

Inconsistency thresholds for incomplete pairwise comparison matrices

Kolos Csaba Ágoston^a

László Csató^b

6th December 2021

“*Mathematics is the part of physics where experiments are cheap.*”¹

(Vladimir Igorevich Arnold: *On teaching mathematics*)

Abstract

Pairwise comparison matrices are increasingly used in settings where some pairs are missing. However, there exist few inconsistency indices for similar incomplete data sets and no reasonable measure has an associated threshold. This paper generalises the famous rule of thumb for the acceptable level of inconsistency, proposed by Saaty, to incomplete pairwise comparison matrices. The extension is based on choosing the missing elements such that the maximal eigenvalue of the incomplete matrix is minimised. Consequently, the well-established values of the random index cannot be adopted: the inconsistency of random matrices is found to be the function of matrix size and the number of missing elements, with a nearly linear dependence in the case of the latter variable. Our results can be directly built into decision-making software and used by practitioners as a statistical criterion for accepting or rejecting an incomplete pairwise comparison matrix.

Keywords: Analytic Hierarchy Process (AHP); decision analysis; inconsistency threshold; incomplete pairwise comparisons; multi-criteria decision-making

MSC class: 90B50, 91B08

JEL classification number: C44, D71

^a Email: kolos.agoston@uni-corvinus.hu

Corvinus University of Budapest (BCE), Department of Operations Research and Actuarial Sciences, Budapest, Hungary

^b Corresponding author. Email: laszlo.csato@sztaki.hu

Institute for Computer Science and Control (SZTAKI), Eötvös Loránd Research Network (ELKH), Laboratory on Engineering and Management Intelligence, Research Group of Operations Research and Decision Systems, Budapest, Hungary

Corvinus University of Budapest (BCE), Department of Operations Research and Actuarial Sciences, Budapest, Hungary

¹ Source: [Arnold \(1998, p. 229\)](#).

1 Introduction

Pairwise comparisons form an essential part of many decision-making techniques, especially since the appearance of the popular *Analytic Hierarchy Process (AHP)* methodology (Saaty, 1977, 1980). Despite simplifying the issue to evaluating objects pair by pair, the tool of pairwise comparisons presents some challenges due to the possible lack of consistency: if alternative A is two times better than alternative B and alternative B is three times better than alternative C , then alternative A is not necessarily six times better than alternative C . The origin of similar inconsistencies resides in asking seemingly “redundant” questions. Nonetheless, additional information is often required to increase robustness (Szádóczi et al., 2022), and inconsistency usually does not cause a serious problem until it remains at a moderate level.

Inconsistent preferences call for quantifying the level of inconsistency. The first and by far the most extensively used index has been proposed by the founder of the AHP, *Thomas L. Saaty* (Saaty, 1977). He has also provided a sharp threshold to decide whether a pairwise comparison matrix has an acceptable level of inconsistency or not.

This widely accepted rule of inconsistency has been constructed for the case when all comparisons are known. However, there are at least three arguments why *incomplete* pairwise comparisons should be considered in decision-making models (Harker, 1987):

- in the case of a large number n of alternatives, completing all $n(n - 1)/2$ pairwise comparisons is resource-intensive and might require much effort from experts suffering from a lack of time;
- unwillingness to make a direct comparison between two alternatives for ethical, moral, or psychological reasons;
- the decision-makers may be unsure of some of the comparisons, for instance, due to limited knowledge on the particular issue.

In certain settings, both incompleteness and inconsistency are inherent features of the data. The beating relation in sports is rarely transitive and some players/teams have never played against each other (Bozóki et al., 2016; Csató, 2013, 2017; Petróczy and Csató, 2021; Chao et al., 2018). Analogously, there exists no guarantee for consistency when the pairwise comparisons are given by the bilateral remittances between countries (Petróczy, 2021), or by the preferences of students between universities (Csató and Tóth, 2020).

Finally, note that pairwise comparison matrices are usually filled sequentially by the decision-makers, see e.g. the empirical research conducted by Bozóki et al. (2013). If the degree of inconsistency is monitored continuously during this process, the decision-maker might be warned immediately after the appearance of an unexpected value (Bozóki et al., 2011). Consequently, there is a higher chance that the problem can be solved easily compared to the usual case when the supervision of the comparisons is asked only after all pairwise comparisons are given. This is especially important as these values are often provided by experts who suffer from a lack of time.

Let us see an example, where the missing elements are denoted by $*$:

$$\mathbf{A} = \begin{bmatrix} 1 & 2 & * & 4 \\ 1/2 & 1 & 2 & * \\ * & 1/2 & 1 & 2 \\ 1/4 & * & 1/2 & 1 \end{bmatrix}.$$

Pairwise comparison matrix \mathbf{A} is inconsistent because $a_{12} \times a_{23} \times a_{34} = 2 \times 2 \times 2 = 8 \neq 4 = a_{14}$. But it remains unknown whether this deviation can be tolerated or not.

The current paper aims to provide thresholds of acceptability for pairwise comparison matrices with missing entries. We want to follow the concept of Saaty as closely as possible. Therefore, the unknown elements are considered as variables to be chosen to reduce the inconsistency of the parametric complete pairwise comparison matrix, that is, to minimise its maximal eigenvalue as suggested by Shiraishi et al. (1998) and Shiraishi and Obata (2002). The main challenge resides in the calculation of the random index, a key component of Saaty’s threshold: the optimal completion of each randomly generated incomplete pairwise comparison matrix should be found separately in order to obtain the minimal value of the Perron root of the completed matrix (Bozóki et al., 2010).

Inconsistency indices are thoroughly researched in the literature (Brunelli, 2018). There exist several attempts to calculate thresholds for Saaty’s index under different assumptions (Alonso and Lamata, 2006; Bozóki and Rapcsák, 2008; Ozdemir, 2005), as well as for various inconsistency indices such as the geometric consistency index (Aguarón and Moreno-Jiménez, 2003), or the Salo–Hamalainen index (Amenta et al., 2020). Liang et al. (2019) propose consistency thresholds for the Best Worst Method (BWM).

On the other hand, the study of inconsistency indices for incomplete pairwise comparisons has been started only recently. Szybowski et al. (2020) introduce two new inconsistency measures based on spanning trees. Kułakowski and Talaga (2020) adapt several existing indices to analyse incomplete data sets but do not provide any threshold. To conclude, without the present contribution, one cannot decide whether the inconsistency of the above incomplete pairwise comparison matrix \mathbf{A} is excessive or not. Thus our work fills a substantial research gap.

Even though Forman (1990) computes random indices for incomplete pairwise comparison matrices, his solution is based on the proposal of Harker (1987). That introduces an auxiliary matrix for any incomplete pairwise comparison matrix instead of filling it by optimising an objective function as we do. Our approach is probably closer to Saaty’s concept since the auxiliary matrix of Harker (1987) is not a pairwise comparison matrix.

The paper is structured as follows. Section 2 presents the fundamentals of pairwise comparison matrices and inconsistency measures. Incomplete pairwise comparison matrices and the eigenvalue minimisation problem are introduced in Section 3. Section 4 discusses the details of computing the random index. The inconsistency thresholds are reported in Section 5. A numerical example is provided in Section 6, and a real life application in Section 7. Finally, Section 8 offers a summary and directions for future research.

2 Pairwise comparison matrices and inconsistency

The pairwise comparisons of the alternatives are collected into a matrix $\mathbf{A} = [a_{ij}]$ such that the entry a_{ij} is the numerical answer to the question “How many times alternative i is better than alternative j ?” Let \mathbb{R}_+ denote the set of positive numbers, \mathbb{R}_+^n denote the set of positive vectors of size n and $\mathbb{R}_+^{n \times n}$ denote the set of positive square matrices of size n with all elements greater than zero, respectively.

Definition 2.1. *Pairwise comparison matrix:* Matrix $\mathbf{A} = [a_{ij}] \in \mathbb{R}_+^{n \times n}$ is a *pairwise comparison matrix* if $a_{ji} = 1/a_{ij}$ for all $1 \leq i, j \leq n$.

Let \mathcal{A} denote the set of pairwise comparison matrices and $\mathcal{A}^{n \times n}$ denote the set of pairwise comparison matrices of size n , respectively.

Table 1: The values of the random index for complete pairwise comparison matrices

Matrix size	4	5	6	7	8	9	10
Random index RI_n	0.884	1.109	1.249	1.341	1.404	1.451	1.486

Definition 2.2. *Consistency:* A pairwise comparison matrix $\mathbf{A} = [a_{ij}] \in \mathcal{A}^{n \times n}$ is *consistent* if $a_{ik} = a_{ij}a_{jk}$ for all $1 \leq i, j, k \leq n$. Otherwise, it is said to be *inconsistent*.

According to the famous Perron–Frobenius theorem, for any pairwise comparison matrix $\mathbf{A} \in \mathcal{A}$, there exists a unique positive weight vector \mathbf{w} satisfying $\mathbf{A}\mathbf{w} = \lambda_{\max}(\mathbf{A})\mathbf{w}$ and $\sum_{i=1}^n w_i = 1$, where $\lambda_{\max}(\mathbf{A})$ is the maximal or Perron eigenvalue of matrix \mathbf{A} .

Saaty has considered an affine transformation of this eigenvalue.

Definition 2.3. *Consistency index:* Let $\mathbf{A} \in \mathcal{A}^{n \times n}$ be any pairwise comparison matrix of size n . Its *consistency index* is

$$CI(\mathbf{A}) = \frac{\lambda_{\max}(\mathbf{A}) - n}{n - 1}.$$

Since $CI(\mathbf{A}) = 0 \iff \lambda_{\max}(\mathbf{A}) = n$, the consistency index CI is a reasonable measure of how far a pairwise comparison matrix is from a consistent one (Saaty, 1977, 1980). Aupetit and Genest (1993) provide a tight upper bound for the value of CI when the entries of the pairwise comparison matrix are expressed on a bounded scale.

Saaty has recommended using a discrete scale for the matrix elements, i.e., for all $1 \leq i, j \leq n$:

$$a_{ij} \in \{1/9, 1/8, 1/7, \dots, 1/2, 1, 2, \dots, 8, 9\}. \quad (1)$$

A normalised measure of inconsistency can be obtained as suggested by Saaty.

Definition 2.4. *Random index:* Consider the set $\mathcal{A}^{n \times n}$ of pairwise comparison matrices of size n . The corresponding *random index* RI is provided by the following algorithm (Alonso and Lamata, 2006):

- Generating a large number of pairwise comparison matrices such that each entry above the diagonal is drawn independently and uniformly from the Saaty scale (1).
- Calculating the consistency index CI for each random pairwise comparison matrix.
- Computing the mean of these values.

Several authors have published slightly different random indices depending on the simulation method and the number of generated matrices involved, see Alonso and Lamata (2006, Table 1). The random indices RI_n are reported in Table 1 for $4 \leq n \leq 10$ as provided by Bozóki and Rapcsák (2008) and validated by Csató and Petróczy (2021). These estimates are close to the ones given in previous works (Alonso and Lamata, 2006; Ozdemir, 2005). Bozóki and Rapcsák (2008, Table 3) uncovers how RI_n depends on the largest element of the ratio scale.

Definition 2.5. *Consistency ratio:* Let $\mathbf{A} \in \mathcal{A}^{n \times n}$ be any pairwise comparison matrix of size n . Its *consistency ratio* is $CR(\mathbf{A}) = CI(\mathbf{A})/RI_n$.

Saaty has proposed a threshold for the acceptability of inconsistency, too.

Definition 2.6. *Acceptable level of inconsistency:* Let $\mathbf{A} \in \mathcal{A}^{n \times n}$ be any pairwise comparison matrix of size n . It is sufficiently close to a consistent matrix and therefore can be accepted if $CR(\mathbf{A}) \leq 0.1$.

Even though applying a crisp decision rule on the fuzzy concept of "large inconsistency" is strange (Brunelli, 2018) and there exist sophisticated statistical studies to test consistency (Lin et al., 2013, 2014), it is assumed throughout the paper that the 10% rule is a well-established standard worth generalising to incomplete pairwise comparison matrices.

3 The eigenvalue minimisation problem for incomplete pairwise comparison matrices

Certain entries of a pairwise comparison matrix are sometimes missing.

Definition 3.1. *Incomplete pairwise comparison matrix:* Matrix $\mathbf{A} = [a_{ij}]$ is an *incomplete pairwise comparison matrix* if $a_{ij} \in \mathbb{R}_+ \cup \{*\}$ such that for all $1 \leq i, j \leq n$, $a_{ij} \in \mathbb{R}_+$ implies $a_{ji} = 1/a_{ij}$ and $a_{ij} = *$ implies $a_{ji} = *$.

Let $\mathcal{A}_*^{n \times n}$ denote the set of incomplete pairwise comparison matrices of size n .

The graph representation of incomplete pairwise comparison matrices is a convenient tool to visualise the structure of known elements.

Definition 3.2. *Graph representation:* An incomplete pairwise comparison matrix $\mathbf{A} \in \mathcal{A}_*^{n \times n}$ can be represented by the undirected graph $G = (V, E)$, where the vertices $V = \{1, 2, \dots, n\}$ correspond to the alternatives and the edges in E are associated with the known matrix entries outside the diagonal, that is, $e_{ij} \in E \iff a_{ij} \neq *$ and $i \neq j$.

To summarise, there are no edges for the missing elements ($a_{ij} = *$) as well as for the entries of the diagonal (a_{ii}).

In the case of an incomplete pairwise comparison matrix \mathbf{A} , Shiraishi et al. (1998) and Shiraishi and Obata (2002) consider an eigenvalue optimisation problem by substituting the m missing elements of matrix \mathbf{A} above the diagonal with positive values arranged in the vector $\mathbf{x} \in \mathbb{R}_+^m$, while the reciprocity condition is preserved:

$$\min_{\mathbf{x} \in \mathbb{R}_+^m} \lambda_{\max}(\mathbf{A}(\mathbf{x})). \quad (2)$$

The motivation is clear, all missing entries should be chosen to get a matrix that is as close to a consistent one as possible in terms of the consistency index CI .

According to Bozóki et al. (2010, Section 3), (2) can be transformed into a convex optimisation problem. The authors also give the necessary and sufficient condition for the uniqueness of the solution: the graph G representing the incomplete pairwise comparison matrix \mathbf{A} should be connected. This is an intuitive and almost obvious requirement since the relation of two alternatives cannot be established if they are not compared at least indirectly, through other alternatives.

4 The calculation of the random index for incomplete pairwise comparison matrices

Consider an incomplete pairwise comparison matrix $\mathbf{A} \in \mathcal{A}_*^{n \times n}$ and a complete pairwise comparison matrix $\mathbf{B} \in \mathcal{A}^{n \times n}$, where $b_{ij} = a_{ij}$ if $a_{ij} \neq *$. Let $\mathbf{A}(\mathbf{x}) \in \mathcal{A}^{n \times n}$ be the optimal completion of \mathbf{A} according to (2). Clearly, $\lambda_{\max}(\mathbf{A}(\mathbf{x})) \leq \lambda_{\max}(\mathbf{B})$, hence $CI(\mathbf{A}(\mathbf{x})) \leq CI(\mathbf{B})$. This implies that the value of the random index RI_n , calculated for complete pairwise comparison matrices, cannot be applied in the case of an incomplete pairwise comparison matrix because its consistency index CI is obtained through optimising (i.e. minimising) its level of inconsistency.

Consequently, by adopting the numbers from Table 1, the ratio of incomplete pairwise comparison matrices with an acceptable level of inconsistency will exceed the concept of Saaty and this discrepancy increases as the number of missing elements grows. In the extreme case when graph G is a spanning tree of a complete graph with n nodes (thus it is a connected graph consisting of exactly $n - 1$ edges without cycles), the corresponding incomplete matrix can be filled out such that consistency is achieved.

Therefore, the random index needs to be recomputed for incomplete pairwise comparison matrices, and its value will supposedly be a monotonically decreasing function of m , the number of missing elements.

Remark 1. In the view of the Saaty scale (1), there are at least three different ways to choose the missing entries x_k , $1 \leq k \leq m$:

1. *Method 1:* $x_k \in \mathbb{R}_+$, namely, each missing entry can be an arbitrary positive number;
2. *Method 2:* $1/9 \leq x_k \leq 9$, namely, the missing entries cannot be higher (lower) than the theoretical maximum (minimum) of the known elements;
3. *Method 3:* $x_k \in \{1/9, 1/8, 1/7, \dots, 1/2, 1, 2, \dots, 8, 9\}$, namely, each missing entry is drawn from the discrete Saaty scale.

Let us illustrate the three approaches listed in Remark 1.

Example 4.1. Take the following incomplete pairwise comparison matrix:

$$\mathbf{A} = \begin{bmatrix} 1 & * & 9 & * \\ * & 1 & 2 & 8 \\ 1/9 & 1/2 & 1 & 4 \\ * & 1/8 & 1/4 & 1 \end{bmatrix}.$$

The corresponding undirected graph G is depicted in Figure 1. Note that G would be a spanning tree without the edge between nodes 2 and 4 and $a_{24} = 8 = 2 \times 4 = a_{23}a_{34}$. Consequently, \mathbf{A} can be filled out consistently in a unique way:

$$\mathbf{A}^1 = \begin{bmatrix} 1 & \mathbf{9/2} & 9 & \mathbf{36} \\ \mathbf{2/9} & 1 & 2 & 8 \\ 1/9 & 1/2 & 1 & 4 \\ \mathbf{1/36} & 1/8 & 1/4 & 1 \end{bmatrix}.$$

The first technique (Method 1 in Remark 1) results in \mathbf{A}^1 with $\lambda_{\max}(\mathbf{A}^1) = 4$.

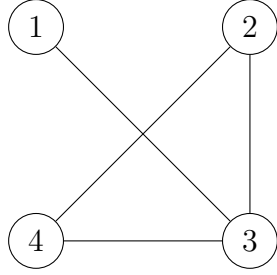


Figure 1: The graph representation of the pairwise comparison matrix \mathbf{A} in Example 4.1

On the other hand, \mathbf{A}^1 is not valid under Method 2 in Remark 1 because $a_{14}^1 = 36 > 9$, that is, the consistent filling is not allowed as being outside the Saaty scale (1). The optimal complete pairwise comparison matrix \mathbf{A}^2 is given by the solution of the convex eigenvalue minimisation problem (2) with the additional constraints $1/9 \leq x_k \leq 9$ for all $1 \leq k \leq m$ and is as follows:

$$\mathbf{A}^2 = \begin{bmatrix} 1 & \mathbf{9/4} & 9 & \mathbf{9} \\ \mathbf{4/9} & 1 & 2 & 8 \\ 1/9 & 1/2 & 1 & 4 \\ \mathbf{1/9} & 1/8 & 1/4 & 1 \end{bmatrix},$$

where $\lambda_{\max}(\mathbf{A}^2) = 4.1855$.

Finally, \mathbf{A}^2 is not valid under Method 3 in Remark 1 because $a_{12}^2 = 9/4 \notin \mathbb{Z}$, that is, even though the optimal filling by Method 2 does not contain any value exceeding the bounds of the Saaty scale (1), some of them are not integers or the reciprocals of integers. Hence, the best possible filling on the Saaty scale (1) is

$$\mathbf{A}^3 = \begin{bmatrix} 1 & \mathbf{2} & 9 & \mathbf{9} \\ \mathbf{1/2} & 1 & 2 & 8 \\ 1/9 & 1/2 & 1 & 4 \\ \mathbf{1/9} & 1/8 & 1/4 & 1 \end{bmatrix},$$

which leads to $\lambda_{\max}(\mathbf{A}^3) = 4.1874$.

Among the three ideas in Remark 1, Method 1 always leads to the smallest dominant eigenvalue, followed by Method 2, whereas Method 3 provides the greatest optimum of problem (2) as can be seen from the restrictions in Remark 1.

We implement Method 2 to calculate the random indices RI_n . The first reason is that the algorithm for the λ_{\max} -optimal completion (Bozóki et al., 2010, Section 5) involves an exogenously given tolerance level to determine how accurate are the coordinates of the eigenvector associated with the dominant eigenvalue as a stopping criterion. Consequently, it cannot be chosen appropriately if the matrix entries and the elements of the weight vector can differ substantially: the consistent completion of an incomplete pairwise comparison matrix with n alternatives may contain $(1/9)^{(n-1)}$ or $9^{(n-1)}$ as an element if the corresponding graph is a chain. Furthermore, it remains questionable why elements below or above the Saaty scale (1) are allowed for the missing entries if they are prohibited in the case of known elements. On the other hand, Method 3 presents a discrete optimisation problem that is more difficult to handle than its continuous analogue of Method 2. To summarise, since the process is based on generating a large number of random incomplete

pairwise comparison matrices to be filled out optimally, it is necessary to reduce the complexity of optimisation problem (2) by using Method 2.

A complete pairwise comparison matrix of size n can be represented by a complete graph where the degree of each node is $n - 1$. Hence, the graph corresponding to an incomplete pairwise comparison matrix is certainly connected if $m \leq n - 2$, implying that the solution of the λ_{\max} -optimal completion is unique. However, the graph might be disconnected if $m \geq n - 1$, in which case it makes no sense to calculate the consistency index CI of the incomplete pairwise comparison matrix. Furthermore, if $m > n(n - 1)/2 - (n - 1)$, then there are less than $n - 1$ known elements, and the graph is always disconnected.

If the number of missing entries is exactly $m = n(n - 1)/2 - (n - 1) = (n - 1)(n - 2)/2$, then the graph is connected if and only if it is a spanning tree. Even though these incomplete pairwise comparison matrices certainly have a consistent completion under Method 1, this does not necessarily hold under Method 2 when the missing entries cannot be arbitrarily large/small.

5 Generalised thresholds for the consistency ratio

As we have argued in Section 4, the value of the random index $RI_{n,m}$ probably depends not only on the size n of the incomplete pairwise comparison matrix but on the number of its missing elements m , too. Thus the random index is computed according to the following procedure (cf. Definition 2.4):

1. Generating an incomplete pairwise comparison matrix \mathbf{A} of size n with m missing entries above the diagonal such that each element above the diagonal is drawn independently and uniformly from the Saaty scale (1), while the place of the unknown elements above the diagonal is chosen randomly.
2. Checking whether the graph G representing the incomplete pairwise comparison matrix \mathbf{A} is connected or disconnected.
3. If graph G is connected, optimisation problem (2) is solved by the algorithm for the λ_{\max} -optimal completion (Bozóki et al., 2010, Section 5) with restricting all entries in $\mathbf{x} \in \mathbb{R}_+^m$ according to Method 2 in Remark 1 to obtain the minimum of $\lambda_{\max}(\mathbf{A}(\mathbf{x}))$ and the corresponding complete pairwise comparison matrix $\hat{\mathbf{A}}$.
4. Computing and saving the consistency index $CI(\hat{\mathbf{A}})$ based on Definition 2.3.
5. Repeating Steps 1–4 to get 1 million random matrices with a connected graph representation, and calculating the mean of the consistency indices CI from Step 4.

Our central result is reported in Table 2, which is an extension of Table 1 to the case when some pairwise comparisons are unknown. The values in the first row, which coincide with the ones from Table 1, confirm the integrity of the proposed technique to compute the thresholds for the consistency index CI . The role of missing elements cannot be ignored at all commonly used significance levels as reinforced by the t-test: for any given n , the values of $RI_{n,m}$ are statistically different from each other.

Recall that the maximal number of missing elements is at most $n(n - 1)/2 - (n - 1) = (n - 1)(n - 2)/2$ if connectedness is not violated, and this value is 3 if $n = 4$, 6 if $n = 5$,

Table 2: The values of the random index for incomplete pairwise comparison matrices

Missing elements m	Matrix size n			
	4	5	6	7
0	0.884	1.109	1.249	1.341
1	0.583 (0.531)	0.925 (0.485)	1.128 (0.400)	1.256 (0.330)
2	0.306 (0.387)	0.739 (0.452)	1.007 (0.392)	—
3	0.053 (0.073)	0.557 (0.405)	0.883 (0.380)	—
4	—	0.379 (0.340)	0.758 (0.364)	—
5	—	0.212 (0.247)	0.634 (0.344)	—
6	—	0.059 (0.068)	0.510 (0.317)	—
7	—	—	0.389 (0.281)	—
8	—	—	0.271 (0.234)	—
9	—	—	0.161 (0.170)	—

All values are based on 1 million matrices. Standard deviations are given in parenthesis.

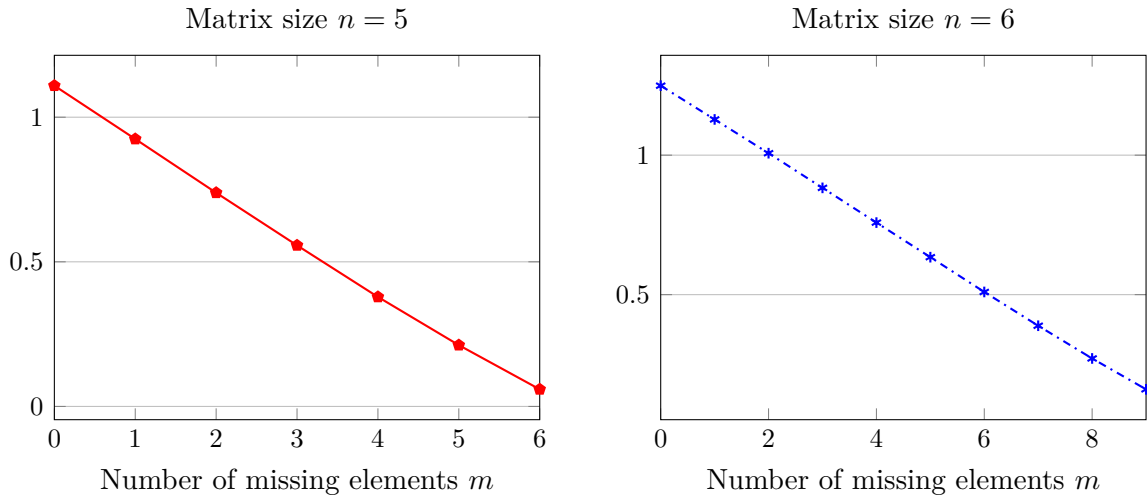


Figure 2: The random index $RI_{n,m}$ as the function of the number of missing entries m

and 10 if $n = 6$. Some thresholds are lacking from Table 2—for example, the pair $n = 7$ and $m = 4$ —due to excessive computation time (> 48 hours).

However, $RI_{n,m}$ can be easily predicted as follows. Figure 2 reveals that the random index is monotonically decreasing as the function of missing values m according to common intuition. Furthermore, the dependence is nearly linear, thus a plausible estimation is provided by the below formula, which requires only the “omnipresent” Table 1:

$$RI_{n,m} \approx \left[1 - \frac{2m}{(n-1)(n-2)} \right] RI_{n,0}. \quad (3)$$

Obviously, (3) returns $RI_{n,0}$ if there are no missing elements ($m = 0$). On the other hand, $m = (n-1)(n-2)/2$ means that the graph representing the incomplete pairwise comparison matrix is either unconnected, or it is a spanning tree, thus the matrix can be filled consistently if there is no restriction on its elements. Formula (3) immediately follows by assuming a linear function for intermediate values of m .

Table 3: Approximation of the random index for incomplete pairwise comparison matrices according to equation (3)

Matrix size n	Missing elements m	Value of $RI_{n,m}$	
		Computed	Approximated by formula (3)
7	4	0.998	0.983
8	5	1.088	1.070
9	6	1.158	1.140
10	7	1.215	1.197
15	4	1.519	1.514
15	8	1.453	1.445
15	12	1.387	1.375

According to the “case studies” in Table 3, (3) gives at least a reasonable guess of $RI_{n,m}$ without much effort, even though it somewhat underestimates the true value. The discrepancy is mainly caused by $RI_{n,(n-1)(n-2)/2}$ being larger than zero (see Table 2) as incomplete pairwise comparison matrices represented by a spanning tree can be made consistent only if the missing elements can be arbitrary, but not if they are bounded to the interval $[1/9, 9]$.

Definition 2.5 can be modified straightforwardly to derive the consistency ratio CR for any incomplete pairwise comparison matrix.

Definition 5.1. *Consistency ratio:* Let $\mathbf{A} \in \mathcal{A}_*^{n \times n}$ be any incomplete pairwise comparison matrix of size n with m missing entries above the diagonal and $\hat{\mathbf{A}}$ be the complete pairwise comparison matrix given by the optimal filling of \mathbf{A} . The *consistency ratio* of the incomplete matrix \mathbf{A} is $CR(\mathbf{A}) = CI(\hat{\mathbf{A}})/RI_{n,m}$.

The popular 10% threshold of Definition 2.6 can be adopted without any changes.

In the applications of the AHP methodology, the optimal number of alternatives does not exceed nine (Saaty and Ozdemir, 2003). Random indices for complete pairwise comparison matrices have been determined for $n \leq 16$ in Aguarón and Moreno-Jiménez (2003) and for $n \leq 15$ in Alonso and Lamata (2006). The corresponding thresholds for incomplete pairwise comparison matrices can be calculated offline by a supercomputer and built into any software used by practitioners. If these are not available, formula (3) provides a good approximation for any number of alternatives n and missing elements m , see Table 3.

6 An illustrative example

In this section, we highlight the implications of the calculated thresholds for the random index by a numerical illustration. It has been chosen to be simple but expressive. With three alternatives and one missing entry, the matrix can be filled out consistently. Therefore, the number of alternatives is four. Again, there exists a consistent filling if there are three missing elements, hence their number is two. Furthermore, they are in different rows, which is the more likely case.

Table 4: Consistency indices of the parametric incomplete pairwise comparison matrix $\mathbf{A}(\alpha, \beta)$ in Example 6.1

Value of β	Value of α								
	1/5	1/4	1/3	1/2	1	2	3	4	5
1/9	0.1495	<i>0.0818</i>	0.0253	0.0003	0.1031	0.4187	0.7338	1.0344	1.3214
1/8	0.1637	0.0921	0.0311	0	0.0921	0.3940	0.6982	0.9890	1.2671
1/7	0.1807	0.1047	<i>0.0383</i>	0.0004	<i>0.0805</i>	0.3670	0.6592	0.9393	1.2076
1/6	0.2015	0.1202	<i>0.0477</i>	0.0017	<i>0.0680</i>	0.3374	0.6160	0.8842	1.1414
1/5	0.2278	0.1401	<i>0.0601</i>	0.0046	<i>0.0547</i>	0.3042	0.5673	0.8220	1.0667
1/4	0.2624	0.1667	<i>0.0774</i>	0.0100	<i>0.0404</i>	0.2663	0.5113	0.7500	0.9801
1/3	0.3114	0.2048	0.1031	0.0201	0.0253	0.2217	0.4444	0.6637	0.8759
1/2	0.3891	0.2663	0.1462	<i>0.0404</i>	0.0100	0.1667	0.3599	0.5536	0.7426
1	0.5476	0.3940	0.2394	0.0921	0	0.0921	0.2394	0.3940	0.5476
2	0.7426	0.5536	0.3599	0.1667	0.0100	<i>0.0404</i>	0.1462	0.2663	0.3891
3	0.8759	0.6637	0.4444	0.2217	0.0253	0.0201	0.1031	0.2048	0.3114
4	0.9801	0.7500	0.5113	0.2663	<i>0.0404</i>	0.0100	<i>0.0774</i>	0.1667	0.2624
5	1.0667	0.8220	0.5673	0.3042	<i>0.0547</i>	0.0046	<i>0.0601</i>	0.1401	0.2278
6	1.1414	0.8842	0.6160	0.3374	<i>0.0680</i>	0.0017	<i>0.0477</i>	0.1202	0.2015
7	1.2076	0.9393	0.6592	0.3670	<i>0.0805</i>	0.0004	<i>0.0383</i>	0.1047	0.1807
8	1.2671	0.9890	0.6982	0.3940	0.0921	0	0.0311	0.0921	0.1637
9	1.3214	1.0344	0.7338	0.4187	0.1031	0.0003	0.0253	<i>0.0818</i>	0.1495

Bold numbers indicate that the consistency ratio $CR(\hat{\mathbf{A}}(\alpha, \beta)) = CI(\hat{\mathbf{A}}(\alpha, \beta)) / RI_{4,2}$ is below the 10% threshold. *Italic* numbers indicate that $CI(\hat{\mathbf{A}}(\alpha, \beta)) / RI_{4,0}$ is below the 10% threshold but the consistency ratio $CR(\hat{\mathbf{A}}(\alpha, \beta)) = CI(\hat{\mathbf{A}}(\alpha, \beta)) / RI_{4,2}$ is above it.

Example 6.1. Take the following parametric incomplete pairwise comparison matrix of size $n = 4$ with $m = 2$ missing elements:

$$\mathbf{A}(\alpha, \beta) = \begin{bmatrix} 1 & \alpha & * & \beta \\ 1/\alpha & 1 & \alpha & * \\ * & 1/\alpha & 1 & \alpha \\ 1/\beta & * & 1/\alpha & 1 \end{bmatrix}.$$

Now $RI_{4,0} \approx 0.884$ and $RI_{4,2} \approx 0.356$ from Table 2. There are three instances where the optimal filling of matrix $\mathbf{A}(\alpha, \beta)$ results in a consistent pairwise comparison matrix:

$$(\alpha, \beta) \in \left\{ \left(\frac{1}{2}, \frac{1}{8} \right); (1, 1); (2, 8) \right\}.$$

They should be accepted under any circumstances.

Examine what happens if $\alpha = 1$ is fixed. Then $\beta = 3$ implies $CI(\hat{\mathbf{A}}(1, 3)) \approx 0.0253 < 0.1 \times RI_{4,2}$, which still corresponds to an acceptable level of inconsistency. However, $CI(\hat{\mathbf{A}}(1, 4)) \approx 0.0404 > 0.1 \times RI_{4,2}$, making it necessary to reduce inconsistency if $\beta = 4$. On the other hand, $CI(\hat{\mathbf{A}}(1, 4)) \approx 0.0404 < 0.1 \times RI_{4,0}$, thus the optimally filled out incomplete pairwise comparison matrix might be accepted according to the “standard” threshold for complete matrices because the latter does not take into account the automatic reduction of inconsistency due to the optimisation procedure.

Table 4 reports the consistency index CI of matrix $\mathbf{A}(\alpha, \beta)$ for some parameters α and β . α is restricted between $1/5$ and 5 because $a_{12}(\alpha, \beta) \times a_{23}(\alpha, \beta) \times a_{34}(\alpha, \beta) = \alpha^3$ but $a_{14}(\alpha, \beta) = \beta$. Bold numbers correspond to the cases when inconsistency can be tolerated based on the approximated thresholds of Table 2, while italic numbers show instances that can be accepted only if the optimal solution $\mathbf{A}(\mathbf{x})$ of (2) is considered as a (complete) pairwise comparison matrix and the threshold of 10% is used for $CI(\mathbf{A}(\mathbf{x})) / RI_{4,0}$.

7 A real life application: continuous monitoring of inconsistency

Bozóki et al. (2013) carried out a controlled experiment, where university students were divided into subgroups to make pairwise comparisons from different types of problems, with different number of alternatives in different questioning orders. Consequently, not only the complete pairwise comparison matrices are known but their incomplete submatrices obtained after a given number of comparisons was asked. We have picked one interesting matrix from this dataset.

Example 7.1. The following pairwise comparison matrix reflects the opinion of a decision-maker on how much more a summer house is liked compared to another summer house on a numerical scale:

$$\mathbf{A} = \begin{bmatrix} 1 & 2 & 7 & 7 & 7 & 5 \\ 1/2 & 1 & 5 & 7 & 5 & 2 \\ 1/7 & 1/5 & 1 & 1 & 1/5 & 1/5 \\ 1/7 & 1/7 & 1 & 1 & 1/3 & 1/3 \\ 1/7 & 1/5 & 5 & 3 & 1 & 3 \\ 1/5 & 1/2 & 5 & 3 & 1/3 & 1 \end{bmatrix}.$$

The questioning order of the 15 comparisons is a_{12} , a_{64} , a_{51} , a_{32} , a_{56} , a_{13} , a_{24} , a_{61} , a_{43} , a_{52} , a_{14} , a_{35} , a_{26} , a_{45} , and a_{36} . This procedure, proposed by Ross (1934), optimises two objective functions: it maximises the distances for the same alternatives to reappear and aims to balance the number of the first and second positions in the comparison for every alternative.

Figure 3 shows how inconsistency changes as more and more comparisons are given by the decision-maker. Following Bozóki et al. (2013, Figure 2), the solid red line uses the random index associated with a complete 6×6 pairwise comparison matrix, which is not a valid approach according to Section 4. On the other hand, the dashed blue line is obtained by the values of the random index according to our computations, see Table 2. The naïve approach indicates no problem around inconsistency, its level remains below the 10% threshold during the filling in process. However, accounting for the number of missing elements reveals that inconsistency is substantially increased when the seventh comparison (a_{24}) is made. Even though the complete pairwise comparison matrix can be accepted with respect to inconsistency, continuous monitoring warns the decision-maker that this particular comparison is worth reconsidering.

8 Conclusions

The paper reports approximated thresholds for the most popular measure of inconsistency, proposed by Saaty, in the case of incomplete pairwise comparison matrices. They are

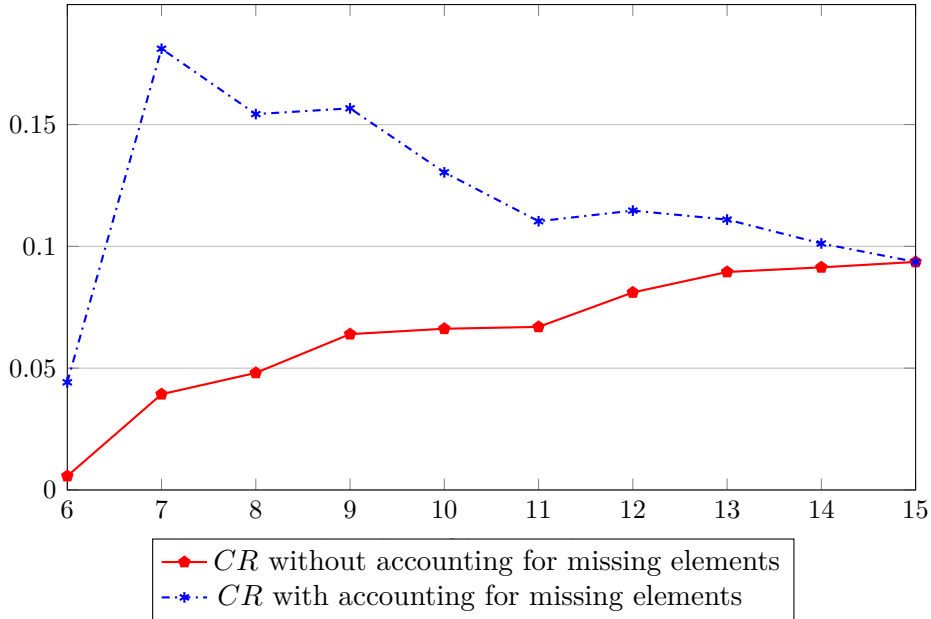


Figure 3: The consistency ratio CR as the function of known elements in Example 7.1

determined by the value of the random index, that is, the average consistency ratio of a large number of random pairwise comparison matrices with missing elements. The calculation is far from trivial since a separate convex optimisation problem should be solved for each matrix to find the optimal filling of unknown entries. Numerical results uncover that the threshold depends not only on the size of the pairwise comparison matrix but on the number of missing entries, too. A plausible linear estimation of the random index has also been provided.

According to Table 2 and two examples, the extended values of the random index become indispensable in order to generalise Saaty’s concept to incomplete comparisons. The associated thresholds can be directly programmed into decision-making software.

With the suggested rule of acceptability, the decision-maker can decide for any incomplete pairwise comparison matrix whether there is a need to revise earlier assessments or not. It allows the level of inconsistency to be monitored even before all comparisons are given, which may immediately indicate possible mistakes and suspicious entries. Therefore, the preference revision process can be launched as early as possible. It will be examined in future studies how this opportunity can be built into the known inconsistency reduction methods (Abel et al., 2018; Bozóki et al., 2015; Ergu et al., 2011; Xu and Xu, 2020).

Acknowledgements

We are grateful to *Sándor Bozóki*, *Lavoslav Čaklovic*, and *Zsombor Szádoczki* for useful advice.

Four anonymous reviewers provided valuable comments and suggestions on earlier drafts. The research was supported by the MTA Premium Postdoctoral Research Program grant PPD2019-9/2019.

References

- Abel, E., Mikhailov, L., and Keane, J. (2018). Inconsistency reduction in decision making via multi-objective optimisation. *European Journal of Operational Research*, 267(1):212–226.
- Aguarón, J. and Moreno-Jiménez, J. M. (2003). The geometric consistency index: Approximated thresholds. *European Journal of Operational Research*, 147(1):137–145.
- Alonso, J. A. and Lamata, M. T. (2006). Consistency in the analytic hierarchy process: a new approach. *International Journal of Uncertainty, Fuzziness and Knowledge-Based Systems*, 14(4):445–459.
- Amenta, P., Lucadamo, A., and Marcarelli, G. (2020). On the transitivity and consistency approximated thresholds of some consistency indices for pairwise comparison matrices. *Information Sciences*, 507:274–287.
- Arnold, V. I. (1998). On teaching mathematics. *Russian Mathematical Surveys*, 53(1):229–236.
- Aupetit, B. and Genest, C. (1993). On some useful properties of the Perron eigenvalue of a positive reciprocal matrix in the context of the analytic hierarchy process. *European Journal of Operational Research*, 70(2):263–268.
- Bozóki, S., Csató, L., and Temesi, J. (2016). An application of incomplete pairwise comparison matrices for ranking top tennis players. *European Journal of Operational Research*, 248(1):211–218.
- Bozóki, S., Dezső, L., Poesz, A., and Temesi, J. (2013). Analysis of pairwise comparison matrices: an empirical research. *Annals of Operations Research*, 211(1):511–528.
- Bozóki, S., Fülöp, J., and Koczkodaj, W. W. (2011). An LP-based inconsistency monitoring of pairwise comparison matrices. *Mathematical and Computer Modelling*, 54(1-2):789–793.
- Bozóki, S., Fülöp, J., and Poesz, A. (2015). On reducing inconsistency of pairwise comparison matrices below an acceptance threshold. *Central European Journal of Operations Research*, 23(4):849–866.
- Bozóki, S., Fülöp, J., and Rónyai, L. (2010). On optimal completion of incomplete pairwise comparison matrices. *Mathematical and Computer Modelling*, 52(1-2):318–333.
- Bozóki, S. and Rapcsák, T. (2008). On Saaty’s and Koczkodaj’s inconsistencies of pairwise comparison matrices. *Journal of Global Optimization*, 42(2):157–175.
- Brunelli, M. (2018). A survey of inconsistency indices for pairwise comparisons. *International Journal of General Systems*, 47(8):751–771.
- Chao, X., Kou, G., Li, T., and Peng, Y. (2018). Jie Ke versus AlphaGo: A ranking approach using decision making method for large-scale data with incomplete information. *European Journal of Operational Research*, 265(1):239–247.

- Csató, L. (2013). Ranking by pairwise comparisons for Swiss-system tournaments. *Central European Journal of Operations Research*, 21(4):783–803.
- Csató, L. (2017). On the ranking of a Swiss system chess team tournament. *Annals of Operations Research*, 254(1-2):17–36.
- Csató, L. and Petróczy, D. G. (2021). On the monotonicity of the eigenvector method. *European Journal of Operational Research*, 292(1):230–237.
- Csató, L. and Tóth, Cs. (2020). University rankings from the revealed preferences of the applicants. *European Journal of Operational Research*, 286(1):309–320.
- Ergu, D., Kou, G., Peng, Y., and Shi, Y. (2011). A simple method to improve the consistency ratio of the pair-wise comparison matrix in ANP. *European Journal of Operational Research*, 213(1):246–259.
- Forman, E. H. (1990). Random indices for incomplete pairwise comparison matrices. *European Journal of Operational Research*, 48(1):153–155.
- Harker, P. T. (1987). Alternative modes of questioning in the Analytic Hierarchy Process. *Mathematical Modelling*, 9(3-5):353–360.
- Kulakowski, K. and Talaga, D. (2020). Inconsistency indices for incomplete pairwise comparisons matrices. *International Journal of General Systems*, 49(2):174–200.
- Liang, F., Brunelli, M., and Rezaei, J. (2019). Consistency issues in the best worst method: Measurements and thresholds. *Omega*, 96:102175.
- Lin, C., Kou, G., and Ergu, D. (2013). An improved statistical approach for consistency test in AHP. *Annals of Operations Research*, 211(1):289–299.
- Lin, C., Kou, G., and Ergu, D. (2014). A statistical approach to measure the consistency level of the pairwise comparison matrix. *Journal of the Operational Research Society*, 65(9):1380–1386.
- Ozdemir, M. S. (2005). Validity and inconsistency in the analytic hierarchy process. *Applied Mathematics and Computation*, 161(3):707–720.
- Petróczy, D. G. (2021). An alternative quality of life ranking on the basis of remittances. *Socio-Economic Planning Sciences*, in press. DOI: [10.1016/j.seps.2021.101042](https://doi.org/10.1016/j.seps.2021.101042).
- Petróczy, D. G. and Csató, L. (2021). Revenue allocation in Formula One: A pairwise comparison approach. *International Journal of General Systems*, 50(3):243–261.
- Ross, R. T. (1934). Optimum orders for the presentation of pairs in the method of paired comparisons. *Journal of Educational Psychology*, 25(5):375–382.
- Saaty, T. L. (1977). A scaling method for priorities in hierarchical structures. *Journal of Mathematical Psychology*, 15(3):234–281.
- Saaty, T. L. (1980). *The Analytic Hierarchy Process: Planning, Priority Setting, Resource Allocation*. McGraw-Hill, New York.

- Saaty, T. L. and Ozdemir, M. S. (2003). Why the magic number seven plus or minus two. *Mathematical and Computer Modelling*, 38(3-4):233–244.
- Shiraishi, S. and Obata, T. (2002). On a maximization problem arising from a positive reciprocal matrix in AHP. *Bulletin of Informatics and Cybernetics*, 34(2):91–96.
- Shiraishi, S., Obata, T., and Daigo, M. (1998). Properties of a positive reciprocal matrix and their application to AHP. *Journal of the Operations Research Society of Japan-Keiei Kagaku*, 41(3):404–414.
- Szádoczki, Zs., Bozóki, S., and Tekile, H. A. (2022). Filling in pattern designs for incomplete pairwise comparison matrices: (quasi-)regular graphs with minimal diameter. *Omega*, 107:102557.
- Szybowski, J., Kułakowski, K., and Prusak, A. (2020). New inconsistency indicators for incomplete pairwise comparisons matrices. *Mathematical Social Sciences*, 108:138–145.
- Xu, K. and Xu, J. (2020). A direct consistency test and improvement method for the analytic hierarchy process. *Fuzzy Optimization and Decision Making*, 19(3):359–388.