

Probing doubly charged scalar bosons from the doublet at future high-energy colliders

Kazuki Enomoto,^{1,*} Shinya Kanemura,^{1,†} and Kento Katayama^{1,‡}

¹*Department of Physics, Osaka University, Toyonaka, Osaka 560-0043, Japan*

Abstract

The isospin doublet scalar field with hypercharge $3/2$ is introduced in some new physics models such as tiny neutrino masses. Detecting the doubly charged scalar bosons from the doublet field can be a good probe of such models. However, their collider phenomenology has not been examined sufficiently. We investigate collider signatures of the doubly and singly charged scalar bosons at the LHC for the high-luminosity upgraded option (HL-LHC) by looking at transverse mass distributions etc. With the appropriate kinematical cuts we demonstrate the background reduction in the minimal model in the following two cases depending on the mass of the scalar bosons. (1) The main decay mode of the singly charged scalar bosons is the tau lepton and missing (as well as charm and strange quarks). (2) That is into a top bottom pair. In the both cases, we assume that the doubly charged scalar boson is heavier than the singly charged ones. We conclude that the scalar doublet field with $Y = 3/2$ is expected to be detectable at the HL-LHC unless the mass is too large.

arXiv:2102.12950v1 [hep-ph] 25 Feb 2021

* kenomoto@het.phys.sci.osaka-u.ac.jp

† kanemu@het.phys.sci.osaka-u.ac.jp

‡ k.katayama@het.phys.sci.osaka-u.ac.jp

I. INTRODUCTION

In spite of the success of the Standard Model (SM), there are good reasons to regard the model as an effective theory around the electroweak scale, above which the SM should be replaced by a model of new physics beyond the SM. Although a Higgs particle has been discovered at the LHC [1], the structure of the Higgs sector remains unknown. Indeed, the current data from the LHC can be explained in the SM. However, the Higgs sector in the SM causes the hierarchy problem, which must be solved by introducing new physics beyond the SM. In addition, the SM cannot explain gravity and several phenomena such as tiny neutrino masses, dark matter, baryon asymmetry of the universe, and so on. Clearly, extension of the SM is inevitable to explain these phenomena.

In the SM, introduction of a single isospin doublet scalar field is just a hypothesis without any theoretical principle. Therefore, there is still a room to consider non-minimal shapes of the Higgs sector. When the above mentioned problems of the SM are considered together with such uncertainty of the Higgs sector, it might happen that it would be one of the natural directions to think about the possibility of extended Higgs sectors as effective theories of unknown more fundamental theories beyond the SM. Therefore, there have been quite a few studies on models with extended Higgs sectors both theoretically and phenomenologically.

Additional isospin-multiplet scalar fields have often been introduced into the Higgs sector in lots of new physics models such as models of supersymmetric extensions of the SM, those for tiny neutrino masses [2–12], dark matter [13–15], CP-violation [16, 17], and the first-order phase transition [18, 19]. One of the typical properties in such extended Higgs sector is a prediction of existence of charged scalar states. Therefore, theoretical study of these charged particles and their phenomenological exploration at experiments are essentially important to test these models of new physics.

There is a class of models with extended Higgs sectors in which doubly charged scalar states are predicted. They may be classified by the hypercharge of the isospin-multiplet scalar field in the Higgs sector; i.e. triplet fields with $Y = 1$ [3, 4, 8], doublet fields with $Y = 3/2$ [20–25], and singlet fields with $Y = 2$ [7, 8, 12, 22]. These fields mainly enter into new physics model motivated to explain tiny neutrino masses, sometimes together with dark matter and baryon asymmetry of the universe [12, 20, 21, 23–25]. The doubly charged scalars are also introduced in models for other motivations [26, 27]. Collider phenomenology

of these models is important to discriminate the models. There have also been many studies along this line [20, 28–37].

In this paper, we concentrate on the collider phenomenology of the model with an additional isodoublet field Φ with $Y = 3/2$ at the high-luminosity-LHC (HL-LHC) with the collision energy of $\sqrt{s} = 14$ TeV and the integrated luminosity of $\mathcal{L} = 3000 \text{ fb}^{-1}$ [38]. Clearly, Φ cannot couple to fermions directly. The component fields are doubly charged scalar bosons $\Phi^{\pm\pm}$ and singly charged ones Φ^\pm . In order that the lightest one is able to decay into light fermions, we further introduce an additional doublet scalar field ϕ_2 with the same hypercharge as of the SM one ϕ_1 , $Y = 1/2$. Then, $Y = 3/2$ component fields can decay via the mixing between two physical singly charged scalar states. Here, we define this model as a minimal model with doubly charged scalar bosons from the doublet. This minimal model has already been discussed in Ref. [20], where signal events via $pp \rightarrow W^{+*} \rightarrow \Phi^{++} H_i^-$ have been analyzed, where H_i^\pm ($i = 1, 2$) are mass eigenstates of singly charged scalar states. They have indicated that masses of all the charged states $\Phi^{\pm\pm}$ and H_i^\pm may be measurable from this single process by looking at the Jacobian peaks of transverse masses of several combinations of final states etc. However, they have not done any analysis for backgrounds. In this paper, we shall investigate both signal and backgrounds for this process to see whether or not the signal can dominate the backgrounds after performing kinematical cuts at the HL-LHC.

This paper is organized as follows. In Sec. II, we introduce the minimal model with doubly charged scalar bosons from the doublet which is mentioned above, and give a brief comment about current constraints on the singly charged scalars from some experiments. In Sec. III, we investigate decays of doubly and singly charged scalars and a production of doubly charged scalars at hadron colliders. In Sec. IV, results of numerical evaluations for the process $pp \rightarrow W^{+*} \rightarrow \Phi^{++} H_i^-$ are shown. Final states of the process depend on mass spectrums of the charged scalars, and we investigate two scenarios with a benchmark value. Conclusions are given In Sec. V. In Appendix A, we show analytic formulae for decay rates of two-body and three-body decays of the charged scalars.

II. MODEL OF THE SCALAR FIELD WITH $Y = 3/2$

We investigate the model whose scalar potential includes three isodoublet scalar fields

ϕ_1 , ϕ_2 , and Φ [20]. Gauge groups and fermions in the model are same with those in the SM. Quantum numbers of scalar fields are shown in Table I. The hypercharge of two scalars ϕ_1 and ϕ_2 is 1/2, and that of the other scalar Φ is 3/2. In order to forbid the flavor changing neutral current (FCNC) at tree level, we impose the softly broken Z_2 symmetry, where ϕ_2 and Φ have odd parity and ϕ_1 has even parity [39].

	$SU(3)_C$	$SU(2)_L$	$U(1)_Y$	Z_2
ϕ_1	1	2	1/2	+
ϕ_2	1	2	1/2	-
Φ	1	2	3/2	-

TABLE I. The list of scalar fields in the model

The scalar potential of the model is given by

$$\begin{aligned}
V = & V_{\text{THDM}} + \mu_\Phi^2 |\Phi|^2 + \frac{1}{2} \lambda_\Phi |\Phi|^4 + \sum_{i=1}^2 \rho_i |\phi_i|^2 |\Phi|^2 + \sum_{i=1}^2 \sigma_i |\phi_i^\dagger \Phi|^2 \\
& + \left\{ \kappa (\Phi^\dagger \phi_1) (\tilde{\phi}_1^\dagger \phi_2) + \text{h.c.} \right\}, \tag{1}
\end{aligned}$$

where V_{THDM} is the scalar potential in the two Higgs doublet model (THDM), and it is given by

$$\begin{aligned}
V_{\text{THDM}} = & \sum_{i=1}^2 \mu_i^2 |\phi_i|^2 + \left(\mu_3^2 \phi_1^\dagger \phi_2 + \text{h.c.} \right) + \sum_{i=1}^2 \frac{1}{2} \lambda_i |\phi_i|^4 + \lambda_3 |\phi_1|^2 |\phi_2|^2 + \lambda_4 |\phi_1^\dagger \phi_2|^2 \\
& + \frac{1}{2} \left\{ \lambda_5 (\phi_1^\dagger \phi_2)^2 + \text{h.c.} \right\}. \tag{2}
\end{aligned}$$

The Z_2 symmetry is softly broken by the terms of $\mu_3^2 \phi_1^\dagger \phi_2$ and its hermitian conjugate. Three coupling constants μ_3 , λ_5 and κ can be complex number generally. After redefinition of phases of scalar fields, either μ_3 or λ_5 remains as the physical CP-violating parameter. In this paper, we assume that this CP-violating phase is zero and all coupling constants are real for simplicity.

Component fields of the doublet fields are defined as follows.

$$\phi_i = \begin{pmatrix} \omega_i^+ \\ \frac{1}{\sqrt{2}}(v_i + h_i + iz_i) \end{pmatrix}, \quad \Phi = \begin{pmatrix} \Phi^{++} \\ \Phi^+ \end{pmatrix}, \tag{3}$$

where $i = 1, 2$. The fields ϕ_1 and ϕ_2 obtain the vacuum expectation values (VEVs) $v_1/\sqrt{2}$ and $v_2/\sqrt{2}$, respectively. These VEVs are described by $v \equiv \sqrt{v_1^2 + v_2^2} \simeq 246$ GeV and $\tan\beta \equiv v_2/v_1$. On the other hand, the doublet Φ cannot have a VEV without violating electromagnetic charges spontaneously.

Mass terms for the neutral scalars h_i and z_i are generated by V_{THDM} . Thus, mass eigenstates of the neutral scalars are defined in the same way with those in the THDM (See, for example, Ref. [40]). Mass eigenstates h , H , A , and z are defined as

$$\begin{pmatrix} H \\ h \end{pmatrix} = R(\alpha) \begin{pmatrix} h_1 \\ h_2 \end{pmatrix}, \quad \begin{pmatrix} z \\ A \end{pmatrix} = R(\beta) \begin{pmatrix} z_1 \\ z_2 \end{pmatrix}, \quad (4)$$

where α and β ($= \text{Tan}^{-1}(v_2/v_1)$) are mixing angles, and $R(\theta)$ is the two-by-two rotation matrix for the angle θ , which is given by

$$R(\theta) = \begin{pmatrix} \cos\theta & \sin\theta \\ -\sin\theta & \cos\theta \end{pmatrix}. \quad (5)$$

The scalar z is the Nambu-Goldstone (NG) boson, and it is absorbed into the longitudinal component of Z boson. Thus, the physical neutral scalars are h , H , and A . For simplicity, we assume that $\sin(\beta - \alpha) = 1$ so that h is the SM-like Higgs boson.

On the other hand, the mass eigenstates of singly charged scalars are different from those in the THDM, because the field Φ^\pm is mixed with ω_1^\pm and ω_2^\pm . The singly charged mass eigenstates ω^\pm , H_1^\pm , and H_2^\pm are defined as

$$\begin{pmatrix} \omega^\pm \\ H_1^\pm \\ H_2^\pm \end{pmatrix} = \begin{pmatrix} 1 & 0 & 0 \\ 0 & \cos\chi & \sin\chi \\ 0 & -\sin\chi & \cos\chi \end{pmatrix} \begin{pmatrix} \cos\beta & \sin\beta & 0 \\ -\sin\beta & \cos\beta & 0 \\ 0 & 0 & 1 \end{pmatrix} \begin{pmatrix} \omega_1^\pm \\ \omega_2^\pm \\ \Phi^\pm \end{pmatrix}. \quad (6)$$

The scalar ω^\pm is the NG boson, and it is absorbed into the longitudinal component of W^\pm boson. Thus, there are two physical singly charged scalars H_1^\pm and H_2^\pm . The doubly charged scalar $\Phi^{\pm\pm}$ is mass eigenstate without mixing.

The doublet Φ does not have the Yukawa interaction with the SM fermions because of its hypercharge.¹ Therefore, Yukawa interactions in the model is same with those in the THDM. They are divided into four types according to the Z_2 parities of each fermion (Type-I, II,

¹ If we consider higher dimensional operators, interactions between Φ and leptons are allowed [32].

X, and Y [41]). In the following, we consider the Type-I Yukawa interaction where all left-handed fermions have even parity, and all right-handed ones have odd-parity. The type-I Yukawa interaction is given by

$$\mathcal{L}_{Yukawa} = - \sum_{i,j=1}^3 \left\{ (Y_u)_{ij} \bar{Q}_{iL} \tilde{\phi}_2 u_{jR} + (Y_d)_{ij} \bar{Q}_{iL} \phi_2 d_{jR} + (Y_\ell)_{ij} \bar{L}_{iL} \phi_2 \ell_{jR} \right\} + \text{h.c.}, \quad (7)$$

where Q_{iL} (L_{iL}) is the left-handed quark (lepton) doublet, and u_{jR} , d_{jR} , and ℓ_{jR} are the right-handed up-type quark, down-type quark and charged lepton fields, respectively. The Yukawa interaction of the singly charged scalars are given by

$$-\frac{\sqrt{2}}{v} \cot \beta \sum_{i,j=1}^3 \left\{ V_{u_i d_j} \bar{u}_i (m_{u_i} P_L + m_{d_j} P_R) d_j + \delta_{ij} m_{\ell_i} \bar{\nu}_i P_L \ell_i \right\} (\cos \chi H_1^+ - \sin \chi H_2^+) + \text{h.c.}, \quad (8)$$

where $V_{u_i d_j}$ is the (u_i, d_j) element of the Cabibbo-Kobayashi-Maskawa (CKM) matrix [16, 42], δ_{ij} is the Kronecker delta, and P_L (P_R) is the chirality projection operator for left-handed (right-handed) chirality. In addition, $(u_1, u_2, u_3) = (u, c, t)$ are the up-type quarks, $(d_1, d_2, d_3) = (d, s, b)$ are the down-type quarks, $(\ell_1, \ell_2, \ell_3) = (e, \mu, \tau)$ are the charged leptons, and $(\nu_1, \nu_2, \nu_3) = (\nu_e, \nu_\mu, \nu_\tau)$ are the neutrinos. The symbols m_{u_i} , m_{d_i} , and m_{ℓ_i} are the masses for u_i , d_i , and ℓ_i , respectively. In the following discussions, we neglect non-diagonal terms of the CKM matrix.

Finally, we discuss constraints on some parameters in the model from various experiments. If the coupling constant κ in the scalar potential is zero, the model have a new discrete Z_2 symmetry where the doublet Φ is odd and all other fields are even. This Z_2 symmetry stabilizes $\Phi^{\pm\pm}$ or Φ^\pm , and their masses and interactions are strongly constrained. Thus, $\kappa \neq 0$ is preferred, and it means that $\sin \chi \neq 0$. In this paper, we assume that $\chi = \pi/4$ just for simplicity. Since the charged scalars H_1^\pm and H_2^\pm have Type-I Yukawa interaction, it is expected that the constraints on H_1^\pm and H_2^\pm are almost same with those on the charged Higgs boson in the Type-I THDM and the difference is caused by the factor $\sin \chi$ or $\cos \chi$ in Eq. (8). In the case where $\sin \chi = \cos \chi = 1/\sqrt{2}$, the constraints are as follows. For $\tan \beta \lesssim 1.4$, the lower bound on the masses of H_1^\pm and H_2^\pm are given by flavor experiments. This lower bound depends on the value of $\tan \beta$, and it is about 400 GeV for $\tan \beta = 1$ [43–45]. In the region that $1.4 \lesssim \tan \beta \lesssim 5.7$, the lower bound on the mass is given by the search for the decay of the top quark into the bottom quark and the singly charged scalar at the LHC Run-I. This lower bound is about 170 GeV [45, 46]. For $\tan \beta \gtrsim 5.7$, the direct search

at LEP gives the lower bound on the mass. It is about 80 GeV [47]. From Eq. (8), it is obvious that if we think the case where $|\sin \chi| > |\cos \chi|$, ($|\sin \chi| < |\cos \chi|$) the constraints on H_1^\pm (H_2^\pm) are relaxed, and those on H_2 (H_1^\pm) become more stringent.

III. PRODUCTION AND DECAYS OF CHARGED SCALAR STATES

In this section, we investigate the decay of the new charged scalars and the production of the doubly charged scalar at hadron colliders. In the following discussion, we assume that $\Phi^{\pm\pm}$, H , and A are heavier than H_1^\pm and H_2^\pm . Then, $H_{1,2}^\pm$ cannot decay into $\Phi^{\pm\pm}$, H , and A . In addition, the masses of H_1^\pm , H_2^\pm , and $\Phi^{\pm\pm}$ are denoted by m_{H_1} , m_{H_2} , and m_Φ , respectively.

A. Decays of charged scalar sates

First, we discuss the decays of the singly charged scalars H_1^\pm and H_2^\pm . They decay into the SM fermions via Yukawa interaction in Eq. (8). Since they are lighter than $\Phi^{\pm\pm}$, H , and A , their decays into $\Phi^{\pm\pm}W^{\mp(*)}$, $HW^{\pm(*)}$, and $AW^{\pm(*)}$ are prohibited. On the other hand, the decay of the heavier singly charged scalars into the lighter one and $Z^{(*)}$ is allowed, and it is generated via the gauge interaction. In the following, we assume that H_2^\pm is heavier than H_1^\pm ($m_{H_2} > m_{H_1}$).

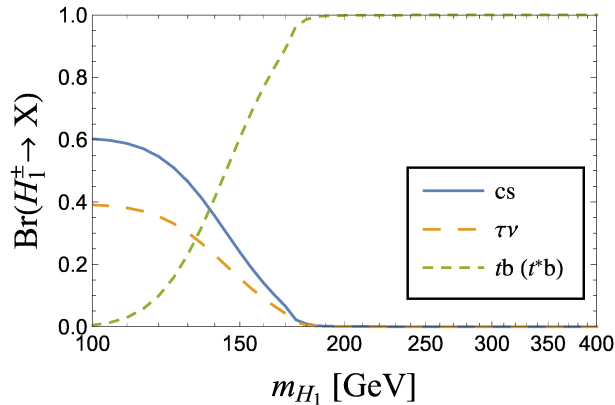


FIG. 1. The branching ratio of H_1^\pm .

In Fig. 1, the branching ratio for each decay channel of H_1^\pm is shown. Since we assume

that H_1^\pm is lighter than H_2^\pm , it decays via the Yukawa interaction [41]². In the region where $m_{H_1} \lesssim 140$ GeV, the decay into cs and that into $\tau\nu$ are dominant. When we consider a little heavier H_1^\pm , which are in the mass region between 140 GeV and $m_t + m_b \simeq 180$ GeV, the branching ratio for $H_{1,2}^\pm \rightarrow t^*b \rightarrow W^\pm b\bar{b}$ is dominant [48].³ In the mass region $m_t + m_b < m_{H_1}$, the branching ratio for $H_1^\pm \rightarrow tb$ is almost 100 %. The decays into cs , $\tau\nu$, and $t^{(*)}b$ are all induced by the Yukawa interaction. Since we consider the Type-I Yukawa interaction, the dependence on $\tan\beta$ of each decay channel is same. Thus, the branching ratio in Fig. 1 hardly depends on the value of $\tan\beta$. Analytic formulae of decay rates for each decay channel are shown in Appendix A 1.

The singly charged scalar H_2^\pm also decays into the SM fermions via the Yukawa interaction. In addition, $H_2^\pm \rightarrow H_1^\pm Z^{(*)}$ is allowed. In Fig. 2, the branching ratios of H_2^\pm in two cases are shown. The left figure of Fig. 2 is for $\tan\beta = 10$ and $\Delta m (\equiv m_{H_2} - m_{H_1}) = 20$ GeV. In the small mass region, the decay $H_2^\pm \rightarrow H_1^\pm Z^*$ is dominant. In the region where $m_{H_2} \gtrsim 140$ GeV, the decay $H_2^\pm \rightarrow t^{(*)}b$ becomes dominant, and the branching ratio for $H_2^\pm \rightarrow tb$ is almost 100 % for $m_{H_2} \gtrsim 180$ GeV. If we consider smaller $\tan\beta$, the decays via Yukawa interaction are enhanced because the Yukawa interaction is proportional to $\cot\beta$. (See Eq. (8).) Thus, the branching ratio for $H_2^\pm \rightarrow H_1^\pm Z^*$ decreases.

The right figure of Fig. 2 is for the case where $\tan\beta = 3$ and $\Delta m = 50$ GeV. In the small mass region, the branching ratio for $H_2^\pm \rightarrow H_1^\pm Z^*$ is about 80 %, and those for other decay channels are negligible small. However, in the mass region where $m_{H_2} \gtrsim 180$ GeV, $H_2^\pm \rightarrow H_1^\pm Z^*$ become negligible small, and the branching ratio for $H_2^\pm \rightarrow tb$ is almost 100 %. If we consider larger $\tan\beta$, the decays via the Yukawa interaction is suppressed, and the branching ratio for $H_2^\pm \rightarrow H_1^\pm Z^*$ increases. Thus, the crossing point of the branching ratio for $H_2^\pm \rightarrow tb(t^*b)$ and that for $H_2^\pm \rightarrow H_1^\pm Z^*$ move to the point at heavier m_{H_2} . Analytic formulae of decay rates for each decay channel are shown in Appendix A 1.

Next, we discuss the decay of the doubly charged scalar $\Phi^{\pm\pm}$. The doubly charged scalar $\Phi^{\pm\pm}$ does not couple to fermions via Yukawa interaction⁴. Therefore, it decays via the weak

² In this paper, we neglect the effects of one-loop induced decays $H_i^\pm \rightarrow W^\pm\gamma$ and $H_i^\pm \rightarrow W^\pm Z$ [49].

³ In Ref [48], Type-II Yukawa interaction is investigated, and the condition $\tan\beta \lesssim 1$ is needed to make the decay $H_{1,2}^\pm \rightarrow t^*b$ dominant. In our case (Type-I), this condition is not necessary because all fermions couple to ϕ_2 universally.

⁴ This is different from doubly charged Higgs boson in the triplet model in which dilepton decays of doubly charged Higgs bosons are important signature to test the model [36].

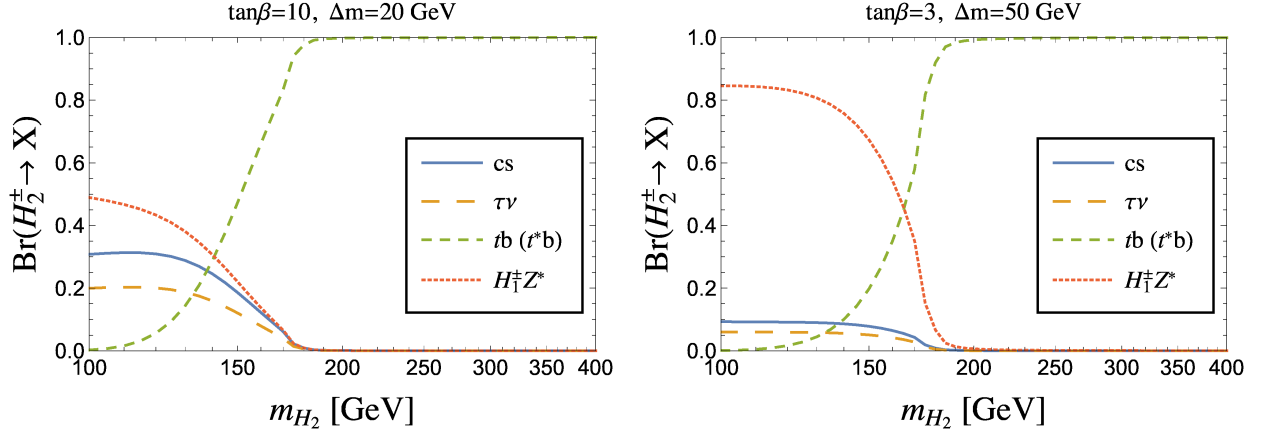


FIG. 2. The branching ratio of H_2^\pm . In the left figure, we assume that $\Delta m (\equiv m_{H_2} - m_{H_1}) = 20$ GeV and $\tan\beta = 10$. In the right figure, we assume that $\Delta m = 50$ GeV and $\tan\beta = 3$

gauge interaction⁵. We consider the following three cases.

First, the case where $\Delta m_1 (\equiv m_\Phi - m_{H_1}) < 80$ GeV and $\Delta m_2 (\equiv m_\Phi - m_{H_2}) < 80$ GeV is considered. In this case, $\Phi^{\pm\pm}$ cannot decay into the on-shell $H_{1,2}^\pm$, and three-body decays are dominant. In the upper left figure of Fig. 3, the branching ratio of $\Phi^{\pm\pm}$ in this case is shown. We assume that $\tan\beta = 3$, $\Delta m_1 < 20$ GeV, $\Delta m_2 < 10$ GeV. In the small mass region, $\Phi^{\pm\pm} \rightarrow H_1^\pm ff$ is dominant. With increasing of m_Φ , the masses of $H_{1,2}^\pm$ also increase because the mass differences between them are fixed. Thus, the branching ratio for $\Phi^{\pm\pm} \rightarrow W^\pm ff$ is dominant in the large mass region. At the point $m_\Phi \simeq 260$ GeV, the branching ratio for $\Phi^{\pm\pm} \rightarrow W^\pm ff$ changes rapidly. It is because that at this point, the decay channel $\Phi^{\pm\pm} \rightarrow W^\pm tb$ is open. If we consider the large $\tan\beta$, the decay rates of $\Phi^{\pm\pm} \rightarrow W^\mp ff$ becomes small because this process includes $H_{1,2}^{\pm*} \rightarrow ff$ via Yukawa interaction which is proportional to $\cot\beta$. However, the decays $\Phi^{\pm\pm} \rightarrow H_{1,2}^\pm ff$ are generated via only the gauge interaction. Thus, for $\tan\beta \gtrsim 3$, the branching ratio for $\Phi^{\pm\pm} \rightarrow W^\pm ff$ becomes small.

Second, the case where $\Delta m_1 > 80$ GeV and $\Delta m_2 < 80$ GeV is considered. In this case, $\Phi^{\pm\pm} \rightarrow H_1^\pm W^\pm$ is allowed while $\Phi^{\pm\pm} \rightarrow H_2^\pm W^\pm$ is prohibited. In the upper right figure of Fig. 3, the branching ratio of $\Phi^{\pm\pm}$ in this case is shown. We assume that $\tan\beta = 3$, $\Delta m_1 < 100$ GeV, $\Delta m_2 < 50$ GeV. In all mass region displayed in the figure, the branching ratio for $\Phi^{\pm\pm} \rightarrow H_1^\pm W^\pm$ are almost 100 %, and those for other channels are at most about 0.1 %. At the point $m_\Phi \simeq 260$ GeV, the branching ratio for $\Phi^{\pm\pm} \rightarrow W^\pm ff$ changes rapidly.

⁵ In triplet Higgs models, if the VEV of the triplet field is small enough the main decay mode of the doubly charged Higgs boson is the diboson decay [31]. On the other hand, in our model, such a decay mode does not exist at tree level.

It is because that at this point, the decay channel $\Phi^{\pm\pm} \rightarrow W^{\pm}tb$ is open.

Third, the case where $\Delta m_1 > 80$ GeV and $\Delta m_2 > 80$ GeV is considered. and both of $\Phi^{\pm\pm} \rightarrow H_{1,2}^{\pm}W^{\pm}$ are allowed. In the lower figure of Fig. 3, the branching ratio in this case is shown. We assume that $\tan\beta = 3$, $\Delta m_1 = 100$ GeV, $\Delta m_2 = 90$ GeV. In all mass region displayed in the figure, the branching ratio does not change because the mass differences between $\Phi^{\pm\pm}$ and $H_{1,2}^{\pm}$ are fixed. The branching ratio for $\Phi^{\pm\pm} \rightarrow H_1^{\pm}W^{\pm}$ is about 75 %, and that for $\Phi^{\pm\pm} \rightarrow H_2^{\pm}W^{\pm}$ is about 25 %. These decays are generated via only the gauge interaction. Thus, the branching ratios of them do not depend on $\tan\beta$, and they are determined by only the mass differences between $\Phi^{\pm\pm}$ and $m_{H_{1,2}}$.

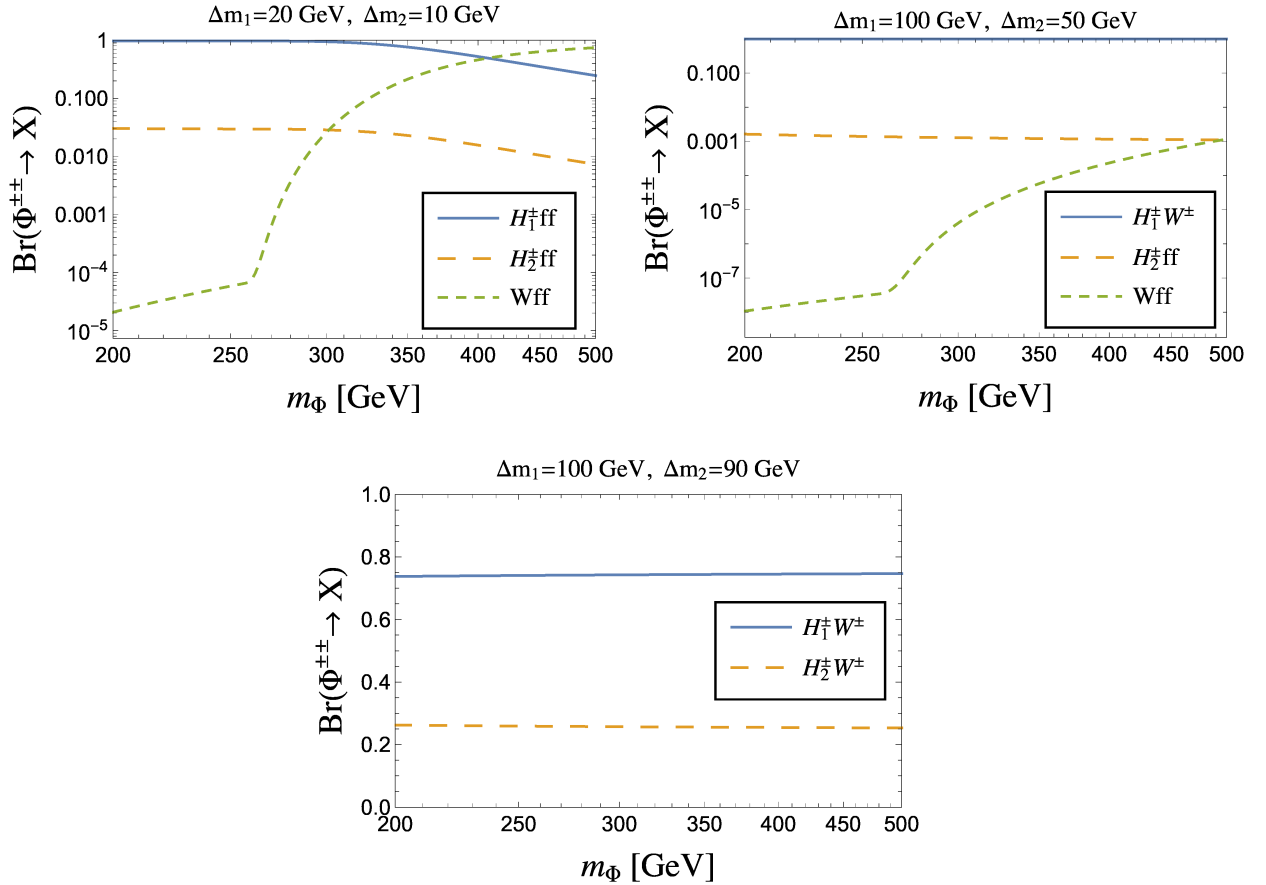


FIG. 3. The branching ratios of the decay of $\Phi^{\pm\pm}$. The upper lift (right) afigure is those in the case that $\Delta m_1(\equiv m_\Phi - m_{H_1}) = 20$ GeV (100 GeV) and $\Delta m_2(\equiv m_\Phi - m_{H_2}) = 10$ GeV (50 GeV). The bottom one corresponds to the case that $\Delta m_1 = 100$ GeV and $\Delta m_2 = 90$ GeV.

B. Production of $\Phi^{\pm\pm}$ at hadron colliders

We here discuss the production of the doubly charged scalar $\Phi^{\pm\pm}$. In our model, production processes of charged scalar states are $pp \rightarrow W^{+\ast} \rightarrow H_i^+ A(H)$, $pp \rightarrow Z^*(\gamma) \rightarrow H_i^+ H_i^-$, $pp \rightarrow W^{+\ast} \rightarrow \Phi^{++} H_i^-$, and $pp \rightarrow Z^*(\gamma) \rightarrow \Phi^{++} \Phi^{--}$. In the THDM, the first and second processes (the singly charged scalar production) can also occur [50, 51]. However, doubly charged scalar bosons are not included in the THDM⁶. In the model with the isospin triplet scalar with $Y = 1$ [3, 4, 8, 26, 27], all of these production processes can appear. However, the main decay mode of doubly charged scalar is different from our model. In the triplet model, the doubly charged scalar from the triplet mainly decays into dilepton [36] or diboson [31]. In our model, on the other hand, $\Phi^{\pm\pm}$ mainly decays into the singly charged scalar and W boson.

In this paper, we investigate the associated production $pp \rightarrow W^{+\ast} \rightarrow \Phi^{++} H_i^-$ ($i = 1, 2$). In this process, informations on masses of all the charged states $\Phi^{\pm\pm}$ and H_i^\pm appear in the Jacobian peaks of transverse masses of several combinations of final states [20]. Pair productions are also important in searching for $\Phi^{\pm\pm}$ and H_i^\pm , however we focus on the associated production in this paper. The parton-level cross section of the process $q\bar{q}' \rightarrow W^{+\ast} \rightarrow \Phi^{++} H_i^-$ ($i = 1, 2$) is given by

$$\sigma_i = \frac{G_F^2 m_W^4 |V_{qq'}|^2 \chi_i^2}{12\pi s^2 (s - m_W^2)^2} \left[m_{H_i^\pm}^4 + (s - m_{\Phi^{\pm\pm}}^2)^2 - 2m_{H_i^\pm}^2 (s + m_{\Phi^{\pm\pm}}^2) \right]^{3/2}, \quad (9)$$

where s is the square of the center-of-mass energy, G_F is the Fermi coupling constant, and $V_{qq'}$ is the (q, q') element of CKM matrix. In addition, χ_i in Eq. (9) is defined as

$$\chi_1 = \sin \chi, \quad \chi_2 = \cos \chi. \quad (10)$$

In Fig. 4, we show the cross section for $pp \rightarrow W^{+\ast} \rightarrow \Phi^{++} H_1^-$ in the case that $\sqrt{s} = 14$ TeV and $\chi = \pi/4$. The cross section is calculated by using MADGRAPH5_AMC@NLO [58] and FeynRules [59]. The black, red, blue lines are those in the case that $\Delta m_1 = 0, 50,$ and 100 GeV, respectively. The results in Fig. 4 do not depend on the value of $\tan \beta$. At the HL-LHC ($\sqrt{s} = 14$ TeV and $\mathcal{L} = 3000$ fb⁻¹), about the 6×10^4 doubly charged scalars are

⁶ In the THDM, and also in our model with the $Y = 3/2$ doublet, there are also single production processes of singly charged Higgs bosons such as $gb \rightarrow tH^\pm$ [52], $qb \rightarrow q'bH^\pm$ [53], $b\bar{b} \rightarrow W^\pm H^\mp$ [54, 55], $gg \rightarrow W^\pm H^\mp$ [55, 56], etc. (See also Ref. [57].) In this paper, we do not consider these processes and concentrate only on the processes $pp \rightarrow W^{+\ast} \rightarrow \Phi^{++} H_i^-$.

expected to be generated in the case that $m_\Phi = 200$ GeV and $\Delta m_1 = 50$ GeV. If $\Phi^{\pm\pm}$ is heavier, the cross section decreases, and about the 300 doubly charged scalars are expected to be generated at the HL-LHC in the case that $m_\Phi = 800$ GeV. The cross section increases with increasing of the mass difference Δm_1 . Since we assume that $\chi = \pi/4$, the cross section of the process $pp \rightarrow W^{+*} \rightarrow \Phi^{++} H_2^-$ is same with that in Fig. 4 if $m_{H_2} = m_{H_1}$. If we consider the case that $|\sin \chi| > |\cos \chi|$ ($|\cos \chi| > |\sin \chi|$), the cross section of $pp \rightarrow W^{+*} \rightarrow \Phi^{++} H_1^-$ become larger (smaller) than that of $pp \rightarrow W^{+*} \rightarrow \Phi^{++} H_2^-$ even if $m_{H_2} = m_{H_1}$.

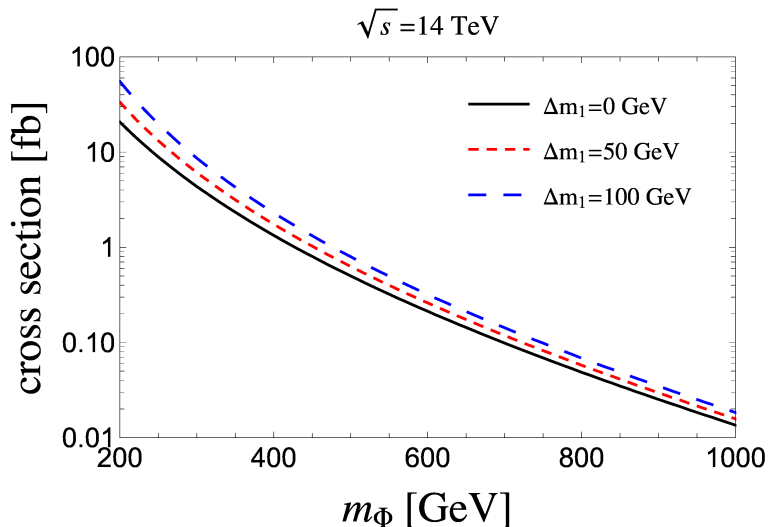


FIG. 4. The cross section for $pp \rightarrow W^{+*} \rightarrow \Phi^{++} H_1^-$, where $\sqrt{s} = 14$ TeV and $\chi = \pi/4$. The black, red, blue lines are those in the case that $\Delta m_1 (\equiv m_\Phi - m_{H_1}) = 0, 50, \text{ and } 100$ GeV, respectively.

IV. SIGNAL AND BACKGROUNDS AT HL-LHC

In this section, we investigate the detectability of the process $pp \rightarrow W^{+*} \rightarrow \Phi^{++} H_i^-$ ($i = 1, 2$) in two benchmark scenarios. In the first scenario (Scenario-I), the masses of H_1^\pm and H_2^\pm are set to be 100 GeV and 120 GeV, so that they cannot decay into tb . In this case, their masses are so small that the branching ratio for three body decay $H_{1,2}^\pm \rightarrow W^\pm b\bar{b}$ is less than 5 % approximately. Thus, their main decay modes are $H_{1,2}^\pm \rightarrow cs$ and $H_{1,2}^\pm \rightarrow \tau\nu$. In the second scenario (Scenario-II), masses of H_1^\pm and H_2^\pm are set to be 200 GeV and 250 GeV, and they predominantly decay into tb with the branching ratio to be almost 100 %.

In our analysis below, we assume the collider performance at HL-LHC as follows [38].

$$\sqrt{s} = 14 \text{ TeV}, \quad \mathcal{L} = 3000 \text{ fb}^{-1}, \quad (11)$$

where \sqrt{s} is the center-of-mass energy and \mathcal{L} is the integrated luminosity. Furthermore, we use the following kinematical cuts (basic cuts) for the signal event [58];

$$\begin{aligned} p_T^j > 20 \text{ GeV}, \quad p_T^\ell > 10 \text{ GeV}, \quad |\eta_j| < 5, \quad |\eta_\ell| < 2.5, \\ \Delta R_{jj} > 0.4, \quad \Delta R_{\ell j} > 0.4, \quad \Delta R_{\ell\ell} > 0.4, \end{aligned} \quad (12)$$

where p_T^j (p_T^ℓ) and η_j (η_ℓ) are the transverse momentum and the pseudo rapidity of jets (charged leptons), respectively, and ΔR_{jj} , $\Delta R_{\ell j}$, and $\Delta R_{\ell\ell}$ in Eq. (12) are the angular distances between two jets, charged leptons and jets, and two charged leptons, respectively.

A. Scenario-I

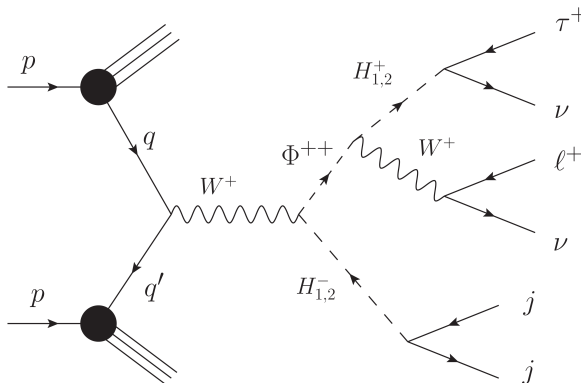


FIG. 5. The Feynman diagram for the signal process in Scenario-I, where q and q' are partons.

In this scenario, the singly charged scalars decay into cs or $\tau\nu$ dominantly. (See Figs. 1 and 2.) We investigate the process $pp \rightarrow W^{+*} \rightarrow \Phi^{++} H_{1,2}^- \rightarrow \tau^+ \ell^+ \nu \nu j j$ ($\ell = e, \mu$). The Feynman diagram for the process is shown in Fig. 5. In this process, the doubly charged scalar Φ^{++} and one of the singly charged scalars $H_{1,2}^-$ are generated via s-channel W^{+*} . The produced singly charged scalar decays into a pair of jets, and Φ^{++} decays into $\tau^+ \ell^+ \nu \nu$ through the on-shell pair of the singly charged scalar and W^+ . Thus, in the distribution of the transverse mass of $\tau^+ \ell^+ \cancel{E}_T$, where E_T is the missing transverse energy, we can see the

Jacobian peak whose endpoint corresponds to m_Φ [20]⁷. In the present process, furthermore, in the distribution of the transverse mass of two jets, we can basically see twin Jacobian peaks at m_{H_1} and m_{H_2} [20]. Therefore, by using the distributions of $M_T(\tau^+\ell^+\cancel{E}_T)$ and $M_T(jj)$, we can obtain the information on masses of all the charged scalars H_1^\pm , H_2^\pm , and $\Phi^{\pm\pm}$. This is the characteristic feature of the process in this model. When we consider the decay of the tau lepton, the transverse mass of the decay products of the tau lepton and $\ell^+\nu\nu$ can be used instead of $M_T(\tau^+\ell^+\nu\nu)$.

In the following, we discuss the kinematics of the process at HL-LHC with the numerical evaluation. For input parameters, we take the following benchmark values for Scenario-I;

$$m_\Phi = 200 \text{ GeV}, \quad m_{H_1} = 100 \text{ GeV}, \quad m_{H_2} = 120 \text{ GeV}, \quad \tan\beta = 10, \quad \chi = \frac{\pi}{4}. \quad (15)$$

From the LEP data [47], the singly charged scalars are heavier than the lower bound of the mass (80 GeV). In addition, we take the large $\tan\beta(=10)$, so that they satisfy the constraints from flavor experiments [43, 44] and LHC Run-I [45, 46].

The final state include the tau lepton, and we consider the case that the tau lepton decays into $\pi^+\bar{\nu}$. In this case, π^+ flies in the almost same direction of τ^+ in the Center-of-Mass (CM) frame because of the conservation of the angular momentum [51]. The branching ratio for $\tau^+ \rightarrow \pi^+\bar{\nu}$ is about 11 % [60], and we assume that the efficiency of tagging the hadronic decay of tau lepton is 60 % [61]. Under the above setup, we carry out the numerical evaluation of the signal events by using MADGRAPH5_AMC@NLO [58], FeynRules [59], and TauDecay [62]. As a result, about 600 signal events are expected to be produced at HL-LHC. The distributions of the signal events for $M_T(\pi^+\ell^+\cancel{E}_T)$ and $M_T(jj)$ are shown in red line in the left figure of Fig. 6 and in the right one, respectively.

Next, we discuss the background events and their reduction. The main background process is $pp \rightarrow W^+W^+jj \rightarrow \tau^+\ell^+\nu\bar{\nu}jj$. The leading order of this background process is $\mathcal{O}(\alpha^6)$ and $\mathcal{O}(\alpha^4\alpha_s^2)$. For $\mathcal{O}(\alpha^6)$, the vector boson fusion (VBF) and tri-boson production $pp \rightarrow W^+W^+W^- \rightarrow W^+W^+jj$ are important. On the other hand, for $\mathcal{O}(\alpha^4\alpha_s^2)$, the main process is t-channel gluon mediated $pp \rightarrow q^*q'^* \rightarrow W^+W^+jj$, where q and q' are quarks in internal lines. The number of the total background events under the basic cuts in Eq. (12)

⁷ In general, the transverse mass M_T of n particles is defined as follows.

$$M_T^2 = (E_{T1} + E_{T2} + \cdots + E_{Tn})^2 + |\mathbf{p}_{T1} + \mathbf{p}_{T2} + \cdots + \mathbf{p}_{Tn}|^2, \quad (13)$$

$$E_{Ti}^2 = |\mathbf{p}_{Ti}|^2 + m_i^2 \quad (i = 1, 2, \cdots, n), \quad (14)$$

where \mathbf{p}_{Ti} and m_i are the transverse momentum and the mass of i -th particle, respectively.

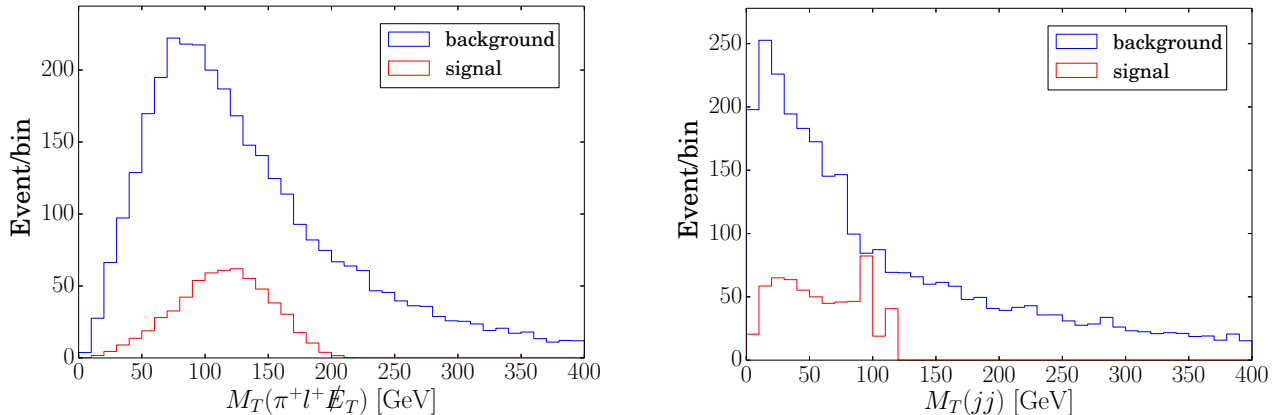


FIG. 6. The distribution of the signal and background events for $M_T(\pi^+\ell^+\cancel{E}_T)$ (the left figure) and $M_T(jj)$ (the right one) We use the basic cut in Eq. (12). The width of the bin in the figures is 10 GeV. We use the benchmark values in Eq. (15).

is shown in Table II. Transverse mass distributions of background events for $M_T(\pi^+\ell^+\cancel{E}_T)$ and $M_T(jj)$ are shown in the blue line in the left figure of Fig. 6 and in the right one, respectively. The number of the background events is larger than that of the signal. Clearly, background reduction has to be performed by additional kinematical cuts.

First, we impose the pseudo-rapidity cut for a pair of two jets ($\Delta\eta_{jj}$). The $\Delta\eta_{jj}$ distributions of the signal and background processes are shown in the upper left figure in Fig. 7. For the signal events, the distribution has a maximal value at $\Delta\eta_{jj} = 0$ as they are generated via the decay of H_1^- or H_2^- . On the other hand, for the VBF background, two jets fly in the almost opposite directions, and each jet flies almost along the beam axis. Large $|\Delta\eta_{jj}|$ is then expected to appear [63], so that we can use $|\Delta\eta_{jj}| < 2.5$ to reduce the VBF background. We note that this kinematical cut is not so effective to reduce other $\mathcal{O}(\alpha^6)$ and $\mathcal{O}(\alpha^4\alpha_s^2)$ processes because in these background, the distribution are maximal at $\Delta\eta_{jj} = 0$.

Second, we impose the angular distance cut for a pair of two jets (ΔR_{jj}). The ΔR_{jj} distributions of the signal and background processes are shown in the upper right figure in Fig. 7. For the signal events, the distribution has a maximal value at $\Delta R_{jj} \simeq 1.0$. On the other hand, for the $\mathcal{O}(\alpha^4\alpha_s^2)$ background events, ΔR_{jj} has a peak at $\Delta R_{jj} \sim \pi$. In addition, in the $\mathcal{O}(\alpha^6)$ ones, ΔR_{jj} has large values between 3 and 6. Therefore, for $\Delta R_{jj} < 2$, the background events are largely reduced while the almost all signal events remains.

Third, we impose invariant mass cut for a pair of two jets (M_{jj}). The M_{jj} distributions of the signal and background processes are shown in the bottom figure in Fig. 7. For the signal

events, as they are generated via the decay of the singly charged scalars, the distribution has twin peaks at the masses of H_1^\pm and H_2^\pm (100 GeV and 120 GeV). On the other hand, for the background events, the jets are generated via on-shell W or t-channel diagrams. Then, the distribution of the background has a peak at the W boson mass (~ 80 GeV). Thus, the kinematical cut $90 \text{ GeV} < M_{jj} < 180 \text{ GeV}$ is so effective to reduce the background events. We note that this reduction can only be possible when we already know some information on the masses of the singly charged scalars.

We summarize three kinematical cuts for the background reduction.

$$(i) \quad |\Delta\eta_{jj}| < 2.5, \quad (16)$$

$$(ii) \quad \Delta R_{jj} < 2, \quad (17)$$

$$(iii) \quad 90 \text{ GeV} < M_{jj} < 180 \text{ GeV}, \quad (18)$$

	signal S	background B	$S/\sqrt{S+B}$
Basic cuts (Eq. (12))	592	3488	9.3
Basic cuts (Eq. (12)) and $\Delta R_{jj} < 2, \Delta\eta_{jj} < 2.5$	487	412	16
All cuts (Eq. (12) and Eq. (16))	487	75	20

TABLE II. Numbers of signal event and background events at HL-LHC in Scenario I. In the first column, the number of events under only the basic cuts are shown. The number of events under the all cuts are shown in the second column. We use the benchmark values in Eq. (15).

Let us discuss how the backgrounds can be reduced by using the first two kinematical cuts (i) and (ii), in addition to the basic cuts given in Eq. (12). This corresponds to the case that we do not use the information on the masses of the singly charged scalars. The results are shown in the third column of Table II. In this case, about 88 % of the background events are reduced, while about 82 % of the signal events remain. We obtain the significance as $S/\sqrt{S+B} = 16$. The distributions for $M_T(\pi^+\ell^+\cancel{E}_T)$ and $M_T(jj)$ are shown in Fig. 8. In the left figure of Fig. 8, we can see the Jacobian peak of $M_T(\pi^+\ell^+\cancel{E}_T)$. Consequently, the

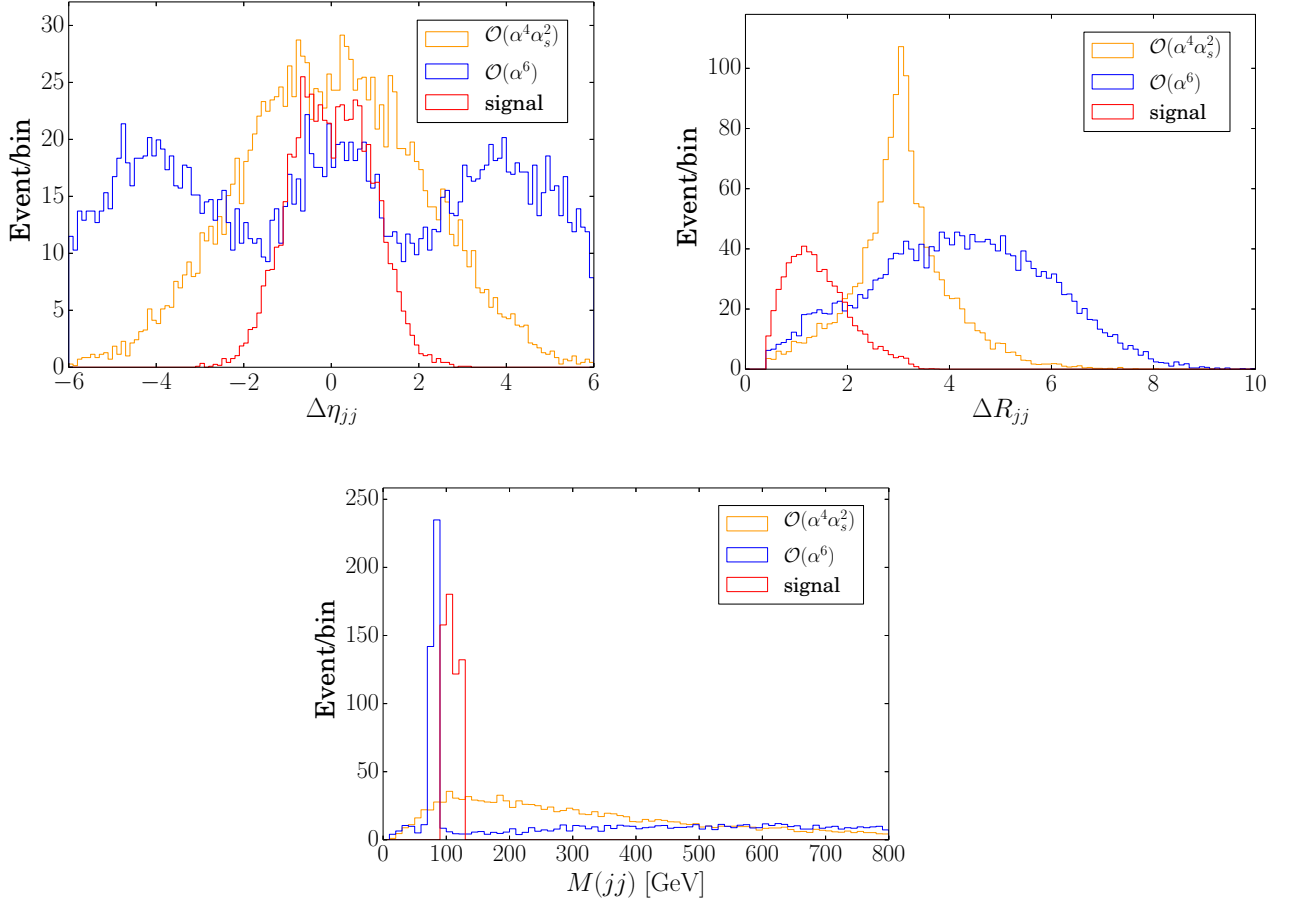


FIG. 7. The distributions of signal and background events for $\Delta\eta_{jj}$ (the upper left figure), ΔR_{jj} (the upper right one), and M_{jj} (the bottom one). The red lines are those for the signal events. The blue (yellow) lines are those for the background events of $\mathcal{O}(\alpha^6)$ ($\mathcal{O}(\alpha^4\alpha_s^2)$). In the figures for $\Delta\eta_{jj}$ and ΔR_{jj} , we take the width of bins as 0.1. In the figure for M_{jj} , the width of bins is 10 GeV. We use the benchmark values in Eq. (15).

signal process can be detected at HL-LHC in Scenario-I of Eq. (15). However, the endpoint of the signal is unclear due to the background events, so that it would be difficult to precisely decide the mass of Φ^{++} . On the other hand, we can see the twin Jacobian peaks of $M_T(jj)$ in the right figure of Fig. 8. Therefore, we can also obtain information on masses of both the singly charged scalars. In this way, all the charged scalar states $\Phi^{\pm\pm}$, H_1^\pm , and H_2^\pm can be detected and their masses may be obtained to some extent.

Furthermore, if we impose all the kinematical cuts (i), (ii), and (iii) with the basic cuts, the backgrounds can be further reduced. The results are shown in the fourth column of

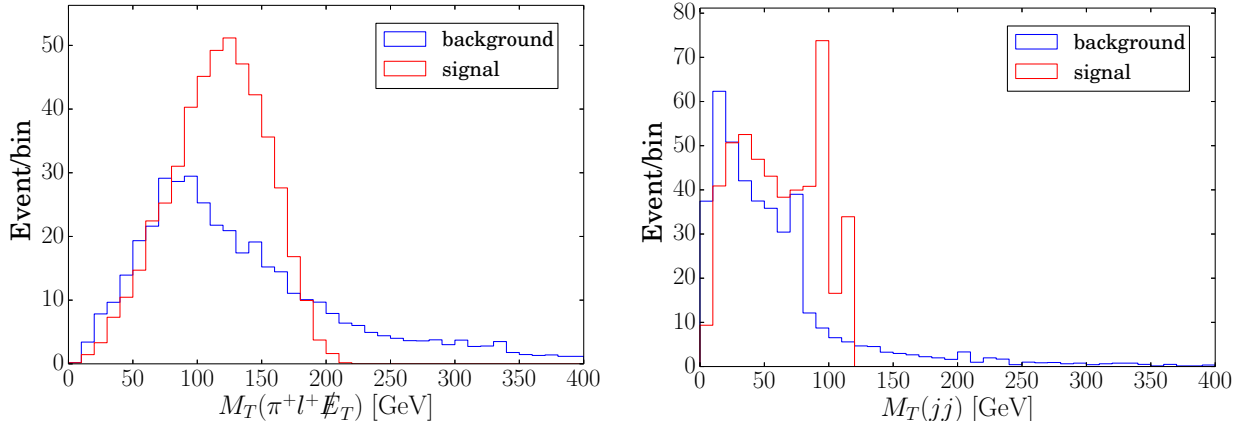


FIG. 8. The distribution of the signal and background events for $M_T(\pi^+\ell^+\cancel{E}_T)$ (the left figure) and $M_T(jj)$ (the right one) We use the basic cuts in Eq. (12), $|\Delta\eta_{jj}| < 2.5$, and $\Delta R_{jj} < 2$. The width of bins in the figures is 10 GeV. We use the benchmark values in Eq. (15).

Table II. The number of signal events are same with that in the previous case. On the other hand, the background reduction is improved, and 98 % of the background events are reduced. The significance is also improved as $S/\sqrt{S+B} = 20$. Distributions for $M_T(\pi^+\ell^+\cancel{E}_T)$ and $M_T(jj)$ are shown in Fig 9. In the left figure of Fig 9, we can see that there are only few background events around the end point of Jacobian peak $M_T(\pi^+\ell^+\cancel{E}_T)$. Thus, it would be expected we obtain the more clear information on m_ϕ than that from the case where only (i) and (ii) are imposed as additional kinematical cuts. We can also clearly see the twin Jacobian peaks in the right figure of Fig 9, and a large improvement can be achieved for the determination of the masses of both the singly charged scalar states.

Before closing Subsection A, we give a comment about the detector resolution. In the process, the transverse momenta of jets (p_T^j) are mainly distributed between 0 and 200 GeV, and the typical value of them is about 100 GeV. According to Ref. [64], at the current ATLAS detector, the energy resolution for $p_T^j \simeq 100$ GeV is about 10 %. In Figs. 6-9, we take the width of bins as 10 GeV. Therefore, it would be possible that the twin Jacobian peaks in the distribution for $M_T(jj)$ overlap each other and they looks like one Jacobian peak with the unclear endpoint at the ATLAS detector if the mass differences is not large enough. Then, it would be difficult to obtain the information on both m_{H_1} and m_{H_2} from the transverse momentum distribution. Even in this case, it would be able to obtain the hint for the masses by investigating the process. In our analysis, we did not consider the background

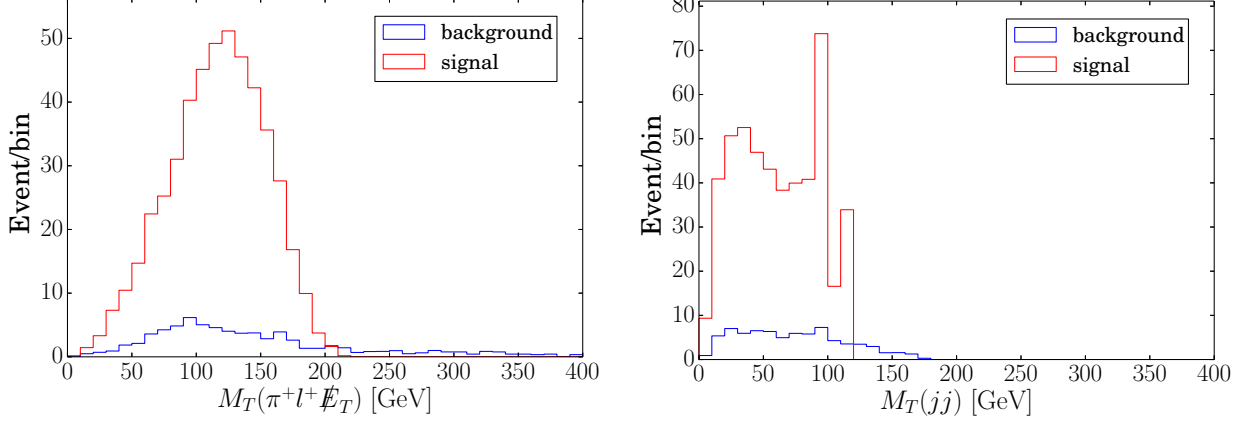


FIG. 9. The distribution of the signal and background events for $M_T(\pi^+\ell^+\cancel{E}_T)$ (the left figure) and $M_T(jj)$ (the right figure) We use the basic cut in Eq. (12) and all the kinematical cuts in Eq. (16). The width of the bin in the figures is 10 GeV.

where the Z boson decays into dijet such as $qq \rightarrow Z^* \rightarrow Zh \rightarrow jj\tau\bar{\tau} \rightarrow jj\pi^+\bar{\nu}_\tau\ell^-\nu_\tau\bar{\nu}_\ell$, which can be expected to be reduced by veto the events of M_{jj} at the Z boson mass and the cut of the transverse mass $M_T(\pi^+\ell^+\cancel{E}_T)$ below 125 GeV. It does not affect the Jacobian peak and the endpoint at the mass of doubly charged scalar boson $\Phi^{\pm\pm}$.

B. Scenario-II

In this scenario, the singly charged scalars predominantly decay into tb with the branching ratio almost 100 %. We investigate the signal $pp \rightarrow W^{+*} \rightarrow \Phi^{++}H_{1,2}^- \rightarrow t\bar{t}b\bar{b}\ell^+\nu \rightarrow b\bar{b}b\bar{b}\ell^+\ell'^+\nu\nu jj$ ($\ell, \ell' = e, \mu$). The Feynman diagram for the process is shown in Fig. 10. The decay products of Φ^{++} and $H_{1,2}^\pm$ are $b\bar{b}\ell^+\ell'^+\nu\nu$ and $b\bar{b}jj$, respectively. Therefore, in the same way as Scenario-I, we can obtain information on masses of all the charged scalars by investigating the transverse distributions of signal and background events for $M_T(b\bar{b}\ell^+\ell'^+\nu\nu)$ and $M_T(b\bar{b}jj)$. However, in the Scenario-II, decay products of both Φ^{++} and $H_{1,2}^-$ include a $b\bar{b}$ pair, and it is necessary to distinguish the origin of the two $b\bar{b}$ pairs. We suggest the following two methods of the distinction.

In the first method, we use the directions of b and \bar{b} . In the process, Φ^{++} and $H_{1,2}^-$ are generated with momenta in the opposite directions, and decay products fly along the directions of each source particle. The both of two W bosons generated via the decay of Φ^{++} decay into charged leptons and neutrinos, while the W boson via the decay of $H_{1,2}^-$ decays

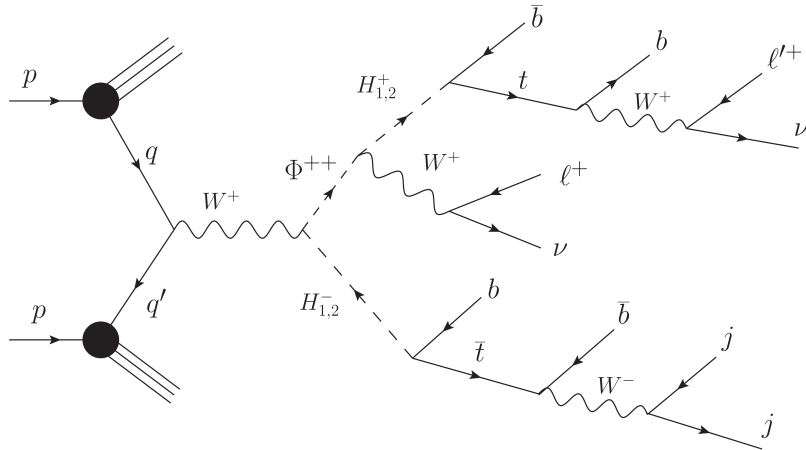


FIG. 10. The Feynman diagram for the signal process in Scenario-II, where q and q' are partons.

into a pair of jets. By using this topology of the process, we can distinguish the origin of two $b\bar{b}$ pairs. The $b\bar{b}$ pair which flies along the charged leptons ℓ^+ and ℓ'^+ (and flies along the almost opposite direction of a pair of jets) comes from the decay of Φ^{++} . The other $b\bar{b}$ pair is the decay product of $H_{1,2}^-$.

In the second method, we use the transverse momenta of b and \bar{b} . As shown in the Feynman diagram in Fig. 10, in the decay chain of Φ^{++} , b is generated via the decay of the top quark while \bar{b} is generated via the decay of the singly charged scalars from the decay of Φ^{++} . On the other hand, in the decay chain of $H_{1,2}^-$, b is generated via the decay of the singly charged scalars while \bar{b} is generated via the decay of the anti-top quark. Therefore, when the singly charged scalars are heavy enough to satisfy the inequality,

$$m_{H_{1,2}} - m_t - m_b > m_t - m_W - m_b, \quad (19)$$

the typical value of the transverse momentum of b from $H_{1,2}^-$ is larger than that of b from the top quark. In the same way, the typical value of transverse momentum of \bar{b} from $H_{1,2}^+$ is larger than that of \bar{b} from the anti-top quark. Therefore, in this case, we can construct the $b\bar{b}$ pair which mainly comes from the decay of Φ^{++} by selecting b with the smaller transverse momentum and \bar{b} with the larger transverse momentum. The other $b\bar{b}$ pair comes from the decay of $H_{1,2}^-$. On the contrary, when the singly charged scalars are light enough to satisfy the inequality,

$$m_{H_{1,2}} - m_t - m_b < m_t - m_W - m_b, \quad (20)$$

the typical value of the transverse momentum of b (\bar{b}) from $H_{1,2}^-$ ($H_{1,2}^+$) is smaller than that

of b (\bar{b}) from the top quark (the anti-top quark). Therefore, in the case where the singly charged scalar is so light that they satisfy the inequality in Eq. (20), we can construct the $b\bar{b}$ pair which mainly comes from the decay of Φ^{++} by selecting b with the larger transverse momentum and \bar{b} with the smaller transverse momentum. The other $b\bar{b}$ pair comes from the decay of $H_{1,2}^-$. Finally, when the masses of singly charged scalars are around 250 GeV, they satisfy the equation,

$$m_{H_{1,2}} - m_t - m_b \simeq m_t - m_W - m_b. \quad (21)$$

Then, the typical values of the transverse momenta of two b are similar, and those of two \bar{b} are also similar. Therefore, we can construct the correct $b\bar{b}$ pair only partly by using the above method, and it is not so effective. In this case, the first method explained in the previous paragraph is needed.

In the following, we discuss the signal and the background events at HL-LHC with the numerical calculation. In the numerical evaluation, we take the following benchmark values as Scenario-II.

$$m_\Phi = 300 \text{ GeV}, \quad m_{H_1} = 200 \text{ GeV}, \quad m_{H_2} = 250 \text{ GeV}, \quad \tan \beta = 3, \quad \chi = \frac{\pi}{4}. \quad (22)$$

For $\tan \beta = 3$, the lower bound on the masses of singly charged scalars is about 170 GeV as mentioned in the end of Sec. II. Then, this benchmark values satisfy the experimental constraints on singly charged scalars. In addition, we adopt the assumption about the collider performance at HL-LHC in Eq. (11), and we use the basic kinematical cuts in Eq. (12). The final state of the signal includes two bottom quarks and two anti-bottom quarks, and we assume that the efficiency of the b-tagging is 70 % per one bottom or anti-bottom quark [65]. Thus, the total efficiency of the b-tagging in the signal event is about 24 %. In the numerical calculation, we use MADGRAPH5_AMC@NLO [58], FeynRules [59].

As a result, 145 events are expected to appear at HL-LHC as shown in Table III. In this benchmark scenario of Eq. (22), H_1^\pm is so light that we can use the distinction of the $b\bar{b}$ pair in the case where $m_{H_1} - m_t - m_b < m_t - m_b - m_W$. Therefore, we can construct the $b\bar{b}$ pair which mainly comes from the decay of H_1^- by selecting b with the smaller transverse momentum and \bar{b} with the larger transverse momentum. On the other hand, the mass of H_2^\pm is 250 GeV, and it satisfies the equation $m_{H_2} - m_t - m_b \simeq m_t - m_b - m_W$. Therefore, the selection of b and \bar{b} by their transverse momenta is partly effective in the signal where

H_2^- is produced with Φ^{++} via W^{+*} .⁸

In Figs. 11, we show the distributions of $M_T(b_1\bar{b}_2\ell^+\ell'^+\cancel{E}_T)$ and $M_T(b_2\bar{b}_1jj)$, where b_1 (\bar{b}_1) is the bottom quark (anti-bottom quark) with the larger transverse momentum and b_2 (\bar{b}_2) is the other. In the left figure of Fig. 11, the endpoint of the Jacobian peak is not so sharp because the selection of the $b\bar{b}$ pairs do not work well in the associated production of Φ^{++} and H_2^- . In the right figure of Fig. 11, we can see the twin Jacobian peaks at the masses of the singly charged scalars. However, the number of events around the Jacobian peaks, especially the one due to H_2^\pm , are small, and it would be difficult to obtain information on masses from the distribution for $M_T(b_2\bar{b}_1jj)$. In order to obtain the clearer information on $m_{H_{1,2}}$, we can use the invariant mass of $b_2\bar{b}_1jj$ instead of $M_T(b_2\bar{b}_1jj)$.

In Fig. 12, we show the distributions of signal and backgrounds for the invariant mass of $b_2\bar{b}_1jj$. The numbers of events at the twin peaks are $\mathcal{O}(30)$ and $\mathcal{O}(10)$, which are larger than those at the twin Jacobian peaks in the figure for $M_T(b_2\bar{b}_1jj)$ (the right figure of Fig 11).

	Signal S	Background B	$S/\sqrt{S+B}$
Basic cuts (Eq. (12))	145	40	11

TABLE III. Numbers of signal event and background events under the basic cuts in Eq. (12) in Scenario II. We assume that the efficiency of b-tagging is 70 %. We use the benchmark values in Eq.(22).

Next, we discuss the background events at HL-LHC. We consider the process $pp \rightarrow t\bar{t}b\bar{b}W^+ \rightarrow b\bar{b}b\bar{b}W^+W^+W^- \rightarrow b\bar{b}b\bar{b}\ell^+\ell'^+\nu\nu jj$ as the background. As a result of the numerical calculation, 40 events are expected to appear at HL-LHC as shown in Table. III. This is the same order with the signal events. In Fig. 11, the distributions of $M_T(b_1\bar{b}_2\ell^+\ell'^+\cancel{E}_T)$ and $M_T(b_2\bar{b}_1jj)$ in the background events are shown. We use only the basic cuts in Eq. (12) in the numerical calculation. Nevertheless, in the both figures of Fig. 11, the number of signal events around the Jacobian peaks are much larger than those of the background events.

In Fig. 12, the distribution of the background events for the invariant mass $M(b_2\bar{b}_1jj)$ in the background events are shown. The numbers of signal events around the two peaks are

⁸ We note that we assume some information on the mass of singly charged scalars to select the kinematical cuts.

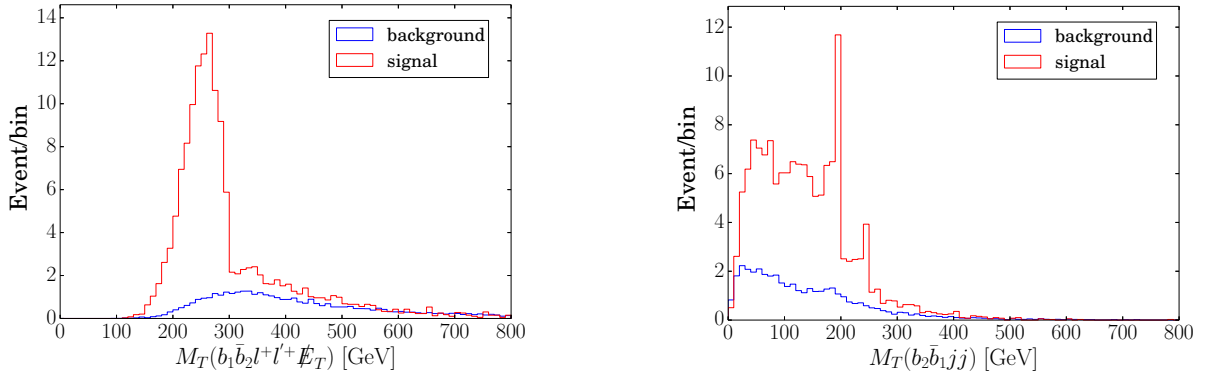


FIG. 11. The distribution of $M_T(b_1\bar{b}_2\ell^+\ell'^+\cancel{E}_T)$ (the left one) and $M_T(b_2\bar{b}_1jj)$ (the right one) in the signal and background events under the kinematical cuts in Eq. (12). In the figures, the width of bins is 10 GeV. We use the benchmark values in Eq.(22).

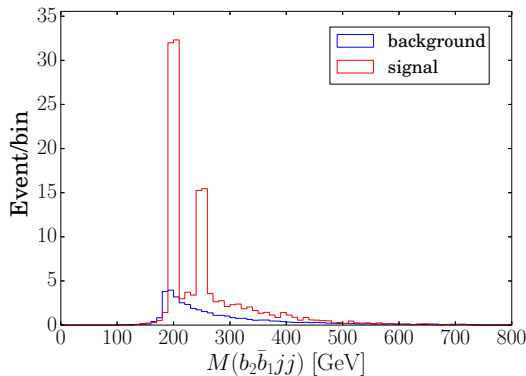


FIG. 12. The distribution of the invariant mass of $b_2\bar{b}_1jj$ in the signal and background events under the kinematical cuts in Eq. (12). In the figure, the width of bins is 10 GeV. We use the benchmark values in Eq.(22).

much larger than those of the background events.

In summary, it would be possible that we obtain information on masses of all the charged scalars H_1^\pm , H_2^\pm , and $\Phi^{\pm\pm}$ by investigating the transverse mass distribution for $M_T(b_2\bar{b}_1\ell^+\ell'^+\cancel{E}_T)$ and $M_T(b_1\bar{b}_2jj)$ and the invariant mass distribution for $M(b_1\bar{b}_2jj)$ at HL-LHC.

Before closing Subsection B, we give a comment about the detector resolution. In the process of Scenario-II, the typical value of the transverse momenta of jets and bottom quarks is about 100 GeV. As mentioned in the end of the section for Scenario-I, at the ATLAS

detector, the energy resolution for $p_T^j \simeq 100$ GeV is about 10 % [64]. In Figs. 11 and 12, we take the width of bins as 10 GeV. Therefore, it would be possible that the twin Jacobian peaks in the distribution for $M_T(jj)$ or $M(jj)$ overlap each other and they look like one Jacobian peak with the unclear endpoint at the ATLAS detector if the mass differences are not large enough. Then, it would be difficult to obtain the information on both m_{H_1} and m_{H_2} from the transverse momentum distribution. Even in this case, it would be able to obtain the hint for masses by investigating the process.

V. SUMMARY AND CONCLUSION

We have investigated collider signatures of the doubly and singly charged scalar bosons at the HL-LHC by looking at the transverse mass distribution as well as the invariant mass distribution in the minimal model with the isospin doublet with the hypercharge $Y = 3/2$. We have discussed the background reduction for the signal process $pp \rightarrow W^{+*} \rightarrow \Phi^{++} H_{1,2}^-$ in the following two cases depending on the mass of the scalar bosons with the appropriate kinematical cuts. (1) The main decay mode of the singly charged scalar bosons is the tau lepton and missing (as well as charm and strange quarks). (2) That is into a top bottom pair. In the both cases, we have assumed that the doubly charged scalar boson is heavier than the singly charged ones. It has been concluded that the scalar doublet field with $Y = 3/2$ is expected to be detectable for these cases at the HL-LHC unless the masses of $\Phi^{\pm\pm}$ and $H_{1,2}^\pm$ are too large.

ACKNOWLEDGEMENTS

We would like to thank Arindam Das and Kei Yagyu for useful discussions. This work is supported by Japan Society for the Promotion of Science, Grant-in-Aid for Scientific Research, No. 16H06492, 18F18022, 18F18321 and 20H00160.

Appendix A: Some formulae for the decays of charged scalars

In this section, we show some analytic formulae for decay rates of the charged scalars $H_{1,2}^\pm$ and $\Phi^{\pm\pm}$.

1. Formulae for decays of the singly charged scalars $H_{1,2}^\pm$

a. 2-body decays

The decay rate for the decay of H_i^\pm ($i = 1, 2$) into a pair of quarks qq' is given by

$$\Gamma(H_i^\pm \rightarrow qq') = \frac{3m_{H_i}}{8\pi} \left(\frac{m_{H_i}^2}{v^2} \right) \chi_i'^2 \cot^2 \beta |V_{qq'}|^2 \left((r_q + r_{q'}) - (r_q + r_{q'})^2 - 4r_q r_{q'} \right) F(r_q, r_{q'}), \quad (\text{A1})$$

where r_q ($r_{q'}$) is the ratio of the squared mass of quark q (q') to the squared mass of H_i^\pm :

$$r_q = \frac{m_q^2}{m_{H_i}^2}, \quad r_{q'} = \frac{m_{q'}^2}{m_{H_i}^2}, \quad (\text{A2})$$

and χ_i' is defined as follows.

$$\chi_1' = \cos \chi, \quad \chi_2' = \sin \chi. \quad (\text{A3})$$

The function $F(x, y)$ in Eq. (A1) is defined as

$$F(x, y) = \sqrt{1 + (x - y)^2 - 2(x + y)}. \quad (\text{A4})$$

The decay rate for the decay of H_i^\pm into a charged lepton ℓ and a neutrino ν_ℓ is given by

$$\Gamma(H_i^\pm \rightarrow \ell \nu_\ell) = \frac{m_{H_i}}{8\pi} \left(\frac{m_\ell}{v} \right)^2 \chi_i'^2 \cot^2 \beta \left(1 - \frac{m_\ell^2}{m_{H_i}^2} \right), \quad (\text{A5})$$

where m_ℓ is mass of ℓ .

In the case that $m_{H_i} > m_{H_j} + m_Z$ ($i, j = 1, 2, i \neq j$), the decay $H_i^\pm \rightarrow H_j^\pm Z$ is allowed, and its decay rate is given by

$$\Gamma(H_i^\pm \rightarrow H_j^\pm Z) = \frac{m_{H_i}}{16\pi} \left(\frac{m_{H_i}}{v} \right)^2 \sin^2 2\chi F(r_Z, r_j)^3 \quad (i \neq j), \quad (\text{A6})$$

where

$$r_Z = \frac{m_W^2}{m_{H_i}^2}, \quad r_j = \frac{m_{H_j}^2}{m_{H_i}^2}. \quad (\text{A7})$$

b. 3-body decays

The decay rate for $H_i^\pm \rightarrow t^*b \rightarrow W^\pm b\bar{b}$ is given by

$$\Gamma(H_i^\pm \rightarrow t^*b \rightarrow W^\pm b\bar{b}) = \frac{3m_{H_i}}{128\pi^3} \left(\frac{m_t}{v}\right)^4 \chi_i'^2 \cot^2 \beta |V_{tb}|^2 \int_{r_W}^1 \frac{dx (1-x)^2 (x-r_W)^2 (x+2r_W)}{x (x-r_t)^2 + r_t r_{\Gamma_t}}, \quad (\text{A8})$$

where mass of the bottom quark is neglected, and r_W , r_t , and r_{Γ_t} are defined as follows.

$$r_W = \frac{m_W^2}{m_{H_i}^2}, \quad r_t = \frac{m_t^2}{m_{H_i}^2}, \quad r_{\Gamma_t} = \frac{\Gamma_t^2}{m_{H_i}^2}, \quad (\text{A9})$$

where Γ_t is the total decay width of the top quark.

In the case that $m_{H_i} > m_{H_j}$ ($i \neq j$), the decay $H_i^\pm \rightarrow H_j^\pm Z^* \rightarrow H_j^\pm f\bar{f}$, where f is a SM fermion, is allowed. The decay rate is given by

$$\begin{aligned} \Gamma(H_i^\pm \rightarrow H_j^\pm Z^* \rightarrow H_j^\pm f\bar{f}) &= \frac{N_c^f m_{H_i}}{192\pi^3} \left(\frac{m_Z}{v}\right)^4 \sin^2 2\chi ((C_V^f)^2 + (C_A^f)^2) \\ &\times \int_0^{(1-\sqrt{r_j})^2} dx \frac{F(x, r_j)^3}{(x-r_Z)^2 + r_Z r_{\Gamma_Z}}, \end{aligned} \quad (\text{A10})$$

where N_c^f is the color degree of freedom of a fermion f , r_Z and r_j are defined same with that in Eq. (A7), and r_{Γ_Z} is the ratio of the squared decay rate of Z boson to squared mass of H_i^\pm :

$$r_{\Gamma_Z} = \frac{\Gamma_Z^2}{m_{H_i}^2}. \quad (\text{A11})$$

In addition, the coefficient C_V^f (C_A^f) in Eq. (A10) is the coupling constant of the vector (axial vector) current:

$$\mathcal{L} = \frac{g_L}{2 \cos \theta_W} \bar{f} \gamma^\mu (C_V^f + C_A^f \gamma_5) f Z_\mu, \quad (\text{A12})$$

where g_L is the gauge coupling constant of the gauge group $SU(2)_L$, and θ_W is the Weinberg angle. In Eq. (A10), mass of fermions are neglected.

2. Formulae for decays of the doubly charged scalar $\Phi^{\pm\pm}$

a. 2-body decay

If $m_{\Phi^{\pm\pm}} > m_{H_i} + m_W$, the decay $\Phi^{\pm\pm} \rightarrow H_i^\pm W^\pm$ ($i = 1, 2$) is allowed. The decay rate is given by

$$\Gamma(\Phi^{\pm\pm} \rightarrow H_i^\pm W^\pm) = \frac{m_\Phi}{8\pi} \left(\frac{m_\Phi}{v}\right)^2 \chi_i^2 F(R_W, R_i)^3, \quad (\text{A13})$$

where χ_i is defined in Eq. (10), the function $F(x, y)$ is defined in Eq. (A4), and R_i and R_W is defined as follows.

$$R_W = \frac{m_W^2}{m_\Phi^2}, \quad R_i = \frac{m_{H_i}^2}{m_\Phi^2}. \quad (\text{A14})$$

b. 3-body decay

In the case that where the mass differences between $\Phi^{\pm\pm}$ and H_i^\pm is so small that decays $\Phi^{\pm\pm} \rightarrow H_i^\pm W^\pm$ are prohibited, three-body decays $\Phi^{\pm\pm} \rightarrow H_i^\pm f \bar{f}'$, where f and f' are SM fermions, are dominant in small m_Φ region. (See Fig. 3.) The branching ratio for $\Phi^{\pm\pm} \rightarrow H_i^\pm f \bar{f}'$ is given by

$$\Gamma(\Phi^{\pm\pm} \rightarrow H_i^\pm f \bar{f}') = \frac{N_c^f}{96\pi^3} \chi_i^2 \int_0^{(1-\sqrt{R_i})^2} dx \frac{F(x, R_i)^3}{x(x-R_W)^2 + R_{\Gamma_W} R_W}, \quad (\text{A15})$$

where R_{Γ_W} is the squared ratio of the decay width of W boson (Γ_W) to m_Φ ;

$$R_{\Gamma_W} = \frac{\Gamma_W^2}{m_\Phi^2}. \quad (\text{A16})$$

In Eq. (A15), we neglect the masses of f and f' .

In the large m_Φ region, $\Phi^{\pm\pm} \rightarrow W^\pm f \bar{f}'$ is also important. The decay rate is given by

$$\begin{aligned} \Gamma(\Phi^{\pm\pm} \rightarrow W^\pm f \bar{f}') &= \frac{N_c^f m_\Phi}{256\pi^3} \left(\frac{m_\Phi}{v}\right)^4 \sin 2\chi \cot^2 \beta^2 |V_{ff'}|^2 \\ &\times \int_{(\sqrt{R_f} + \sqrt{R_{f'}})^2}^{(1-\sqrt{R_W})^2} dx F\left(\frac{R_f}{x}, \frac{R_{f'}}{x}\right) F(x, R_W) G(x), \end{aligned} \quad (\text{A17})$$

where the function $G(x)$ is defined as follows.

$$\begin{aligned} G(x) &= \left\{ (R_f + R_{f'})(x - R_f - R_{f'}) - 4R_f R_{f'} \right\} \\ &\times \left\{ \frac{1}{(x - R_1)^2 + R_1 R_{\Gamma_1}} + \frac{1}{(x - R_2)^2 + R_2 R_{\Gamma_2}} \right\}^2. \end{aligned} \quad (\text{A18})$$

The symbols R_f , $R_{f'}$, R_i , and R_{Γ_i} ($i = 1, 2$) are given by

$$R_f = \frac{m_f^2}{m_\Phi^2}, \quad R_{f'} = \frac{m_{f'}^2}{m_\Phi^2}, \quad R_i = \frac{m_{H_i}^2}{m_\Phi^2}, \quad R_{\Gamma_i} = \frac{\Gamma_{H_i}^2}{m_\Phi^2}, \quad (\text{A19})$$

where m_f ($m_{f'}$) is mass of f (f'), and Γ_{H_i} is the decay width of H_i^\pm .

-
- [1] G. Aad *et al.* [ATLAS], Phys. Lett. B **716**, 1-29 (2012) [arXiv:1207.7214 [hep-ex]]; S. Chatrchyan *et al.* [CMS], Phys. Lett. B **716**, 30-61 (2012) [arXiv:1207.7235 [hep-ex]].
- [2] P. Minkowski, Phys. Lett. B **67**, 421-428 (1977); T. Yanagida, Conf. Proc. C **7902131**, 95-99 (1979); KEK-79-18-95; Prog. Theor. Phys. **64**, 1103 (1980); M. Gell-Mann, P. Ramond and R. Slansky, Conf. Proc. C **790927**, 315-321 (1979) [arXiv:1306.4669 [hep-th]]; R. N. Mohapatra and G. Senjanovic, Phys. Rev. Lett. **44**, 912 (1980).
- [3] W. Konetschny and W. Kummer, Phys. Lett. B **70**, 433-435 (1977); M. Magg and C. Wetterich, Phys. Lett. B **94**, 61-64 (1980); J. Schechter and J. W. F. Valle, Phys. Rev. D **22**, 2227 (1980); G. Lazarides, Q. Shafi and C. Wetterich, Nucl. Phys. B **181**, 287-300 (1981).
- [4] R. N. Mohapatra and G. Senjanovic, Phys. Rev. Lett. **44**, 912 (1980); Phys. Rev. D **23**, 165 (1981).
- [5] R. Foot, H. Lew, X. G. He and G. C. Joshi, Z. Phys. C **44**, 441 (1989)
- [6] A. Zee, Phys. Lett. B **93**, 389 (1980) [erratum: Phys. Lett. B **95**, 461 (1980)]
- [7] A. Zee, Nucl. Phys. B **264**, 99-110 (1986); K. S. Babu, Phys. Lett. B **203**, 132-136 (1988).
- [8] T. P. Cheng and L. F. Li, Phys. Rev. D **22**, 2860 (1980).
- [9] L. M. Krauss, S. Nasri and M. Trodden, Phys. Rev. D **67**, 085002 (2003) [arXiv:hep-ph/0210389 [hep-ph]].
- [10] E. Ma, Phys. Rev. D **73**, 077301 (2006) [arXiv:hep-ph/0601225 [hep-ph]].
- [11] M. Aoki, S. Kanemura and O. Seto, Phys. Rev. Lett. **102**, 051805 (2009) [arXiv:0807.0361 [hep-ph]]; Phys. Rev. D **80**, 033007 (2009) [arXiv:0904.3829 [hep-ph]]; M. Aoki, S. Kanemura and K. Yagyu, Phys. Rev. D **83**, 075016 (2011) [arXiv:1102.3412 [hep-ph]].
- [12] M. Gustafsson, J. M. No and M. A. Rivera, Phys. Rev. Lett. **110**, no.21, 211802 (2013) [erratum: Phys. Rev. Lett. **112**, no.25, 259902 (2014)] [arXiv:1212.4806 [hep-ph]]; Phys. Rev. D **90**, no.1, 013012 (2014) [arXiv:1402.0515 [hep-ph]].
- [13] T. Araki, C. Q. Geng and K. I. Nagao, Phys. Rev. D **83**, 075014 (2011) [arXiv:1102.4906 [hep-ph]].
- [14] N. G. Deshpande and E. Ma, Phys. Rev. D **18**, 2574 (1978).
- [15] J. McDonald, Phys. Rev. D **50**, 3637-3649 (1994) [arXiv:hep-ph/0702143 [hep-ph]];

- C. P. Burgess, M. Pospelov and T. ter Veldhuis, Nucl. Phys. B **619**, 709-728 (2001) [arXiv:hep-ph/0011335 [hep-ph]]; S. Kanemura, S. Matsumoto, T. Nabeshima and N. Okada, Phys. Rev. D **82**, 055026 (2010) [arXiv:1005.5651 [hep-ph]].
- [16] M. Kobayashi and T. Maskawa, Prog. Theor. Phys. **49**, 652-657 (1973)
- [17] T. D. Lee, Phys. Rev. D **8**, 1226-1239 (1973).
- [18] V. A. Kuzmin, V. A. Rubakov and M. E. Shaposhnikov, Phys. Lett. B **155**, 36 (1985).
- [19] A. G. Cohen, D. B. Kaplan and A. E. Nelson, Nucl. Phys. B **349**, 727-742 (1991).
- [20] M. Aoki, S. Kanemura and K. Yagyu, Phys. Lett. B **702**, 355-358 (2011) [erratum: Phys. Lett. B **706**, 495-495 (2012)] [arXiv:1105.2075 [hep-ph]].
- [21] H. Okada and K. Yagyu, Phys. Rev. D **93** (2016) no.1, 013004 [arXiv:1508.01046 [hep-ph]].
- [22] K. Cheung and H. Okada, Phys. Lett. B **774** (2017), 446-450 [arXiv:1708.06111 [hep-ph]];
- [23] K. Enomoto, S. Kanemura, K. Sakurai and H. Sugiyama, Phys. Rev. D **100** (2019) no.1, 015044 [arXiv:1904.07039 [hep-ph]].
- [24] E. Ma, Phys. Lett. B **809** (2020), 135736 [arXiv:1912.11950 [hep-ph]].
- [25] A. Das, K. Enomoto, S. Kanemura and K. Yagyu, Phys. Rev. D **101** (2020) no.9, 095007 [arXiv:2003.05857 [hep-ph]].
- [26] H. Georgi and M. Machacek, Nucl. Phys. B **262**, 463-477 (1985)
- [27] N. Arkani-Hamed, A. G. Cohen, E. Katz and A. E. Nelson, JHEP **07**, 034 (2002) [arXiv:hep-ph/0206021 [hep-ph]].
- [28] J. F. Gunion, Int. J. Mod. Phys. A **11** (1996), 1551-1562 [arXiv:hep-ph/9510350 [hep-ph]];
- [29] A. G. Akeroyd and M. Aoki, Phys. Rev. D **72**, 035011 (2005) [arXiv:hep-ph/0506176 [hep-ph]]; A. G. Akeroyd, C. W. Chiang and N. Gaur, JHEP **11**, 005 (2010) [arXiv:1009.2780 [hep-ph]]; A. G. Akeroyd and H. Sugiyama, Phys. Rev. D **84**, 035010 (2011) [arXiv:1105.2209 [hep-ph]]; M. Aoki, S. Kanemura and K. Yagyu, Phys. Rev. D **85**, 055007 (2012) [arXiv:1110.4625 [hep-ph]].
- [30] T. Han, B. Mukhopadhyaya, Z. Si and K. Wang, Phys. Rev. D **76**, 075013 (2007) [arXiv:0706.0441 [hep-ph]].
- [31] S. Kanemura, M. Kikuchi, K. Yagyu and H. Yokoya, Phys. Rev. D **90**, no.11, 115018 (2014) [arXiv:1407.6547 [hep-ph]]; PTEP **2015**, 051B02 (2015) [arXiv:1412.7603 [hep-ph]].
- [32] V. Rentala, W. Shepherd and S. Su, Phys. Rev. D **84** (2011), 035004 [arXiv:1105.1379 [hep-ph]].

- [33] S. F. King, A. Merle and L. Panizzi, *JHEP* **11**, 124 (2014) [arXiv:1406.4137 [hep-ph]].
- [34] H. Sugiyama, K. Tsumura and H. Yokoya, *Phys. Lett. B* **717**, 229-234 (2012) [arXiv:1207.0179 [hep-ph]]; A. Alloul, M. Frank, B. Fuks and M. Rausch de Traubenberg, *Phys. Rev. D* **88**, 075004 (2013) [arXiv:1307.1711 [hep-ph]]; T. Nomura, H. Okada and H. Yokoya, *Nucl. Phys. B* **929**, 193-206 (2018) [arXiv:1702.03396 [hep-ph]].
- [35] R. Vega and D. A. Dicus, *Nucl. Phys. B* **329**, 533-546 (1990)
- [36] T. Han, H. E. Logan, B. McElrath and L. T. Wang, *Phys. Rev. D* **67**, 095004 (2003) [arXiv:hep-ph/0301040 [hep-ph]].
- [37] S. Kanemura, M. Kikuchi and K. Yagyu, *Phys. Rev. D* **88**, 015020 (2013) [arXiv:1301.7303 [hep-ph]]; J. Hisano and K. Tsumura, *Phys. Rev. D* **87**, 053004 (2013) [arXiv:1301.6455 [hep-ph]].
- [38] ATLAS collaboration, “Technical Design Report: A High-Granularity Timing Detector for the ATLAS Phase-II Upgrade”, ATLAS-TDR-031 (2020); CMS collaboration, “The Phase-2 Upgrade of the CMS Level-1 Trigger”, CMS-TDR-021 (2020).
- [39] S. L. Glashow and S. Weinberg, *Phys. Rev. D* **15**, 1958 (1977).
- [40] G. C. Branco, P. M. Ferreira, L. Lavoura, M. N. Rebelo, M. Sher and J. P. Silva, *Phys. Rept.* **516**, 1-102 (2012) [arXiv:1106.0034 [hep-ph]].
- [41] M. Aoki, S. Kanemura, K. Tsumura and K. Yagyu, *Phys. Rev. D* **80**, 015017 (2009) [arXiv:0902.4665 [hep-ph]].
- [42] N. Cabibbo, *Phys. Rev. Lett.* **10**, 531-533 (1963)
- [43] T. Enomoto and R. Watanabe, *JHEP* **05**, 002 (2016) [arXiv:1511.05066 [hep-ph]].
- [44] J. Haller, A. Hoecker, R. Kogler, K. Mönig, T. Peiffer and J. Stelzer, *Eur. Phys. J. C* **78**, no.8, 675 (2018) [arXiv:1803.01853 [hep-ph]].
- [45] A. Arbey, F. Mahmoudi, O. Stal and T. Stefaniak, *Eur. Phys. J. C* **78**, no.3, 182 (2018) [arXiv:1706.07414 [hep-ph]].
- [46] M. Aiko, S. Kanemura, M. Kikuchi, K. Mawatari, K. Sakurai and K. Yagyu, [arXiv:2010.15057 [hep-ph]].
- [47] G. Abbiendi *et al.* [ALEPH, DELPHI, L3, OPAL and LEP], *Eur. Phys. J. C* **73**, 2463 (2013) [arXiv:1301.6065 [hep-ex]].
- [48] E. Ma, D. P. Roy and J. Wudka, *Phys. Rev. Lett.* **80**, 1162-1165 (1998) [arXiv:hep-ph/9710447 [hep-ph]].

- [49] M. Capdequi Peyranere, H. E. Haber and P. Irulegui, Phys. Rev. D **44**, 191-201 (1991); S. Kanemura, Phys. Rev. D **61**, 095001 (2000) [arXiv:hep-ph/9710237 [hep-ph]].
- [50] J. F. Gunion and H. E. Haber, Nucl. Phys. B **278**, 449 (1986) [erratum: Nucl. Phys. B **402**, 569-569 (1993)]; S. S. D. Willenbrock, Phys. Rev. D **35**, 173 (1987); O. Brein and W. Hollik, Eur. Phys. J. C **13**, 175-184 (2000) [arXiv:hep-ph/9908529 [hep-ph]]; A. A. Barrientos Bendezu and B. A. Kniehl, Phys. Rev. D **64**, 035006 (2001) [arXiv:hep-ph/0103018 [hep-ph]].
- [51] S. Kanemura and C. P. Yuan, Phys. Lett. B **530**, 188-196 (2002) [arXiv:hep-ph/0112165 [hep-ph]]; Q. H. Cao, S. Kanemura and C. P. Yuan, Phys. Rev. D **69**, 075008 (2004) [arXiv:hep-ph/0311083 [hep-ph]]; A. Belyaev, Q. H. Cao, D. Nomura, K. Tobe and C. P. Yuan, Phys. Rev. Lett. **100**, 061801 (2008) [arXiv:hep-ph/0609079 [hep-ph]].
- [52] J. F. Gunion, H. E. Haber, F. E. Paige, W. K. Tung and S. S. D. Willenbrock, Nucl. Phys. B **294**, 621 (1987)
- [53] S. Moretti and K. Odagiri, Phys. Rev. D **55**, 5627-5635 (1997) [arXiv:hep-ph/9611374 [hep-ph]].
- [54] D. A. Dicus, J. L. Hewett, C. Kao and T. G. Rizzo, Phys. Rev. D **40**, 787 (1989); A. A. Barrientos Bendezu and B. A. Kniehl, Phys. Rev. D **59**, 015009 (1999) [arXiv:hep-ph/9807480 [hep-ph]]; S. Moretti and K. Odagiri, Phys. Rev. D **59**, 055008 (1999) [arXiv:hep-ph/9809244 [hep-ph]].
- [55] E. Asakawa, O. Brein and S. Kanemura, Phys. Rev. D **72**, 055017 (2005) [arXiv:hep-ph/0506249 [hep-ph]].
- [56] A. A. Barrientos Bendezu and B. A. Kniehl, Phys. Rev. D **61**, 097701 (2000) [arXiv:hep-ph/9909502 [hep-ph]]; O. Brein, W. Hollik and S. Kanemura, Phys. Rev. D **63**, 095001 (2001) [arXiv:hep-ph/0008308 [hep-ph]].
- [57] A. G. Akeroyd, M. Aoki, A. Arhrib, L. Basso, I. F. Ginzburg, R. Guedes, J. Hernandez-Sanchez, K. Huitu, T. Hurth and M. Kadastik, *et al.* Eur. Phys. J. C **77**, no.5, 276 (2017) [arXiv:1607.01320 [hep-ph]].
- [58] J. Alwall, R. Frederix, S. Frixione, V. Hirschi, F. Maltoni, O. Mattelaer, H. S. Shao, T. Stelzer, P. Torrielli and M. Zaro, JHEP **07** (2014), 079 [arXiv:1405.0301 [hep-ph]].
- [59] N. D. Christensen and C. Duhr, Comput. Phys. Commun. **180** (2009), 1614-1641 [arXiv:0806.4194 [hep-ph]]; A. Alloul, N. D. Christensen, C. Degrande, C. Duhr and B. Fuks, Comput. Phys. Commun. **185** (2014), 2250-2300 [arXiv:1310.1921 [hep-ph]].

- [60] P. A. Zyla *et al.* [Particle Data Group], PTEP **2020**, no.8, 083C01 (2020)
- [61] A. M. Sirunyan *et al.* [CMS], JINST **13**, no.10, P10005 (2018) [arXiv:1809.02816 [hep-ex]].
- [62] K. Hagiwara, T. Li, K. Mawatari and J. Nakamura, Eur. Phys. J. C **73** (2013), 2489 [arXiv:1212.6247 [hep-ph]].
- [63] A. Ballestrero, B. Biedermann, S. Brass, A. Denner, S. Dittmaier, R. Frederix, P. Govoni, M. Grossi, B. Jäger and A. Karlberg, *et al.* Eur. Phys. J. C **78**, no.8, 671 (2018) [arXiv:1803.07943 [hep-ph]].
- [64] G. Aad *et al.* [ATLAS], [arXiv:2007.02645 [hep-ex]].
- [65] A. M. Sirunyan *et al.* [CMS], JINST **13**, no.05, P05011 (2018) [arXiv:1712.07158 [physics.ins-det]].