

# Design and Performance Characterization of RADICAL-Pilot on Leadership-class Platforms

Andre Merzky<sup>1\*</sup>, Matteo Turilli<sup>1\*</sup>, Mikhail Titov<sup>1</sup>, Aymen Al-Saadi<sup>1</sup>, Shantenu Jha<sup>1,2</sup>

<sup>1</sup> Rutgers, the State University of New Jersey, Piscataway, NJ 08854, USA

<sup>2</sup> Brookhaven National Laboratory, Upton, NY 11973, USA

\* Joint First Authors

**Abstract**—Many extreme scale scientific applications have workloads comprised of a large number of individual high-performance tasks. The Pilot abstraction decouples workload specification, resource management, and task execution via job placeholders and late-binding. As such, suitable implementations of the Pilot abstraction can support the collective execution of large number of tasks on supercomputers. We introduce RADICAL-Pilot (RP) as a portable, modular and extensible pilot-enabled runtime system. We describe RP’s design, architecture and implementation. We characterize its performance and show its ability to scalably execute workloads comprised of tens of thousands heterogeneous tasks on DOE and NSF leadership-class HPC platforms. Specifically, we investigate RP’s weak/strong scaling with CPU/GPU, single/multi core, (non)MPI tasks and Python functions when using most of ORNL Summit and TACC Frontera. RADICAL-Pilot can be used stand-alone, as well as the runtime for third-party workflow systems.

**Index Terms**—Middleware, high performance computing, RADICAL-Pilot, Python.

## I. INTRODUCTION

An analysis of workloads and applications [1], [2] on pre-exascale platforms suggests that scientific workloads increasingly require multiple heterogeneous tasks, instead of a monolithic single task. This trend was confirmed by the 2020 ACM Gordon Bell Special Prize for High Performance Computing-Based COVID-19 Research, where all four finalists [3] involved sophisticated workflows.

Even as HPC simulations increasingly become important generators of data for powerful and expensive ML models, ML/AI components are substituting traditional HPC sub-components [4], and innovative methods coupling ML components to steer HPC simulations are emerging [3]. Thus, workflows with diverse components (e.g., physics-based simulations, data generation and analysis, and ML/AI tasks) will become increasingly common on extreme-scale platforms. Such workflows will encompass high-throughput function calls, ensembles of MPI-based simulations, and AI-driven HPC simulations. There are no “turnkey solutions” to support diverse tasks across multiple heterogeneous platforms, with the necessary performance, scale and required throughput. As workflows emerge as an important development paradigm for extreme-scale applications, the role and importance of runtime systems to support the resource management and execution requirements [5] of concurrent heterogeneous tasks will increase.

Pilot systems [6] address two apparently contradictory requirements: accessing HPC resources via their centralized

schedulers, and letting applications independently schedule tasks on the acquired portion of resources. By implementing multi-level scheduling and late-binding, pilot systems lower the overhead of task scheduling, enable higher task execution throughput, and allow greater control over the resources acquired to execute workloads. As such, pilot systems provide a promising starting point for the resource management and execution requirements of concurrent heterogeneous tasks.

Traditionally, pilot systems were used to enable high-throughput task execution on HPC platforms [7]. Pilot systems now implement both pilot and runtime capabilities to serve a much wider phase space of use cases [8]. Specifically, pilot systems must support the effective and efficient execution of single/multi core/GPU/node tasks, implemented either as executables or functions, on diverse HPC platforms, with heterogeneous hardware and execution environments. In fact, a computational task is a generalized term, usually indicating either a stand-alone process with input, output, termination criteria, and dedicated resources; or a function executed in a dedicated environment. A task can be used to represent an independent simulation or data processing analysis, running on one or more nodes of a HPC machine, may require MPI or OpenMP but, often, may be executed within a single compute node. Further, pilot systems need to meet the unprecedented requirements of upcoming exascale computing, supporting dynamic partitioning of resources, adaptive task scheduling policies and diverse placement and launching methods.

In response to the aforementioned requirements, we introduce RADICAL-Pilot (RP) [9], a Pilot-enabled runtime system that implements the pilot paradigm as outlined in Ref. [6], alongside advanced runtime placement and launching capabilities. RP is implemented in Python and provides a well-defined API and usage modes. RP serves as a runtime system for workflow management systems [10]–[12], and it has been integrated with EnsembleToolkit, Parsl, Swift/T, PanDA and QCfractal. More in general, RP is designed as a building block [13] that can be integrated with any workflow management system implementing the task abstraction, e.g., Pegasus, BeeFlow or Taverna. Further, RP pilot and runtime capabilities are independent and can also be integrated with third-party systems like, for example, the Flux runtime system [14]. Once integrated, RP provides pilot capabilities to Flux’s scheduler and task-launching mechanisms.

This paper has two main contributions: (i) a detailed description of the design and architecture of RP, with an analysis of RP unique features and capabilities; and (ii) a detailed anal-

ysis of RP’s scaling performance when executing workloads comprised of homogeneous and heterogeneous tasks, implemented as executables or functions, on leadership class platforms. Together, those two contributions allow to uncover the overheads of specific RP components and illustrate how they were avoided in order to optimize overall scale and performance. Specifically, we characterize RP weak and strong scaling performances on most of the resources available on Titan, Frontera and Summit, using up to 392,000 cores and 24,582 GPUs to execute 24,552 heterogeneous executable tasks and  $126 \times 10^6$  Python function tasks.

RP works on multiple HPC platforms. We focus our experiments on open academic research machines — Titan, Summit and Frontera, that offered and still offer the highest degree of concurrent execution in the open science community. We configured RP to overcome existing bottlenecks, so that both the performance and scalability of RP are determined by system software limits. Specifically, we show that the launch rate of tasks is dominated by overheads arising from the use of the OpenMPI Runtime Environment (ORTE) and PMIx Reference RunTime Environment (PRRTE), or by the file system performance of the HPC platforms. The results of our experiments support the idea that partitioning resources at pilot-level will enable better scaling on the upcoming exascale platforms.

Although RP is a vehicle for research in scalable computing, it also supports production-grade science. Currently, RP is used by applications from diverse domains, including high-energy physics, earth and climate sciences, biomolecular sciences and drug discovery. Since 2018, RP has been used to support more than  $10^7$  node-hours on DoE (Andes, Titan, Rhea, Summit, Lassen, Theta), NSF (Blue Waters, Frontera and XSEDE Stampede, Stampede2, SuperMIC, Comet, Bridges), and European (Archer and SuperMUC) HPC platforms. RP has been the core runtime system for eight DoE INCITE awards and one NSF PRAC award. It has also served as the workhorse for DoE’s National Virtual Biotechnology Laboratory COVID19 drug discovery pipeline [15], collectively consuming a further estimated lower bound of  $10^7$  node-hours on several of the DoE and NSF HPC machines listed above.

In §II, we discuss existing pilot systems and highlight the distinctive capabilities of RP. §III discusses the design and architecture of RP and §IV describes the core experiments and results of the paper. Overall, the contributions of this paper show the benefits and limitations of using the pilot abstraction and architectural pattern for executing applications with heterogeneous tasks on HPC platforms, including leadership-class machines. Further, our analysis and results clarify the role that pilot systems will play in the upcoming exascale supercomputers.

## II. RELATED WORK

Runtime systems support the execution of units of work on computing resources. Specifically, runtime systems can be designed to operate at different levels of a software stack. In this paper, we focus on a type of runtime system that sits above the operating system and can manage the execution of both executable and function tasks.

Charm++ [16], HPX [17] and Cilk [18] are runtime systems that enable scalable multi-task execution but assume vertical and dedicated programming models, depending on specific compilers and/or application programming interfaces (APIs). Flux [14] is an example of a more general-purpose runtime system that supports scalable execution of executable tasks on HPC platforms. Flux supports task scheduling, placement and execution. RADIAL-Pilot belongs to the same class of runtime systems as Flux but focuses on the efficient management of heterogeneous tasks and HPC resources via pilots.

Many scientific workloads have heterogeneous tasks [19], [20] that can benefit from being executed at scale on leadership-class HPC platforms. Nonetheless, a tension exists between these workloads’ requirements and HPC systems capabilities as, traditionally, HPC systems are designed to best support monolithic workloads. Several software systems address this tension, but their adoption presents limitations, including type of workloads and resources supported, how resources are selected and acquired, the scale at which workloads can be executed, the programming paradigm they support, and the lack of development and maintenance.

Since 1995, more than twenty pilot systems have been developed [6]. Most of these systems are tailored to specific use cases, workloads, resources, interfaces or development models. Some notable examples are: (i) HTCondor with Glidein on OSG [21], a widely used pilot system for the execution of mostly single-core tasks; (ii) the pilot systems developed for the LHC communities (e.g., PanDA [22], GlideinWMS [23], DIRAC [24] and CernVM Co-Pilot [25]) which execute millions of jobs a week and are specialized in supporting Large Hadron Collider (LHC) workloads on specific platforms like the Worldwide LHC Computing Grid and the CERN cloud; (iii) Falcon [26], specifically designed to support function-level parallelism as opposed to process-level parallelism; (iv) FireWorks [27], designed to support function-level parallelism and small-scale process-level parallelism on HPC resources; and (v) GWPilot [28] that enables the use of arbitrary scheduling algorithms with the GridWay meta-scheduler, and supports a limited number of non-MPI use cases.

Several workflow management systems use pilots to support the execution of multi-task applications on HPC machines. For example, Parsl [29] high-throughput executor provides pilot job capabilities on HPC and cloud platforms but with limited MPI support. Pegasus [30] uses Glidein and providers like Corral [31], Makeflow [32] and FireWorks [27] to enable users to manually start pilots on HPC resources via master/worker frameworks like Queue [33] or FireLauncher [27]. Swift [34] can use Falcon [26] or the Coasters [35] pilot system, with or without JETS [36], to support MPI and non-MPI jobs on HPC and cloud platforms, but requires an application-level domain-specific language.

Diverse tools enable the execution of multi-task workloads on HPC machines, using job arrays and leveraging MPI either as a launch method or as a container for multiple tasks. All of them reach limited scale or require low-level programming for multi-task applications. For example, PBS Job Arrays [37] enable concurrent execution of multiple instances of the same executable within a single job submission. The Application

Level Placement Scheduler (ALPS) [38] enables the concurrent execution of a limited number of different executables on CRAY systems. CRAM [39] parallelizes the execution of multiple executables by statically bundling them into a single MPI executable. TaskFarmer [40] and Wrappun [41] enable single-core or single-node executables to be run within a single `mpirun` and `aprun` allocation.

### III. DESIGN OF RADICAL-PILOT (RP)

RADICAL-Pilot (RP) is a pilot system designed to address the main limitations of the tools described in §II, either by implementing missing capabilities or by enabling integration among independent software systems. RP addresses research challenges related to efficiency, effectiveness, scalability and both workload and resource heterogeneity. RP requires managing the flow of information across multiple components, distributed across different machines. Further, RP has to enable scheduling, placement and launching of heterogeneous tasks on heterogeneous resources, with minimal overheads and maximal resource utilization.

Accordingly, RP enables the execution of one or more workloads comprised of heterogeneous tasks on one or more HPC platforms. Tasks can be implemented as stand-alone executables, free functions or class methods. These tasks can be placed, launched and executed on CPUs, GPUs and other accelerators, on the same pilot or across multiple pilots. As a pilot system, RP schedules tasks concurrently and sequentially, depending on available resources, and defines scheduling policies for executing tasks on the acquired resources.

RP offers five unique features when compared to other pilot systems that execute workloads on HPC platforms: (1) concurrent execution of tasks with five types of heterogeneity; (2) concurrent execution of multiple workloads on a single pilot, across multiple pilots and across multiple HPC platforms; (3) support of all major HPC batch systems to acquire and manage computing resources; (4) support of fifteen methods to launch tasks; and (5) integration with third-party workflow and runtime systems. The five types of task heterogeneity supported by RP are: (1) type of task (executable, function or method); (2) parallelism (scalar, MPI, OpenMP, or multi-process/thread); (3) compute support (CPU and GPU); (4) size (1 hardware thread to 8000 compute nodes); and duration (zero seconds to 48 hours).

Every pilot system requires scheduling a job on an HPC machine via its batch system to acquire resources, which makes supporting diverse platforms with the same code base challenging. RP uses RADICAL-SAGA [42] to support all the major batch systems: Slurm, PBSPro, Torque, LGI, Cobalt, LSF and LoadLeveler. Further, as a runtime system, RP supports the following methods to perform task placement and launching: `aprun` and `ccmrun/mpirun_ccmrun` on Cray; `jsrun`, `dplace/mpirun_dplace`, `runjob` and `POE` on IBM; `srun` on Slurm; `ibrun` on TACC; and `ORTE`, `PRRTE`, `orte_lib`, `ssh`, `rsh`, `mpirun`, `mpiexec`, `mpirun_mpt`, `mpirun_rsh` and `fork` on multiple platforms.

Supporting the concurrent execution of heterogeneous tasks via different batch systems and diverse placing/launching

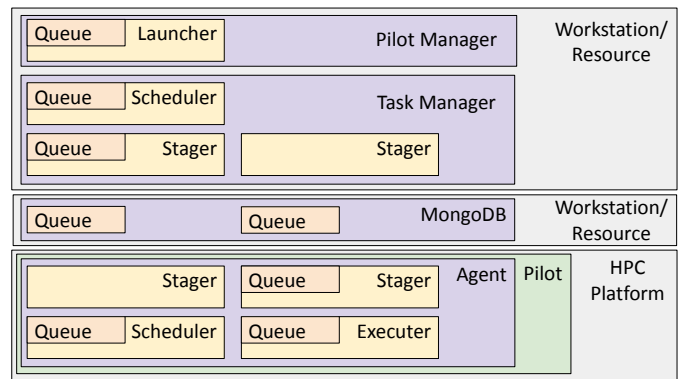


Fig. 1. RADICAL-Pilot architecture.

methods requires specific design features. Particularly challenging is to enable extensibility and scalability within a single system, avoiding fragmentation into multiple special-purpose systems. RP is designed to enable localized changes to the existing code base to add new capabilities required by tasks, and new platforms to acquire resources. Further, RP can instantiate multiple instances of its components, distributing them across available resources, depending on the platform specifics. Each component can be individually configured so as to enable further tailoring while minimizing code refactoring.

RP improves capabilities already available in other pilot systems by not adding any software requirement on the HPC platforms and by exposing an API specific to the pilot abstraction. RP does not require the deployment of services and daemons, nor to access any dedicated interface or port on the login nodes of the HPC platforms. Instead, RP uses capability already available like `ssh`, `gsissh` or `scp`. RP API enables the development of tools on top of the pilot abstraction, cleanly separating resource selection, acquisition and scheduling from task definition, scheduling, placement and execution. RP API is implemented in Python, avoiding the need for a domain-specific language.

The need to support both task and resource-level heterogeneity while avoiding the development of independent special-purpose systems, imposes design trade-offs. RP's configurability allows it to perform well for diverse resources and workloads, but RP is not optimized for any specific use case. Our configuration-based approach is powerful but it can require extensive tailoring, especially for scenarios other than those supported by default. Further, the dependence on the software environment of each HPC platform makes deployment fragile as every change in the environment may require changes in RP's configuration. This is mitigated by a dedicated integration testing framework but remains a main challenge of RP's maintainability and portability. Porting RP to a new platform may require just a new configuration file or writing a connector for a batch system not yet supported or an executor for a new (MPI) launching system. While developing connectors and executors requires system programming skills, they are standalone components that require no changes to the rest of RP code base.

## A. Architecture and Implementation

RP implements two main abstractions: Pilot and Task. Pilots are placeholders for computing resources, where resources are represented independent from architectural details. Tasks are units of work, specified either as an application executable, function or method, alongside resource and execution environment requirements. Currently, RP implements executors for Python functions but executors for other languages can be added without requiring changes in RP architecture.

RP offers an API to describe both pilots and tasks, alongside classes and methods to manage acquisition of resources, scheduling of tasks on those resources, and the staging of input and output files. Reporting capabilities update the user about ongoing executions and tracing capabilities enable post-mortem analysis of workload and runtime behavior.

Architecturally, RP is a distributed system with four modules: PilotManager, TaskManager, Agent and DB (Fig. 1, purple boxes). Modules can execute locally or remotely, communicating and coordinating over TCP/IP, and enabling multiple deployment scenarios. For example, users can run the PilotManager and TaskManager locally, and distribute the DB and one or more instances of the Agent on remote HPC infrastructures. Alternatively, users can run all RP modules on a local or on a remote resource.

PilotManager, TaskManager and Agent have multiple components where some are used only in specific deployment scenarios, depending on both workload requirements and resource capabilities. Some components can be instantiated concurrently to enable RP to manage multiple pilots and tasks simultaneously. This allows to scale throughput and enables component-level fault tolerance. Components are coordinated via a dedicated ZeroMQ-based communication mesh, which introduces runtime and infrastructure-specific overheads, but improves overall scalability of the system and lowers component complexity. ZeroMQ was chosen over other messaging systems for its superior performance, but also for its communication patterns Publish/Subscriber and Router/Dealer that match our use case very well. Components can have different implementations, and configuration files can tailor RP to specific resources types, workloads or scaling requirements.

PilotManager has a main component called ‘Launcher’ (Fig. 1). The Launcher uses resource configuration files to define the number, placement and properties of the Agent’s components of each Pilot. Currently, configuration files are made available for the major USA NSF and DOE production HPC resources, but users can provide new files or alter existing configuration parameters at runtime, both for a single and multiple pilots. This enables supporting of campus-level clusters (e.g., Traverse at Princeton University or Amarel at Rutgers University) and lab-level private clusters.

Agent has four main components: two Stagers (one for input and one for output data), Scheduler and Executor (Fig. 1). Multiple instances of the Stager and Executor components can coexist in a single Agent. Depending on the architecture of the target HPC platform, the Agent’s components can individually be placed on login nodes, MOM nodes, compute nodes or any other combination. ZeroMQ communication bridges connect

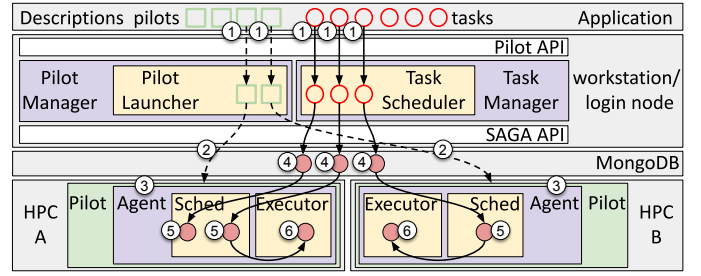


Fig. 2. RADIAL-Pilot execution model.

the Agent components, creating a network to support the transitions of the tasks through components.

Once instantiated, each Agent’s Scheduler gathers information from the resource manager, retrieving the number of cores/GPUs held by the pilot on which the Agent is running and the partitioning of cores/GPUs across nodes. Depending on requirements, the Agent’s Scheduler assigns cores and GPUs from one or more nodes to each task. For example, cores on a single node are assigned to multithreaded tasks, while cores on topologically close nodes are assigned to MPI tasks to minimize communication overheads. Three scheduling algorithms are currently supported: ‘‘Continuous’’ for nodes organized as a continuum, ‘‘Torus’’ for nodes organized in a n-dimensional torus, as found, for example, on IBM BG/Q, and ‘‘Tagged’’ to pin the execution of tasks on specific nodes.

The Agent’s Scheduler passes the tasks on to one of the Agent’s Executors, which use resource configuration parameters to derive the placement and launching command of each task. Once the launching command is determined, depending on the task parameters and characteristics of the execution environment, the Executors execute those commands to spawn the application processes. Two spawning mechanisms are available: Popen (based on Python) and Shell (based on /bin/sh). Executors collect task exit codes and communicate the freed cores to the Scheduler.

## B. Execution Model

Pilots and tasks are described via the Pilot API and passed to the RP runtime system (Fig. 2, 1). The PilotManager submits pilots on one or more resources via the SAGA API (Fig. 2, 2). The SAGA API implements an adapter for each supported resource type, exposing uniform methods for job and data management. Once a pilot becomes active on a resource, it bootstraps the Agent module (Fig. 2, 3).

The TaskManager schedules each task to an Agent (Fig. 2, 4) via a queue on a MongoDB instance. This instance is used as the RP DB module to communicate task descriptions between the TaskManager(s) and the Agent(s). Each Agent pulls tasks from the DB module (Fig. 2, 5) and schedules (Fig. 2, 6) each task on an Executor upon resource availability (e.g., number of cores or GPUs). The Executor sets up the task’s execution environment and then spawns the task for execution.

Once a task returns from its execution, the Executor communicates to the Scheduler that resources have been freed and the scheduling loop can proceed. Once the workload has been executed, the runtime system is terminated to reduce resource utilization. Multiple workloads can be described and executed within the time boundaries of resource availability.

When required, the input data of a task are either pushed or pulled by the Agent, depending on data locality and sharing requirements. Similarly, the output data of a task are staged out by the Agent and TaskManager to a specified destination, e.g., a filesystem accessible by the Agent or the user workstation. Both input and output staging are optional, depending on task requirements. The actual file transfers are enacted via RADICAL-SAGA, and currently support (gsi)-scp, (gsi)-sftp, Globus Online and local filesystem operations.

### C. Extensibility and Integration

The design, configurability and execution model of RP enable architectural and behavioral customizations alongside the integration of RP with third-party software systems. Fig. 3 illustrates three paradigmatic examples: (1) Fig. 3a shows the design of a master/worker framework called RAPTOR built with RP to support effective and efficient execution of Python functions and single-node tasks at scale; (2) Fig. 3b shows the use of multiple PRRTE Distributed Virtual Machines (DVMs) to partition the concurrent execution of heterogeneous tasks at scale; and (3) Fig. 3c shows how RP enables integration with third-party software systems, either by coding just a new launch method (Flux) or a dedicated connector for RP API (ParSL).

RP’s execution model supports the execution of arbitrary tasks, including specialized tasks which can hook into RP’s communication protocols. That mechanism has been used to implement RAPTOR (Fig. 3a): first one or more master tasks are scheduled, placed and launched, followed by one worker task per compute node. Once both have successfully bootstrapped, each master directly coordinates its pool of workers to schedule and execute the specified Python function calls or tasks. Assuming functions and tasks that require at most a single compute node, RAPTOR enables unprecedented scaling and performance on leadership-class HPC platforms.

Specific capabilities can be implemented in an Agent component, without modifying the overall execution model of RP. For example, we extended an Agent’s Executor to support multiple PRRTE DVMs (Fig. 3b). Available resources are partitioned across the DVMs and the Executor places tasks across available DVMs. Currently, tasks can be placed round-robin or by tagging each task to a specific DVM.

Finally, RP execution model is amenable to integration with third-party software that implement functionalities needed by RP. For example, in the integration with Flux (Fig. 3c), the Agent’s Staging\_in component queues tasks to the Flux’s scheduler that, in turn, places and launches those tasks across the resources held by RP’s Agent.

### D. Programmability, Tracing and Profiling

RP exposes an API with 5 classes: Session, PilotManager, PilotDescription, TaskManager, TaskDescription [43]. Users use those classes and their methods to describe resources, pilots and tasks; create managers for both resources and tasks, and then launch the execution of the workload. The application waits for the workload to complete before returning control, making RP well suited for stand-alone applications as opposed to those which require interactive programming [44].

The API is implemented in pure Python and users import RP as a module in their Python applications.

The distributed, modular, and concurrent design of RP introduces complexities with both usability and performance overheads. We developed a tracer to enable postmortem performance analysis, collecting up to 200 unique events across RP components, and a profiling library called RADICAL-Analytics (RA). RA synchronizes traces’ timestamps and enables time series analysis that we use to characterize RP’s performance. The tracer adds some overhead, included in the results presented in this paper. By using buffered I/O and small data structures we can keep that overhead manageable. For example, a typical run of experiment 1 in §IV lasts  $1045.5 \pm 29.4s$  without tracing and  $1069.2 \pm 49.5s$  with tracing. Tracing thus increases the runtime of about 2.5%, and also slightly increases the noise of the measurements.

## IV. PERFORMANCE CHARACTERIZATION

We characterize the performance of RP with homogeneous and heterogeneous workloads, executing emulated, synthetic and real-world tasks implemented both as executables and Python function calls. We characterize the scaling and performance of RP in terms of mean time to execution (TTX) of the workload, compute resource utilization (RU), and RP Agent’s runtime overheads (OVH).

### A. Experiments Design

As seen in §III, Figs. 1 and 2, RP reduces every workload to the execution of a set of tasks on its Agent. The Agent retrieves tasks individually or in bulk and executes them on the previously acquired HPC resources. The execution of workloads requires the interplay of all RP components and their supporting infrastructure. As such, the characterization of TTX, RU and OVH depends on how each Agent component performs.

As explained in §I and §III, the Pilot abstraction and RP Agent enable the execution of tasks both concurrently and sequentially. Above a certain number of tasks, the workload cannot be executed with full concurrency, even on the largest HPC platforms currently available. In this situation, sequential “batched” execution incurs overheads determined by the systems and resources used to manage the execution.

Our experiments are designed to measure the overhead that the Agent, third-party systems, and the HPC platform add to the execution of the workload. Overhead captures the time spent *not* executing tasks while the resources were available to RP. This overhead determines a partial utilization of the available computing time for executing the workload and, therefore, a certain degree of inefficiency of its execution. We investigate its growth with increasing number of tasks and cores.

We designed five experiments to characterize the Agent performance when executing homogeneous and heterogeneous workloads. Experiment 1 measures the weak scaling of the Agent by maintaining a constant ratio of homogeneous tasks to resources. Experiment 2 measures the strong scaling by fixing the number of homogeneous tasks while varying the amount of resources. Experiments 3 and 4 also measure the weak and strong scaling of the Agent but for heterogeneous tasks, using multiple DVMs (§III) and improved scheduling algorithms to



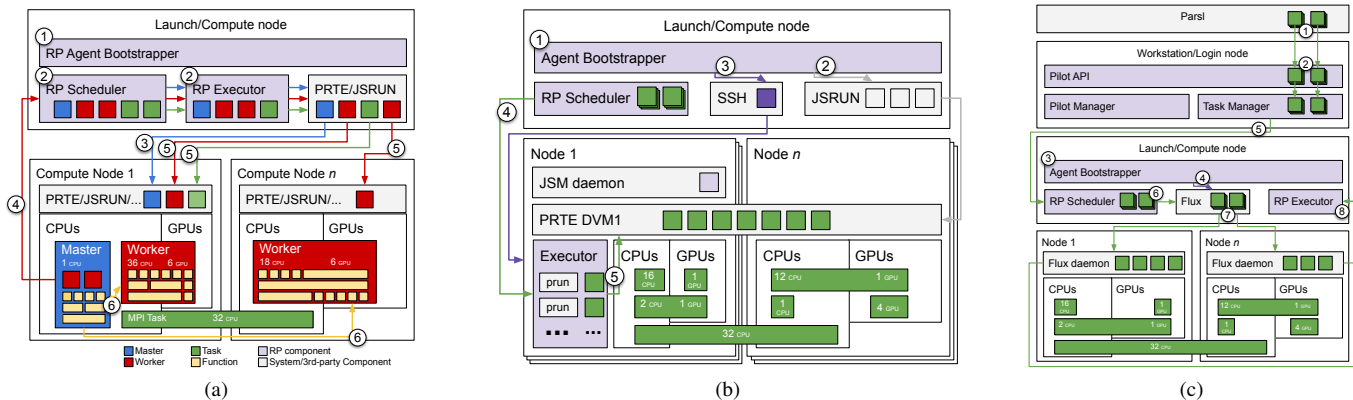


Fig. 3. Pilot-based task execution frameworks implemented using RADIAL-Pilot. Numbers indicates the process of task execution. Blue box = RAPTOR master; red box = RAPTOR worker; green box = tasks; purple box = RP component; gray box = third-party software component. (a) RAPTOR’s masters/workers are special type of tasks executed via the standard RP capabilities. (b) Each DVM spans multiple compute nodes and one RP Executor is used for each DVM to execute tasks on those compute nodes. (c) Integration with both user-facing (Parsl) and resource-facing (Flux) software systems, does not alter RP execution model: task are described in Parsl, scheduled by RP and placed and launched by Flux.

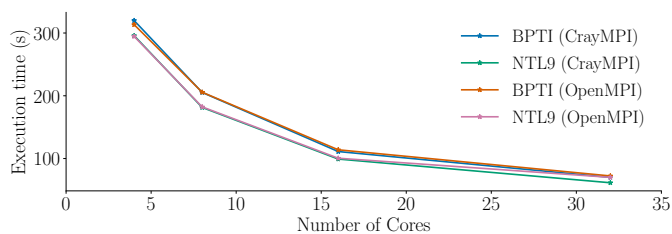


Fig. 4. BPTI, NTL9 scaling on Titan.

reach higher scale and better performance. Experiment 5 measures the performance of RP when using RAPTOR (§III) and a production workload. Together, experiments 1–5 characterize the performance of RP for diverse workloads, on diverse HPC platforms and at the largest scales that can be currently reached on HPC resources available to scientific research.

Experiments 1 and 2 execute a workload comprised of executable tasks simulating the molecular dynamics of the bovine pancreatic trypsin inhibitor (BPTI), a globular protein of 20,521 atoms when fully solvated. Fig. 4 shows the scaling behavior of GROMACS for workloads simulating BPTI and another protein NTL9 with 14,100 atoms to confirm the general scaling behavior. Although the simulations of both proteins scale sublinearly after 8 cores, 32 cores offer the best relative performance, as measured by execution time. With larger systems, scaling each task up to 64 cores can become optimal.

MD simulations with multiple GROMACS tasks executed on HPC machines can experience large performance fluctuations over the runtime. Such fluctuations would make the separation of RP overheads from resource fluctuations and runtime variations of the application’s tasks difficult, if not impossible. Thus, we profiled and emulated GROMACS simulations with Synapse [45]. Synapse profiles the compute, memory and I/O use of an executable and emulates them. Synapse reproduces the computing activities of the profiled executable, faithfully approximating its time to completion and resource utilization.

Synapse offers our experiments several advantages over the direct use of the executable it emulates: (1) simplified and self-contained deployment without third parties libraries and compilers dependencies; (2) high-fidelity replication of compute patterns of the emulated executables; (3) profiling capa-

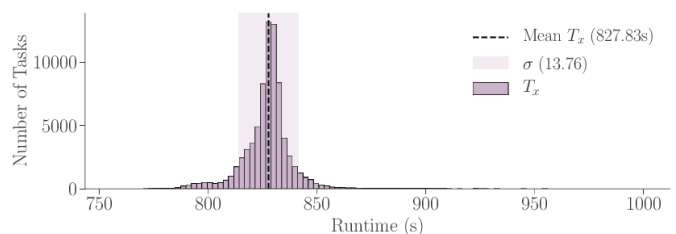


Fig. 5. Distribution of the TTX for Synapse emulation of BPTI.

bilities independent of third-parties applications; (4) control over the number of FLOPs executed; and (5) selective emulation of the type of profiled resources. As such, Synapse allows greater control, while simplifying deployment and data analysis without loss of generality of results.

We emulated the execution of a single GROMACS instance, simulating BPTI for  $\sim 250$ ps, the baseline in several studies. In this way, we controlled the runtime noise inherent to executing multiple instances of the same executable: we measured only the variance of Titan and the predictable variance of Synapse. Further, we did not emulate I/O activities as the performance fluctuations of Titan’s network file systems would have dominated our experimental results. Fig. 5 shows the narrow distribution of Synapse emulations’ runtime: the mean is 828s with a standard deviation of  $\pm 14$ s.

Experiments 3 and 4 execute a synthetic workload in which an executable can be configured to run for an arbitrary amount of time and on an arbitrary number of cores and/or GPUs, using MPI when spanning multiple compute nodes. In this way, we can characterize the weak and strong scaling of the Agent when concurrently executing tasks with four types of heterogeneity: amount and type of parallelism (scalar, MPI and multi-process/thread); type of required compute support; size; and duration. Together, these types of heterogeneity represent the requirements of the diverse use cases supported by RP and offer a worst case scenario for its performance analysis. Heterogeneity stresses the Agent Scheduler and Executor components more than homogeneous workloads or workloads with lesser types of heterogeneity.

Experiment 5 executes a production workload which simulates the docking of diverse ligands to a protein receptor. The experiment performs docking of  $126 \times 10^6$  molecules to the

3CLPro\_6LU7\_A\_1\_F receptor, using OpenEye Python function calls. This workload is a core stage of the DOE NVBL drug discovery pipeline [15] to find known drug molecules that can bind to the severe acute respiratory syndrome coronavirus 2 (SARS-CoV-2). Currently, to our knowledge, RP executes docking calculations at the largest scales, and a throughput rate that is twice that of highest published rate [46].

Table I shows the parameters of the five experiments. Experiment 1 consists of 8 runs designed to measure the weak scaling of RP Agent with the chosen workload on Titan. Each run executes between 32 and 4096 32-cores tasks on a single pilot with between 1024 and 131,072 cores. The ratio between the number of tasks executed and the amount of resources acquired is constant across the 8 runs of the experiment. All the tasks are thus executed concurrently in a single so-called ‘generation’, i.e., a single set of concurrent executions. As all the tasks have analogous overheads and all the tasks execute concurrently, the median of the ideal total execution time (TTX) of all the tasks should be analogous for all the 8 runs.

Experiment 2 has 3 runs which measure the strong scaling of RP Agent with the chosen workload on Titan. The ratio between number of tasks and number of cores of the pilot is the only difference with experiment 1: each run executes 16,384 tasks on a single pilot with between 16,384 and 65,536 cores. Because of the disparity between the number of cores required by the tasks and the number of pilot cores, the workload is executed on multiple generations, between 32 and 8.

Experiments 3 and 4 measure how RP Agent scales on Summit, the largest HPC machine currently available in the USA. We execute between 3098 and 24,784 tasks—heterogeneous for size, duration, and type of parallelism and compute support—on between 1024 and 4097 of the 4608 compute nodes available on Summit. Each compute node has 42 CPU cores and 6 GPUs, fully utilized and partitioned across our workload. For these experiments, we measure resource utilization (RU) and RP overheads (OVH). In presence of multiple heterogeneities, the ideal TTX of the workload depends on considering optimal scheduling policies. RP does not attempt to realize scheduling optimality as that would depend on the specifics of each workload and resource. Instead, RP balances the various performance trade offs so as to improve resource utilization across a variety of workloads and resources. Thus, RP privileges generality over optimality.

Experiments 3 and 4 also pose a feasibility challenge. Executing at the scale of near full Summit requires large amount of resource allocations that, in turn, might not be available on a production, leadership-class machine. Thus, we reduced the number of runs to two per experiment: a baseline run with a 1/4 of the total available compute nodes, and a run on almost the whole machine. Those runs, including the necessary testing and repeated runs for statistical confidence, consumed around 10,000 node hours, i.e., a full director discretionary allocation on Summit. Thus, we also limited the duration of the tasks to between 500s and 900s, reducing the pilot job walltime and thus resource allocation usage to the viable minimum.

Experiment 5 characterizes RP performance when executing 126,471,524 Python function calls via RAPTOR on 7000 of the 8008 available compute nodes of Frontera, the largest HPC



Fig. 6. **Experiments 1–2:** RP weak (top) and strong (bottom) scaling.

platform offered by NSF, for a total of 392,000 CPU cores. For the experiment, we used 70 masters and 6930 workers, i.e., 99 workers for each master. As we used the Texascale Days at TACC, we execute experiment 5 without incurring allocation limitations of experiments 3 and 4.

#### B. Experiments 1–2: Weak and Strong Scaling with Homogeneous Workloads on Homogeneous Resources

Fig. 6 shows the scaling of RP for the workloads of experiments 1 and 2 (Table I). An ideal TTX (broken line) represents execution time without RP and resource overheads, and corresponds to the mean value in Fig. 5. In experiment 1, the ratio between number of tasks and core is constant, enabling fully concurrent executions.

Fig. 6 (top) shows that the actual TTX scales almost linearly between 1024 and 4097 cores, and sublinearly between 4097 and 131,072 cores. The average value of TTX for runs with between 1024 and 4097 cores is  $922 \pm 14$  seconds (s), indicating an average overhead of 11% over the mean of the ideal TTX. This overhead grows between 18%/160% at 8192/131,072 cores.

Fig. 6 (bottom) shows the strong scaling of 16,384 tasks executed from 16,384 to 65,536 cores; this results in the number of generations varying from 32 to 8. When executed over 16,384, 32,816 and 65,536 cores, they have a TTX of  $27,794s \pm 70$ ,  $14,358s \pm 259$ , and  $7612s \pm 29$  respectively. The deviation from ideal TTX is relatively uniform across different pilot sizes ( $1,158s \pm 150$ ), which indicates that RP is less efficient at higher pilot core counts.

Fig. 7 shows RU for experiment 1 (first 8 bars) and experiment 2 (last 3 bars). RU is represented as the percentage of the available core-time spent executing the workload, RP components, third party software (i.e., ORTE, the lunch method used on Titan to execute tasks) or idling. Note the relation between TTX and RU: The more core-time is spent executing the workload, the shorter TTX.

Fig. 7 (first 8 bars) shows for experiment 1 a relatively constant percentage of core-time utilization for runs with between 32–128 tasks and 1024–4097 cores, consistent with TTX of

TABLE I  
EXPERIMENTS SETUP AND RESULTS. WEAK AND STRONG SCALING OF RADICAL-PILOT FOR HOMOGENEOUS TASKS (EXPERIMENTS 1–2), HETEROGENEOUS TASKS WITH MULTIPLE DVMS (EXPERIMENTS 3–4), AND PEAK PERFORMANCE OF RP AND RAPTOR (EXPERIMENTS 5).

| ID | HPC Platform | #Tasks            | #Generations | Task Runtime (s) | #Cores/Task | #GPU/Task | #Cores/Pilot    | #GPU/Pilot   | #Runs | Scaling | OVH (%) | RU (%) |
|----|--------------|-------------------|--------------|------------------|-------------|-----------|-----------------|--------------|-------|---------|---------|--------|
| 1  | Titan        | $2^5..12$         | 1            | $828 \pm 14$     | 32          | -         | $2^{10..17}$    | -            | 8     | Weak    | 9..26   | 81..34 |
| 2  | Titan        | $2^{14}$          | $2^5..3$     | $828 \pm 14$     | 32          | -         | $2^{14..16}$    | -            | 3     | Strong  | 9..5    | 85..93 |
| 3  | Summit       | 3098; 12,276      | 1            | 600..900         | 1..42       | 0; 6      | 43,008; 172,074 | 6144; 24,582 | 2     | Weak    | 7;9     | 77;41  |
| 4  | Summit       | 24,552; 24,784    | $\sim 8; 2$  | 500..600         | 1..42       | 0; 6      | 43,008; 172,074 | 6144; 24,582 | 2     | Strong  | 2;8     | 76;38  |
| 5  | Frontera     | $126 \times 10^6$ | $\sim 300$   | 1..120           | 1           | -         | 392,000         | -            | 1     | -       | 8       | 80..98 |

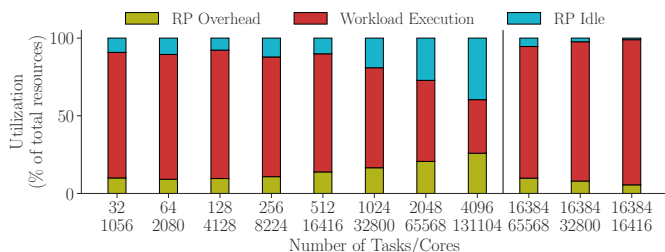


Fig. 7. **Experiments 1 and 2:** Resource utilization (RU) of RADICAL-Pilot. First 8 bars: experiment 1; Last 3 bars: experiment 2.

Fig. 6 (top). The percentage of utilization decreases with the growing of the number of tasks/cores, also consistent with Fig. 6 (top). Interestingly, our analysis of the traces shows that there are three main reasons for the decreasing of resource utilization: scheduling, ORTE and idling.

For experiment 2, Fig. 7 (last 3 bars) shows progressively shorter values for RP scheduling, ORTE and idling for runs with multiple generations (as defined in §IV-A). When tasks of one generation terminate, those of the following generation immediately start executing. This eliminates the idling of cores for all generations but the last. Further, RP and ORTE overheads increase with the number of cores, indicating that the reduced performance of RP measured in Fig. 6 (top) depends on the size of the pilot. Note that the more generations in a strong scaling run, the longer the runtime and that, the longer the runtime, the less relevant RP Overhead and RP Idle become for the percentage of overall resource utilization.

Together, the data of experiments 1 and 2 show that the challenges of scaling homogeneous task execution beyond 4097 cores mostly depends on the efficiency of RP’s scheduler and of ORTE’s launching system at managing concurrent executions on pilot of growing size.

### C. Improving Performance and Scale

Fig. 8 clarifies the relation between the performance of the Scheduler and the Executor, the two Agent components that, alongside ORTE, contribute to RP’s overhead in experiments 1 and 2. We measure the time spent by each task in each component of the Agent. Tasks are pulled from RP DB into the Scheduler’s queue (Fig. 8, DB Bridge Pulls, black); after, the Scheduler queues each task into an Executor (Fig. 8, Scheduler Queues Task, blue); the Executor starts processing the queued task (Fig. 8, Executor Starts, orange), starting task’s executable (Fig. 8, Executable Starts, green) and waiting for it to stop (Fig. 8, Executable Stops, red) executing. Finally, the Executor marks the task as done (Fig. 8, Task Spawn Returns, purple).

Fig. 8 shows that all the tasks of the workload, pulled in bulk from the DB (DB Bridge Pulls), enter Scheduler’s queue

approximately at the same time; i.e., all the tasks are approximately at the same height compared to the y-axis, forming an almost horizontal “line”, parallel to the x-axis. The angle between the black line (DB Bridge Pull) and the blue line (Scheduler Queues Task) is a measure of the time taken by RP to schedule each task. The wider the angle, the more time scheduling takes. Ideally, tasks should be immediately scheduled for execution as in experiment 1 there are as many cores available as needed by all the tasks.

Fig. 8 also shows two overheads in Executor that depend on ORTE and not RP: (1) the time spent to prepare a task for its execution (Executor Starts), i.e., the time between when a task is passed to ORTE and when it starts to execute; and (2) the time required for the Executor to be informed that a task has been executed (Task Spawns Return), i.e., the time from when a task stops executing and the time when ORTE passes a message to the Executor about the task being done or failed. The mean time to prepare the execution of 512 tasks on 16,384 cores is  $37s \pm 9$ ;  $37s \pm 6$  with 1024 tasks/32,768 cores;  $35s \pm 8$  with 2048 tasks/65,536 cores; and  $41s \pm 30$  with 4096 tasks/131,072 cores. Thus, in spite of the high jitter, the mean is essentially invariant across scales.

The Executor takes variable amount of time to acknowledge that the execution of a task has completed. This variance increases with scale, depending on the time taken by ORTE to communicate with RP about the task’s state and the time taken to process the message. The distribution of the Task Spawn Returns event is both broad and long-tailed across all the scales. The mean time to communicate the completion of 512 tasks on 16,384 cores is  $29s \pm 16$ ;  $34s \pm 28$  with 1024 tasks/32,768 cores;  $59s \pm 46$  with 2048 tasks/65,536 cores; and  $135s \pm 107$  with 4096 tasks/131,072 cores.

Based on that analysis, we improved RP performance by implementing a more efficient scheduling algorithm, using PRORTE instead of ORTE and reducing the time spent idling while resources are available to execute tasks. Experiments 3 and 4 measure the improved performance at scale of RP and execute heterogeneous workloads on heterogeneous resources, moving away from the homogeneity of experiments 1 and 2. Note that, due to the workload, platform, RP scheduler and RP executor, the results of experiments 1 and 2, and 3 and 4 are not directly comparable.

### D. Experiments 3–4: Weak and Strong Scaling with Heterogeneous Tasks on Heterogeneous Resources

Fig. 9 shows RP resource utilization (RU) for experiments 3 and 4. *Pilot Startup* (blue) shows the time in which the resources are blocked while RP starts up; and *Warmup* (orange) the time in which resources are blocked by RP while collecting



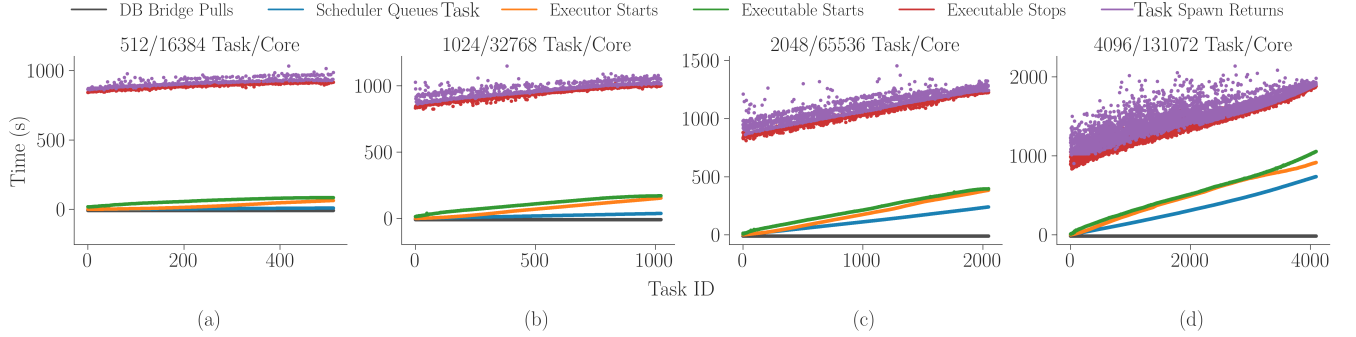


Fig. 8. **Experiments 1:** Tasks events. Scheduler (blue) and Executor (purple) events limit the weak scaling of RP. Different Y axes to improve readability.

tasks and scheduling them for execution. *Prepare Exec* (purple) indicates the resources blocked while waiting for PRRTE to initiate task execution; *Exec Cmd* (black) marks the time in which tasks use resources for execution; and *Idle* (green) the time in which available resourced idled.

Compared to experiments 1 and 2, we improved the scheduler performance from 6 to 300 tasks/s, eliminated the delay in the acknowledgment of task completion by using PRRTE instead of the now deprecated ORTE, and partitioned the execution across multiple DVMs. As a result, RP scheduled 3098 tasks on 1024 compute nodes (43,008 cores/6144 GPUs) in  $\sim 10$ s (Fig. 9a, yellow area) and 12,276 tasks on 4097 compute nodes (172,074 cores/24,582 GPUs) in  $\sim 100$ s (Fig. 9b, yellow area), achieving linear scaling performance. Both runs used PRRTE with up to 256 nodes per DVM, thus 4 DVMs for 1024 nodes and 16 DVMs for 4097 nodes with 1 node reserved to RP Agent. In this configuration, we measured a negligible overhead for acknowledging task completion and thus addressed the performance issue measured with ORTE. Note that in the second run of experiment 3, two DVMs failed (Fig. 9b, unused resources on the top) but, due to RP fault-tolerance, all the tasks were executed on the remaining DVMs.

Figs. 9a and b show that, once RP Executor has passed the tasks to PRRTE, the time PRRTE takes to launch those tasks increases with the number of the available resources (purple area). Based on Ref. [47], we know that PRRTE and DVM overheads are relatively small when managing up to 16,000 tasks on up to 400 Summit compute nodes. Our analysis confirmed that the observed performance degradation depends on the performance of the file system. When executing at full capacity, the distributed filesystem on which PRRTE is installed shows that it was not designed and optimized for large amounts of (relatively) small concurrent I/O. This problem might be mitigated by installing PRRTE on each compute node when bootstrapping RP but that would affect both overheads and resource utilization.

Experiment 3 runs reached 77% and 41% resource utilization with 3098/12,276 tasks and 1024/4097 nodes respectively. The lower utilization of the run with 4097 nodes is due to the file system overheads described above: the delayed starting of task execution wastes resource availability but also increases the time spent waiting for those tasks to complete (Fig. 9b, green area). As a consequence of how HPC resource managers work, RP has to wait for all the tasks to complete before releasing all the acquired resources. Another  $\sim 10\%$  of utilization

is lost due to the failure of 1148 tasks. That is mostly due to PRRTE mishandling processes under the pressure of concurrency, something that needs to be improved in PRRTE/PMIX.

Figs. 9c and 9d confirm that improved scheduling rate and reduced PRRTE task acknowledging time hold also with the strong scaling runs of experiment 4. RP reached 76% resource utilization with 24,784 tasks / 1024 nodes and 38% with 24,552 tasks / 4097 nodes. The filesystem issues already observed in experiment 3 multiply in experiment 4 due to the presence of multiple generations (Fig. 9d, multiple purple areas) and compound to the overheads of managing workload heterogeneity over multiple generations, affecting the overall resource utilization. RP scheduler could use better bin packing algorithms but the best results would require accurate task duration estimation which is difficult to obtain in production scenarios. Currently, the best approach would be to use RP multi-pilot capabilities to partition the workload across 4 independent pilots and benefit from the better performance measured with 1024 nodes.

RP overhead (OVH) for experiments 3 and 4 is: 61s (3098 tasks / 1024 nodes), 131s (12,276 tasks / 4097 nodes), 115s (24,784 tasks / 1024 nodes), and 251s (24,552 tasks / 4097 nodes). Barring the scheduling overhead (yellow areas in Fig. 9) most of the overhead is due to the time taken to bootstrap the agent (blue areas in Fig. 9). Bootstrap overhead is invariant to walltime and thus it becomes less relevant for production-grade workloads that usually run for many hours. In Fig. 9d, PRRTE took more time than usual to tear down the DVMs (green area), increasing the OVH of that run.

Overall, the performance and scalability limits outlined by experiments 3 and 4 are those of PRRTE/PMIX which we use as system execution layer. RP itself behaves as expected: it timely schedules tasks and passes them on to the execution layer. It should also be noted that Summit’s native execution layer (`LFSF/jrun`) has much lower scalability limits of about 800 concurrent tasks [47].

Resources partitioning is the way forward to improve the performance of RP on the upcoming exascale platforms, while reducing the impact of other systems’ overheads as experienced with PRRTE. We will partition RP Agent, add a Metascheduler component and deploy a Scheduler and Executor for each partition. The size and lifespan of each partition will be dynamic, allowing to minimize the amount of resources assigned to each partition, based on the requirements of the tasks that will execute on those resources. Barring workloads

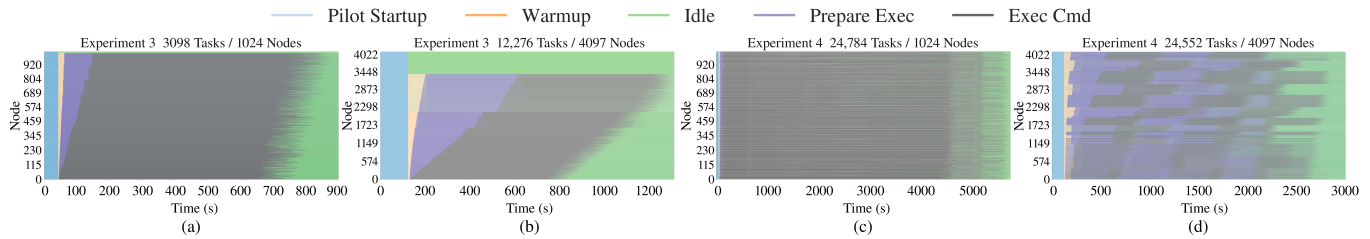


Fig. 9. **Experiments 3–4:** Weak (a,b) and strong (c,d) scaling of RP resource utilization when executing 3098, 12,276, 24,784 and 24,552 tasks on 1024 and 4097 Summit compute nodes. Tasks are heterogeneous for duration, number of CPUs/GPUs, number of threads/processes, and use of MPI.

with unusually large MPI tasks and given the current capabilities of HPC platforms, the aggregated performance of all the partitions will be higher than that of a single, machine-wide partition. That is the approach we started to explore with multiple DVMs and multiple masters/workers in experiment 5.

#### E. Experiment 5: Function Calls Execution on Multiple Pilots

Fig. 10 shows resource utilization (Fig. 10a), task execution concurrency (Fig. 10b) and task execution rate (Fig. 10c) over the time taken by RP and RAPTOR to execute the 126,471,524 OpenEye Python function calls of experiment 5. Partitioning the resources across 70 masters, each managing 99 workers, RP and RAPTOR utilize 90% of the available resources, reaching 98% utilization after  $\sim 300$ s and keeping that rate for  $\sim 3000$ s, i.e., 80% of the overall runtime. RP takes less than 300s to bootstrap and to launch the 70 masters and 6930 workers. The tapering down of the resource utilization towards the end of the execution depends on the differences in each of the data processed by the function call (i.e., the physical properties of the receptor that is docked) and on the progressive exhaustion of the calls that still need to be executed.

Figs. 10b and 10c are consistent with the resource utilization plotted in Fig. 10a. After initial warm up, RP and RAPTOR reach steady state, executing  $\sim 390,000$  concurrent tasks/s at every point in time until the 3000s mark of the runtime, saturating the available 392,000 cores. Task execution rate indicates the number of tasks completed over time and Fig. 10c shows that it averages 37,000 tasks/s with peaks of 40,000 tasks/s. This is consistent with the concurrency rate, the average task execution time of 34s, the number of cores concurrently available and the total number of tasks to compute.

Experiment 5 and the use of multiple masters and workers confirms what already observed with experiments 3 and 4: partitioning of resources is a promising approach to limit global overheads, while improving resource utilization within each partition. Further, our experiments on Frontera showed the importance of tailoring the HPC platform capabilities to the requirements of many-tasks workflows. TACC system administrators configured one of the shared filesystem so to better support the load of our type of workload, and tailored libraries and Python to reduce I/O to a minimum.

## V. CONCLUSIONS

Software systems implementing the Pilot abstraction [6] provide the conceptual and functional capabilities to support the scalable execution of workloads comprised of many heterogeneous tasks. Whereas there are multiple Pilot systems, they are geared towards either specific workloads or platforms.

Against this backdrop, RADICAL-Pilot (RP) brings together conceptual advances [6] with systems and software engineering [13] showing potential for portability, extensibility and performance at extreme scale.

This paper describes RP’s design and implementation (§III), and characterizes the performance of its Agent module on past and present HPC leadership-class machines for homogeneous, heterogeneous and production workloads (§IV). Although RP works on multiple platforms, we focused our experiments on existing leadership-class platforms that offer the highest degree of concurrency both for CPUs cores and GPUs, and that are precursors to the first generation of exascale platforms. The experiments discussed in §IV benefited from RP’s support for tracing and profiling. Using RADICAL-Analytics, we were able to pinpoint and reduce RP overheads while isolating performance bottleneck of the HPC platform and third-party software tools.

Experiments 1 and 2 in §IV outlined the relevant scheduling performance, the limitations of launching systems and, ultimately, indicated the need to partition resources at different logical levels. Experiment 3 and 4 showed that by addressing those limitations, we were able to scale workload executions on the largest HPC platform with heterogeneous compute resources. Further, experiments 3 and 4 also showed how RP can manage multiple dimensions of heterogeneity at large scales, without incurring limiting overheads. Finally, experiment 5 showed how RP can be effectively and efficiently used to execute hundred of millions of Python function calls on NSF Frontera. In fact, RP enabled approximately  $150 \times 10^6$  docks/hour, about two times the highest known published rate [46].

The focus of this paper has been on the direct execution of workloads on HPC machines, but RP also forms the middleware and runtime system for a range of other tools and libraries, already used in production. RP was designed following the ‘building blocks approach’, enabling integration with third-party software systems such as Parsl, Swift, PanDA and Flux. RP is available for immediate use on many HPC platforms [48], accompanied with documentation and an active developer-user community.

This paper offers several indications of what is needed to enable the execution of heterogeneous workloads on the upcoming exascale HPC platforms. Partitioning executions across multiple third-party launchers (e.g., DVMs) proven to be effective but limited due to the overheads posed by load balancing among different launchers. We plan to implement multiple levels of partitioning at the Agent, Scheduler and Executor level. In this way, we will benefit from multi-stage placement,

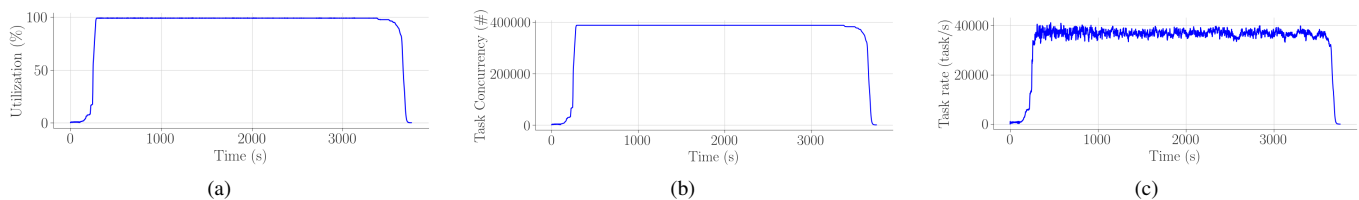


Fig. 10. **Experiments 5:** RP (a) resource utilization (RU), (b) execution concurrency (EC) and (c) task execution rate (TR) with RAPTOR when executing 126,471,524 OpenEye Python function calls on 7000 compute nodes/392,000 cores of Frontera with 70 master and 99 workers per master. RU = 90%; EC =  $4 \times 10^5$  steady state; TR =  $144 \times 10^6$ /hour peak.

not only distributing the overheads across different subsystems but also decoupling, as much as possible, the magnitude of the overheads from the scale of the concurrency at which the workload will be executed. Further, this approach will also improve error handling, fault tolerance and resilience.

Another important message of this paper is the need for considering heterogeneous workloads, and thus workflows, as a first-order priority of the exascale roadmap. As pointed out in the introduction, such workflows are becoming ubiquitous in many scientific domains and the demand for scale and performance had reached critical mass. The performance limits of Summit’s file system measured in §IV, Experiment 3, underline the importance of considering the requirements of heterogeneous, many-task workflows when designing the upcoming exascale machines.

This paper also shows the importance of producing a benchmark suite for pilot systems and HPC platforms. Currently, it is difficult if not impossible to compare RP performance to other pilot systems because the lack of common metrics, analogous task implementations, and effective ways to isolate a platform, pilot system and task overheads. Further, a benchmark suite would also be necessary to validate the effectiveness of future HPC platforms in supporting diverse workflows. Proposed performance enhancements of RP will benefit from such benchmarks, while being the runtime system of workflow benchmarks used in the procurement of future leadership platforms.

**Acknowledgements** This research is supported by NSF RADICAL-Cybertools (NSF-1931512) and SCALE-MS (NSF-1835449), ECP CANDLE and ExaWorks, and the Exascale Computing Project (17-SC-20-SC) at BNL (contract DESC0012704). This research used OLCF resources at ORNL (contract DE-AC05-00OR22725), and NSF XSEDE resources (allocation TGMCB090174). We thank TACC for the opportunity for scaling runs during the TexaScale days. We thank Mark Santcroos and Manuel Maldonado for early stage contributions.

**Experiments** Data and analysis scripts can be found at: <https://github.com/radical-experiments/rp.paper>

## REFERENCES

- [1] K. Antypas, B. Austin, T. Butler, R. Gerber, C. Whitney, N. Wright, W.-S. Yang, and Z. Zhao, “Nersc workload analysis on hopper,” *Lawrence Berkeley National Laboratory, Tech. Rep.*, vol. 6804, pp. 1–15, 2013.
- [2] Z. Liu, R. Lewis, R. Kettimuthu, K. Harms, P. Carns, N. Rao, I. Foster, and M. E. Papka, “Characterization and identification of hpc applications at leadership computing facility,” in *Proceedings of the 34th ACM International Conference on Supercomputing*, 2020, pp. 1–12.
- [3] L. et al., Casalino, “Ai-driven multiscale simulations illuminate mechanisms of sars-cov-2 spike dynamics,” *The International Journal of High Performance Computing Applications*, 2021.
- [4] W. Jia, H. Wang, M. Chen, D. Lu, L. Lin, R. Car, W. E, and L. Zhang, “Pushing the limit of molecular dynamics with ab initio accuracy to 100 million atoms with machine learning,” in *2020 SC20: International Conference for High Performance Computing, Networking, Storage and Analysis*. IEEE Computer Society, 2020, pp. 47–60.
- [5] E. Hwang, S. Kim, T.-k. Yoo, J.-S. Kim, S. Hwang, and Y.-r. Choi, “Resource allocation policies for loosely coupled applications in heterogeneous computing systems,” *IEEE Transactions on Parallel and Distributed Systems*, vol. 27, no. 8, pp. 2349–2362, 2016.
- [6] M. Turilli, M. Santcroos, and S. Jha, “A comprehensive perspective on pilot-job systems,” *ACM CSUR*, vol. 51, no. 2, pp. 1–32, 2018.
- [7] P.-H. Chiu and M. Potekhin, “Pilot factory—a condor-based system for scalable pilot job generation in the panda wms framework,” in *Journal of Physics: Conference Series*, vol. 219, no. 6. IOP Publishing, 2010.
- [8] E. Deelman, T. Peterka, I. Altintas, C. D. Carothers, K. K. van Dam, K. Moreland, M. Parashar, L. Ramakrishnan, M. Taufer, and J. Vetter, “The future of scientific workflows,” *The International Journal of High Performance Computing Applications*, vol. 32, no. 1, pp. 159–175, 2018.
- [9] A. Merzky, M. Turilli, M. Maldonado, M. Santcroos, and S. Jha, “Using pilot systems to execute many task workloads on supercomputers,” in *Workshop on Job Scheduling Strategies for Parallel Processing*. Springer, 2018, pp. 61–82.
- [10] J. Dakka, M. Turilli, D. W. Wright, S. J. Zasada, V. Balasubramanian, S. Wan, P. V. Coveney, and S. Jha, “High-throughput binding affinity calculations at extreme scales,” *BMC bioinformatics*, vol. 19, no. 18, pp. 33–45, 2018.
- [11] D. Oleynik, S. Panitkin, M. Turilli, A. Angius, S. Oral, K. De, A. Klimentov, J. C. Wells, and S. Jha, “High-throughput computing on high-performance platforms: A case study,” in *2017 IEEE 13th International Conference on e-Science (e-Science)*. IEEE, 2017, pp. 295–304.
- [12] M. Turilli, Y. N. Babuji, A. Merzky, M. T. Ha, M. Wilde, D. S. Katz, and S. Jha, “Evaluating distributed execution of workloads,” in *IEEE 13th International Conference on e-Science*, Oct 2017, pp. 276–285.
- [13] M. Turilli, V. Balasubramanian, A. Merzky, I. Paraskevagos, and S. Jha, “Middleware building blocks for workflow systems,” *Computing in Science & Engineering*, vol. 21, no. 4, pp. 62–75, 2019.
- [14] D. H. Ahn, J. Garlick, M. Grondona, D. Lipari, B. Springmeyer, and M. Schulz, “Flux: A next-generation resource management framework for large hpc centers,” in *2014 43rd International Conference on Parallel Processing Workshops*. IEEE, 2014, pp. 9–17.
- [15] H. et al., Lee, “Scalable hpc & ai infrastructure for covid-19 therapeutics,” in *Proceedings of the Platform for Advanced Scientific Computing Conference*, 2021, pp. 1–13.
- [16] L. V. Kale and S. Krishnan, “Charm++ a portable concurrent object oriented system based on c++,” in *Proceedings of the eighth annual conference on Object-oriented programming systems, languages, and applications*, 1993, pp. 91–108.
- [17] H. Kaiser, T. Heller, B. Adelstein-Lelbach, A. Serio, and D. Fey, “Hpx: A task based programming model in a global address space,” in *Proceedings of the 8th International Conference on Partitioned Global Address Space Programming Models*, 2014, pp. 1–11.
- [18] R. D. Blumofe, C. F. Joerg, B. C. Kuszmaul, C. E. Leiserson, K. H. Randall, and Y. Zhou, “Cilk: An efficient multithreaded runtime system,” *ACM SigPlan Notices*, vol. 30, no. 8, pp. 207–216, 1995.
- [19] J. Preto and C. Clementi, “Fast recovery of free energy landscapes via diffusion-map-directed molecular dynamics,” *Physical Chemistry Chemical Physics*, vol. 16, no. 36, pp. 19181–19191, 2014.
- [20] T. E. Cheatham III and D. R. Roe, “The impact of heterogeneous computing on workflows for biomolecular simulation and analysis,” *Computing in Science & Engineering*, vol. 17, no. 2, pp. 30–39, 2015.
- [21] R. Pordes et al., “The Open Science Grid,” *J. Phys.: Conf. Ser.*, vol. 78, no. 1, p. 012057, 2007.
- [22] T. Maeno and et al, “Evolution of the ATLAS PanDA workload management system for exascale computational science,” in *Proceedings of the 20th International Conference on Computing in High Energy and*




- Nuclear Physics (CHEP2013)*, *Journal of Physics: Conference Series*, vol. 513(3). IOP Publishing, 2014, p. 032062.
- [23] I. Sfiligoi, “glideinWMS—a generic pilot-based workload management system,” in *Proceedings of the international conference on computing in high energy and nuclear physics (CHEP2007)*, *Journal of Physics: Conference Series*, vol. 119(6). IOP Publishing, 2008, p. 062044.
- [24] A. Casajus, R. Graciani, S. Paterson, A. Tsaregorodtsev *et al.*, “DIRAC pilot framework and the DIRAC Workload Management System,” in *Proceedings of the 17th International Conference on Computing in High Energy and Nuclear Physics (CHEP09)*, *Journal of Physics: Conference Series*, vol. 219(6). IOP Publishing, 2010, p. 062049.
- [25] A. Harutyunyan, J. Blomer, P. Buncic, I. Charalampidis, F. Grey, A. Karneyeu, D. Larsen, D. L. González, J. Lisec, B. Segal *et al.*, “Cernvm co-pilot: an extensible framework for building scalable computing infrastructures on the cloud,” in *Journal of Physics: Conference Series*, vol. 396, no. 3. IOP Publishing, 2012, p. 032054.
- [26] I. Raicu, Y. Zhao, C. Dumitrescu, I. Foster, and M. Wilde, “Falkon: a Fast and Light-weight task execution framework,” in *Proceedings of the 8th ACM/IEEE conference on Supercomputing*. ACM, 2007, p. 43.
- [27] A. Jain, S. P. Ong, W. Chen, B. Medasani, X. Qu, M. Kocher, M. Brafman, G. Petretto, G.-M. Riganese, G. Hautier *et al.*, “FireWorks: a dynamic workflow system designed for high-throughput applications,” *Concurrency and Computation: Practice and Experience*, 2015.
- [28] A. J. Rubio-Montero, E. Huedo, F. Castejón, and R. Mayo-García, “Gwpilot: Enabling multi-level scheduling in distributed infrastructures with gridway and pilot jobs,” *Future Generation Computer Systems*, vol. 45, pp. 25–52, 2015.
- [29] Y. Babuji, A. Woodard, Z. Li, D. S. Katz, B. Clifford, R. Kumar, L. Lacinski, R. Chard, J. M. Wozniak, I. Foster *et al.*, “Parsl: Pervasive parallel programming in python,” in *Proceedings of the 28th International Symposium on High-Performance Parallel and Distributed Computing*, 2019, pp. 25–36.
- [30] E. Deelman, K. Vahi, G. Juve, M. Rynge, S. Callaghan, P. J. Maechling, R. Mayani, W. Chen, R. F. Da Silva, M. Livny *et al.*, “Pegasus: a workflow management system for science automation,” *Future Generation Computer Systems*, vol. 46, pp. 17–35, 2015.
- [31] E. Deelman, G. Singh, M.-H. Su, J. Blythe, Y. Gil, C. Kesselman, G. Mehta, K. Vahl, G. B. Berriman, J. Good, A. Laity, J. C. Jacob, and D. S. Katz, “Pegasus: A framework for mapping complex scientific workflows onto distributed systems,” *Scientific Programming*, vol. 13, no. 3, pp. 219–237, 2005.
- [32] M. Albrecht, P. Donnelly, P. Bui, and D. Thain, “Makeflow: A portable abstraction for data intensive computing on clusters, clouds, and grids,” in *Proceedings of the 1st ACM SIGMOD Workshop on Scalable Workflow Execution Engines and Technologies*. ACM, 2012, p. 1.
- [33] P. Bui, D. Rajan, B. Abdul-Wahid, J. Izaguirre, and D. Thain, “Work Queue + Python: A framework for scalable scientific ensemble applications,” in *Workshop on Python for High Performance and Scientific Computing at SC11*, 2011.
- [34] Y. Zhao, M. Hategan, B. Clifford, I. Foster, G. Von Laszewski, V. Nefedova, I. Raicu, T. Stef-Praun, and M. Wilde, “Swift: Fast, reliable, loosely coupled parallel computation,” in *2007 IEEE Congress on Services (Services 2007)*. IEEE, 2007, pp. 199–206.
- [35] M. Hategan, J. Wozniak, and K. Maheshwari, “Coasters: uniform resource provisioning and access for clouds and grids,” in *Proceedings of the 4th IEEE International Conference on Utility and Cloud Computing (UCC)*. IEEE, 2011, pp. 114–121.
- [36] J. M. Wozniak, M. Wilde, and D. S. Katz, “Jets: Language and system support for many-parallel-task workflows,” *Journal of grid computing*, vol. 11, no. 3, pp. 341–360, 2013.
- [37] S. Simmerman, J. Osborne, and J. Huang, “Eden: Simplified management of atypical high-performance computing jobs,” *Computing in Science & Engineering*, vol. 15, no. 6, pp. 46–54, 2013.
- [38] M. Karo, R. Lagerstrom, M. Kohnke, and C. Albing, “The application level placement scheduler,” *Cray User Group*, pp. 1–7, 2006.
- [39] J. Gyllenhaal, T. Gamblin, A. Bertsch, and R. Musselman, “Enabling high job throughput for uncertainty quantification on BG/Q,” *IBM HPC Systems Scientific Computing User Group (SCICOMP)*, 2014.
- [40] TaskFarmer, <https://docs.nersc.gov/jobs/workflow/taskfarmer/>, accessed: 2021-06-07.
- [43] RADICAL-Pilot API, <https://radicalpilot.readthedocs.io/en/stable/apidoc.html>, accessed: 2021-06-07.
- [41] Wraprun, <https://www.olcf.ornl.gov/olcf-resources/rd-project/wraprun/>, accessed: 2021-06-07.
- [42] A. Merzky, O. Weidner, and S. Jha, “SAGA: A standardized access layer to heterogeneous distributed computing infrastructure,” *SoftwareX*, vol. 1, pp. 3–8, Sep., 2015.
- [44] RADICAL-Pilot examples, <https://github.com/radical-cybertools/radical-pilot/tree/devel/examples>, accessed: 2021-06-07.
- [45] A. Merzky, M. T. Ha, M. Turilli, and S. Jha, “Synapse: Synthetic application profiler and emulator,” *Journal of computational science*, vol. 27, pp. 329–344, Jul., 2018.
- [46] J. V. Vermaas, A. Sedova, M. Baker, S. Boehm, D. Rogers, J. Larkin, J. Glaser, M. Smith, O. Hernandez, and J. Smith, “Supercomputing pipelines search for therapeutics against covid-19,” *Computing in Science & Engineering*, 2020.
- [47] M. Turilli, A. Merzky, T. Naughton, W. Elwasif, and S. Jha, “Characterizing the performance of executing many-tasks on summit,” in *IEEE/ACM 3rd Annual Workshop on Emerging Parallel and Distributed Runtime Systems and Middleware (IPDRM)*. IEEE, 2019, pp. 18–25.
- [48] RADICAL-Pilot Github Project, <https://github.com/radical-cybertools/radical.pilot>, accessed: 2021-06-07.



**Andre Merzky** Andre Merzky received his diploma in Physics in 1998 at the Humboldt University in Berlin. He has worked since on Grid-related topics concerning data management, visualization, distributed and high performance computing. He is architect and lead developer of RADICAL-Pilot.



**Matteo Turilli** Matteo Turilli is Assistant Research Professor at Rutgers University, Electrical & Computer Engineering Department. His research focuses on merging high-throughput and high-performance computing, enabling the execution of heterogeneous workflows on among the largest computing platforms in the world. He holds a DPhil in Computer Science from the University of Oxford, UK.



**Mikhail Titov** Mikhail Titov is a Research Associate at Rutgers University. He pursued his PhD degree in Computer Science at the University of Texas at Arlington in 2016. Since 2008, he is an Associated member of the personnel (Scientist) at the European Organization for Nuclear Research (CERN, Geneva, Switzerland). His research areas are grid computing, cloud computing, high performance computing, data mining, machine learning, modeling and simulation.



**Aymen Al-Saadi** Aymen Al-Saadi is a PhD student and Junior Research Developer of the RADICAL group. Before that he earned his master degree in Computer Engineering from Rutgers University. His research focus currently lies on high throughput function execution in HPC contexts.



**Shantenu Jha** Shantenu Jha is a Professor of Computer Engineering at Rutgers University and the Chair of the Department (Center) for Data Driven Discovery at Brookhaven National Laboratory. He was appointed a Rutgers Chancellor’s Scholar in 2015. Shantenu’s research interests are at the intersection of high-performance distributed computing and computational & data-driven science.