

Minimum Long-Loop Feedback Vertex Set and Network Dismantling

Tianyi Li^{1,*}, Pan Zhang^{2,3,4,†} and Hai-Jun Zhou^{2,5,6‡}

¹*System Dynamics Group, Sloan School of Management, Massachusetts Institute of Technology*

²*CAS Key Laboratory for Theoretical Physics, Institute of Theoretical Physics,
Chinese Academy of Sciences, Beijing 100190, China*

³*School of Fundamental Physics and Mathematical Sciences,
Hangzhou Institute for Advanced Study, UCAS, Hangzhou 310024, China*

⁴*International Centre for Theoretical Physics Asia-Pacific, Beijing/Hangzhou, China*

⁵*School of Physical Sciences, University of Chinese Academy of Sciences, Beijing 100049, China*

⁶*MinJiang Innovative Center for Theoretical Physics, MinJiang University, Fuzhou 350108, China*
(Dated: March 15, 2021)

Network dismantling aims at breaking a network into disconnected components, and attacking vertices that intersect with many loops has proven to be a most efficient strategy. But the existing loop-focusing methods treat the short loops within densely connected local clusters (e.g., cliques) as equally important as the long loops connecting different clusters. Here we propose for highly clustered artificial and real-world networks a bipartite factor-graph formulation that retains all the long loops while simplifies the local dense clusters as individual factor nodes. We develop a mean-field theory for the associated long-loop feedback vertex set problem and apply its message-passing equation as a solver for network dismantling. The proposed factor-graph loop algorithm outperforms the current state-of-the-art graph loop algorithms by a considerable margin on various real networks. Further improvement in dismantling performance is achievable by optimizing the choice of the local dense clusters.

Network dismantling is the optimization version of the celebrated site percolation problem. It aims at breaking a network into many disconnected components with the minimum number of vertex deletions [1–8]. Dismantling a network essentially means demolishing all its long-range loops and it is deeply connected to the concept of feedback vertex set (FVS, a set of vertices whose removal will break all the loops in the network [1]). The dismantling problem is rooted in many structural and dynamical issues of network science, for example contagion spreading and vaccination [9, 10], vital vertex identification [11, 12], control of complex systems [13, 14], and network robustness enhancement [15]. Many different types of heuristic algorithms were proposed over the past years to solve this important problem [16–21]. Among them some of the most efficient and best-performing ones (BPD [4, 7], MinSum [5], CoreHD [16, 17]) are FVS-based iterative processes that delete the vertices deemed most vital for loop integrity. The dismantling and FVS problems are equivalent for artificially generated random networks of which most loops are long-range ones [1], naturally the FVS strategy is optimal for dismantling such networks [4, 5].

Triangles and other short-range loops are however abundant in real-world networks, leading to densely connected local clusters and communities [22–28], which are often desirable not to split into different parts. Deleting vertices that are highly involved in short-range loops within the dense local regions will also increase the cost of dismantling such real networks [10, 21]. It should be more advantageous to delete those articulation points linking different local clusters/communities [21, 29], yet all the present FVS-based methods do not distinguish between short-range and long-range loops.

In this Letter, we design a long-loop FVS model system and present an improved FVS approach to network dismantling. Our model represents locally dense clusters as factors in a bipartite factor-graph and intentionally neglects all the loops within these specified clusters. Many short-range loops of the original network therefore are absent in the constructed factor-graph, while all the long-range loops are preserved. We derive a coarse-grained (two-state) message-passing equation for this model to evaluate the impact of deleting a vertex to the long-range loop structure, and use this equation as a solver for dismantling artificial and real-world highly clustered networks. We find that even if only the shortest loops in cliques of three and four vertices are explicitly excluded, our factor-graph model already leads to remarkable and consistent improvements in dismantling performance as compared with the conventional network model. Our theoretical framework leaves room for the optimal design of the factor-graphs.

Factor-graph construction.— Given a simple network G of N vertices and M undirected edges between these vertices, which contains many densely connected local clusters/communities and also long-range loops, our objective is to delete a minimum number of vertices to break the long loops while preserving the local loopy structures as intact as possible. To minimize the distracting effects of the short loops to our long-loop breaking algorithms, we introduce a set of factors and expand the original network into a bipartite factor-graph, \mathcal{G} (Fig. 1). Each factor (square) a of \mathcal{G} represents a cluster of G which is a densely connected local region with a high proportion of short loops, and a link (i, a) is drawn between every vertex (circle) i of this cluster and the factor a to indicate

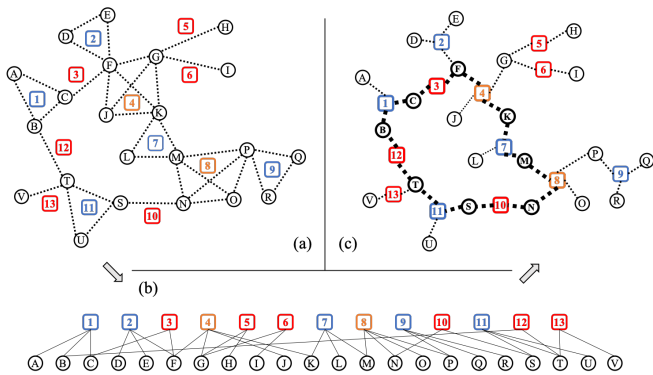


FIG. 1. Factor-graph construction for the long-loop feedback vertex set problem. This example network (a) contains 22 vertices (circles). We specify all the maximal cliques as the local clusters and represent them as factors (squares). The resulting bipartite factor-graph (b) has 13 factors and 22 vertices, in which a link between a vertex and a factor indicates that the vertex is a member of the cluster represented by the factor. The loop of dotted links in (c) highlights the only inter-cluster long loop of the factor-graph.

that i is a member of cluster a . There is a huge literature on discovering clusters/communities in a complex network [28], and our theoretical framework is flexible to the different criteria that might be adopted in appointing the clusters. A particularly simple recipe is to specify some cliques of the graph as the clusters [25]. In our construction, if an edge of G is not assigned to any such clusters, we regard the two incident vertices as forming a minimum-sized cluster (a 2-clique). The clusters may partially overlap at some vertices and then a vertex is generally connected to many factors in \mathcal{G} (Fig. 1). Notice that all the edges and loops within the individual clusters completely disappear in the constructed factor-graph \mathcal{G} . All the loops in \mathcal{G} , necessarily alternating between vertices and factors, correspond to the inter-cluster (and often long) loops of the original graph G .

Model with local constraints.— For a bipartite factor-graph \mathcal{G} of vertices and factors, we define a subset Γ of its *vertices* as a feedback vertex set if it intersects with every loop of \mathcal{G} [1]. A minimum FVS (minFVS) is then a FVS of global minimum cardinality, which offers an optimal way of breaking all the inter-cluster loops and dismantling \mathcal{G} into a collection of tree components [1]. However, the minFVS problem is an intrinsically hard combinatorial optimization problem and an exact solution is practically impossible [30]. Here we derive an approximate but efficient message-passing algorithm by extending an earlier spin glass model [2]. In the following discussions we use symbols i, j, k, \dots to indicate vertices and a, b, c, \dots to indicate factors, and denote by ∂i (∂a) the set of nearest-neighboring factors (vertices) of vertex i (factor a).

First, a state c_i is introduced to each vertex i , which is either zero ($c_i=0$, indicating i being inactive) or is equal

to the index a of a neighboring factor (i being active, $c_i = a \in \partial i$). A configuration of the whole system is denoted as $\underline{c} \equiv (c_1, \dots, c_N)$, and its energy is simply the total number of zero-state (inactive) vertices. Second, a local constraint χ_a is introduced for every factor a as

$$\chi_a = \prod_{i \in \partial a} (\delta_{c_i}^a + \delta_{c_i}^0) + \sum_{i \in \partial a} (1 - \delta_{c_i}^a - \delta_{c_i}^0) \prod_{j \in \partial a \setminus i} (\delta_{c_j}^a + \delta_{c_j}^0), \quad (1)$$

where $\delta_m^n = 1$ if $m = n$ and $\delta_m^n = 0$ otherwise, and $\partial a \setminus i$ means vertex i is excluded from set ∂a . Notice that $\chi_a = 1$ only if at most one of the neighboring vertices of factor a takes state other than 0 and a , otherwise $\chi_a = 0$. We require \underline{c} to satisfy $\chi_a = 1$ for all the factors a . Given such a valid configuration \underline{c} , then each connected subgraph of \mathcal{G} formed by the active vertices and the attached factors is most often a tree (free of any loop) or occasionally a cycle-tree (containing exactly one loop) [2]. If cycle-trees do exist, we can easily break each of the associated loops by inactivate a single vertex, and then all the inactive vertices of \underline{c} form a FVS. Conversely, each FVS Γ of \mathcal{G} can be mapped to a set of valid configurations \underline{c} after setting $c_i = 0$ for every vertex $i \in \Gamma$ [2].

We define the partition function $Z(\beta)$ of the system as

$$Z(\beta) = \sum_{\underline{c}} \prod_i [1 + (e^{-\beta} - 1) \delta_{c_i}^0] \prod_a \chi_a, \quad (2)$$

where β is the inverse temperature parameter. At large values of β the partition function will be predominantly contributed by the minFVS configurations and their low-energy excitations.

Belief-propagation (BP).— We solve the spin glass model (2) by the now standard replica-symmetric cavity method [31, 32]. First, the probability of vertex i taking state c_i in the absence of the constraint from neighboring factor a , denoted as $q_{i \rightarrow a}^{c_i}$, is estimated through the following self-consistent BP equation

$$q_{i \rightarrow a}^0 \propto e^{-\beta} \prod_{b \in \partial i \setminus a} \left[1 + \sum_{j \in \partial b \setminus i} \left(\frac{1}{q_{j \rightarrow b}^b + q_{j \rightarrow b}^0} - 1 \right) \right], \quad (3a)$$

$$q_{i \rightarrow a}^b \propto 1 + \sum_{j \in \partial b \setminus i} \left(\frac{1}{q_{j \rightarrow b}^b + q_{j \rightarrow b}^0} - 1 \right), \quad (b \in \partial i \setminus a) \quad (3b)$$

$$q_{i \rightarrow a}^a \propto 1, \quad (3c)$$

with normalization $q_{i \rightarrow a}^0 + q_{i \rightarrow a}^a + \sum_{b \in \partial i \setminus a} q_{i \rightarrow a}^b = 1$, where $\partial i \setminus a$ means excluding factor a from set ∂i . In the numerical implementation we need only to iterate the coarse-grained probability $q_{i \rightarrow a}^{a+0} \equiv q_{i \rightarrow a}^a + q_{i \rightarrow a}^0$, making the minFVS problem essentially an Ising-type spin glass system. Second, the marginal probability of vertex i taking state $c_i = 0$ (i.e., being a feedback vertex) under the constraints of all its neighboring factors a , denoted as q_i^0 , is estimated through

$$q_i^0 = \frac{e^{-\beta} \prod_{a \in \partial i} \left[1 + \sum_{j \in \partial a \setminus i} \left(\frac{1}{q_{j \rightarrow a}^a + q_{j \rightarrow a}^0} - 1 \right) \right]}{e^{-\beta} \prod_{a \in \partial i} \left[1 + \sum_{j \in \partial a \setminus i} \left(\frac{1}{q_{j \rightarrow a}^a + q_{j \rightarrow a}^0} - 1 \right) \right] + \sum_{a \in \partial i} \left[1 + \sum_{j \in \partial a \setminus i} \left(\frac{1}{q_{j \rightarrow a}^a + q_{j \rightarrow a}^0} - 1 \right) \right]} . \quad (4)$$

The mean fraction ρ of feedback vertices at inverse temperature β is then

$$\rho = \frac{1}{N} \sum_i q_i^0 . \quad (5)$$

Explicit expressions for the free energy density and the entropy density could also be derived and be evaluated at a BP fixed point [33]. We can then estimate the minFVS relative size by taking the $\beta \rightarrow \infty$ of ρ (if the entropy density is non-negative at this limit) or by taking the value of ρ at the maximal value of β at which the entropy density reaches zero from above [2].

Similar to the iterative process of the BP-guided decimation (BPD) algorithm [2], we could try to construct a close-to-minimum FVS for the factor-graph \mathcal{G} by deleting at each BP iteration a tiny fraction of the vertices i of \mathcal{G} whose estimated inactive probability q_i^0 are the highest among all the remaining vertices, until all the loops of \mathcal{G} are broken. We refer to this factor-graph decimation process as FBPD.

Results on random and real networks.— We first test the FBPD performance on random networks G formed by local n -cliques (i.e., fully connected n -vertex subnetworks). Each vertex participates in exactly K randomly chosen n -cliques and the graph is otherwise completely random [34–38]. The total number of n -cliques is NK/n while the total number of edges is $M = NK(n-1)/2$. All the vertices are involved in both intra-clique short loops and inter-clique long loops. Naturally we represent each n -clique as a factor, getting a factor-graph \mathcal{G} that retains only the long loops and is locally tree-like. Quantitative results obtained on the cases of $n=3$ (i.e., triangle clusters) and $n=4$ (tetrahedron clusters) are shown in Fig. 2. We find that, at a given value of K , the fraction ρ of long-loop feedback vertices achieved by FBPD on individual network instances is only slightly exceeding the theoretical minFVS relative size ρ_{\min} predicted by the replica-symmetric mean field theory. For example at $K=10$ and $n=3$, $\rho_{\min} = 0.6932$ while the FBPD empirical values are $\rho \approx 0.7080$ for graphs of size $N = 10^5$ ($\beta = 7$ for FBPD, and the algorithmic results are insensitive to this parameter).

Besides the message-passing FBPD, the factor-graph representation is also helpful for other long-loop breaking heuristics. All the loops of network G are contained in its 2-core, the maximum subnetwork in which every vertex is connected to at least two other vertices of this subnetwork. Similarly, the 2-core of the corresponding factor-graph \mathcal{G} contains all the long loops of G . A simple

and fast algorithm to destroy the 2-core of G is CoreHD, which recursively deletes a highest-degree vertex of the extant 2-core [16, 17]. We have tested the factor-graph version of this algorithm (FCoreHD) on random clustered networks. FCoreHD is inferior to FBPD in performance, but it outperforms the original CoreHD algorithm. Similar comparative results are observed on real networks. The 2-core of a real network will generally shrink much faster if its vertices are sequentially deleted according to the factor-graph algorithms (FBPD, FCoreHD) instead of the graph algorithms (BPD, CoreHD). Figure 3 offers a concrete demonstration.

We now compare the performances of the factor-graph (FBPD, FCoreHD) and the graph (BPD, CoreHD) algorithms on the network dismantling problem. All these algorithms first delete some vertices to solve the minFVS problem and then reinsert some vertices back to the network under the constraints of every connected component containing at most $0.01N$ vertices [3–5, 16, 39]. The following real-world networks of miscellaneous sorts are used, including road network [27], power grid [22], internet (IntNet) [40], email networks (Email1/2) [26, 41], protein interaction network (Yeast) [42], product co-purchasing network (Amazon) [43], Wikipedia network (Wiki) [44], citation network (Cite) [40], and social networks on various platforms (LastFM, Github, Twitch, Facebook networks FBK-a/b, Deezer, Brightkite BK) [44–48]. For each network G , we get two factor-

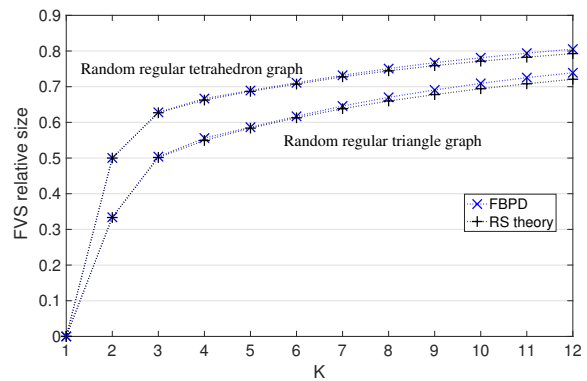


FIG. 2. The minimum fraction of long-loop feedback vertices for random regular triangle networks (lower points) and tetrahedron networks (upper points). K is the number of triangles/tetrahedra participated by each vertex. The FBPD algorithmic results obtained on single network instances of $N = 100002$ (crosses) are only slightly higher than the predictions of the replica-symmetric mean field theory (pluses).

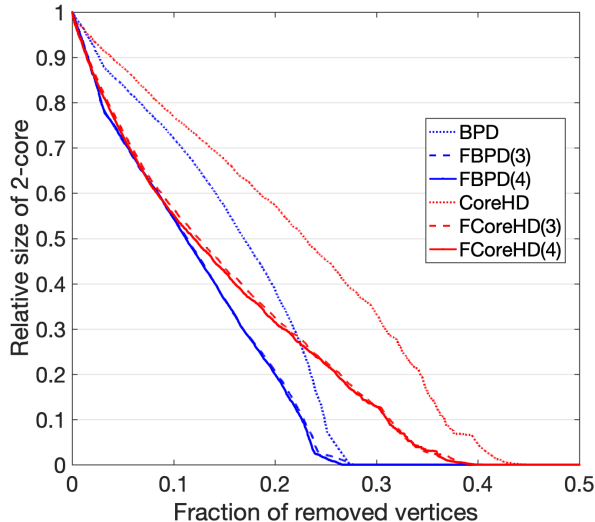


FIG. 3. Shrinkage of the 2-core of the LastFM network (7624 vertices, 27806 edges) as the vertices are sequentially deleted according to six different algorithms. The FBPD(n) and FCoreHD(n) trajectories are obtained on the factor-graph \mathcal{G}_n considering cliques up to size n (3 or 4).

graph versions (\mathcal{G}_3 and \mathcal{G}_4). \mathcal{G}_3 is obtained by repeatedly picking a 3-clique at random from G as a factor and then deleting all the edges of this 3-clique; when there is no more 3-cliques then continues with 2-cliques (the conventional edges). \mathcal{G}_4 is similarly constructed but it starts with 4-cliques and therefore more loops are regarded as intra-cluster short loops. Results listed in Table I confirm that the factor-graph algorithms improve over the graph algorithms. We also observe that FBPD in general claims a substantial margin over the other three algorithms. In many cases, the performance of FBPD improves as more short loops are replaced by factors (e.g., using \mathcal{G}_n with larger values of n).

Conclusion.— The factor-graph representation emphasizes the long-range loops in a complex network and allows us to rank the vertices according to their contributions to these long-range loops. Vertices that are only important for short-range loops will be ranked lowly through our factor-graph formulation. As one important application, we demonstrated that the factor-graph FVS algorithms (FBPD, FCoreHD) considerably outperformed the corresponding graph FVS algorithms (BPD, CoreHD) in dismantling real-world networks, even when only the shortest loops in 3-cliques and 4-cliques were excluded from entering the factor-graphs. This representation also enables us to compute the ensemble-averaged size of long-loop minimum feedback vertex sets for random clustered networks.

In the present work we only considered the simplest way of constructing factor-graphs. Optimizing the choice of the factors to achieve a nearly optimal factor-graph for

TABLE I. Dismantling results on real-world networks. N , network size; n , number of deleted vertices by the algorithm (superscripts B, FB, C, FC indicate BPD, FBPD, CoreHD, FCoreHD, respectively; subscripts 3 and 4 indicate the maximum cliques are triangles and tetrahedra, respectively).

Network	N	n^B	n_3^{FB}	n_4^{FB}	n^C	n_3^{FC}	n_4^{FC}
Email1	986	456	454	455	452	458	452
Road	1174	148	149	149	149	147	147
Yeast	2284	357	351	354	353	350	355
FBK-a	4039	1907	1921	1872	1914	1892	1872
Grid	4941	312	301	304	317	302	305
Wiki	5201	1148	1138	1134	1150	1149	1145
IntNet	6474	160	159	159	160	161	156
LastFM	7624	1285	1262	1258	1296	1296	1276
Twitch	9498	3013	3011	2992	3036	3037	3021
FBK-b	13866	3311	3295	3293	3356	3332	3302
Cite	34546	13433	13393	13399	13547	13484	13475
Email2	36692	2616	2626	2647	2621	2648	2647
Github	37700	6468	6422	6423	6554	6520	6495
Deezer	54573	23805	23751	23686	24180	24098	24112
BK	58228	6225	6140	6130	6257	6213	6207
Amazon	262111	45038	44862	44438	45612	44915	44803

a given real-world network instance is an interesting open issue, insightful for future studies especially for practical applications. Another future direction is to extend the factor-graph framework to directed networks (whose edges have directions) and consider the more difficult problem of breaking all the long-range directed cycles.

ACKNOWLEDGEMENT

T.L. thanks the Institute of Theoretical Physics of the Chinese Academy of Sciences (ITP-CAS) for hospitality. This work was supported by the National Natural Science Foundation of China Grants No. 11975295, No. 11947302, No. 11975294, and No. 12047503, and the Chinese Academy of Sciences Grant No. QYZDJ-SSW-SYS018 and QYZDB-SSW-SYS032. Numerical simulations were carried out at the Tianwen and HPC clusters of ITP-CAS and the Tianhe-2 platform of the National Supercomputer Center in Guangzhou.

* tianyi@mit.edu

† panzhang@itp.ac.cn

‡ zhouhj@itp.ac.cn

- [1] P. Haxell, O. Pikhurko, and A. Thomason, “Maximum acyclic and fragmented sets in regular graphs,” *J. Graph Theory* **57**, 149–156 (2008).
- [2] H.-J. Zhou, “Spin glass approach to the feedback vertex set problem,” *Eur. Phys. J. B* **86**, 455 (2013).

- [3] F. Morone and H. Makse, “Influence maximization in complex networks through optimal percolation,” *Nature* **524**, 65–68 (2015).
- [4] S. Mugisha and H.-J. Zhou, “Identifying optimal targets of network attack by belief propagation,” *Phys. Rev. E* **94**, 012305 (2016).
- [5] A. Braunstein, L. Dall’Asta, and L. Semerjian, G. and Zdeborová, “Network dismantling,” *Proc. Natl. Acad. Sci. USA* **113**, 12368–12373 (2016).
- [6] P. Clusella, P. Grassberger, F. J. Pérez-Reche, and A. Politi, “Immunization and targeted destruction of networks using explosive percolation,” *Phys. Rev. Lett.* **117**, 208301 (2016).
- [7] S.-M. Qin, “Spin-glass model for the c-dismantling problem,” *Phys. Rev. E* **98**, 062309 (2018).
- [8] X.-L. Ren, N. Gleinig, D. Helbing, and N. Antulov-Fantulin, “Generalized network dismantling,” *Proc. Natl. Acad. Sci. USA* **116**, 6554–6559 (2019).
- [9] F. Altarelli, A. Braunstein, L. Dall’Asta, and R. Zecchina, “Optimizing spread dynamics on graphs by message passing,” *J. Stat. Mech.: Theor. Exp.* **2013**, P09011 (2013).
- [10] Y. Chen, G. Paul, S. Havlin, F. Liljeros, and H. E. Stanley, “Finding a better immunization strategy,” *Phys. Rev. Lett.* **101**, 058701 (2008).
- [11] L. Lü, D. Chen, X.-L. Ren, Q.-M. Zhang, Y.-C. Zhang, and T. Zhou, “Vital nodes identification in complex networks,” *Phys. Rep.* **650**, 1–63 (2016).
- [12] Ş. Erkol, C. Castellano, and F. Radicchi, “Systematic comparison between methods for the detection of influential spreaders in complex networks,” *Sci. Rep.* **9**, 15095 (2019).
- [13] Y.-Y. Liu and A.-L. Barabási, “Control principles of complex systems,” *Rev. Mod. Phys.* **88**, 035006 (2016).
- [14] A. Y. Lokhov and D. Saad, “Optimal deployment of resources for maximizing impact in spreading processes,” *Proc. Natl. Acad. Sci. USA* **114**, E8138–E8146 (2017).
- [15] M. Chujyo and Y. Hayashi, “A loop enhancement strategy for network robustness,” *Appl. Netw. Sci.* **6**, 3 (2021).
- [16] L. Zdeborová, P. Zhang, and H.-J. Zhou, “Fast and simple decycling and dismantling of networks,” *Sci. Rep.* **6**, 37954 (2016).
- [17] J.-H. Zhao, Y. Habibulla, and H.-J. Zhou, “Statistical mechanics of the minimum dominating set problem,” *J. Stat. Phys.* **159**, 1154–1174 (2015).
- [18] S. Wandelt, X. Sun, D. Feng, M. Zanin, and S. Havlin, “A comparative analysis of approaches to network-dismantling,” *Sci. Rep.* **8**, 15315 (2018).
- [19] C. Fan, L. Zeng, Y. Sun, and Y.-Y. Liu, “Finding key players in complex networks through deep reinforcement learning,” *Nature Machine Intell.* **2**, 317–324 (2020).
- [20] D. Zhao, S. Yang, X. Han, S. Zhang, and Z. Wang, “Dismantling and vertex cover of network through message passing,” *IEEE Trans. Circ. Syst. II: Expr. Biref.* **67**, 2732–2736 (2020).
- [21] S. Wandelt, X. Shi, X. Sun, and M. Zanin, “Community detection boosts network dismantling on real-world networks,” *IEEE Access* **8**, 111954–111965 (2020).
- [22] D. J. Watts and S. H. Strogatz, “Collective dynamics of ‘small-world’ networks,” *nature* **393**, 440–442 (1998).
- [23] M. Girvan and M. E. J. Newman, “Community structure in social and biological networks,” *Proc. Natl. Acad. Sci. USA* **99**, 7821–7826 (2002).
- [24] M. E. J. Newman, “Properties of highly clustered networks,” *Phys. Rev. E* **68**, 026121 (2003).
- [25] G. Palla, I. Derényi, I. Farkas, and T. Vicsek, “Uncovering the overlapping community structure of complex networks in nature and society,” *Nature* **435**, 814–818 (2005).
- [26] J. Leskovec, K. J. Lang, A. Dasgupta, and M. W. Mahoney, “Community structure in large networks: Natural cluster sizes and the absence of large well-defined clusters,” *Internet Mathematics* **6**, 29–123 (2009).
- [27] L. Šubelj and M. Bajec, “Robust network community detection using balanced propagation,” *Eur. Phys. J. B* **81**, 353–362 (2011).
- [28] S. Fortunato and D. Hric, “Community detection in networks: A user guide,” *Phys. Rep.* **659**, 1–44 (2016).
- [29] L. Tian, A. Bashan, D.-N. Shi, and Y.-Y. Liu, “Articulation points in complex networks,” *Nature Commun.* **8**, 14223 (2017).
- [30] F. V. Fomin, S. Gaspers, A. V. Pyatkin, and I. Razgon, “On the minimum feedback vertex set problem: Exact and enumeration algorithms,” *Algorithmica* **52**, 293–307 (2008).
- [31] M. Mézard and A. Montanari, *Information, Physics, and Computation* (Oxford University Press, Oxford, UK, 2009).
- [32] H.-J. Zhou, *Spin Glass and Message Passing* (Science Press, Beijing, China, 2015).
- [33] T. Li, P. Zhang, and H.-J. Zhou, Unpublished manuscript (2021).
- [34] J. C. Miller, “Percolation and epidemics in random clustered networks,” *Phys. Rev. E* **80**, 020901(R) (2009).
- [35] M. E. J. Newman, “Random graphs with clustering,” *Phys. Rev. Lett.* **103**, 058701 (2009).
- [36] J. P. Gleeson, “Bond percolation on a class of clustered random networks,” *Phys. Rev. E* **80**, 036107 (2009).
- [37] S. Yoon, A. V. Goltsev, S. N. Dorogovtsev, and J. F. F. Mendes, “Belief-propagation algorithm and the ising model on networks with arbitrary distributions of motifs,” *Phys. Rev. E* **84**, 041144 (2011).
- [38] P. Zhang, “Spectral estimation of the percolation transition in clustered networks,” *Phys. Rev. E* **96**, 042303 (2017).
- [39] Z. Wang, C. Sun, G. Yuan, X. Rui, and X. Yang, “A neighborhood link sensitive dismantling method for social networks,” *J. Comput. Sci.* **43**, 101129 (2020).
- [40] J. Leskovec, J. Kleinberg, and C. Faloutsos, “Graphs over time: densification laws, shrinking diameters and possible explanations,” in *Proc. 11st ACM SIGKDD Int. Conf. Knowledge Discovery in Data Mining* (2005) pp. 177–187.
- [41] J. Leskovec, J. Kleinberg, and C. Faloutsos, “Graph evolution: Densification and shrinking diameters,” *ACM Trans. Knowledge Discovery from Data (TKDD)* **1**, 2–es (2007).
- [42] D. Bu, Y. Zhao, L. Cai, H. Xue, X. Zhu, H. Lu, J. Zhang, S. Sun, L. Ling, N. Zhang, G. Li, and R. Chen, “Topological structure analysis of the protein–protein interaction network in budding yeast,” *Nucleic Acids Res.* **31**, 2443–2450 (2003).
- [43] J. Leskovec, L. A. Adamic, and B. A. Huberman, “The dynamics of viral marketing,” *ACM Trans. Web (TWEB)* **1**, 5–es (2007).
- [44] B. Rozemberczki, C. Allen, and R. Sarkar, “Multi-scale attributed node embedding,” *arXiv preprint arXiv:1909.13021* (2019).

- [45] B. Rozemberczki and R. Sarkar, “Characteristic functions on graphs: Birds of a feather, from statistical descriptors to parametric models,” in *Proc. 29th ACM Int. Conf. Information and Knowledge Management* (2020) pp. 1325–1334.
- [46] J. J. McAuley and J. Leskovec, “Learning to discover social circles in ego networks.” *Adv. Neur. Inf. Proc. Syst.* **2012**, 548–556 (2012).
- [47] B. Rozemberczki, R. Davies, R. Sarkar, and C. Sutton, “Gemsec: Graph embedding with self clustering,” in *Proc. 2019 IEEE/ACM Int. Conf. Advances in Social Networks Analysis and Mining* (2019) pp. 65–72.
- [48] S. A. Cho, E. Myers and J. Leskovec, “Friendship and mobility: user movement in location-based social networks,” in *Proc. 17th ACM SIGKDD Int. Conf. Knowledge Discovery and Data Mining* (2011) pp. 1082–1090.