

OPTIMAL DESIGN VERSUS MAXIMAL MONGE-KANTOROVICH METRICS

KAROL BOLBOTOWSKI AND GUY BOUCHITTÉ

ABSTRACT. A remarkable connection between optimal design and Monge transport was initiated in the years 1997 in the context of the minimal elastic compliance problem and where the euclidean metric cost was naturally involved. In this paper we present different variants in optimal design of mechanical structures, in particular focusing on the optimal pre-stressed elastic membrane problem. We show that the underlying metric cost is associated with an unknown maximal monotone map which maximizes the Monge-Kantorovich distance between two measures. In parallel with the classical duality theory leading to existence and (in a smooth case) to PDE optimality conditions, we present a general geometrical approach arising from a two-point scheme in which geodesics with respect to the optimal metric play a central role. These two aspects are enlightened by several explicit examples and also by numerical solutions in which optimal structures very often turn out to be truss-like i.e supported by piecewise affine geodesics. In case of a discrete load, we are able to relate the existence of such truss-like solutions to an extension property of maximal monotone maps which is of independent interest and that we propose here as a conjecture.

Keywords: Minimal compliance, pres-stressed membrane, monotone maps, pseudo-metric, Monge-Kantorovich distance, geodesics, duality and saddle point

2010 Mathematics Subject Classification: 49J45, 49K20, 49J20, 90B06, 28A50, 74P05

1. INTRODUCTION

The analysis of the behaviour of elastic structures has always been a central problem in Mathematics and in Engineering. In the last decades, the optimal design of such structures took benefit of the dramatic improvement of the powerful tools of calculus of variations and geometric measure theory which have been developed meanwhile. Among them homogenization and Γ -convergence techniques allowed decisive breakdowns as for instance the emergence of topological optimization methods [2] which are now very popular in civil and mechanical engineering.

For the first time, in the year 1997, a remarkable connection between optimal design and Monge transport problem was discovered. It concerned specifically the classical optimal compliance problem in the scalar case [12] that may be related to designing a heat conductor and then it was developed further in the framework of elasticity [8]. This new approach turned out to be very fruitful as it was possible to consider concentrated loads f and low dimensional structures as competitors, in particular trusses of bars as they appear in Michell problem [15] in case of a vanishing volume fraction limit of available elastic material. From the Monge-Kantorovich optimal transport point of view, the main limitation of this approach is that the underlying cost is always related to the Euclidean metric on the ambient space \mathbb{R}^d ($d = 2$ or $d = 3$ in practice).

In this work we will bring to the fore a new family of optimal design problems for which the Monge-Kantorovich approach mentioned above can be used but needs to be adapted with a major modification: the transport cost is now an unknown that will be determined by solving a maximization problem in a suitable class of admissible metric costs on \mathbb{R}^d (including the Euclidean one). This family includes the two-dimensional problem of designing a membrane subject to an out-of-plane load f . Two approaches can be distinguished:

(A) The *optimal elastic membrane problem* which relies on a non-linear model inspired by the von Kármán's plate theory (see e.g. [21], Section 6 in [28], Section II.4 in [31]); the design variable is a mass distribution μ for which the in-plane stress field σ is an effect of elastic response to the loads;

(B) The simplified *optimal pre-stressed membrane problem* which relies on the classical linear model (see e.g. Section IV.10.3 in [23]) where the design variable is the (non-negative) in-plane stress field σ which is subject to the equilibrium constraint.

Note that in both cases the transverse stiffness of the membrane does not depend directly on the constitutive law of the underlying elastic material but of the in-plane stress field σ which point-wisely is a positive semi-definite symmetric tensor. It turns out that the two problems above are in some sense equivalent to each other and surprisingly also to another 3D design problem that fits into a class of long standing engineering problems of *form finding*:

(C) The *optimal vault problem* where over a horizontal 2D reference domain one is to find a surface $z = z(x_1, x_2)$ and elastic material's distribution on this surface. The shell/vault thus constructed ought to carry the vertical load f by means of compression only; vertical position of the load is a design variable, i.e. f tracks the shape z of the vault.

The equivalence between (C) and (B) is established in a recent work of the first author [5] where (C) appears as a generalization of the Rozvany-Prager optimal arch-grid problem [33], [24] (the latter one being recovered when the vault must compose of two mutually orthogonal families of arches).

A detailed presentation of the different optimal design problems sketched above will be skipped for the sake of conciseness but we ask to keep in mind that they all lead precisely to the same mathematical framework, up to changing the mechanical interpretation of the parameters coming into play. In the present paper we will focus on model (B) namely *the optimal pre-stressed membrane problem*. The motivation for choosing this variant is that it can be obtained through a simple modification of the classical optimal compliance model in the spirit of [8, 12] and then we may describe step by step how we pass from the Monge OT approach involving the Euclidean cost to a model requiring the identification of an optimal metric cost.

In a first step let us briefly describe the scalar mass optimization and its variant we call *free material design problem* (see [6] for the vectorial variant). Given a bounded domain $\Omega \subset \mathbb{R}^d$ (design region), Σ_0 being a compact subset of $\overline{\Omega}$ and a bounded signed Radon measure $f \in \mathcal{M}(\overline{\Omega}; \mathbb{R})$, we consider an unknown mass distribution $\mu \in \mathcal{M}_+(\overline{\Omega})$ of material and define the compliance to be

$$\mathcal{E}_{\Omega, f, \Sigma_0}(\mu) = \mathcal{E}(\mu) = \sup \left\{ \int u df - \frac{1}{2} \int |\nabla u|^2 d\mu : u \in \mathcal{D}(\mathbb{R}^d), u = 0 \text{ on } \Sigma_0 \right\}.$$

The mass optimization problem (MOP) with respect to a given amount of mass m reads as follows

$$\beta(m) := \inf \left\{ \mathcal{C}(\mu) : \mu \in \mathcal{M}_+(\overline{\Omega}), \int d\mu \leq m \right\} \quad (\text{MOP})$$

If Σ_0 is void (pure Neumann problem) we need to assume that f is balanced, i.e. $\int f^+ = \int f^-$. Then if Ω is convex it is shown in [8] that $\beta(m) = \frac{(W_1(f^+, f^-))^2}{2m}$, where

$$W_1(f^+, f^-) = \inf \left\{ \int_{\overline{\Omega} \times \overline{\Omega}} |x - y| \gamma(dx dy) : \gamma \in \Gamma(f^+, f^-) \right\} \quad (1.1)$$

denotes the Monge-Kantorovich distance and $\gamma \in \Gamma(f^+, f^-)$ means that γ as a measure on $\mathcal{M}_+(\overline{\Omega}^2)$ (transport plan) admits f^+, f^- as marginals. Notice that, if Ω is non-convex, we simply need to substitute $|x - y|$ with the geodesic distance in Ω between x and y . In case Σ_0 is a non-empty compact subset of $\partial\Omega$ and f is a non-negative measure (that is $f^- = 0$), the latter formula for the infimum of (MOP) can be recast from the Monge distance of f to Σ_0 namely (see [12])

$$\beta(m) := \inf(\text{MOP}) = \frac{(W_1(f, \Sigma_0))^2}{2m}, \quad (1.2)$$

where

$$W_1(f, \Sigma_0) := \min \left\{ W_1(f, \nu) : \nu \in \mathcal{M}_+(\Sigma_0) \right\} = \int \text{dist}(x, \Sigma_0) f(dx). \quad (1.3)$$

Then a geometric characterization of optimal μ can be deduced from the geodesics transport rays connecting points in the support of f to Σ_0 . Let us mention that the case where $\Sigma_0 = \partial\Omega$ is classical in sandpile models (see for instance [18]).

Next, an anisotropic generalization of the (MOP) problem can be considered in which, instead of looking at optimal mass distributions, we search for optimal conductivity tensor field $\sigma \in \mathcal{M}(\bar{\Omega}; \mathcal{S}_+^{d \times d})$ where $\mathcal{S}_+^{d \times d}$ is the set of positive semi-definite symmetric tensors:

$$\inf \left\{ \mathcal{C}(\sigma) : \sigma \in \mathcal{M}(\bar{\Omega}; \mathcal{S}_+^{d \times d}), \frac{1}{d} \int \text{Tr} \sigma \leq m \right\} \quad (\text{FMD})$$

where, for a prescribed Dirichlet region Σ_0 , the compliance reads

$$\mathcal{C}(\sigma) = \sup \left\{ \int u df - \frac{1}{2} \int \langle \sigma, \nabla u \otimes \nabla u \rangle : u \in \mathcal{D}(\mathbb{R}^d), u = 0 \text{ on } \Sigma_0 \right\}. \quad (1.4)$$

With the notations above, we see that for $\sigma = \text{Id} \mu$ it holds $\mathcal{C}(\sigma) = \mathcal{E}(\mu)$ and the choice of the constraint to be the integral of the trace of σ , although debatable, intends to be the natural counterpart of the mass constraint in (MOP). Note that in the vector case of linear elasticity, the design variable σ is rather a fourth order tensor (inducing Hooke's law) and the related version of (FMD) is more involved (see the recent work [6]). Nevertheless, as will be seen later, the (FMD) variant is very close to the initial (MOP) problem and optimal solutions σ can be recovered in the same way by selecting geodesics with respect to the Euclidean metric.

We may now readily pass to the *optimal pre-stressed membrane model*. As in the (FMD) problem, the unknown design variable is an element of $\mathcal{M}(\bar{\Omega}; \mathcal{S}_+^{d \times d})$ whereas now the tensor measure σ represents the in-plane stress in the membrane occupying a plane horizontal domain Ω . The positivity condition imposed on σ rules out compressive stress, which is reasonable when the membrane is very thin and thus perfectly immune to buckling. We assume that the membrane is subject to vertical pressure $f \in \mathcal{M}(\bar{\Omega}; \mathbb{R})$ and to an in-plane load exerted on the boundary only. The latter forces depend on the designer and play the role of a *pre-load* that generates the *pre-stress* σ in the whole domain which in turn provides stiffness against f . Since in the interior of the design region only the out-of-plane component of load is non-zero the in-plane equilibrium requires that $\text{Div} \sigma = 0$ in the distributional sense in Ω . Virtually, it is the *divergence free condition* on σ that converts the (FMD) problem for heat conductor to the optimal design model for a pre-stressed membrane:

$$\inf \left\{ \mathcal{C}(\sigma) : \sigma \in \mathcal{M}(\bar{\Omega}; \mathcal{S}_+^{d \times d}), \text{Div} \sigma = 0 \text{ in } \Omega, \frac{1}{d} \int \text{Tr} \sigma \leq m \right\}, \quad (\text{OM})$$

where the load f enters through $\mathcal{C}(\sigma)$ (defined in (1.4)) together with Σ_0 being the part of the boundary where the membrane is pinned in the vertical direction; the function u represents deflection (the out-of-plane displacement) of the membrane.

A first observation is that the problems (FMD) and (OM) do not share the same infimum in general. This is due to the divergence constraint which rules out many possible competitors. In particular:

- An isotropic tensor field of the kind $\sigma = a(x) \text{Id} \mathcal{L}^2 \llcorner \Omega$ is not admissible unless a is constant.
- Let $\sigma = p(x) \tau(x) \otimes \tau(x) \mathcal{H}^1 \llcorner C$ with C being a simple curve, $p(x)$ a positive weight and $\tau(x)$ a unit vector. Then σ is admissible iff C is a straight line connecting two points of $\partial\Omega$ while τ is a constant vector parallel to C and p is constant.

In fact as will be seen later, pre-stress tensor fields supported by networks of bars or, as they should be called within the membrane model, *strings* are favoured in the (OM) problem. To give a flavour of the geometry of solutions, we illustrate in Figure 1 below the optimal configurations for (FMD) and (OM) in the case where f is a single Dirac pressure exerted at a point of a square membrane which is pinned along all its boundary, i.e. $\Sigma_0 = \partial\Omega$. For (OM) problem the support of optimal measure σ is described by a finite union of strings of different thickness that are tied

at the loaded point. Such lower dimensional solutions shall be referred to as *trusses* or *truss structures*. In Figure 1 the arrows indicate the direction of the gradient flow of the deflection function u .

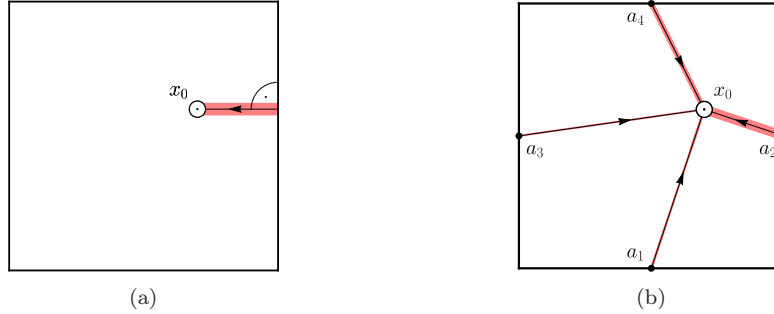


FIGURE 1. An optimal solution σ in the case of a point-source $f = \delta_{x_0}$ and of a square domain Ω : (a) for the (FMD) problem; (b) for the (OM) problem. Ω . The points a_i are centres of the square's sides.

An unexpected discovery we wish to promote in this paper is that the (OM) problem has a very deep relation with another interesting issue in geometry and optimal transport theory: the search of optimal metrics in a suitable class which maximize the associated Monge distance between two measures. More precisely, if we consider the membrane problem for $\Sigma_0 = \partial\Omega$ and $f \in \mathcal{M}_+(\Omega)$, then it holds that $\min(\text{OM}) = \frac{Z_0^2}{2m_0}$ where $Z_0 = Z_0(f, \Omega)$ is given by

$$Z_0 = \sup \left\{ W_{c_v}(f, \partial\Omega) : v \in C^\infty(\mathbb{R}^2; \mathbb{R}^2), e(v) \geq 0, v = \text{id in } \mathbb{R}^2 \setminus \overline{\Omega} \right\}, \quad (1.5)$$

where $e(v)$ is the symmetrized gradient of v , c_v is the geodesic distance associated with the metric tensor $e(v)$ and W_{c_v} stands for the Monge distance related to the cost c_v . Our results include the existence of an optimal *maximal monotone map* v for a relaxed version of the right hand member of (1.5). Note that the problem of maximizing a geodesic distance among particular classes of *scalar* metrics has been considered in a different context by several authors [29], [36].

The paper is organized as follows:

In Section 2, we revisit the link between the (FMD) problem and Monge-Kantorovich theory in the spirit of [8]. In particular we establish an equivalence between (MOP) and (FMD) and we give a full description of the optimal measure σ in terms of the transport rays connecting the support of f to the boundary of $\partial\Omega$. In addition we show that the strict inequality $\inf(\text{FMD}) < \inf(\text{OM})$ holds unless the load f is supported on a geometrically identifiable compact subset of Ω .

In Section 3, we show the existence of an optimal $\sigma \in \mathcal{M}(\overline{\Omega}; \mathcal{S}_+^{d \times d})$ for (OM) and we develop a primal-dual framework based on the introduction of an additional unknown *horizontal* vector field $w : \Omega \rightarrow \mathbb{R}^2$ vanishing on $\partial\Omega$ whose symmetrized distributional gradient will play the role of a Lagrange multiplier for the divergence free constraint. Accordingly we are led to a dual problem

$$Z_0 := \sup \left\{ \langle f, u \rangle : e(w) + \frac{1}{2} \nabla u \otimes \nabla u \leq \text{Id} \right\} \quad (1.6)$$

where pairs (u, w) are in duality with measures $(\lambda, \sigma) \in \mathcal{M}(\overline{\Omega}; \mathbb{R}^d) \times \mathcal{M}(\overline{\Omega}; \mathcal{S}^{d \times d})$ (λ corresponds to the transverse internal force in the membrane caused by its deflection). Then, upon rewriting the constraint in (1.6) in terms of an equivalent two points conditions, namely:

$$\frac{1}{2} |u(y) - u(x)|^2 + \langle w(y) - w(x), y - x \rangle \leq |x - y|^2 \quad \forall (x, y) \in (\overline{\Omega})^2, \quad (1.7)$$

we put forward an alternative duality scheme which fits perfectly to characterize truss-like optimal pairs (λ, σ) in the sense that they are decomposable in the form $(\lambda_\pi, \sigma_\Pi)$ given in (1.10), (1.11). Here, as far as they exist, π and Π are measures on $\overline{\Omega} \times \overline{\Omega}$ which play the role of Lagrange multipliers of the two-point constraint (1.7).

In Section 4, we give necessary and sufficient conditions of optimality for two pairs (λ, σ) and (u, w) assuming that (u, w) is Lipschitz regular. These conditions are particularized in the case of a truss configuration $(\lambda, \sigma) = (\lambda_\pi, \sigma_\Pi)$. Then, examples of explicit optimal configurations are established in the radial case or for the load f being a single Dirac mass (confirming in particular the optimality of the structure depicted in Figure 1(b)).

In Section 5, we exploit the two-point condition (1.7) to establish a connection between the optimal membrane problem (OM) and the search of a monotone map $v = \text{id} - w$ maximizing a Monge-Kantorovich distance as stated in (1.5). To that aim we begin with a preliminary subsection which could be considered of independent interest where we define the intrinsic pseudo-distance c_v associated with a maximal monotone map $v : \mathbb{R}^d \rightarrow \mathbb{R}^d$ which agrees with the identity outside $\overline{\Omega}$. Then we prove the existence of a maximal monotone v associated with the worst Monge-Kantorovich metric (1.5) and derive a saddle point characterization of an optimal pair (v, γ) where γ is selected among the optimal transports plans solving $W_{c_v}(f, \partial\Omega) = \inf\{\int_{\overline{\Omega} \times \overline{\Omega}} c_v(x, y) \gamma(dx dy) : \gamma \in \Gamma(f, \nu), \nu \in \mathcal{M}_+(\partial\Omega)\}$. Next we give a general criterium of optimality for a truss solution and establish the existence of such a solution in case of a finitely supported load f assuming an extension property for monotone maps that we conjecture to be true.

In Section 6, we present several numerical simulations for the (OM) problem taking for design subset Ω a squared domain in \mathbb{R}^2 . It turns out that in most cases optimal stress measures σ exhibit a truss structure. The numerical method is based on a duality scheme which involves the two-point condition (1.7) restricted to a discrete subset of $\overline{\Omega} \times \overline{\Omega}$. It is worked out through a conic programming algorithm introduced recently in [5].

Eventually we provide in the appendix several classical tools of convex analysis, a short survey about tangential calculus with respect to a measure and some useful approximation properties of convex functions of measures.

To conclude this introduction, let us point out that the existence issue for the coupling measures (π, Π) allowing the truss representation of a solution (λ, σ) (see (1.10), (1.11)) is not ensured in general for the infinite dimensional setting. However we expect it to be true in the case of a finitely supported measure f once the extension property for monotone metrics conjectured in Section 5 can be proved.

Acknowledgements. The first author is grateful to the Laboratoire IMATH, Université de Toulon for hosting his two-month visit there in the fall of 2019 where this research was initiated. He would also like to thank the National Science Centre (Poland) for the financial support and acknowledge the Research Grant no 2019/33/B/ST8/00325 entitled "Merging the optimum design problems of structural topology and of the optimal choice of material characteristics. The theoretical foundations and numerical methods".

Notations. Throughout the paper we will use the following notations:

- Ω denotes a bounded domain of \mathbb{R}^d that in general we assume to be convex; although our mechanical context requires $d = 2$, the mathematical arguments will often be valid for any natural d ;
- Σ_0 will be a compact subset of $\partial\Omega$ on which a Dirichlet condition is prescribed;
- the Euclidean norm of $z \in \mathbb{R}^d$ is denoted by $|z|$; S^{d-1} denotes the unit sphere $\{|z| = 1\}$;
- by Δ we denote the diagonal of \mathbb{R}^d , namely $\Delta = \{(x, x) : x \in \mathbb{R}^d\}$;
- by $\mathcal{S}^{d \times d}$ we shall see the space of $d \times d$ symmetric matrices, while $\mathcal{S}_+^{d \times d}$ will be its subset whose elements are positive semi-definite. Given $A, B \in \mathcal{S}^{d \times d}$, we will write $A \leq B$ if $B - A \in \mathcal{S}_+^{d \times d}$; $\text{Tr}A$ denotes the trace of A , $\text{rank } A$ the rank of A ; Id denotes the identity matrix while id denotes the identity map on \mathbb{R}^d ;
- by χ_B we will denote the indicator function of the set B taking value 0 in B and $+\infty$ outside. Instead we denote by $\mathbf{1}_B$ the characteristic function of B taking value 1 in B and 0 outside;
- if $A \subset \mathbb{R}^d$ is an open subset, $\mathcal{D}(A)$ denotes the space of C^∞ functions compactly supported in A ; $\mathcal{D}(\overline{\Omega} \setminus \Sigma_0)$ denotes the set of restrictions to $\overline{\Omega}$ of elements in $\mathcal{D}(\mathbb{R}^d \setminus \Sigma_0)$;
- $C^0(\overline{\Omega})$ denotes the Banach space of continuous functions on $\overline{\Omega}$ while $C_{\Sigma_0}(\overline{\Omega})$ (resp. $C_0(\Omega)$) denotes the subset of $C^0(\overline{\Omega})$ consisting of functions vanishing in Σ_0 (resp. in $\partial\Omega$);
- $\text{Lip}(\Omega)$ (or $\text{Lip}(\overline{\Omega})$) stands for the space of Lipschitz continuous functions on Ω (resp. $\overline{\Omega}$) while $\text{Lip}_0(\Omega)$ (resp. $\text{Lip}_{\Sigma_0}(\Omega)$) denotes the subspace of elements vanishing on $\partial\Omega$ (resp. Σ_0);

- for $k > 0$, $\text{Lip}_k(\Omega)$ is the subset of $\text{Lip}(\Omega)$ of functions u such that $|u(x) - u(y)| \leq k |x - y|$ for all (x, y) (if Ω is convex, it coincides with $\{u \in W^{1,\infty}(\Omega) : |\nabla u| \leq k \text{ a.e.}\}$);
- $\mathcal{M}_+(\mathbb{R}^d)$ denotes the space of Borel measures on \mathbb{R}^d with values in $[0, +\infty]$. Unless explicitly specified, we will additionally assume that elements of $\mathcal{M}_+(\mathbb{R}^d)$ are finite on compact subsets; the topological support of $\mu \in \mathcal{M}_+(\mathbb{R}^d)$ is denoted $\text{spt}(\mu)$ while $\mu \llcorner A$; represents its trace on a Borel subset $A \subset \mathbb{R}^d$; $\mathcal{M}_+(A)$ will the subset of elements $\mu \in \mathcal{M}_+(\mathbb{R}^d)$ such that $\mu = \mu \llcorner A$ (or such that $\text{spt}(\mu) \subset A$ if A is closed);
- $\mathcal{M}(\overline{\Omega})$ (resp. $\mathcal{M}(\overline{\Omega}; \mathbb{R}^d)$ or $\mathcal{M}(\overline{\Omega}; \mathcal{S}_+^{d \times d})$) is the space of signed finite Radon measures on \mathbb{R}^d which are compactly supported in $\overline{\Omega}$ (resp. Borel regular measures from $\overline{\Omega}$ to \mathbb{R}^d or $\mathcal{S}_+^{d \times d}$); given $\nu \in \mathcal{M}(\overline{\Omega}; \mathbb{R}^d)$ and $\mu \in \mathcal{M}_+(\overline{\Omega})$, then $\nu \ll \mu$ means that $\nu = \zeta \mu$ for a suitable $\zeta \in L^1_\mu(\overline{\Omega}; \mathbb{R}^d)$ whereas $\nu \perp \mu$ means that μ and ν are mutually singular;
- for every Borel set A , $\mathcal{P}(A) := \{\mu \in \mathcal{M}_+(A) : \mu(A) = 1\}$ denotes the set of probabilities on A ;
- given an open subset A , $\mathcal{D}'(A)$ denotes the set of distributions on A (the dual of $\mathcal{D}(A)$); $\mathcal{D}'(\overline{\Omega})$ stands for the subset of $\mathcal{D}'(\mathbb{R}^d)$ consisting of distributions supported in $\overline{\Omega}$; to a distribution in $\mathcal{D}'(\mathbb{R}^d)$ we may associate its trace on any open subset A defining a unique element of $\mathcal{D}'(A)$.
- the distributional divergence of a matrix field $\sigma \in \mathcal{M}(\overline{\Omega}; \mathcal{S}_+^{d \times d})$ is an element in $\mathcal{D}'(\mathbb{R}^d; \mathcal{S}_+^{d \times d})$ that we will be denoted $\text{Div}(\sigma)$ while $\text{div} \lambda \in \mathcal{D}'(\mathbb{R}^d; \mathbb{R}^d)$ will stand for the standard distributional divergence acting on a vector measure $\lambda \in \mathcal{M}(\overline{\Omega}; \mathbb{R}^d)$; for A being an open subset of \mathbb{R}^d , the equality $-\text{div} \lambda = f$ on A means that the two distributions have the same trace on A ;
- the topological support of a function f (resp. of a measure μ) will be denoted $\text{spt}(f)$ (resp. $\text{spt}(\mu)$);
- the bracket $\langle \cdot, \cdot \rangle$ shall be used to denote a canonical scalar product in the finite dimensional space of vectors or matrices, whilst in the case of infinite dimensional spaces we shall use the same bracket while sometimes specifying the functional spaces involved in the lower index;
- $C^{0, \frac{1}{2}}(\overline{\Omega})$ denotes the space of $\frac{1}{2}$ -Hölder continuous functions on Ω , while $C^1(\overline{\Omega})$ denotes its subclass consisting of continuously differentiable functions;
- given $\Sigma_0 \subset \partial\Omega$, for every $x \in \overline{\Omega}$ we denote by $d(\cdot, \Sigma_0)$ the euclidean distance to Σ_0 and by $p_{\Sigma_0}(x)$ the subset of Σ_0 defined by

$$p_{\Sigma_0}(x) = \left\{ z \in \Sigma_0 : d(x, \Sigma_0) = |x - z| \right\}; \quad (1.8)$$

the graph of p_{Σ_0} as a map from $\overline{\Omega}$ to subsets of Σ_0 will be denoted G_{Σ_0} ;

- for every $(x, y) \in \overline{\Omega} \times \overline{\Omega}$ such that $x \neq y$, we denote by $\lambda^{x,y}$ and $\sigma^{x,y}$ the elements of $\mathcal{M}(\overline{\Omega}; \mathbb{R}^d)$ and $\mathcal{M}(\overline{\Omega}; \mathcal{S}_+^{d \times d})$, respectively, defined by:

$$\lambda^{x,y} = \tau^{x,y} \mathcal{H}^1 \llcorner [x, y], \quad \sigma^{x,y} = \tau^{x,y} \otimes \tau^{x,y} \mathcal{H}^1 \llcorner [x, y], \quad \tau^{x,y} = \frac{y - x}{|y - x|} \quad (1.9)$$

(by convention, we set $\lambda^{x,y} = 0$ and $\sigma^{x,y} = 0$ if $x = y$). Note that $\lambda^{y,x} = -\lambda^{x,y}$ while $\sigma^{y,x} = \sigma^{x,y}$;

- for any $\pi \in \mathcal{M}(\overline{\Omega} \times \overline{\Omega})$, we denote by $\int \lambda^{x,y} \pi(dx dy)$ the measure $\lambda_\pi \in \mathcal{M}(\overline{\Omega}; \mathbb{R}^d)$ such that

$$\langle \lambda_\pi, \psi \rangle := \int \langle \lambda^{x,y}, \psi \rangle \pi(dx dy) \quad \forall \psi \in C^0(\overline{\Omega}, \mathbb{R}^d); \quad (1.10)$$

- for any $\Pi \in \mathcal{M}_+(\overline{\Omega} \times \overline{\Omega})$, we denote by $\int \sigma^{x,y} \Pi(dx dy)$ the measure $\sigma_\Pi \in \mathcal{M}(\overline{\Omega}; \mathcal{S}_+^{d \times d})$ such that

$$\langle \sigma_\Pi, \Psi \rangle := \int \langle \sigma^{x,y}, \Psi \rangle \Pi(dx dy) \quad \forall \Psi \in C^0(\overline{\Omega}, \mathcal{S}_+^{d \times d}). \quad (1.11)$$

2. MONGE-KANTOROVICH APPROACH FOR THE FREE MATERIAL DESIGN PROBLEM

Throughout the whole section we will assume that the load f is a non-negative measure that we normalize to satisfy $\int f = 1$. As the Dirichlet condition $u = 0$ is prescribed on Σ_0 , it is not restrictive to assume that $f(\Sigma_0) = 0$. To simplify the presentation, we also assume that the design Ω is a convex domain. Note that this convexity assumption

can be removed if we assume that $\Sigma_0 = \partial\Omega$. Keeping the notations from the introduction, we consider the optimal design of heat conductor (FMD) for a given mass m :

$$\alpha(m) := \inf \left\{ \mathcal{C}(\sigma) : \sigma \in \mathcal{M}(\bar{\Omega}; \mathcal{S}_+^{d \times d}), \frac{1}{d} \int \text{Tr} \sigma \leq m \right\}, \quad (2.1)$$

with the compliance $\mathcal{C}(\sigma)$ being defined in (1.4). Here the mass constraint is intended as the overall integral of the arithmetic mean of the eigenvalues of the conductivity tensor. This normalization, although it may look arbitrary, is convenient in order to compare with the (MOP) problem where the infimum is restricted to the subclass of isotropic conductivity tensor fields $\sigma = \text{Id} \mu$. Therefore $\beta(m)$ defined in (1.2) satisfies the inequality $\alpha(m) \leq \beta(m)$. A more precise relation will be derived in Proposition 2.2. Let us first show how we can handle the mass parameter m by introducing the reduced problem associated with (FMD), namely

$$Z := \inf \left\{ \mathcal{C}(\sigma) + \int \text{Tr} \sigma : \sigma \in \mathcal{M}(\bar{\Omega}; \mathcal{S}_+^{d \times d}) \right\}. \quad (2.2)$$

By exploiting the 2-homogeneity with respect to u in the definition (1.4) of $\mathcal{C}(\sigma)$, we easily infer the scaling properties:

$$\mathcal{C}(t\sigma) = \frac{1}{t} \mathcal{C}(\sigma) \quad \forall t > 0, \quad \alpha(m) = \frac{\alpha(1)}{m} \quad \forall m > 0. \quad (2.3)$$

Lemma 2.1. *The infimum problem (2.2) admits at least one solution. All such solutions satisfy the equi-repartition principle $\mathcal{C}(\sigma) = \int \text{Tr} \sigma = \frac{Z}{2}$. Moreover, for given $m > 0$, $\tilde{\sigma}$ is optimal for $\alpha(m)$ if and only if $\sigma = \frac{Z}{2md} \tilde{\sigma}$ is optimal for (2.2). Accordingly, the value function in (2.1) is given by $\alpha(m) = \frac{Z^2}{4md}$ and any minimizer σ for (2.2) is optimal for $\alpha(m_0)$ for $m_0 := \frac{Z}{2d}$ and vice-versa.*

Proof. The existence of an optimal σ for (2.2) is a consequence of the direct method of Calculus of Variations that we apply on the space $\mathcal{M}(\bar{\Omega}; \mathcal{S}_+^{d \times d})$ equipped with the weak* topology. Indeed the functional $\sigma \in \mathcal{M}(\bar{\Omega}; \mathcal{S}_+^{d \times d}) \mapsto \mathcal{C}(\sigma) \in [0, +\infty]$ is convex lower semicontinuous as a supremum over $u \in \mathcal{D}(\mathbb{R}^d)$ of the affine weakly* continuous functions: $L_u(\sigma) = \int u \, d\sigma - \frac{1}{2} \int \langle \sigma, \nabla u \otimes \nabla u \rangle$. On the other hand, the functional $\sigma \in \mathcal{M}(\bar{\Omega}; \mathcal{S}_+^{d \times d}) \mapsto \int \text{Tr} \sigma$ is convex l.s.c. with weakly* compact sublevel sets (notice that the trace coincides with the restriction to $\mathcal{S}_+^{d \times d}$ of a norm on symmetric matrices). Let σ be any solution for (2.2). Then the function $t \in \mathbb{R}_+ \mapsto \mathcal{C}(t\sigma) + \int \text{Tr}(t\sigma) = \frac{1}{t} \mathcal{C}(\sigma) + t \int \text{Tr} \sigma$ is minimal at $t = 1$, thus $\mathcal{C}(\sigma) = \int \text{Tr} \sigma = \frac{Z}{2}$ as claimed and $\frac{Z}{2} = \alpha(\frac{Z}{2d})$. In addition, by using (2.3), we get $\alpha(m) = \frac{Z}{2md} \alpha(\frac{Z}{2d}) = \frac{Z^2}{4md}$. Eventually we notice that $\tilde{\sigma} := \frac{2md}{Z} \sigma$ is admissible for $\alpha(m)$ while, from (2.3), we infer that $\mathcal{C}(\tilde{\sigma}) = \frac{Z}{2md} \mathcal{C}(\sigma) = \frac{Z^2}{4md}$. Thus $\tilde{\sigma}$ is optimal for $\alpha(m)$. The converse implication can be derived in a similar way. The last statement is obvious since, for any solution σ of (2.2), it holds that $\mathcal{C}(\sigma) = \frac{Z}{2} = \alpha(m_0)$ while $\int \text{Tr} \sigma = \frac{Z}{2} = \alpha(m_0)$. \square

Proposition 2.2. *For Z defined by (2.2) let*

$$I(f, \Sigma_0) := \sup \left\{ \langle f, u \rangle : u \in \text{Lip}_1(\Omega), u = 0 \text{ on } \Sigma_0 \right\}. \quad (2.4)$$

The following statements hold true:

(i) *Let $W_1(\cdot, \cdot)$ denote the Monge distance defined in (1.1), then*

$$I(f, \Sigma_0) = W_1(f, \Sigma_0) := \min \left\{ W_1(f, g) : g \in \mathcal{P}(\Sigma_0) \right\} = \int d(x, \Sigma_0) f(dx); \quad (2.5)$$

(ii) *The following equality holds: $Z = \sqrt{2} I(f, \Sigma_0)$;*

(iii) *Let σ be a solution to (2.2). Then $\mu = \text{Tr} \sigma$ solves the mass optimization problem (MOP) with $\int \mu = \frac{Z}{2}$. As a consequence $\mu(\Sigma_0) = 0$ and the value functions for (MOP) and (FMD) are linked by the relation $\beta(m) = d \alpha(m)$. Furthermore σ is the rank-one tensor measure given by*

$$\sigma = (\nabla_\mu \bar{u} \otimes \nabla_\mu \bar{u}) \mu \quad \text{where} \quad \bar{u} := d(x, \Sigma_0). \quad (2.6)$$

($\nabla_\mu \bar{u}$ denotes the μ -tangential gradient of the Lipschitz function \bar{u} as defined in Proposition B.1).

Proof. For the assertion (i), we refer to [8]. The convexity assumption on Ω ensures that the geodesic distance in $\overline{\Omega}$ coincides with the Euclidean one. Let us establish (ii). In order to use a compactness argument, we go back to the constrained problem (2.1) noticing that, by Lemma 2.1, we recover the desired equality by showing that $\alpha(d^{-1}) = \frac{1}{2} (I(f, \Sigma_0))^2$. The latter equality is a consequence of the following chain of equalities:

$$\begin{aligned} \alpha(d^{-1}) &= \inf_{\substack{\sigma \in \mathcal{M}(\overline{\Omega}; \mathcal{S}_+^{d \times d}) \\ \int \text{Tr} \sigma \leq 1}} \sup_{u \in \mathcal{D}(\overline{\Omega} \setminus \Sigma_0)} \left\{ \langle f, u \rangle - \frac{1}{2} \int \langle \sigma, \nabla u \otimes \nabla u \rangle \right\} = \sup_{u \in \mathcal{D}(\overline{\Omega} \setminus \Sigma_0)} \inf_{\substack{\sigma \in \mathcal{M}(\overline{\Omega}; \mathcal{S}_+^{d \times d}) \\ \int \text{Tr} \sigma \leq 1}} \left\{ \langle f, u \rangle - \frac{1}{2} \int \langle \sigma, \nabla u \otimes \nabla u \rangle \right\} \\ &= \sup_{u \in \mathcal{D}(\overline{\Omega} \setminus \Sigma_0)} \left\{ \langle f, u \rangle - \frac{1}{2} \|\nabla u\|_\infty^2 \right\} = \frac{1}{2} (I(f, \Sigma_0))^2 \end{aligned}$$

where in the first line, we switch infimum and supremum by applying Ky Fan's Theorem (see Theorem A.2 in Appendix) to the convex-concave Lagrangian $\mathcal{L}(\sigma, u) = \langle f, u \rangle - \frac{1}{2} \int \langle \sigma, \nabla u \otimes \nabla u \rangle$ taken on $X \times \mathcal{D}(\overline{\Omega} \setminus \Sigma_0)$ where $X := \{\sigma \in \mathcal{M}(\overline{\Omega}; \mathcal{S}_+^{d \times d}) : \int \text{Tr} \sigma \leq 1\}$ is convex and compact for the weak* topology and where to pass from the first to the second line, we optimize with respect to $\sigma \in X$ by taking tensors of the form $\sigma = \tau \otimes \tau \delta_x$ where δ_x is the Dirac mass at x and τ is a unit vector in \mathbb{R}^d . The last equality can be readily obtained by writing competitors u in the form $u = tv$ where $v \in \text{Lip}_1(\Omega)$ and $t \in \mathbb{R}$ and by maximizing in t first and then with respect to v .

Let us now prove the assertion (iii). Let $m_0 = \frac{Z}{2d}$ as given in Lemma 2.1 and let σ solve (2.2). Then $\mu := \text{Tr} \sigma$ satisfies $\int \mu = \frac{Z}{2}$ and, in view of the assertions (i) and (ii) and taking (1.2) into account, we infer that:

$$\mathcal{C}(\text{Id} \mu) \geq \frac{(I(f, \Sigma_0))^2}{2 \int \mu} = \frac{Z}{2}.$$

Since $0 \leq \sigma \leq \text{Id} \mu$, it follows from definition (1.4) that $\mathcal{C}(\sigma) \geq \mathcal{C}(\text{Id} \mu)$, hence $Z = \int \text{Tr} \sigma + \mathcal{C}(\sigma) \geq \frac{Z}{2} + \mathcal{C}(\text{Id} \mu) \geq Z$. As a consequence, we are led to the equalities:

$$\mathcal{C}(\sigma) = \mathcal{C}(\text{Id} \mu) = \frac{Z}{2}. \quad (2.7)$$

It follows that μ is optimal for (MOP) subject to the mass constraint $\int \mu = \frac{Z}{2}$. In particular $\mu(\Sigma_0) = 0$ as a consequence of [8, Prop 3.7] and we have $\mathcal{C}(\text{Id} \mu) = \beta(dm_0) = \frac{1}{d} \beta(m_0)$. On the other hand, it holds that $\mathcal{C}(\sigma) = \alpha(m_0)$ since σ is optimal for (FMD) with the upper bound on the mass being m_0 . Therefore we obtain the equality $\beta(m_0) = d\alpha(m_0)$ that we extend to all $m > 0$ by the scaling property.

To conclude the proof of Proposition 2.2 it remains to show that any optimal σ is uniquely determined in terms of its trace $\mu := \text{Tr} \sigma$ by the relation (2.6). To that aim, we exploit (2.7) and the fact that the function $\bar{u}(x) := d(x, \Sigma_0)$ is optimal in (2.4). It turns out that optimality of μ for (MOP) implies that $|\nabla_\mu \bar{u}| = 1$ μ -a.e (see [8]). Next, we rewrite the supremum problem involved in the definition of the compliance $\mathcal{C}(\text{Id} \mu)$ (resp. $\mathcal{C}(\sigma)$) by extending to Lipschitz competitors as follows:

$$\mathcal{C}(\text{Id} \mu) = \sup \left\{ \langle f, v \rangle - \frac{1}{2} \int |\nabla_\mu v|^2 d\mu : v \in \text{Lip}(\Omega), v = 0 \text{ on } \Sigma_0 \right\} \quad (2.8)$$

$$\mathcal{C}(\sigma) = \sup \left\{ \langle f, v \rangle - \frac{1}{2} \int \langle S, \nabla_\mu v \otimes \nabla_\mu v \rangle d\mu : v \in \text{Lip}(\Omega), v = 0 \text{ on } \Sigma_0 \right\} \quad (2.9)$$

where $S \in L_\mu^\infty(\overline{\Omega}; \mathcal{S}_+^{d \times d})$ satisfies $\sigma = S\mu$ and $\text{Tr} S = 1$. To justify the equalities (2.8), (2.9), it is enough to approximate any element $v \in \text{Lip}(\Omega)$ vanishing on Σ_0 by an equi-Lipschitz sequence v_n in $\mathcal{D}(\mathbb{R}^d \setminus \Sigma_0)$ and apply the assertion (ii) of Proposition B.1. Taking into account (2.7) and that $|\nabla_\mu \bar{u}| = 1$, one checks easily that $\bar{v} := \sqrt{2} \bar{u}$ is optimal in (2.8). Indeed by (2.5), we have

$$\mathcal{C}(\text{Id} \mu) \leq \langle f, \bar{v} \rangle - \frac{1}{2} \int |\nabla_\mu \bar{v}|^2 d\mu = \sqrt{2} I(f, \Sigma_0) - \int \mu = \frac{Z}{2} = \mathcal{C}(\text{Id} \mu).$$

On the other hand by (2.9), we have $\mathcal{C}(\sigma) \geq \langle f, \bar{v} \rangle - \frac{1}{2} \int \langle S, \nabla_\mu \bar{v} \otimes \nabla_\mu \bar{v} \rangle d\mu$. Hence, considering (2.7) and assertion (ii), we deduce that

$$\int \langle S, \nabla_\mu \bar{v} \otimes \nabla_\mu \bar{v} \rangle d\mu \geq \int |\nabla_\mu \bar{v}|^2 d\mu.$$

Obviously the same inequality holds after substituting \bar{v} with \bar{u} . Then, since $\text{Tr } S = 1$ μ -a.e., we may localize to obtain:

$$\langle S, \nabla_\mu \bar{u} \otimes \nabla_\mu \bar{u} \rangle = |\nabla_\mu \bar{u}|^2 \quad \mu\text{-a.e.}$$

and then conclude that $S = \nabla_\mu \bar{u} \otimes \nabla_\mu \bar{u}$ as claimed in (2.6). \square

The rest of the section is devoted to the representation of optimal σ through transport rays connecting the support of f to Σ_0 .

Theorem 2.3. *Let $\bar{\gamma} \in \mathcal{M}_+(G_{\Sigma_0})$ be a pairing measure with first marginal being equal to f . Then, the tensor measure $\bar{\sigma} := \frac{1}{\sqrt{2}} \int \sigma^{x,y} \bar{\gamma}(dxdy)$ is optimal for (2.2). Conversely, any optimal measure σ for (2.2) can be represented in this form for a suitable $\gamma \in \mathcal{M}_+(G_{\Sigma_0})$.*

Proof. Let $\mu = \text{Tr } \bar{\sigma}$. Then, since $\int \text{Tr } \sigma^{x,y} = |x - y|$, we have

$$\int \mu = \frac{1}{\sqrt{2}} \int_{\bar{\Omega} \times \bar{\Omega}} |x - y| \gamma(dxdy) = \frac{1}{\sqrt{2}} \int d(x, \Sigma_0) f(dx) = \frac{1}{\sqrt{2}} I(f, \Sigma_0) = \frac{Z}{2}.$$

This implies that σ meets the mass constraint for $m_0 = \frac{Z}{2d}$ given in Lemma 2.1. On the other hand, by [8, Thm 4.6], the measure μ is optimal for (MOP) for that prescribed mass m_0 . It follows that

$$\mathcal{C}(\bar{\sigma}) \leq \mathcal{C}(\text{Id } \mu) = \frac{I(f, \Sigma_0)^2}{2m_0} = \frac{Z}{2},$$

hence the optimality of $\bar{\sigma}$ in (2.2) since $\mathcal{C}(\bar{\sigma}) + \int \text{Tr } \bar{\sigma} \leq Z$.

Conversely let σ be optimal for (2.2) and let $\mu = \text{Tr } \sigma$. By assertion (iii) of Proposition 2.2 we know that μ is optimal for (MOP) and that σ is rank-one according to (2.6). As a result, it is enough to show the existence of a transport plan $\gamma \in \mathcal{M}_+(G_{\Sigma_0})$ such that μ is represented by the slicing formula:

$$\langle \mu, \varphi \rangle = \frac{1}{\sqrt{2}} \int_{\bar{\Omega} \times \bar{\Omega}} \left(\int_{[x,y]} \varphi d\mathcal{H}^1 \right) \gamma(dxdy) \quad \forall \varphi \in C^0(\mathbb{R}^d).$$

This is a consequence of Lemma 2.4 given hereafter that we apply to μ whose mass is $m_0 = \frac{Z}{2} = \frac{I(f, \Sigma_0)}{\sqrt{2}}$. \square

Lemma 2.4. *Let $f \in \mathcal{P}(\bar{\Omega})$ be a probability measure on $\bar{\Omega}$, $I(f, \Sigma_0)$ defined by (2.4) and $\bar{u} = d(x, \Sigma_0)$. Then:*

(i) *Let $\mu \in \mathcal{M}_+(\bar{\Omega})$ such that $\mathcal{C}(\text{Id } \mu) < +\infty$. Then there exists $g \in \mathcal{P}(\Sigma_0)$ such that*

$$\mathcal{C}(\text{Id } \mu) = \sup_{v \in C^1(\bar{\Omega})} \left\{ \langle f - g, v \rangle - \frac{1}{2} \int |\nabla v|^2 d\mu \right\} = \min_{q \in L^2_\mu(\bar{\Omega}; \mathbb{R}^d)} \left\{ \frac{1}{2} \int |q|^2 d\mu : -\text{div}(q\mu) = f - g \text{ in } \mathcal{D}'(\mathbb{R}^d) \right\}. \quad (2.10)$$

(ii) *Assume further that μ is optimal for (MOP) with mass $m = \frac{Z}{2}$. Then the minimum on the right hand side of (2.10) is reached for a vector field \bar{q} such that we have $|\bar{q}| = \frac{I(f, \Sigma_0)}{m}$ and $\bar{q} = \frac{I(f, \Sigma_0)}{m} \nabla_\mu \bar{u}$ holding μ -a.e. Moreover, there exists a suitable $\bar{\gamma} \in \mathcal{M}_+(G_{\Sigma_0})$ with $\bar{\gamma} \in \Gamma(f, g)$ such that the vector measure $\bar{\lambda} = q\mu$ can be decomposed as follows:*

$$\langle \bar{\lambda}, \psi \rangle = - \int_{\bar{\Omega} \times \bar{\Omega}} \left(\int_{[x,y]} \left\langle \psi, \frac{y-x}{|y-x|} \right\rangle d\mathcal{H}^1 \right) \bar{\gamma}(dxdy) \quad \forall \psi \in C^0(\mathbb{R}^d; \mathbb{R}^d).$$

Note that the assertion (i) above (whose validity requires that $f \geq 0$) provides an equivalence principle between a Dirichlet condition on Σ_0 and a Neumann condition associated with a suitable source term g supported on Σ_0 .

Proof of the assertion (i). We show that as a measure g satisfying the assertion (i) we may take any minimizer for the problem:

$$\min \left\{ G(\nu) : \nu \in \mathcal{P}(\Sigma_0) \right\}, \quad G(\nu) := \sup_{v \in C^1(\bar{\Omega})} \left\{ \langle f - \nu, v \rangle - \frac{1}{2} \int |\nabla v|^2 d\mu \right\}. \quad (2.11)$$

Next by applying again the commutation argument for convex concave Lagrangians (see Theorem A.2), we get

$$\begin{aligned}
\min \left\{ G(\nu) : \nu \in \mathcal{P}(\Sigma_0) \right\} &= \inf_{\nu \in \mathcal{P}(\Sigma_0)} \sup_{v \in C^1(\bar{\Omega})} \left\{ \langle f - \nu, v \rangle - \frac{1}{2} \int |\nabla v|^2 d\mu \right\} \\
&= \sup_{v \in C^1(\mathbb{R}^d)} \inf_{\nu \in \mathcal{P}(\Sigma_0)} \left\{ \langle f - \nu, v \rangle - \frac{1}{2} \int |\nabla v|^2 d\mu \right\} \\
&= \sup_{v \in C^1(\mathbb{R}^d)} \left\{ \langle f, v - \sup_{\Sigma_0} v \rangle - \frac{1}{2} \int |\nabla v|^2 d\mu \right\} \\
&= \sup_{u \in \text{Lip}_+(\mathbb{R}^d)} \left\{ \langle f, u \rangle - \frac{1}{2} \int |\nabla_\mu u|^2 d\mu : u = 0 \text{ on } \Sigma_0 \right\} = \mathcal{C}(\text{Id } \mu),
\end{aligned}$$

where:

- in the third line we used the fact that for every $v \in C^1(\mathbb{R}^d)$ the non-negative Lipschitz function $u = (v - \sup_{\Sigma_0} v)^+$ vanishes on Σ_0 while its energy $\langle f, u \rangle$ is larger than $\langle f, v \rangle$ since $f \geq 0$;
- in the last line, we used the fact that, for a positive load f , the supremum in the definition of the compliance functional is unchanged if we restrict to non-negative Lipschitz functions u .

By taking g to be a minimizer in (2.11), we are led to the first equality in (2.10). The second equality is a byproduct of classical duality in the Hilbert space L_μ^2 after noticing that the divergence condition holding in $\mathcal{D}'(\mathbb{R}^d)$ is equivalent to the equality $\langle f - g, v \rangle = \int \langle g, \nabla v \rangle d\mu$ holding for every $v \in C^1(\mathbb{R}^d)$.

Proof of the assertion (ii) If μ is optimal for (MOP) with mass m_0 , we know from [8, Thm 2.3 and Thm 3.9] that any \bar{q} solving (2.10) has a constant norm $|\bar{q}| = \frac{I(f, \Sigma_0)}{m_0}$ while the vector measure $\bar{\lambda} = \bar{q} \mu$ is optimal for the PDE formulation of the Monge distance between f and g :

$$W_1(f, g) = \min_{\lambda \in \mathcal{M}(\bar{\Omega}; \mathbb{R}^d)} \left\{ \int |\lambda| : -\text{div } \lambda = f - g \text{ in } \mathcal{D}'(\mathbb{R}^d) \right\}.$$

Next, by applying a deep argument in geometric measure theory due to S.K. Smirnov (see [37] and Proposition 2.3 in [26]), we may decompose the optimal vector measure $\bar{\lambda}$ into the form $\bar{\lambda} = \int_{\bar{\Omega} \times \bar{\Omega}} \lambda^{x,y} \bar{\gamma}(dxdy)$ (for definition of $\lambda^{x,y}$ see (1.9)) with $\bar{\gamma} \in \Gamma(f, g)$ being a suitable pairing measure such that

$$\int |\bar{\lambda}| = \int_{\bar{\Omega} \times \bar{\Omega}} |\lambda^{x,y}| \bar{\gamma}(dxdy) = \int_{\bar{\Omega} \times \bar{\Omega}} |x - y| \bar{\gamma}(dxdy).$$

Then, recalling that by (2.5) one has $W_1(f, g) = \int d(x, \Sigma_0) f(dx)$, we infer that $\int_{\bar{\Omega} \times \bar{\Omega}} |x - y| \bar{\gamma}(dxdy) = \int d(x, \Sigma_0) f(dx)$. It follows that $\bar{\gamma}$ is supported in G_{Σ_0} as claimed. \square

Thanks to Theorem 2.3 we are able to characterize the special geometric configurations for which the inequality $\inf(\text{FMD}) \leq \inf(\text{OM})$ mentioned in the introduction becomes an equality. Recalling the definition (1.8) of p_{Σ_0} , let us introduce:

$$M(\Omega, \Sigma_0) := \left\{ x \in \bar{\Omega} \setminus \Sigma_0 : x \in \text{co}(p_{\Sigma_0}(x)) \right\}. \quad (2.12)$$

Notice that $M(\Omega, \Sigma_0)$ is empty if $\Sigma_0 = \text{co}(\Sigma_0)$. Otherwise it is a non-empty compact subset of $\text{co}(\Sigma_0)$ as shown in Lemma 2.7 below.

Corollary 2.5. *Let $f \in \mathcal{P}(\bar{\Omega})$. Then the reduced (FMD) problem (2.2) admits a divergence free solution if and only if $\text{spt}(f) \cap \Omega \subset M(\Omega, \Sigma_0)$. If this condition is violated, then we have the strict inequality $\inf(\text{FMD}) < \inf(\text{OM})$.*

Proof. Assume that $\text{spt}(f) \subset M(\Omega, \Sigma_0)$. By Choquet's theorem, for f -a.e. x , there exists a probability p^x supported in $p_{\Sigma_0}(x)$ whose barycenter $[p^x]$ satisfies $[p^x] = x$. As the map $(x, p) \in \bar{\Omega} \times \mathcal{P}(\Sigma_0) \mapsto [p] - x$ is Borel regular, we can

select p^x so that $x \rightarrow p^x$ is f -measurable (see for instance [20]). Then a plan $\bar{\gamma} \in \mathcal{M}_+(G_{\Sigma_0})$ with first marginal f is obtained by setting for every $\varphi \in C^0(\bar{\Omega} \times \bar{\Omega})$:

$$\langle \bar{\gamma}, \varphi \rangle := \int_{\bar{\Omega}} \langle p^x, \varphi(x, \cdot) \rangle f(dx). \quad (2.13)$$

Then, by invoking Theorem 2.3, the tensor measure $\bar{\sigma} := \frac{1}{\sqrt{2}} \int \sigma^{x,y} \bar{\gamma}(dxdy)$ is optimal for (2.2). Furthermore, in view of definition (1.9), we may evaluate the divergence of σ against a test function $\psi \in \mathcal{D}(\Omega; \mathbb{R}^d)$:

$$\begin{aligned} \sqrt{2} \langle \text{Div } \bar{\sigma}, \psi \rangle &= - \int_{\bar{\Omega} \times \bar{\Omega}} \langle \sigma^{x,y}, \nabla \psi \rangle \bar{\gamma}(dxdy) = - \int_{\bar{\Omega} \times \bar{\Omega}} \left\langle \psi(y) - \psi(x), \frac{y-x}{|y-x|} \right\rangle \bar{\gamma}(dxdy) \\ &= \int_{\Omega} \left(\int \left\langle \psi(x), \frac{y-x}{|y-x|} \right\rangle p^x(dy) \right) f(dx) \\ &= \int_{\Omega} \frac{\langle \psi(x), [p^x] - x \rangle}{d(x, \Sigma_0)} f(dx) = 0, \end{aligned}$$

where in the second line we used (2.13) and the fact that ψ vanishes on $\partial\Omega$ hence p^x -a.e., while in the last line we exploit the fact that $|y-x| = d(x, \Sigma_0)$ for all $y \in p_{\Sigma_0}(x)$, thus p^x -a.e.

In order to prove the converse implication, we assume that (2.2) admits σ as a divergence free solution. Invoking again Theorem 2.3, we may write $\sigma = \frac{1}{\sqrt{2}} \int \sigma^{x,y} \gamma(dxdy)$ for a suitable $\gamma \in \mathcal{M}_+(G_{\Sigma_0})$ with the first marginal being equal to f . This pairing measure γ admits a disintegration of the form (2.13) for a measurable family of probabilities $\{p^x\}$ such that $\text{spt}(p^x) \subset p_{\Sigma_0}(x)$ for f -a.e $x \in \bar{\Omega}$. Then, after the same computations as before, we are led to the equality

$$\sqrt{2} \langle \text{Div } \sigma, \psi \rangle = \int_{\bar{\Omega} \setminus \Sigma_0} \frac{\langle \psi(x), [p^x] - x \rangle}{d(x, \Sigma_0)} f(dx) = 0,$$

holding for every test function $\psi \in \mathcal{D}(\Omega; \mathbb{R}^d)$. It follows that $[p^x] = x$ for f -a.e. $x \in \Omega$, thus $\text{spt}(f) \cap \Omega \subset M(\Omega, \Sigma_0)$ since $M(\Omega, \Sigma_0)$ is closed by Lemma 2.7. We conclude the proof of Corollary 2.5 by noticing that the existence of a divergence free solution to (2.2) induces the equality $\min(\text{FMD}) = \min(\text{OM})$ and vice-versa. \square

Remark 2.6. The requirement for f given in Corollary 2.5 implies that $\text{spt}(f) \cap \Omega$ is contained in $\overline{\text{co}}(\Sigma_0)$ as well as in the closure of the set where $d(\cdot, \Sigma_0)$ is not differentiable. In general these sets are strictly larger than $M(\Omega, \Sigma_0)$. For instance, if $\Omega = \{|x_1| < a, |x_2| < b\}$ with $a \leq b$ and $\Sigma_0 = \partial\Omega$, we infer that $\inf(\text{FMD}) < \inf(\text{OM})$ unless $\text{spt}(f) \subset M(\Omega) = \{x_1 = 0, |x_2| \leq b-a\}$. The fact that p_{Σ_0} can be multi-valued (namely at points of non-differentiability of $d(\cdot, \Sigma_0)$) implies the existence of multiple solutions to the (FMD) problem. In the example above, if f is a Dirac mass located at a point $x_0 = (0, t_0)$ with $|t_0| < b-a$, then all solutions to (FMD) arise from the family of pairings $\{\gamma_\theta : 0 \leq \theta \leq 1\}$ where $\gamma_\theta = (1-\theta) \delta_{(0,t_0)} \otimes \delta_{(-a,t_0)} + \theta \delta_{(0,t_0)} \otimes \delta_{(a,t_0)}$. Among them the only one which meets the divergence free constraint is obtained for $\theta = \frac{1}{2}$ and the optimal stress is $\bar{\sigma} = e_1 \otimes e_1 \mathcal{H}^1 \llcorner [(-a, t_0), (a, t_0)]$.

Lemma 2.7. *Assume that Σ_0 is a strict subset of $\text{co}(\Sigma_0)$. Then $M(\Omega, \Sigma_0)$ is a non-empty compact subset of $\text{co}(\Sigma_0) \setminus \Sigma_0$. If $\Sigma_0 = \partial\Omega$, it coincides with the high ridge of Ω defined by:*

$$M(\Omega) := \left\{ x \in \Omega : d(x, \partial\Omega) \geq d(z, \partial\Omega) \quad \forall z \in \Omega \right\}. \quad (2.14)$$

Proof. Let $u = d(\cdot, \Sigma_0)$ and define, for every $x \notin \Sigma_0$, the convex compact set of S^{d-1} :

$$C_0(x) := \text{co} \left(\left\{ \frac{x-y}{|x-y|} : y \in p_{\Sigma_0}(x) \right\} \right)$$

It turns out that $C_0(x)$ coincides with the Clarke's gradient of u on $\mathbb{R}^d \setminus \Sigma_0$. Moreover, by [19, Prop 4.4.1, Thm 3.2.6], u is locally semi concave in $\mathbb{R}^d \setminus \Sigma_0$ and its lower directional derivative

$$u_-^0(x, \theta) := \liminf_{h \rightarrow 0^+, y \rightarrow x} \frac{u(y+h\theta) - u(y)}{h}$$

is lower semicontinuous and satisfies $|u_-^0(x, \theta)| \leq |\theta|$, while for every $(x, \theta) \in (\mathbb{R}^d \setminus \Sigma_0) \times \mathbb{R}^d$:

$$u_-^0(x, \theta) := \lim_{h \rightarrow 0^+} \frac{u(y + h\theta) - u(y)}{h} = \min \left\{ \langle p, \theta \rangle : p \in C_0(x) \right\}.$$

In view of definition (2.12) and noticing that $u^0(x, \theta) > 0$ if $x \in \Sigma_0$ and θ has a direction pointing inward to the convex set Ω , we deduce the following equivalences:

$$x \in M(\Omega, \Sigma_0) \iff x \notin \Sigma_0 \text{ and } C_0(x) \supset \{0\} \iff u_-^0(x, \theta) \leq 0 \quad \forall \theta \in \mathbb{R}^d. \quad (2.15)$$

It follows from the lower semicontinuity of u_-^0 that $M(\Omega, \Sigma_0)$ is a closed subset of $\text{co}(\Sigma_0) \setminus \Sigma_0$.

If $\Sigma_0 = \partial\Omega$, then the function u is concave on $\overline{\Omega}$ (see for instance [25]) and $C_0(x)$ coincides with the superdifferential $\partial^+ u(x)$ in the sense of convex analysis. Therefore the condition $0 \in C_0(x)$ in (2.15) is equivalent to saying that the maximum of u on $\overline{\Omega}$ is reached at x . Thus in this case, we obtain the equality $M(\Omega, \Sigma_0) = M(\Omega)$ with $M(\Omega)$ defined in (2.14), which in turn is a non-empty convex compact subset.

Eventually we have to show that $M(\Omega, \Sigma_0)$ is non-empty in the general case. Since we assumed that $K_0 := \text{co}(\Sigma_0) \not\subseteq \Sigma_0$, there exists $\bar{x} \in K_0$ such that $u(\bar{x}) = \max_{K_0} u > 0$. We argue that $\bar{x} \in M(\Omega, \Sigma_0)$. If \bar{x} belongs to the interior of K_0 then $u_-^0(\bar{x}, \theta) \leq 0$ for every $\theta \in \mathbb{R}^d$ and our claim follows from (2.15). In fact we may always reduce ourselves to this case by considering a finite subset $\Sigma_{\bar{x}} \subset \Sigma_0$ whose convex hull $K_{\bar{x}}$ contains \bar{x} while having minimal cardinality (at most $d+1$). Noticing that $u(\bar{x}) = \max_{K_{\bar{x}}} u$, we apply the same arguments to the restriction of u to the affine subspace $\bar{x} + V$ spanned by $K_{\bar{x}}$. As $\bar{x} \notin \Sigma_{\bar{x}}$, by construction \bar{x} belongs to the relative interior of $K_{\bar{x}}$ while $p_{\Sigma_0}(\bar{x}) = p_{\Sigma_{\bar{x}}}(\bar{x})$. Therefore $u^0(\bar{x}, \theta) \leq 0$ for $\theta \in V$ and, by applying the counterpart of (2.15) in V , we deduce that

$$0 \in \text{co} \left(\left\{ \frac{\bar{x} - y}{|\bar{x} - y|} : y \in p_{\Sigma_{\bar{x}}}(\bar{x}) \right\} \right),$$

thus arriving at the same conclusion as the right handside above is a subset of $C_0(x)$. □

Remark 2.8. The validity of Corollary 2.5 requires that f is a non-negative measure. In case of a signed load f , Example 6.7 (see in particular the configuration depicted in Fig. 9(c)) furnishes a counter-example in which $\Sigma_0 = \partial\Omega$ and, despite f not being supported in $M(\Omega)$, a solution σ to (FMD) exists such that $\text{Div } \sigma = 0$ in Ω .

3. THE OPTIMAL PRE-STRESSED MEMBRANE PROBLEM

In this section Ω denotes a bounded convex domain of \mathbb{R}^d and Σ_0 a closed subset of $\partial\Omega$. We investigate the optimal design problem described in the introduction:

$$\alpha_0(m) := \inf \left\{ \mathcal{C}(\sigma) : \sigma \in \mathcal{M}(\overline{\Omega}; \mathcal{S}_+^{d \times d}), \text{Div } \sigma = 0 \text{ in } \Omega, \frac{1}{d} \int \text{Tr } \sigma \leq m \right\} \quad (\text{OM})$$

where $\mathcal{C}(\sigma) = \mathcal{C}_{\Omega, f, \Sigma_0}(\sigma)$ is defined in (1.4). In practice $d = 2$ and $f \in \mathcal{M}(\overline{\Omega})$ represents the vertical pressure exerted on the membrane, u the deflection function and Σ_0 the part of the boundary where the membrane is pinned in the vertical direction. We may assume that $f(\Sigma_0) = 0$. Recall that in Section 2 (see Corollary 2.5) we showed that the infimum in (OM) is strictly larger than the infimum of (FMD) (that is $\alpha(m) \leq \alpha_0(m)$), except if f is supported in the set $M(\Omega, \Sigma_0)$ defined in (2.12). Although the two problems exhibit in general very different solutions, they have some common features, in particular the 2-homogeneity argument used in Lemma 2.1. Then it is easy to derive that

$$\alpha_0(m) = \frac{Z_0^2}{4md} \quad (\text{null indices recall the divergence free constraint})$$

where Z_0 denotes the infimum of the following reduced membrane problem

$$Z_0 := \inf \left\{ \mathcal{C}(\sigma) + \int \text{Tr } \sigma : \sigma \in \mathcal{M}(\overline{\Omega}; \mathcal{S}_+^{d \times d}), \text{Div } \sigma = 0 \text{ in } \Omega \right\}. \quad (3.1)$$

As will be seen later optimal tensor measures σ for (3.1) exist and every optimal $\bar{\sigma}$ satisfies the equi-repartition of energy principle

$$\int \text{Tr } \bar{\sigma} = \mathcal{C}(\bar{\sigma}) = \frac{Z_0}{2}. \quad (3.2)$$

Nonetheless, the duality argument leading to Proposition 2.2 has to be modified in a significant way. In order to account for the divergence free constraint in Ω it is necessary to introduce, as a Lagrange multiplier, the symmetrized gradient

$$e(w) := \frac{1}{2} \left(\nabla w + (\nabla w)^T \right),$$

of a smooth function $w \in \text{Lip}(\bar{\Omega}; \mathbb{R}^d)$ vanishing on $\partial\Omega$. Accordingly, the counterpart of the supremum problem (2.4) will read as follows

$$I_0(f, \Sigma_0) := \sup \left\{ \int u \, df : (u, w) \in \mathcal{K} \right\}, \quad (3.3)$$

where \mathcal{K} denotes the convex subset consisting of all Lipschitz pairs $(u, w) \in \text{Lip}(\bar{\Omega})^{1+d}$ such that:

$$\begin{cases} u = 0 & \text{on } \Sigma_0, & w = 0 & \text{on } \partial\Omega, \end{cases} \quad (3.4a)$$

$$\begin{cases} \frac{1}{2} \nabla u \otimes \nabla u + e(w) \leq \text{Id} & \text{a.e in } \Omega. \end{cases} \quad (3.4b)$$

The natural duality involved will be now between continuous pairs (u, w) (that is the deflection and in-plane deformation of the membrane) and measures $(\lambda, \sigma) \in \mathcal{M}(\bar{\Omega}; \mathbb{R}^d) \times \mathcal{M}(\bar{\Omega}; \mathcal{S}^{d \times d})$ (transverse force and in-plane stress). As a primal problem we will consider the (OM) problem (3.1) rewritten in the form:

$$\inf \left\{ J(\lambda, \sigma) : (\lambda, \sigma) \in \mathcal{A} \right\} \quad (\mathcal{P})$$

where J is a suitable functional on measures (see (3.14)) and the admissible set \mathcal{A} is defined by

$$\mathcal{A} := \left\{ (\lambda, \sigma) \in \mathcal{M}(\bar{\Omega}; \mathbb{R}^d \times \mathcal{S}_+^{d \times d}) : -\text{div } \lambda = f \text{ in } \mathbb{R}^d \setminus \Sigma_0, \quad \text{Div } \sigma = 0 \text{ in } \Omega \right\}. \quad (3.5)$$

In parallel we put forward an alternative duality scheme based on a two-point equivalent of the condition (3.4b) (see forthcoming Lemma 3.5), namely:

$$\frac{1}{2} |u(y) - u(x)|^2 + \langle w(y) - w(x), y - x \rangle \leq |x - y|^2 \quad \forall (x, y) \in \bar{\Omega} \times \bar{\Omega}. \quad (3.6)$$

This complementary approach is useful in order to characterize solutions of (\mathcal{P}) which are decomposable in the spirit of Theorem 2.3, i.e. which are of the form λ_π and σ_Π (see definitions (1.10) and (1.11)) for suitable scalar measures (π, Π) on $\bar{\Omega} \times \bar{\Omega}$. These measures act as Lagrange multipliers of the two-point constraint and they will encode an optimal truss-like solution $(\lambda_\pi, \sigma_\Pi)$ to (\mathcal{P}) if they are minimal in the following problem:

$$\inf \left\{ \mathcal{J}(\pi, \Pi) : (\pi, \Pi) \in \mathcal{A} \right\} \quad (\mathcal{P})$$

where \mathcal{J} is a suitable convex local functional on measures (see (3.20)) and \mathcal{A} denotes the class of pairs $(\pi, \Pi) \in \mathcal{M}(\bar{\Omega} \times \bar{\Omega}; \mathbb{R}^2)$ such that $(\lambda_\pi, \sigma_\Pi) \in \mathcal{A}$. One can check easily that

$$(\pi, \Pi) \in \mathcal{A} \iff \begin{cases} (i) & \int (u(y) - u(x)) \pi(dx dy) = \langle f, u \rangle \quad \forall u \in C_{\Sigma_0}(\bar{\Omega}), \\ (ii) & \int \langle w(y) - w(x), \tau^{x,y} \rangle \Pi(dx dy) = 0 \quad \forall w \in C_0(\Omega; \mathbb{R}^d), \\ (iii) & \Pi \geq 0 \text{ on } \bar{\Omega} \times \bar{\Omega} \setminus \Delta \end{cases} \quad (3.7)$$

Note that, by a density argument, conditions (i) and (ii) above hold once they are checked for smooth pairs $(\varphi, \phi) \in \mathcal{D}(\bar{\Omega} \setminus \Sigma_0) \times \mathcal{D}(\Omega; \mathbb{R}^d)$.

The main point of this section consists in showing the following equalities

$$I_0(f, \Sigma_0) = Z_0 = \min(\mathcal{P}) = \inf(\mathcal{P}) \quad (3.8)$$

that render the zero duality gap and moreover allow to choose truss structures $(\lambda_\pi, \sigma_\Pi)$ as minimizing sequences for the (OM) problem. This result is established in Section 3.2 after a preliminary Section 3.1 devoted to some properties

of the convex set \mathcal{K} and to the duality properties of the functionals J and \mathcal{J} which appear in problems (\mathcal{P}) and (\mathcal{P}) , respectively. Before proceeding several remarks are in order:

Remark 3.1. If we restrict the supremum in the right hand member of (3.3) to pairs $(u, w) \in \mathcal{K}$ such that $w \equiv 0$, we recover $I(f, \Sigma_0)$ defined in (2.4) up to factor $\sqrt{2}$. This discrepancy is due to the $\frac{1}{2}$ factor in front of $\nabla u \otimes \nabla u$ that we set in order to better fit to the mechanical viewpoint and in particular with applications of our theory to several issues in civil engineering mentioned in the introduction.

Remark 3.2. In contrast with the (FMD) problem where the dual attainment in (2.4) is straightforward, here a major difficulty is that we cannot ensure the existence of Lipschitz maximizers for (3.3). Indeed, as will seen later, the convex subset \mathcal{K} is merely bounded in $C^{0, \frac{1}{2}}(\Omega) \times W^{1,1}(\Omega; \mathbb{R}^d)$ and relaxed solutions solutions (u, w) may appear as a limit of maximizing sequences and this limit could be even discontinuous. A complete characterization of the closure of \mathcal{K} in $C_0(\Omega) \times L^1(\Omega; \mathbb{R}^d)$ that employs a suitable extension of the two-point condition (3.6) will appear in Section 5 within the framework of maximal monotone maps.

Remark 3.3. A major drawback of the two-point duality strategy is the lack of solutions to problem (\mathcal{P}) in the general case, which will be confirmed by a simple counter-example (see Remark 4.6). This failure of existence is mainly due to the fact that minimizing sequence $(\pi_n, \Pi_n) = (\alpha_n \Pi_n, \Pi_n)$, despite the natural estimate $\sup_n \mathcal{J}(\pi_n, \Pi_n) = \sup_n \int (1 + \frac{\alpha_n^2}{2}) |x - y| \Pi_n(dx dy) < +\infty$, can exhibit very large mass concentrations of Π_n on the diagonal Δ . The same kind of difficulty arises in the mathematical approach towards Michell's truss problem developed in [15]. Nevertheless, we expect that for finitely supported loads f a solution (π, Π) always exists thanks to an extension argument for monotone maps that we present in Section 5 as a conjecture. Should it be true, the optimal discrete measure Π induces an optimal design σ_Π composed of bars (or strings) as it is confirmed analytically through the examples in Section 4 and numerically through the simulations in Section 6.

Remark 3.4. The admissible set \mathcal{A} for (\mathcal{P}) *a priori* involves signed measures π while $\sigma_\Pi \geq 0$ requires that $\Pi \geq 0$. In fact the infimum of (\mathcal{P}) is unchanged if one restrict to measures π of the kind $\pi = \alpha \Pi$ with $\alpha \geq 0$ or, as will appear more natural in the context of Monge-Kantorovich problem (see Section 5.3), with $\alpha \leq 0$. Indeed, if $(\alpha \Pi, \Pi)$ is an element of the admissible set \mathcal{A} , then so is $(|\alpha| \tilde{\Pi}, \tilde{\Pi})$ where $\tilde{\Pi}$ is defined by $\langle \tilde{\Pi}, \varphi \rangle := \int_{\alpha > 0} \varphi(x, y) d\Pi + \int_{\alpha < 0} \varphi(y, x) d\Pi$ for every $\varphi \in C^0(\bar{\Omega}^2)$. Clearly this new admissible pair shares the same energy i.e. $\mathcal{J}(|\alpha| \tilde{\Pi}, \tilde{\Pi}) = \mathcal{J}(\alpha \Pi, \Pi)$. This will be also the case for the admissible pair $(-|\alpha| \hat{\Pi}, \hat{\Pi})$ where $\hat{\Pi}$ is the image of $\tilde{\Pi}$ under the map $(x, y) \mapsto (y, x)$.

3.1. Preliminary results.

Lemma 3.5. *Let there be given $(u, w) \in \text{Lip}(\bar{\Omega})^{1+d}$; then the pointwise constraint (3.4b) is equivalent to the two-point condition (3.6). In particular they imply that the function $v := \text{id} - w$ is monotone on $\bar{\Omega}$. In addition the equality is reached in (3.6) for (x, y) if and only if u and $\langle v(\cdot), y - x \rangle$ are affine functions on $[x, y]$.*

Proof. First let us assume that condition (3.4b) is satisfied. Let $(x, y) \in \bar{\Omega}^2$ be any pair of distinct points and set $\tau = \frac{y-x}{|y-x|}$. Since the trace of (u, w) on the segment $[x, y]$ is Lipschitz continuous, we have

$$\begin{aligned} \langle w(y) - w(x), y - x \rangle &= |y - x| \int_{[x, y]} \langle \nabla w, \tau \rangle d\mathcal{H}^1 = |y - x| \int_{[x, y]} \langle e(w), \tau \otimes \tau \rangle d\mathcal{H}^1 \\ |u(y) - u(x)|^2 &= \left| \int_{[x, y]} \langle \nabla u, \tau \rangle d\mathcal{H}^1 \right|^2 \leq |y - x| \int_{[x, y]} \langle \nabla u \otimes \nabla u, \tau \otimes \tau \rangle d\mathcal{H}^1, \end{aligned}$$

where in the second line we used Schwarz's inequality. From the above and taking (3.4b) into account, we deduce that

$$\frac{1}{2} |u(y) - u(x)|^2 + \langle w(y) - w(x), y - x \rangle \leq |y - x| \int_{[x, y]} \left\langle \frac{1}{2} \nabla u \otimes \nabla u + e(w), \tau \otimes \tau \right\rangle d\mathcal{H}^1 \leq |y - x|^2.$$

Conversely assume that (3.6) holds and let us chose a point of differentiability $x \in \Omega$ for (u, w) . Then, by taking any $\tau \in S^{d-1}$ and $y = x + h\tau$ for small $h > 0$, we infer directly from the two-point condition (3.6) that

$$\left\langle \frac{1}{2} \nabla u(x) \otimes \nabla u(x) + e(w), \tau \otimes \tau \right\rangle = \lim_{h \rightarrow 0} \left\{ \frac{1}{2} \left(\frac{u(x+h\tau) - u(x)}{h} \right)^2 + \left\langle \frac{w(x+h\tau) - w(x)}{h}, \tau \right\rangle \right\} \leq 1.$$

Due to arbitrariness of τ we are led to the desired inequality (3.4b) since the differentiability of the Lipschitz map (u, w) holds a.e. $x \in \Omega$. The asserted equivalence is established. Moreover, by (3.6), the function $v = \text{id} - w$ satisfies $\frac{1}{2} |u(y) - u(x)|^2 \leq \langle v(y) - v(x), y - x \rangle$, hence the monotonicity property. In order to check the last statement let us consider a pair (x, y) where (3.6) holds with an equality. Then, the Schwarz's inequality mentioned above becomes an equality and therefore $\langle \nabla u, \tau \rangle$ is a constant α on $[x, y]$. Then the scalar Lipschitz function $\varphi(t) = \langle v(x+t\tau), \tau \rangle$ satisfies $\varphi' \geq \frac{\alpha^2}{2}$ a.e. while $\varphi(1) - \varphi(0) = \frac{1}{2} \frac{(u(y) - u(x))^2}{|y-x|^2} = \frac{\alpha^2}{2}$. Thus φ has a constant slope $\frac{\alpha^2}{2}$. \square

Remark 3.6. If Ω is a general domain the equivalence stated in Lemma 3.5 is still valid if we restrict the condition (3.6) to those pairs (x, y) satisfying $[x, y] \subset \overline{\Omega}$.

Construction and properties of the functional J . As directly related to the constraint (3.4b), we consider the following subset

$$C := \left\{ (z, M) \in \mathbb{R}^d \times \mathcal{S}^{d \times d} : \frac{1}{2} z \otimes z + M \leq \text{Id} \right\} \quad (3.9)$$

which can be seen as the level set $\{g \leq 1\}$ of the function $g : \mathbb{R}^d \times \mathcal{S}^{d \times d} \rightarrow \mathbb{R}_+$ defined by

$$g(z, M) := \rho^+ \left(\frac{1}{2} z \otimes z + M \right), \quad (3.10)$$

ρ^+ being the semi-norm on $\mathcal{S}^{d \times d}$ given by

$$\rho_+(A) := \sup \left\{ \langle S, A \rangle : S \geq 0, \text{Tr } S \leq 1 \right\}. \quad (3.11)$$

Lemma 3.7. For $A \in \mathcal{S}^{d \times d}$ let σ_A be the set of eigenvalues of A . Then:

(i) $\rho_+(A) = \min\{s \geq 0 : A \leq s \text{Id}\} = \max\{\lambda_+ : \lambda \in \sigma_A\}$.

(ii) Assume moreover that $\rho_+(A) = 1$ and by i_A denote the multiplicity of eigenvalue 1. Then any S optimal in (3.11) satisfies: $\text{rank}(S) \leq i_A \leq \text{rank}(A)$. In particular, we have $\text{rank}(S) \leq d - 1$ if $A \neq \text{Id}$.

Remark 3.8. The rank-one property of optimal $\sigma = S\mu$ in the (FMD) problem obtained in Proposition 2.2 can be seen as a consequence of Lemma 3.7 applied to the rank-one tensor function $A = \nabla_\mu u \otimes \nabla_\mu u$. For $d = 2$ note also that $\text{rank}(S) = 1$ is true unless $A = \rho_+(A) \text{Id}$.

Proof. The assertion (i) is straightforward by evaluating the supremum in (3.11) with $S = a \otimes a$ where $|a| = 1$. Let now A and $S \geq 0$ be such that $1 = \rho_+(A) = \langle S, A \rangle$ and $\text{Tr } S = 1$. We can chose an orthonormal base $\{a_i, 1 \leq i \leq d\}$ so that $A = \sum_i \lambda_i a_i \otimes a_i$ and $S = \sum_i \mu_i a_i \otimes a_i$ where the real eigenvalues λ_i, μ_i satisfy:

$$1 = \lambda_1 = \max_i \lambda_i, \quad \mu_i \in [0, 1], \quad \sum_i \mu_i = 1.$$

Then the equality $1 = \langle S, A \rangle$ is equivalent to $\sum_i \mu_i (1 - \lambda_i) = 0$. Since $\lambda_i \leq 1$, this implies that $\mu_i = 0$ for every index i such that $\lambda_i < 1$. Thus $\text{rank}(S) = \#\{i : \mu_i > 0\} \leq \#\{i : \lambda_i = 1\} = i_A$. \square

Lemma 3.9. The function g defined in (3.10) is convex continuous. Therefore C is a closed (unbounded) convex subset of $\mathbb{R}^d \times \mathcal{S}^{d \times d}$. Its support function is given by

$$\chi_C^*(\theta, S) = \begin{cases} \text{Tr } S + \frac{1}{2} \langle S, q \otimes q \rangle & \text{if } S \in \mathcal{S}_+^{d \times d}, q \in \mathbb{R}^d \text{ and } \theta = Sq, \\ +\infty & \text{if } S \notin \mathcal{S}_+^{d \times d} \text{ or if } \theta \notin \text{Im}(S) \end{cases} \quad (3.12)$$

and we have the following lower bound:

$$\chi_C^*(\theta, S) \geq \frac{1}{2} \text{Tr } S + |\theta|. \quad (3.13)$$

We notice that the expression given in (3.12) for $\theta \in \text{Im}(S)$ is independent of the choice of q such that $\theta = Sq$. With a small abuse of notation, we will sometimes write $\chi_C^*(\theta, S) = \text{Tr} S + \frac{1}{2} \langle S^{-1}\theta, \theta \rangle$.

Proof. It is easy to check that g is locally bounded and that $g = \sup_{|a|=1} g_a$ where, for every $a \in \mathbb{R}^d$, g_a is the convex continuous function given by

$$g_a(z, M) := \frac{1}{2} | \langle z, a \rangle |^2 + \langle Ma, a \rangle.$$

It follows that g is convex continuous hence C is a closed convex subset of $\mathbb{R}^d \times \mathcal{S}^{d \times d}$.

Let us now prove (3.12). First, by considering pairs $(0, -s \text{Id})$ which belong to C for $s > 0$ being arbitrarily large, we infer that $\chi_C^*(\theta, S) = +\infty$ unless $S \geq 0$. Next, assuming that $S \geq 0$, we compute

$$\begin{aligned} \chi_C^*(\theta, S) &= \sup_{z \in \mathbb{R}^d} \sup_{M \in \mathcal{S}^{d \times d}} \left\{ \langle \theta, z \rangle + \langle M, S \rangle : \frac{1}{2} z \otimes z + M \leq \text{Id} \right\} \\ &= \sup_{z \in \mathbb{R}^d} \left\{ \langle \theta, z \rangle + \sup_{M \in \mathcal{S}^{d \times d}} \left\{ \langle M, S \rangle : M \leq \text{Id} - \frac{1}{2} z \otimes z \right\} \right\} \\ &= \text{Tr} S + \sup_{z \in \mathbb{R}^d} \left\{ \langle \theta, z \rangle - \frac{1}{2} \langle Sz, z \rangle \right\}. \end{aligned}$$

Clearly the supremum with respect to z is infinite if θ is not orthogonal to the kernel of S . If it is not the case, then $\theta \in \text{Im}(S)$ and the concave function $z \mapsto \langle \theta, z \rangle - \frac{1}{2} \langle Sz, z \rangle$ achieves its maximum at $z = q$ for q being any solution of $Sq = \theta$, thus rendering the maximum equal to $\frac{1}{2} \langle Sq, q \rangle$.

Eventually, we deduce (3.13) by noticing that the right hand side of the inequality coincides with the support function of $\{(z, A) : |z| \leq 1, 2A \leq \text{Id}\}$ which clearly is a subset of C . \square

Following [30], to the one-homogeneous integrand $\chi_C^* : \mathbb{R}^d \times \mathcal{S}^{d \times d} \rightarrow [0, +\infty]$ and any pair $(\lambda, \sigma) \in \mathcal{M}(\overline{\Omega}; \mathbb{R}^d \times \mathcal{S}^{d \times d})$ we can associate a scalar measure defined for all Borel subsets $B \subset \overline{\Omega}$ by:

$$\int_B \chi_C^*(\lambda, \sigma) := \int_B \chi_C^* \left(\frac{d\lambda}{dm}, \frac{d\sigma}{dm} \right) dm$$

for m being any measure in $\mathcal{M}_+(\overline{\Omega})$ such that $(\lambda, \sigma) \ll m$ (the choice of m is immaterial due to the homogeneity of χ_C^*). By fixing $B = \overline{\Omega}$ we obtain a functional depending on (λ, σ) :

$$J(\lambda, \sigma) := \int_{\overline{\Omega}} \chi_C^*(\lambda, \sigma) \quad \forall (\lambda, \sigma) \in \mathcal{M}(\overline{\Omega}; \mathbb{R}^d \times \mathcal{S}^{d \times d}). \quad (3.14)$$

Convex one-homogeneous functionals on measures of this type have been studied in [10]. In particular, J can be characterized in terms of the duality between $\mathcal{M}(\overline{\Omega}; \mathbb{R}^d \times \mathcal{S}^{d \times d})$ and $C^0(\overline{\Omega}; \mathbb{R}^d \times \mathcal{S}^{d \times d})$:

Lemma 3.10. *The following statements hold true:*

- (i) *The functional J is convex, weakly* lower semicontinuous and 1-homogeneous on $\mathcal{M}(\overline{\Omega}; \mathbb{R}^d \times \mathcal{S}^{d \times d})$. Moreover, in order that $J(\lambda, \sigma) < +\infty$, it is necessary that $\sigma \in \mathcal{M}(\overline{\Omega}; \mathcal{S}_+^{d \times d})$ and $\lambda \ll \mu := \text{Tr} \sigma$. In this case*

$$J(\lambda, \sigma) = \begin{cases} \int \text{Tr} \sigma + \frac{1}{2} \int \langle Sq, q \rangle d\mu & \text{where } \sigma = S\mu \text{ and } \lambda = Sq\mu, \\ +\infty & \text{if } \mu \left(\left\{ \frac{d\lambda}{d\mu} \notin \text{Im}(S) \right\} \right) > 0. \end{cases}$$

- (ii) *J is the support function of the set \mathcal{U}_C of continuous selections of C defined by:*

$$\mathcal{U}_C := \left\{ (\psi, \Psi) \in C^0(\overline{\Omega}; \mathbb{R}^d \times \mathcal{S}^{d \times d}) : (\psi(x), \Psi(x)) \in C \quad \forall x \in \overline{\Omega} \right\}.$$

In particular, for every $\mu \in \mathcal{M}_+(\overline{\Omega})$ and $(q, S) \in L_\mu^1(\overline{\Omega}; \mathbb{R}^d \times \mathcal{S}_+^{d \times d})$, we have

$$J(q\mu, S\mu) = \sup \left\{ \int \left(\langle q, \psi \rangle + \langle S, \Psi \rangle \right) d\mu : (\psi, \Psi) \in \mathcal{U}_C \right\};$$

(iii) Let $\mathcal{C}(\sigma)$ be the compliance functional defined in (1.4). Then we have:

$$\mathcal{C}(\sigma) + \int \text{Tr } \sigma = \min \left\{ J(\lambda, \sigma) : \lambda \in \mathcal{M}(\overline{\Omega}; \mathbb{R}^d), -\text{div } \lambda = f \text{ in } \mathcal{D}'(\mathbb{R}^d \setminus \Sigma_0) \right\}. \quad (3.15)$$

Proof. For (i), we notice that $\chi_{\mathbb{C}}^*(z, 0) < +\infty$ implies that $z = 0$. Therefore if $\sigma = S\mu$ and $\lambda = \theta\mu + \theta_s m_s$ is the Lebesgue decomposition of λ with respect to μ (with $m_s \perp \mu$), then $J(\lambda, \sigma) = \int \chi_{\mathbb{C}}^*(\theta, S) d\mu + \int \chi_{\mathbb{C}}^*(\theta_s, 0) dm_s < +\infty$ implies that $\theta_s = 0$, thus $(\lambda, \sigma) = (\theta, S)\mu$. The integral representation of $J(\lambda, \sigma)$ follows from the definition (3.14) and Lemma 3.9.

For the assertion (ii), we refer to [10, Thm 5] and [16, Thm 11]. Let us now establish assertion (iii). Let $\sigma = S\mu$ with $S \in L_{\mu}^{\infty}(\overline{\Omega}; \mathcal{S}_+^{d \times d})$ and $\text{Tr } S = 1$. In view of the expression for J obtained in (i) we have to show that:

$$\inf \left\{ \frac{1}{2} \int \langle Sq, q \rangle d\mu : -\text{div}(Sq\mu) = f \text{ in } \mathcal{D}'(\mathbb{R}^d \setminus \Sigma_0) \right\} = \sup_{\substack{u \in C^1(\mathbb{R}^d) \\ u=0 \text{ on } \Sigma_0}} \left\{ \langle f, u \rangle - \frac{1}{2} \int \langle S \nabla u, \nabla u \rangle d\mu \right\}.$$

This equality follows from standard duality arguments in L_{μ}^2 where in addition we exploit the density result of Lemma 3.14 to show that the divergence condition $-\text{div}(Sq\mu) = f$ in $\mathcal{D}'(\mathbb{R}^d \setminus \Sigma_0)$ is equivalent to the equality $\langle f, v \rangle = \int \langle Sq, v \rangle d\mu$ holding for every $v \in C^1(\mathbb{R}^d)$ that vanishes on Σ_0 . \square

Construction of the functional \mathcal{J} . We introduce the closed (unbounded) convex subset of \mathbb{R}^2 :

$$\mathcal{C} := \left\{ (s_1, s_2) \in \mathbb{R}^2 : \frac{1}{2}(s_1)^2 + s_2 \leq 1 \right\} \quad (3.16)$$

which is directly related with the two-point condition (3.6). Indeed, if for distinct pairs $(x, y) \in \overline{\Omega} \times \overline{\Omega}$ we set

$$\zeta_1(x, y) = u(y) - u(x), \quad \zeta_2(x, y) := \left\langle w(y) - w(x), \frac{y-x}{|y-x|} \right\rangle, \quad (3.17)$$

then we can rewrite (3.6) as $(\zeta_1, \zeta_2) \in |x-y|\mathcal{C}$ for all $(x, y) \in \overline{\Omega} \times \overline{\Omega}$ (where $\zeta_2(x, y) = 0$ for $x = y$ by convention).

In what follows, a pair of scalar measures (π, Π) on $\overline{\Omega} \times \overline{\Omega}$ will play the role of Lagrange multipliers for the two-point constraint. The convex functional $\mathcal{J}(\pi, \Pi)$ involved in the truss problem (\mathcal{P}) will be associated with the support function $\chi_{\mathcal{C}}^*$ of the convex set \mathcal{C} . Recalling definition (3.9) and formula (3.12), it turns out that this convex one homogeneous integrand $\chi_{\mathcal{C}}^*$ is closely related to $\chi_{\mathbb{C}}^*$:

Lemma 3.11. *The support function of \mathcal{C} is a one-homogeneous convex l.s.c. non-negative function given by*

$$\chi_{\mathcal{C}}^*(t_1, t_2) = \begin{cases} (1 + \frac{1}{2}a^2)t_2 & \text{if } t_2 \geq 0 \text{ and } t_1 = at_2, \\ +\infty & \text{if } t_2 < 0 \text{ or if } t_2 = 0, t_1 \neq 0. \end{cases} \quad (3.18)$$

It satisfies the relation

$$\chi_{\mathcal{C}}^*(t_1, t_2) = \chi_{\mathbb{C}}^*(t_1 \tau, t_2 \tau \otimes \tau) \quad \forall \tau \in S^{d-1}. \quad (3.19)$$

Proof. The formula (3.18) follows directly from (3.12) once we have shown (3.19). For every $(z, M) \in \mathbb{C}$ and any $\tau \in S^{d-1}$ we have $\frac{1}{2}(\langle z, \tau \rangle)^2 + \langle M, \tau \otimes \tau \rangle = \langle \frac{1}{2}z \otimes z + M, \tau \otimes \tau \rangle \leq 1$, thus $(s_1, s_2) = (\langle z, \tau \rangle, \langle M, \tau \otimes \tau \rangle)$ belongs to \mathcal{C} and therefore

$$\chi_{\mathcal{C}}^*(t_1, t_2) \geq \sup \left\{ t_1 \langle z, \tau \rangle + t_2 \langle M, \tau \otimes \tau \rangle : (z, M) \in \mathbb{C} \right\} = \chi_{\mathbb{C}}^*(t_1 \tau, t_2 \tau \otimes \tau).$$

To obtain the opposite inequality, we associate to any element $(s_1, s_2) \in \mathcal{C}$ the pair $(z, M) \in \mathbb{C}$ defined by $z = s_1 \tau$ and $s_2 \tau \otimes \tau$. We are led to

$$\chi_{\mathbb{C}}^*(t_1 \tau, t_2 \tau \otimes \tau) \geq \sup \left\{ s_1 t_1 + s_2 t_2 : (s_1, s_2) \in \mathcal{C} \right\} = \chi_{\mathcal{C}}^*(t_1, t_2).$$

\square

Following the Goffman-Serrin construction, we may associate to any $(\pi, \Pi) \in \mathcal{M}(\overline{\Omega} \times \overline{\Omega}; \mathbb{R}^2)$ the non-negative Borel measure $\chi_{\mathcal{C}}^*(\pi, \Pi)$ ranging in $[0, +\infty]$. The functional \mathcal{J} is defined as follows:

$$\mathcal{J}(\pi, \Pi) := \int_{\overline{\Omega} \times \overline{\Omega}} |x - y| \chi_{\mathcal{C}}^*(\pi, \Pi)(dxdy) \quad \forall (\pi, \Pi) \in \mathcal{M}(\overline{\Omega} \times \overline{\Omega}; \mathbb{R}^2). \quad (3.20)$$

Lemma 3.12. *The functional \mathcal{J} is convex, weakly* lower semicontinuous and 1-homogeneous on $\mathcal{M}(\overline{\Omega} \times \overline{\Omega}; \mathbb{R}^2)$. In order that $\mathcal{J}(\pi, \Pi) < +\infty$, it is necessary that $\Pi \geq 0$ and $\pi \ll \Pi$ on $\overline{\Omega} \times \overline{\Omega} \setminus \Delta$. In this case, it holds that*

$$\mathcal{J}(\pi, \Pi) = \int_{\overline{\Omega} \times \overline{\Omega}} |x - y| \left(1 + \frac{1}{2} \left(\frac{d\pi}{d\Pi} \right)^2 \right) \Pi(dxdy). \quad (3.21)$$

Furthermore, for every $(\pi, \Pi) \in \mathcal{M}(\overline{\Omega}; \mathbb{R}^2)$ we have the inequality

$$J(\lambda_\pi, \sigma_\Pi) \leq \mathcal{J}(\pi, \Pi). \quad (3.22)$$

Remark 3.13. Although one has $J(\alpha\lambda^{x,y}, \sigma^{x,y}) = \mathcal{J}(\alpha\delta_{(x,y)}, \delta_{(x,y)})$ for every pair (x, y) and $\alpha \in \mathbb{R}$, the inequality (3.22) is strict in general. This happens for instance when Π charges two pairs (x, y) and (x', y') such that $\mathcal{H}^1([x, y] \cap [x', y']) > 0$. We expect however that it is possible to avoid this discrepancy by substituting (π, Π) with a suitable equivalent pair $(\tilde{\pi}, \tilde{\Pi})$ such that $(\lambda_{\tilde{\pi}}, \sigma_{\tilde{\Pi}}) = (\lambda_\pi, \sigma_\Pi)$ and no overlapping between segments $[x, y]$ occurs as (x, y) runs over $\text{spt}(\tilde{\Pi})$.

Proof. Since the integrand $\chi_{\mathcal{C}}^*$ is convex, 1-homogeneous and lower semicontinuous from \mathbb{R}^2 to $[0, +\infty]$, we know that, for every open subset $B \subset \overline{\Omega} \times \overline{\Omega}$, the map

$$(\pi, \Pi) \in \mathcal{M}(\overline{\Omega} \times \overline{\Omega}; \mathbb{R}^2) \mapsto \chi_{\mathcal{C}}^*(\pi, \Pi)(B)$$

is weakly* lower semicontinuous. In particular applying this to each level set $B_t = \{|x - y| > t\}$, it follows from Fatou's lemma that

$$\liminf_n \mathcal{J}(\pi_n, \Pi_n) = \liminf_n \int_0^{+\infty} \chi_{\mathcal{C}}^*(\pi_n, \Pi_n)(B_t) dt \geq \int_0^{+\infty} \chi_{\mathcal{C}}^*(\pi, \Pi)(B_t) dt = \mathcal{J}(\pi, \Pi)$$

whenever $(\pi_n, \Pi_n) \xrightarrow{*} (\pi, \Pi)$, hence the desired lower semicontinuity property of \mathcal{J} . Further, if $\pi = \alpha\Pi + \pi_s$ with $\pi_s \perp \Pi$ denotes the Lebesgue-Nikodym decomposition of π with respect to Π , we have $\chi_{\mathcal{C}}^*(\pi, \Pi) = \chi_{\mathcal{C}}^*(\alpha\Pi, \Pi) + \chi_{\mathcal{C}}^*(\pi_s, 0)$, hence by Lemma 3.11 for every $t > 0$:

$$\chi_{\mathcal{C}}^*(\pi, \Pi)(B_t) = \begin{cases} \int (1 + \frac{\alpha^2}{2}) d\Pi & \text{if } \Pi \llcorner B_t \geq 0 \text{ and } |\pi_s|(B_t) = 0, \\ +\infty & \text{otherwise.} \end{cases}$$

Since $\cup_{t>0} B_t = \overline{\Omega} \times \overline{\Omega} \setminus \Delta$, by integrating with respect to t between 0 and $+\infty$, we recover the conditions required for the finiteness of $\mathcal{J}(\pi, \Pi)$ and the equality (3.21).

Let us now prove (3.22). It is not restrictive to assume that $\mathcal{J}(\pi, \Pi) < +\infty$ so that $\Pi \geq 0$ and $\pi = \alpha\Pi$ on $\overline{\Omega} \times \overline{\Omega} \setminus \Delta$ for a suitable Borel function α . Then, for any continuous selection (ψ, Ψ) of the convex set C (see (3.9)), we have

$$\begin{aligned} \langle \lambda_\pi, \psi \rangle + \langle \sigma_\Pi, \Psi \rangle &= \int_{\overline{\Omega} \times \overline{\Omega} \setminus \Delta} \left(\alpha(x, y) \langle \lambda^{x,y}, \psi \rangle + \langle \sigma^{x,y}, \Psi \rangle \right) \Pi(dxdy) \\ &= \int_{\overline{\Omega} \times \overline{\Omega} \setminus \Delta} \left(\int_{[x,y]} \left(\alpha(x, y) \langle \tau^{x,y}, \psi \rangle + \langle \tau^{x,y} \otimes \tau^{x,y}, \Psi \rangle \right) d\mathcal{H}^1 \right) \Pi(dxdy) \\ &\leq \int_{\overline{\Omega} \times \overline{\Omega} \setminus \Delta} \left(\int_{[x,y]} \chi_{\mathcal{C}}^*(\alpha(x, y), 1) d\mathcal{H}^1 \right) \Pi(dxdy) \\ &= \int_{\overline{\Omega} \times \overline{\Omega} \setminus \Delta} |x - y| \chi_{\mathcal{C}}^*(\pi, \Pi)(dxdy) \leq \mathcal{J}(\pi, \Pi) \end{aligned}$$

where, to pass from second to the third line, we used that $(\psi(z), \Psi(z))$ belongs to the convex set C for all $z \in [x, y]$ so that, in virtue of (3.19), we have $(\langle \tau^{x,y}, \psi(z) \rangle, \langle \tau^{x,y} \otimes \tau^{x,y}, \Psi(z) \rangle) \in \mathcal{C}$. We conclude with the desired inequality

upon recalling the assertion (ii) of Lemma 3.10 and by taking the supremum of the left hand side with respect to all pairs $(\psi, \Psi) \in \mathcal{U}_C$. \square

A density result and generalized integration by parts. We first need the following approximation result:

Lemma 3.14. *Let us assume $(u, w) \in (\text{Lip}(\overline{\Omega}))^{1+d}$ such that $u = 0$ on Σ_0 and $w = 0$ on $\partial\Omega$; then there exists a sequence (u_n, w_n) and a constant $M > 0$ such that:*

- (i) $(u_n, w_n) \in \mathcal{D}(\mathbb{R}^d \setminus \Sigma_0) \times \mathcal{D}(\Omega)$ and $(u_n, w_n) \rightarrow (u, w)$ uniformly in $\overline{\Omega}$;
- (ii) $\text{Lip}(u_n) + \text{Lip}(w_n) \leq M$;
- (iii) $\limsup_{n \rightarrow \infty} \|g(\nabla u_n, e(w_n))\|_{L^\infty(\Omega)} \leq \|g(\nabla u, e(w))\|_{L^\infty(\Omega)}$, where g is defined in (3.10).

Proof. Let (u, w) be as given in the statement. It is not restrictive to assume that 0 belongs to the interior of the convex set Ω and by p_Ω we denote the element of $\text{Lip}_1(\mathbb{R}^d; \overline{\Omega})$ defined by

$$p_\Omega(x) = x \quad \text{if } x \in \overline{\Omega}, \quad p_\Omega(x) = \frac{x}{j_\Omega(x)} \quad \text{if } x \in \mathbb{R}^d \setminus \overline{\Omega}$$

where $j_\Omega(x) = \min\{t \geq 0 : x \in t\overline{\Omega}\}$ is the gauge of Ω . We proceed in three steps:

Step1 We construct a Lipschitz extension (\tilde{u}, \tilde{w}) of (u, w) to whole \mathbb{R}^d by setting

$$\tilde{w} = 0 \quad \text{in } \mathbb{R}^d \setminus \overline{\Omega}, \quad \tilde{u} = u \circ p_\Omega.$$

This extension is bounded and satisfies

$$\|g(\nabla \tilde{u}, e(\tilde{w}))\|_{L^\infty(\mathbb{R}^d)} = \|g(\nabla u, e(w))\|_{L^\infty(\Omega)}.$$

Indeed, if k denotes the right hand side, then $g(\nabla(\frac{u}{\sqrt{k}}, e(\frac{w}{k}))) \leq 1$ a.e. and by Lemma 3.5 we have the two-point condition

$$\begin{aligned} \frac{1}{2} |\tilde{u}(y) - \tilde{u}(x)|^2 + \langle \tilde{w}(y) - \tilde{w}(x), y - x \rangle &= \frac{1}{2} |u(p_\Omega(y)) - u(p_\Omega(x))|^2 + \langle w(p_\Omega(y)) - w(p_\Omega(x)), p_\Omega(y) - p_\Omega(x) \rangle \\ &\leq k |p_\Omega(y) - p_\Omega(x)|^2 \leq k |y - x|^2 \end{aligned}$$

holding for all $(x, y) \in (\mathbb{R}^d)^2$.

Step2 In this step we construct a sequence $(u_n, w_n) \in \text{Lip}(\mathbb{R}^d; \mathbb{R}^{1+d})$ which fulfils conditions (ii), (iii) of the lemma, but instead of (i), we merely require that $\text{spt}(u_n) \cap \Sigma_0 = \emptyset$ and $\text{spt}(w_n) \Subset \Omega$. To that aim, we consider a small parameter $\delta > 0$ and we contract the pair (\tilde{u}, \tilde{w}) defined in Step 1 as follows:

$$u_\delta(x) = \frac{1}{1+\delta} \tilde{u}((1+\delta)x), \quad w_\delta(x) = \frac{1}{1+\delta} \tilde{w}((1+\delta)x).$$

Clearly we have $g(\nabla u_\delta, e(w_\delta))(x) = g(\nabla \tilde{u}, e(\tilde{w}))((1+\delta)x) \leq \|g(\nabla u, e(w))\|_{L^\infty(\Omega)}$ while $\text{spt}(w_\delta) \subset \frac{\overline{\Omega}}{1+\delta} \Subset \Omega$. By construction we also have $u_\delta = 0$ on Σ_0 but unfortunately $\text{spt}(u_\delta)$ may touch a part of Σ_0 . To remedy this we slightly modify u_δ to arrive at v_δ vanishing on $\{|u_\delta| \leq \delta\}$; we consider:

$$v_\delta := u_\delta - \delta \quad \text{on } \{u_\delta \leq -\delta\}, \quad v_\delta := 0 \quad \text{on } \{|u_\delta| \leq \delta\}, \quad v_\delta := u_\delta + \delta \quad \text{on } \{u_\delta \geq \delta\}.$$

Then, clearly, v_δ is a Lipschitz function such that $\text{spt}(v_\delta) \cap \Sigma_0 = \emptyset$. Besides one easily checks that $\nabla v_\delta \otimes \nabla v_\delta \leq \nabla u_\delta \otimes \nabla u_\delta$ a.e. hence $g(\nabla v_\delta, e(w_\delta)) \leq g(\nabla u_\delta, e(w_\delta))$. Eventually, since $|u_\delta - v_\delta| \leq \delta$ and (\tilde{u}, \tilde{w}) is bounded and Lipschitz, we have that $(v_\delta, w_\delta) \rightarrow (u, w)$ uniformly in $\overline{\Omega}$ while keeping the same Lipschitz constant. Hence the Step 2 is completed by taking $(u_n, w_n) = (v_{\delta_n}, w_{\delta_n})$ as approximating sequence with $\delta_n \rightarrow 0$.

Step3 To each pair (u_n, w_n) constructed in Step 2 we apply a smooth convolution kernel $\theta_\varepsilon(x) = \varepsilon^{-d} \theta(\frac{x}{\varepsilon})$ where θ is a radial symmetric element of $\mathcal{D}^+(\mathbb{R}^d)$ such that $\int \theta = 1$. Since $\text{spt}(w_n) \Subset \Omega$ and $\text{spt}(u_n) \Subset \mathbb{R}^d \setminus \Sigma_0$, the pair $(u_n^\varepsilon, w_n^\varepsilon) := (u_n * \theta_\varepsilon, w_n * \theta_\varepsilon)$ belongs to $\mathcal{D}(\mathbb{R}^d \setminus \Sigma_0) \times \mathcal{D}(\Omega)$ for ε small enough and still satisfies condition (ii). On the other hand, since the integrand g is convex lower semicontinuous, it follows from Lemma ?? applied to $\xi = (\nabla u_n, e(w_n))$ that

$$g(\nabla u_n^\varepsilon, e(w_n^\varepsilon)) \leq g(\nabla u_n, e(w_n)) \leq \|g(\nabla u, e(w))\|_{L^\infty(\Omega)}.$$

Then, by using a classical diagonalization argument we may choose a sequence $\varepsilon_n \rightarrow 0$ so that $(u_n, w_n) := (u_n^{\varepsilon_n}, w_n^{\varepsilon_n})$ satisfies the required conditions (i), (ii), (iii). The proof of Lemma 3.14 is complete. \square

As a consequence of Lemma 3.14 elements $(u, w) \in \mathcal{K}$ (see (3.4)) which are characterized by condition $\|g(\nabla u, e(w))\|_{L^\infty(\Omega)} \leq 1$ can be approximated uniformly by smooth elements of \mathcal{K} that satisfy (i), (ii), (iii). Moreover, by using tangential differential calculus (see Appendix B) with respect to a measure, we can deduce an integration by parts formula (see (3.23) below):

Corollary 3.15. *Let $(u, w) \in \mathcal{K}$ and $\mu \in \mathcal{M}_+(\overline{\Omega})$. Then:*

- (i) $\nabla_\mu u = 0$ μ -a.e. in Σ_0 and $e_\mu(w) = 0$ μ -a.e. in $\partial\Omega$;
- (ii) for all $(\theta, S) \in L^1_\mu(\overline{\Omega}; \mathbb{R}^d \times \mathcal{S}_+^{d \times d})$ with $-\operatorname{div}(\theta\mu) = f$ in $\mathcal{D}'(\Sigma_0^c)$ and $\operatorname{Div}(S\mu) = 0$ in $\mathcal{D}'(\Omega)$ it holds that:

$$\langle f, u \rangle = \int \langle \theta, \nabla_\mu u \rangle d\mu + \int \langle S, e_\mu(w) \rangle d\mu, \quad (3.23)$$

$$\langle \theta, \nabla_\mu u \rangle + \langle S, e_\mu(w) \rangle \leq \chi_C^*(\theta, S) \quad \mu\text{-a.e.} \quad (3.24)$$

Proof. By Lemma 3.14 there exists an equi-Lipschitz approximating sequence $(u_n, w_n) \in \mathcal{K}$ converging uniformly to (u, w) and such that u_n, w_n are smooth and compactly supported in Σ_0^c and Ω respectively. It follows that

$$(\nabla_\mu u_n, e_\mu(w_n)) \xrightarrow{*} (\nabla_\mu u, e_\mu(w)) \quad \text{in } L^\infty_\mu(\overline{\Omega}; \mathbb{R}^d \times \mathcal{S}^{d \times d}). \quad (3.25)$$

The assertion (i) is then a consequence of the fact that, for each n , $\nabla_\mu u_n = P_\mu \nabla u_n$ vanishes on Σ_0 while $e_\mu(w_n) = P_\mu(e(w_n))P_\mu$ vanishes on $\partial\Omega$.

Let now $(\theta, S) \in L^1_\mu(\overline{\Omega}; \mathbb{R}^d \times \mathcal{S}_+^{d \times d})$ as given in the lemma. The condition $-\operatorname{div}(\theta\mu) = f$ in $\mathcal{D}'(\Sigma_0^c)$ implies (see Proposition B.4) that $\theta(x) \in T_\mu(x)$ for μ -almost all x in the open subset Σ_0^c . In the same way the condition $\operatorname{Div}(S\mu) = 0$ in $\mathcal{D}'(\Omega)$ implies that $P_\mu S P_\mu = S$ holds μ -a.e. in Ω . Therefore, recalling that u_n vanishes in a neighbourhood of Σ_0 , we have

$$\langle f, u_n \rangle = \int_{\overline{\Omega} \setminus \Sigma_0} \langle \theta, \nabla u_n \rangle d\mu + \int_\Omega \langle S, e(w_n) \rangle d\mu = \int_{\overline{\Omega} \setminus \Sigma_0} \langle \theta, \nabla_\mu u_n \rangle d\mu + \int_\Omega \langle S, e_\mu(w_n) \rangle d\mu.$$

Passing to the limit $n \rightarrow \infty$ with the help of (3.25) and of the assertion (i) we obtain (3.23). In order to derive (3.24), we start with the inequality:

$$\int_{B \setminus \Sigma_0} \langle \theta, \nabla u_n \rangle d\mu + \int_{B \cap \Omega} \langle S, e(w_n) \rangle d\mu \leq \int_B \chi_C^*(\theta, S) d\mu$$

which holds for any Borel set $B \subset \overline{\Omega}$ since $(\nabla u_n, e(w_n)) \in C$ everywhere in $\overline{\Omega}$. Passing to the limit with the same arguments as before we get

$$\int_B \langle \theta, \nabla_\mu u \rangle d\mu + \int_B \langle S, e_\mu(w) \rangle d\mu \leq \int_B \chi_C^*(\theta, S) d\mu$$

thus (3.24) follows by localizing. \square

3.2. Primal and dual formulations. We recall our primal problem

$$\inf_{(\lambda, \sigma) \in \mathcal{M}(\overline{\Omega}; \mathbb{R}^d \times \mathcal{S}_+^{d \times d})} \left\{ J(\lambda, \sigma) : -\operatorname{div} \lambda = f \quad \text{in } \mathbb{R}^d \setminus \Sigma_0, \quad \operatorname{Div} \sigma = 0 \quad \text{in } \Omega \right\} \quad (\mathcal{P})$$

where J is the functional on measures defined in (3.14). By minimizing with respect to λ first, with the help of (3.15) we immediately recover that $\inf(\mathcal{P}) = Z_0$ where Z_0 is the infimum of the reduced (OM) problem (3.1). We also recall the truss variant of (\mathcal{P}) given by

$$\inf \left\{ \mathcal{J}(\pi, \Pi) : (\pi, \Pi) \in \mathcal{A} \right\} \quad (\mathcal{P})$$

where \mathcal{J} and \mathcal{A} are defined by (3.20) and (3.7) respectively. In virtue of Lemma 3.12 and of the definition of the admissible set \mathcal{A} , we clearly have the inequality $\inf(\mathcal{P}) \leq \inf(\mathcal{P})$.

The dual problem is a relaxed version of the supremum problem (3.3) that we shall write as

$$\sup \left\{ \int u \, df : (u, w) \in \overline{\mathcal{K}} \right\} \quad (\mathcal{P}^*)$$

where $\overline{\mathcal{K}}$ denotes the closure of the convex constraint \mathcal{K} , defined in (3.4), as a subset of the Banach space $C^0(\overline{\Omega}) \times L^1(\Omega)$. The choice of this topology is induced by the following estimate result:

Lemma 3.16. *Let R denote the diameter of Ω . Then, for every $(u, w) \in \mathcal{K}$ it holds that:*

- (i) $\|w\|_{L^\infty(\Omega)} \leq R$;
- (ii) $|u(x) - u(y)| \leq \sqrt{2R} |x - y|^{\frac{1}{2}}$ for every $(x, y) \in \overline{\Omega} \times \overline{\Omega}$;
- (iii) $\int_\Omega |Dw| + \int_\Omega |\nabla u|^2 \, dx \leq d|\Omega| + c_d R^d$ (with c_d depending on d only).

As a consequence, if Σ_0 is non-empty, \mathcal{K} is a bounded convex subset of $(C^{0, \frac{1}{2}}(\overline{\Omega}) \cap W^{1,2}(\Omega)) \times (W^{1,1} \cap L^\infty)(\Omega; \mathbb{R}^d)$, hence it is relatively compact in $C^0(\overline{\Omega}) \times L^1(\Omega; \mathbb{R}^d)$.

The complete characterization of the compact $\overline{\mathcal{K}}$ (as a subset of $C^0(\overline{\Omega}) \times BV(\overline{\Omega}; \mathbb{R}^d)$) will be given in Section 5.

Proof. Let us take an element $(u, w) \in \mathcal{K}$. By Lemma 3.5 the two point condition (3.6) holds for all $(x, y) \in \overline{\Omega} \times \overline{\Omega}$. In particular, we have $\langle w(y) - w(x), y - x \rangle \leq |x - y|^2$ while $w(y) = 0$ for all $y \in \partial\Omega$. Fix an arbitrary $x \in \Omega$. Then, for every $\tau \in S^{d-1}$, there exists a unique real $t \in (0, R)$ such that $x' = x + t\tau \in \partial\Omega$. Thus we get $-\langle w(x), \tau \rangle \leq t \leq R$ and $|w|(x) \leq R$ as τ is arbitrary. This proves (i). Furthermore, if $x, y \in \Omega$ are distinct and $\tau^{x,y} = \frac{y-x}{|y-x|}$, there exists $s, t > 0$ such that $x' = x - s\tau^{x,y}$, $y' = y + t\tau^{x,y}$ belong to $\partial\Omega$ and $s + t + |x - y| = |y' - x'| \leq R$. We deduce from the above that $-\langle w(y) - w(x), \tau^{x,y} \rangle \leq s + t \leq R$, thus $-\langle w(y) - w(x), y - x \rangle \leq R|x - y|$. Eventually the assertion (ii) follows by exploiting again (3.6):

$$\frac{1}{2} |u(y) - u(x)|^2 \leq |x - y|^2 - \langle w(y) - w(x), y - x \rangle \leq 2R|x - y|.$$

The assertion (iii) is a consequence of applying [1, Prop 5.1] to the Lipschitz monotone map $v : \mathbb{R}^d \rightarrow \mathbb{R}^d$ where $v(x) := x - w(x)$ in $\overline{\Omega}$ and $v(x) = x$ in $\mathbb{R}^d \setminus \overline{\Omega}$. Then, owing to Remark 5.2 in [1], it holds that

$$\int_\Omega |Dv| \leq C_d R^{d-1} \text{osc}(v, \Omega) \quad \left(\text{osc}(v, \Omega) := \sup\{|v(x) - v(y)|, (x, y) \in \Omega^2\} \right)$$

for a suitable universal constant C_d . Since by (i) the oscillation of v in Ω is not larger than $2R$, we get $\int_\Omega |Dv| \leq 2C_d R^d$. On the other hand, (3.4b) implies that $\frac{1}{2} \nabla u \otimes \nabla u \leq e(v)$, hence $\frac{1}{2} |\nabla u|^2 \leq \text{Div } v$ by taking the traces. All in all, we deduce the estimate (iii) with $c_d = 6C_d$. \square

As a consequence of the compactness of $\overline{\mathcal{K}}$, the linear continuous form $(u, w) \in C^0(\overline{\Omega}) \times L^1(\Omega; \mathbb{R}^d) \mapsto \langle f, u \rangle$ achieves its maximum and (\mathcal{P}^*) admits (possibly non-Lipschitz) solutions. In addition, by applying the Hölder estimate (ii) and the Dirichlet condition $u = 0$ on Σ_0 , we get:

$$\max(\mathcal{P}^*) = I_0(f, \Sigma_0) \leq \sqrt{2} \text{diam}(\Omega) \int |f| < +\infty. \quad (3.26)$$

An important tool for proving the equalities announced in (3.8) is the following perturbation of the dual problem: given K being a closed subset of $\overline{\Omega} \times \overline{\Omega}$ we define $h_K : (p, q) \in C^0(\overline{\Omega} \times \overline{\Omega}; \mathbb{R}^2) \rightarrow [-\infty, 0]$ to be the functional defined by

$$h_K(p, q) := \inf_{u, w} \left\{ -\langle f, u \rangle \mid \begin{array}{l} (u, w) \in (\text{Lip}(\overline{\Omega}))^{d+1}, \quad u = 0 \text{ in } \Sigma_0, \quad w = 0 \text{ in } \partial\Omega, \\ (\zeta_1(u) + p, \zeta_2(w) + q) \in |x - y| \mathcal{C} \quad \text{for all } (x, y) \in K \end{array} \right\} \quad (3.27)$$

where

$$\zeta_1(u)(x, y) := u(y) - u(x), \quad \zeta_2(w)(x, y) := \langle w(y) - w(x), \tau^{x,y} \rangle. \quad (3.28)$$

Proposition 3.17. *Let K be a compact subset of $\overline{\Omega}^2$ and define the (possibly empty) convex subset $\mathcal{A}_K := \{(\pi, \Pi) \in \mathcal{A} : \text{spt}((\pi, \Pi)) \subset K\}$. Then:*

(i) The conjugate of h_K in the duality between $C^0(\overline{\Omega} \times \overline{\Omega}; \mathbb{R}^2)$ and $\mathcal{M}(\overline{\Omega} \times \overline{\Omega}; \mathbb{R}^2)$ is given by

$$h_K^*(\pi, \Pi) = \begin{cases} \mathcal{J}(\pi, \Pi) & \text{if } (\pi, \Pi) \in \mathcal{A}_K, \\ +\infty & \text{otherwise;} \end{cases}$$

(ii) h_K is convex; it is finite at $(0, 0)$ if and only if $\mathcal{A}_K \cap \text{dom}(\mathcal{J})$ is non-empty. If this is the case and if moreover K does not intersect the diagonal Δ , then h_K is continuous at $(0, 0)$ and there exists a minimizer for the problem

$$\inf \left\{ \mathcal{J}(\pi, \Pi) : (\pi, \Pi) \in \mathcal{A}_K \right\} \quad (\mathcal{P}_K)$$

(iii) The function $h := h_{\overline{\Omega} \times \overline{\Omega}}$ is finite and lower semicontinuous at $(0, 0)$.

Proof. Let us compute the conjugate of h_K at (π, Π) . We have

$$\begin{aligned} h_K^*(\pi, \Pi) &= \sup_{p, q, u, w} \left\{ \langle \pi, p \rangle + \langle \Pi, q \rangle + \langle f, u \rangle \mid \begin{array}{l} (u, w) \in (\text{Lip}(\overline{\Omega}))^{d+1}, \quad u = 0 \text{ in } \Sigma_0, \quad w = 0 \text{ in } \partial\Omega, \\ (\zeta_1(u) + p, \zeta_2(w) + q) \in |x - y| \mathcal{C} \quad \text{for all } (x, y) \in K \end{array} \right\} \\ &= \sup_{\tilde{p}, \tilde{q}} \left\{ \langle \pi, \tilde{p} \rangle + \langle \Pi, \tilde{q} \rangle : (\tilde{p}, \tilde{q}) \in |x - y| \mathcal{C} \quad \text{for all } (x, y) \in K \right\} \\ &\quad + \sup_{u, w} \left\{ \langle f, u \rangle - \langle \pi, \zeta_1(u) \rangle - \langle \Pi, \zeta_2(w) \rangle : (u, w) \in (\text{Lip}(\overline{\Omega}))^{d+1}, \quad u = 0 \text{ in } \Sigma_0, \quad w = 0 \text{ in } \partial\Omega \right\}, \end{aligned}$$

where, to pass from the first to the second line, we have set $(\tilde{p}, \tilde{q}) = (\zeta_1(u) + p, \zeta_2(w) + q)$ which in fact run over all $C_0(\overline{\Omega} \times \overline{\Omega}; \mathbb{R}^2)$ selections of the multifunction $|x - y| \mathcal{C}$ whatever is (u, w) . This allows to split the supremum into the sum $a(\pi, \Pi) + b(\pi, \Pi)$ where a is the supremum with respect to (\tilde{p}, \tilde{q}) in the second line and b is the supremum with respect to (u, w) in the third line. By linearity, we see that $b(\pi, \Pi)$ coincides with the indicator of the set of measures (π, Π) satisfying the conditions (i) and (ii) in (3.7) for Lipschitz test functions thus, by using a density argument, we get $b = \chi_{\mathcal{A}}$. Next we rewrite $a(\pi, \Pi)$ in the form

$$a(\pi, \Pi) = \sup \left\{ \int \zeta_1 d\pi + \int \zeta_2 d\Pi : \zeta_1, \zeta_2 \in C^0(\overline{\Omega} \times \overline{\Omega}), (\zeta_1, \zeta_2) \in \Gamma(x, y) \text{ on } \overline{\Omega} \times \overline{\Omega} \right\}$$

where $\Gamma(x, y) = |x - y| \mathcal{C}$ if $(x, y) \in K$ and $\Gamma(x, y) = \mathbb{R}^2$ if $(x, y) \in \overline{\Omega}^2 \setminus K$. It is easy to check that Γ is lower semicontinuous as a multifunction ranging in the family of closed convex subsets of \mathbb{R}^2 . The support function of $\Gamma(x, y)$ determines a one-homogeneous lower semicontinuous integrand $\varphi : \overline{\Omega}^2 \times \mathbb{R}^2 \rightarrow [0, +\infty]$ given by $\varphi((x, y), z) = |x - y| \chi_{\mathcal{C}}^*(z)$ if $(x, y) \in K$ and by $\varphi((x, y), z) = \chi_{\{0\}}(z)$ otherwise. Then, by applying [16, Theorem 5] and by using once more the Goffmann-Serrin convention, we deduce that

$$a(\pi, \Pi) = \int_{\overline{\Omega}^2} \varphi((x, y), (\pi, \Pi)) = \begin{cases} \mathcal{J}(\pi, \Pi) & \text{if } \text{spt}(\pi, \Pi) \subset K, \\ +\infty & \text{otherwise.} \end{cases}$$

Therefore, recalling that $h_K^*(\pi, \Pi) = a(\pi, \Pi) + b(\pi, \Pi)$, we recover the expression given by the assertion (i).

Lets us now prove the assertion (ii). The convexity of h_K is straightforward due to convexity of the set of elements $\{(u, w), (p, q)\}$ which satisfy the constraint in (3.27). Notice that $h_K \leq 0$ (by taking $(u, w) = (0, 0)$). On the other hand, in view of assertion (i), $\mathcal{A}_K \cap \text{dom}(\mathcal{J})$ is non-empty if and only if $\inf h_K^* < +\infty$. In this case we have $h_K(0, 0) \geq h_K^{**}(0, 0) = -\inf h_K^* > -\infty$ and the function h_K is convex, proper and finite at $(0, 0)$.

Assume now that the compact subset K is such that $K \cap \Delta$ is empty. Then there exists $\delta > 0$ such that $|x - y| \geq \delta$ for all $(x, y) \in K$. By evaluating the infimum in (3.27) with $(u, w) = (0, 0)$ and in view of (3.16), we obtain that

$$h_K(p, q) \leq 0 \quad \text{whenever} \quad \max_K \left\{ \frac{p^2}{2} + q \right\} \leq \delta,$$

from which follows that the convex function h_K is continuous at $(p, q) = (0, 0)$. An important consequence is that h_K^* attains its minimum on $\mathcal{M}(\overline{\Omega} \times \overline{\Omega}; \mathbb{R}^2)$ and that $-h_K(0, 0) = -h_K^{**}(0, 0) = \min h_K^*$ (see Lemma A.1), hence the assertion (ii).

The proof of the assertion (iii) is delicate and requires technical tools about maximal monotone maps developed in Section 5. Let (p_n, q_n) be a sequence such that $(p_n, q_n) \rightarrow 0$ in $C^0(\overline{\Omega}^2)$. It is not restrictive to assume that $|p_n(x, y)| \leq 1$ and $|q_n(x, y)| \leq 1$ for any n and $(x, y) \in \overline{\Omega} \times \overline{\Omega}$ and that $\sup_n h(p_n, q_n) < +\infty$. By definition (3.27), we may choose $(u_n, w_n) \in C_{\Sigma_0}(\overline{\Omega}) \times (C_0(\Omega))^d$ so that

$$-\langle f, u_n \rangle \leq h(p_n, q_n) + \frac{1}{n}, \quad \frac{1}{2}|\zeta_1(u_n) + p_n|^2 + |x - y|(\zeta_2(w_n) + q_n) \leq |x - y|^2 \quad \forall (x, y) \in (\overline{\Omega})^2. \quad (3.29)$$

In particular, recalling definition (3.28), we deduce that

$$\langle w_n(y) - w_n(x), y - x \rangle \leq |x - y|^2 - q_n(x, y)|x - y| \leq |x - y|(|x - y| + 1).$$

From this we deduce that w_n is uniformly bounded by slightly modifying the proof of claim (i) in Lemma 3.16. Indeed, by choosing for any $x \in \Omega$, any vector $\tau \in S^{d-1}$ and a real t such that $|t| \leq \text{diam}(\Omega)$ and $y = x + t\tau \in \partial\Omega$, we obtain that $-\langle w(x), \tau \rangle \leq t + 1 \leq R + 1$ where $R = \text{diam}(\Omega)$. As τ is arbitrary, we arrive at the uniform bound $\sup |w_n| \leq 1 + R$ yielding in particular that $\zeta_2(w_n) + q_n \geq -2(R + 1) - 1$. Going back to the inequalities in (3.29), we obtain the following estimate on (u_n)

$$|u_n(y) - u_n(x) + p_n(x, y)| \leq C\sqrt{x - y} \quad \forall (x, y) \in \overline{\Omega} \times \overline{\Omega}, \quad (3.30)$$

where we can take $C = (6R + 6)^{1/2}$. Since p_n tends to zero uniformly in $\overline{\Omega}$ we infer equi-continuity of $\{u_n\}$ and, since $u_n = 0$ on Σ_0 , in virtue of Arzelà-Ascoli theorem, we may extract a subsequence u_{n_k} that converges uniformly to a function $u \in C_{\Sigma_0}(\overline{\Omega})$

Next, upon extending w_{n_k} by zero to whole \mathbb{R}^d , we may choose a subsequence (without further relabelling) w_{n_k} that K-converges to a multifunction $\tilde{\mathbf{w}} : \mathbb{R}^d \rightarrow 2^{\mathbb{R}^d}$ of a closed graph. This multifunction $\tilde{\mathbf{w}}$ is of full domain since for each $x \in \mathbb{R}^d$ the set $\{w_{n_k}(x)\}_k$ is bounded and hence the sequence $(x, w_{n_k}(x))$ admits a cluster point. Moreover, obviously we have $\tilde{\mathbf{w}} = \{0\}$ on $\overline{\Omega}^c$. For arbitrary pair $(x, y) \in \overline{\Omega} \times \overline{\Omega}$ we choose any $\hat{x} \in \tilde{\mathbf{w}}(x)$ and $\hat{y} \in \tilde{\mathbf{w}}(y)$. Then there exists a sequence $(x_k, y_k) \in \overline{\Omega} \times \overline{\Omega}$ such that $(x_k, y_k) \rightarrow (x, y)$ and $(w_{n_k}(x_{n_k}), w_{n_k}(y_{n_k})) \rightarrow (\hat{x}, \hat{y})$. Directly from (3.29) we have

$$\frac{1}{2}(u_{n_k}(y_k) - u_{n_k}(x_k) + p_{n_k}(x_k, y_k))^2 + \langle w_{n_k}(y_k) - w_{n_k}(x_k), y_k - x_k \rangle + q_{n_k}(x_k, y_k)|x_k - y_k| \leq |x_k - y_k|^2.$$

Since u_n, p_n and q_n converge uniformly on $\overline{\Omega}$ we find that in the limit

$$\frac{1}{2}|u(y) - u(x)|^2 + \langle \hat{y} - \hat{x}, y - x \rangle \leq |x - y|^2 \quad \forall \hat{x} \in \tilde{\mathbf{w}}(x), \hat{y} \in \tilde{\mathbf{w}}(y), \quad \forall (x, y) \in \overline{\Omega} \times \overline{\Omega} \quad (3.31)$$

rendering $\tilde{\mathbf{v}} := \text{id} - \tilde{\mathbf{w}}$ a monotone multifunction of closed graph and of full domain. In case $\tilde{\mathbf{v}}$ is not maximal we define $\mathbf{v}(x) = \text{co}(\tilde{\mathbf{v}}(x))$ arriving at a maximal monotone map $\mathbf{v} \supset \tilde{\mathbf{v}}$ according to [1, Corollary 1.4] (\mathbf{v} has a closed graph due to the finite dimension of the domain). Still we have $\mathbf{v}(x) = \{x\}$ for $x \in \mathbb{R}^d \setminus \overline{\Omega}$ while (3.31) implies that

$$\frac{1}{2}|u(y) - u(x)|^2 \leq \langle \hat{y} - \hat{x}, y - x \rangle \quad \forall \hat{x} \in \mathbf{v}(x), \hat{y} \in \mathbf{v}(y), \quad \forall (x, y) \in \overline{\Omega} \times \overline{\Omega}.$$

Eventually, by taking the infimum with respect to admissible pairs (\hat{x}, \hat{y}) and with the notations introduced in Section 5, we arrive at the condition $u(x) - u(y) \leq \ell_{\mathbf{v}}(x, y)$ holding for all $(x, y) \in \overline{\Omega} \times \overline{\Omega}$, which implies the metric inequality (see assertion (ii) of Proposition 5.11)

$$u(x) - u(y) \leq c_{\mathbf{v}}(x, y) \quad \forall (x, y) \in \overline{\Omega} \times \overline{\Omega}.$$

Then, keeping in mind that $u \in C_{\Sigma_0}(\overline{\Omega})$ while \mathbf{v} is an element of \mathbf{M}_{Ω} , (u, \mathbf{v}) is a competitor for the geometric version $(\mathcal{P}_{\text{geo}}^*)$ of the dual problem. Therefore $\langle f, u \rangle \leq I_0(f, \Sigma_0)$ and the desired lower semicontinuity inequality follows since, by the first inequality in (3.29), we have

$$\liminf_n h(p_n, q_n) \geq \liminf_n \{ -\langle f, u_n \rangle \} = -\langle f, u \rangle \geq -I_0(f, \Sigma_0) = h(0, 0).$$

□

We are now in position to state the main result of Section 3:

Theorem 3.18. *The following (no-gap) equalities hold:*

$$\max(\mathcal{P}^*) = \inf(\mathcal{P}) = \inf(\mathcal{P})$$

Moreover the problem (\mathcal{P}) admits solutions and any minimizer (λ, σ) vanishes on Σ_0 .

Proof. We begin by proving inequality $\inf(\mathcal{P}) \geq \sup(\mathcal{P}^*)$. It is a consequence of the following claim:

$$(u, w) \in \mathcal{K} \text{ and } (\lambda, \sigma) \in \mathcal{A} \quad \Rightarrow \quad \langle f, u \rangle \leq J(\lambda, \sigma). \quad (3.32)$$

To show (3.32), we may assume that $J(\lambda, \sigma) < +\infty$ so that $\lambda \ll \mu := \text{Tr } \sigma$ and we can write $(\lambda, \sigma) = (\theta, S)\mu$ for a suitable (θ, S) in $L^1_\mu(\overline{\Omega}, \mathbb{R}^d \times \mathcal{S}_+^{d \times d})$ so that $J(\lambda, \sigma) = \int \chi_C^*(\theta, S) d\mu$. Then we may apply the integration by parts formula (3.23) in Corollary 3.15 and conclude by integrating the inequality (3.24).

On the other hand, by the definition of \mathcal{A} (see (3.7)) and in virtue of inequality $J(\lambda_\pi, \sigma_\Pi) \leq \mathcal{J}(\pi, \Pi)$ (see Lemma 3.12), we infer that $\inf(\mathcal{P}) \geq \inf(\mathcal{P}^*)$. Thus, in order to establish the pursued equalities, it is enough showing that $\inf(\mathcal{P}) = \sup(\mathcal{P}^*)$. Thanks to the last assertion of Lemma 3.17, the perturbation function h obtained in (3.27) for $K = \overline{\Omega} \times \overline{\Omega}$ is convex, finite and l.s.c. at the origin and, by construction, such that $h(0, 0) = -I_0(f, \Sigma_0)$. Therefore, by Lemma A.1, it holds that $I_0(f, \Sigma_0) = -h(0, 0) = -h^{**}(0, 0) = \inf h^*$. Then, by applying assertion (i) of Lemma 3.17 and (3.26), we deduce the claimed equality

$$\max(\mathcal{P}^*) = \inf \{ \mathcal{J}(\pi, \Pi) : (\pi, \Pi) \in \mathcal{A} \} = \inf(\mathcal{P}).$$

Eventually it remains to show the existence of solutions to (\mathcal{P}) . Let $(\lambda_n, \sigma_n) \in \mathcal{M}(\overline{\Omega}, \mathbb{R}^d \times \mathcal{S}^{d \times d})$ be a minimizing sequence, namely

$$J(\lambda_n, \sigma_n) \rightarrow Z_0, \quad (\lambda_n, \sigma_n) \in \mathcal{A}.$$

Since $Z_0 = I_0(f, \Sigma_0) < +\infty$ (thanks to (3.26)) and by the coercivity condition (3.13), we infer that (λ_n, σ_n) is uniformly bounded hence weakly* precompact in $\mathcal{M}(\overline{\Omega}, \mathbb{R}^d \times \mathcal{S}^{d \times d})$. It follows then from lower semicontinuity of J and from closedness of the set \mathcal{A} that any cluster point (λ, σ) is a minimizer for (\mathcal{P}) . Eventually we observe that, for such a minimizer, the pair $(\lambda, \sigma) \llcorner (\overline{\Omega} \setminus \Sigma_0)$ still belongs to \mathcal{A} . Therefore $Z_0 = \int_{\overline{\Omega}} \chi_C^*(\lambda, \sigma) \geq \int_{\overline{\Omega} \setminus \Sigma_0} \chi_C^*(\lambda, \sigma)$ from which follows that $\int_{\Sigma_0} \chi_C^*(\lambda, \sigma) = 0$. Therefore, by (3.13), we have $(\lambda, \sigma) \llcorner \Sigma_0 = 0$ as claimed. \square

4. OPTIMALITY CONDITIONS AND EXAMPLES

4.1. Optimality conditions for (\mathcal{P}) . In virtue of Theorem 3.18, an admissible pair (λ, σ) for (\mathcal{P}) and a pair $(u, w) \in \overline{\mathcal{K}}$ are solutions to (\mathcal{P}) and (\mathcal{P}^*) , respectively, if and only if the following extremality condition holds:

$$\langle f, u \rangle = J(\lambda, \sigma). \quad (4.1)$$

The next step is to find how this equality can be localized in order to obtain a pointwise relation (associated law) between the optimal (λ, σ) and (u, w) . As we are particularly interested with situations where optimal design are concentrated on lower dimensional sets, the validity of an integration by parts formula applying to possibly singular measures (λ, σ) turns out to be crucial. To that aim we use some tools of tangential differential calculus which we can apply successfully only in the case of a Lipschitz solution to (\mathcal{P}^*) (that is for $(u, w) \in \mathcal{K}$).

Recall that a solution (λ, σ) to (\mathcal{P}) must satisfy $J(\lambda, \sigma) < +\infty$. Therefore, by applying assertion (i) of Lemma 3.10 and setting $\mu = \text{Tr } \sigma$, such a solution can be represented in terms of a triple (μ, q, S) as follows

$$\sigma = S\mu, \quad \text{Tr } S = 1 \quad \mu\text{-a.e.}, \quad \lambda = Sq\mu, \quad (4.2)$$

where (q, S) is a suitable element of $L^2_\mu(\overline{\Omega}; \mathbb{R}^d) \times L^\infty_\mu(\overline{\Omega}; \mathcal{S}_+^{d \times d})$. We recall that Ω is a convex domain, Σ_0 is a non-empty compact subset of $\partial\Omega$ and f is an element of $\mathcal{M}(\overline{\Omega})$. It is not restrictive to assume that $f(\Sigma_0) = 0$.

Theorem 4.1. *Let (λ, σ) be an element of $\mathcal{M}(\overline{\Omega}; \mathbb{R}^d \times \mathcal{S}_+^{d \times d})$ given in the form $(\lambda, \sigma) = (Sq\mu, S\mu)$ according to (4.2) and let $(u, w) \in \text{Lip}(\overline{\Omega}; \mathbb{R}^{1+d})$. Then the pairs (λ, σ) and (u, w) are optimal for (\mathcal{P}) and (\mathcal{P}^*) , respectively, if and only if all the following conditions are satisfied:*

$$\begin{cases} (i) & u = 0 \text{ on } \Sigma_0, \quad w = 0 \text{ on } \partial\Omega, \\ (ii) & -\text{div}(Sq\mu) = f \text{ in } \mathcal{D}'(\overline{\Omega} \setminus \Sigma_0), \quad \text{Div}(S\mu) = 0 \text{ in } \mathcal{D}'(\Omega), \\ (iii) & \frac{1}{2} \nabla u \otimes \nabla u + e(w) \leq \text{Id} \quad \mathcal{L}^d\text{-a.e. in } \Omega, \\ (iv) & Sq = S \nabla_\mu u \quad \mu\text{-a.e.}, \\ (v) & \langle \frac{1}{2} \nabla_\mu u \otimes \nabla_\mu u + e_\mu(w), S \rangle = \text{Tr} S \quad \mu\text{-a.e.}, \\ (vi) & \mu(\Sigma_0) = 0. \end{cases} \quad (4.3)$$

Remark 4.2. The choice of q satisfying (iv) does not affect the solution λ and we may drop (iv) taking directly $q = \nabla_\mu u$ in (ii). On the other hand, it is not mandatory to represent σ in the form $\sigma = S\mu$ with the normalization $\mu = \text{Tr}\sigma$ (so that $\text{Tr} S = 1$ in (v)). We may alternatively choose any $\tilde{\mu}$ such that $\mu \ll \tilde{\mu}$.

Proof. Let (λ, σ) and (u, w) be admissible pairs (that satisfy (i), (ii), (iii)). Then $(u, w) \in \mathcal{K}$ and, by Corollary 3.15, we have the pointwise inequality

$$\langle Sq, \nabla_\mu u \rangle + \langle S, e_\mu(w) \rangle \leq \chi_C^*(Sq, S) \quad \mu\text{-a.e.} \quad (4.4)$$

Then, by applying the integration by parts formula (3.23) and integrating (4.4) with respect to measure μ , we recover the inequality

$$\langle f, u \rangle = \int_{\overline{\Omega}} \langle Sq, \nabla_\mu u \rangle d\mu + \int_{\overline{\Omega}} \langle S, e_\mu(w) \rangle d\mu \leq J(\lambda, \sigma).$$

Moreover, as $\text{Tr} S = 1$ and recalling (3.12), the inequality above becomes an equality if and only if

$$\langle Sq, \nabla_\mu u \rangle + \langle S, e_\mu(w) \rangle = 1 + \frac{1}{2} \langle Sq, q \rangle \quad \mu\text{-a.e.} \quad (4.5)$$

Therefore, under the admissibility conditions (i), (ii), (iii), checking the optimality of (λ, σ) and (u, w) (that is the extremality condition (4.1)) amounts to verifying whether (4.5) holds true.

First we observe that if (iv), (v) are satisfied then by symmetry of S we have $\langle Sq, \nabla_\mu u \rangle = \langle Sq, q \rangle = \langle S, \nabla_\mu u \otimes \nabla_\mu u \rangle$ holding μ -a.e. and it is clear that (4.5) follows. Conversely, assume that (4.5) holds true. Then, by integrating this equality on Σ_0 and taking into account assertion (i) of Corollary 3.15, we get

$$0 = \int_{\Sigma_0} (\langle Sq, \nabla_\mu u \rangle + \langle S, e_\mu(w) \rangle) d\mu = \mu(\Sigma_0) + \frac{1}{2} \int_{\Sigma_0} \langle Sq, q \rangle d\mu \geq \mu(\Sigma_0),$$

from which, we infer the condition (vi). On the other hand, after easy computations, we may rewrite (4.5) as follows:

$$\left\langle S, e_\mu(w) + \frac{1}{2} \nabla_\mu u \otimes \nabla_\mu u \right\rangle = 1 + \langle S(q - \nabla_\mu u), q - \nabla_\mu u \rangle \quad \mu\text{-a.e.}$$

Since $S \in \mathcal{S}_+^{d \times d}$ the right hand side is not smaller than 1 while, by (3.24) the first term is not greater than 1. This implies that $\langle S(q - \nabla_\mu u), q - \nabla_\mu u \rangle$ vanishes μ -a.e. therefore (iv) must hold true and, in turn, so does (v). \square

4.2. Optimality conditions for (\mathcal{P}) . In order to characterize truss-like solutions we give here optimality conditions for (\mathcal{P}) . Note that they do not require the Lipschitz regularity of the pair (u, w) solving the dual problem (\mathcal{P}^*) but merely its continuity. In fact a non-smooth generalization of Proposition 4.3 below will appear in Section 5 where the continuity assumption on w is skipped. We recall the admissibility conditions given in (3.7) for the competitors of problem (\mathcal{P}) .

Proposition 4.3. *Let (π, Π) be an element of $\mathcal{M}(\overline{\Omega} \times \overline{\Omega}; \mathbb{R} \times \mathbb{R}_+)$ given in the form $(\pi, \Pi) = (\alpha \Pi, \Pi)$ with $\alpha \in L^1_{\Pi}(\overline{\Omega} \times \overline{\Omega})$ and let $(u, w) \in C^0(\overline{\Omega}; \mathbb{R}^{d+1})$. Then the pairs (π, Π) and (u, w) are optimal for, respectively, (\mathcal{P}) and (\mathcal{P}^*) if and only the following conditions are satisfied:*

$$\begin{cases} (i) & u = 0 \text{ on } \Sigma_0, \quad w = 0 \text{ on } \partial\Omega, \\ (ii) & (\alpha \Pi, \Pi) \in \mathcal{A}, \\ (iii) & \frac{1}{2} |u(y) - u(x)|^2 + \langle w(y) - w(x), y - x \rangle \leq |x - y|^2 \quad \forall (x, y) \in \overline{\Omega} \times \overline{\Omega}, \\ (iv) & \alpha(x, y) = \frac{u(y) - u(x)}{|y - x|} \quad \text{for } \Pi\text{-a.e. } (x, y), \\ (v) & \frac{1}{2} |u(y) - u(x)|^2 + \langle w(y) - w(x), y - x \rangle = |x - y|^2 \quad \text{for } \Pi\text{-a.e. } (x, y). \end{cases} \quad (4.6)$$

Proof. The admissibility of $(\pi, \Pi) = (\alpha \Pi, \Pi)$ in (\mathcal{P}) and of (u, w) in (\mathcal{P}^*) are equivalent to conditions (i), (ii), (iii). Based on (i), (ii) and by exploiting (3.7) we may write

$$\begin{aligned} \langle f, u \rangle &= \int_{\overline{\Omega} \times \overline{\Omega}} \left(\alpha(x, y) (u(y) - u(x)) + \left\langle w(y) - w(x), \frac{y - x}{|y - x|} \right\rangle \right) \Pi(dxdy) \\ &\leq \int_{\overline{\Omega} \times \overline{\Omega}} |x - y| \left(1 + \frac{1}{2} (\alpha(x, y))^2 \right) \Pi(dxdy) = \mathcal{J}(\alpha \Pi, \Pi), \end{aligned}$$

where to pass to the second line we use the pointwise inequality $\alpha \zeta_1(u) + \zeta_2(w) \leq |x - y| \chi_{\mathcal{C}}^*(\alpha, 1)$ (see (3.18)) taking into account that, by condition (iii), the pair $(\zeta_1(u), \zeta_2(w))$ defined in (3.17) belongs to $|x - y| \mathcal{C}$ for every $(x, y) \in \overline{\Omega} \times \overline{\Omega}$. Therefore, in virtue of the equality $\inf \mathcal{P} = \sup \mathcal{P}^*$ obtained in Theorem 3.18, the optimality of (π, Π) and (u, w) is equivalent to the localized equality:

$$\alpha(x, y) (u(y) - u(x)) + \left\langle w(y) - w(x), \frac{y - x}{|y - x|} \right\rangle = |x - y| \left(1 + \frac{1}{2} (\alpha(x, y))^2 \right) \quad \text{for } \Pi\text{-a.e. } (x, y)$$

that, after multiplying by $|x - y|$, we can rewrite as

$$\frac{1}{2} |u(y) - u(x)|^2 + \langle w(y) - w(x), y - x \rangle - |x - y|^2 = \frac{1}{2} \left(u(y) - u(x) - |y - x| \alpha(x, y) \right)^2.$$

From (iii), we see that the latter equality holds if and only if (iv) and (v) are both satisfied. \square

Remark 4.4. The equality in (v) implies that u and $\langle id - w, y - x \rangle$ is affine on every segment $]x, y[$ whenever $(x, y) \in \text{spt } \Pi$. In particular, for any such a pair (x, y) , we have $\mathcal{H}^1([x, y] \cap \Sigma_0) = 0$. Indeed, if $\mathcal{H}^1([x, y] \cap \Sigma_0) > 0$, then $x, y \in \partial\Omega$ and, as u is affine on $[x, y]$, we get $u(x) = u(y) = \langle w(y) - w(x), y - x \rangle = 0$, which is in contradiction with (v). We thus recover condition (vi) of Theorem 4.1.

4.3. Optimal configurations in the radial case. For $R > 0$ we consider a circular domain $\Omega = \{x \in \mathbb{R}^2 : |x| < R\}$ and a Dirichlet condition on the whole boundary (that is $\Sigma_0 = \partial\Omega$). We also assume that the load f is radial (note that f can be a signed measure). It is then completely described by the bounded repartition function

$$F(t) := \int_{\{|x| \leq t\}} f(dx), \quad t \in [0, R]. \quad (4.7)$$

Then, working in polar coordinates (r, θ) , it is easy to find a solution $(\bar{u}, \bar{w}), (\bar{\lambda}, \bar{\sigma})$ to (4.3) in the form of radial functions:

$$\bar{u}(x) = u(r), \quad \bar{w}(x) = w(r) e_r, \quad \bar{\lambda} = \alpha(r) z(r) e_r \mu, \quad \bar{\sigma} = \alpha(r) e_r \otimes e_r \mu, \quad \mu = \mathcal{L}^2 \llcorner \Omega \quad (4.8)$$

for suitable $u, w \in \text{Lip}((0, R))$ and z, α in $L^1_{\text{loc}}((0, R))$. In fact, as noticed in Remark 4.2, we may assume that $z = u'$ on the subset $\{\alpha \neq 0\}$. Thus (4.3) has a solution of the form (4.8) if and only if:

$$\begin{cases} (i') & u(R) = 0, \quad w(0) = w(R) = 0, \quad \alpha \geq 0 \text{ a.e. in } (0, R), \\ (ii') & -\text{div}(\alpha(r) u'(r) e_r) = f, \quad \text{Div}(\alpha(r) e_r \otimes e_r) = 0 \quad \text{in } \mathcal{D}'(\Omega), \\ (iii') & \frac{1}{2} |u'|^2 + w' \leq 1, \quad \frac{w}{r} \leq 1 \quad \text{a.e. in } (0, R), \\ (iv') & \frac{1}{2} |u'|^2 + w' = 1 \quad \text{a.e. in } \{\alpha > 0\}, \end{cases} \quad (4.9)$$

where in (i') we use (i) and express that $\bar{w} = w(|x|)e_r$ is continuous at $x = 0$ and in addition that $\sigma \geq 0$. The conditions (iii'), (iv') are equivalent to (iii), (iv) since

$$\frac{1}{2}\nabla\bar{u} \otimes \nabla\bar{u} + e(\bar{w}) = \left(\frac{1}{2}|u'|^2 + w'\right)e_r \otimes e_r + \frac{w}{r}e_\theta \otimes e_\theta, \quad \text{Tr}S = \alpha(r).$$

It turns out that (4.9) admits a unique solution. Indeed, solving the equations (ii') leads to

$$\alpha(r) = \frac{D}{r}, \quad u'(r) = z(r) = -\frac{F(r)}{2\pi D}.$$

for a suitable positive constant D . This can be checked by noticing that α needs to satisfy $\alpha' + \alpha/r = 0$ in $(0, R)$ and that conversely the distributional divergence of $\frac{1}{r}e_r \otimes e_r$ vanishes on the whole ball Ω (including the origin). On the other hand, the expression for $u'(r)$ is deduced by integrating the first equation of (ii') on the subset $\{|x| < r\}$ and by using Green's formula and (4.7). Accordingly, in order to match with (i') and with the equality constraint in (iv'), we deduce that:

$$u(r) = \frac{1}{2\pi D} \int_r^R F(t) dt, \quad w(r) = r - \frac{1}{8\pi^2 D^2} \int_0^r F^2(t) dt \quad (4.10)$$

where the constant D is determined by the condition $w(R) = 0$, i.e.

$$D = \frac{1}{2\pi} \left(\frac{1}{2R} \int_0^R F^2(t) dt \right)^{\frac{1}{2}}. \quad (4.11)$$

Note that u and w are both Lipschitz (since $|F(t)| \leq \int |f|$) and that the first inequality in (iii') is an equality while the second one (i.e. $w \leq r$) follows directly from (4.10). Therefore all the required conditions in (4.9) are satisfied.

Remark 4.5. We observe that w can never be identically zero except in the case where $F(t)$ is constant, that is when f is a Dirac mass at the origin. In this special case, we have $\inf(\text{FMD}) = \inf(\text{OM})$ which, upon recalling Corollary 2.5, relates to the fact that the high ridge of Ω given by (2.14) satisfies $M(\Omega) = \{0\}$.

Remark 4.6. If we confine ourselves to loads f furnishing a strictly increasing function F (a basic example of such load is a uniform density), then the solution to (\mathcal{P}^*) given by (4.10) provides a strictly concave u . In particular, for any pair $(x, y) \in \bar{\Omega} \times \bar{\Omega} \setminus \Delta$ the function \bar{u} is not affine on $[x, y]$. Thus, owing to Lemma 3.5, the equality condition (v) in (4.6) required for solving \mathcal{P} cannot be satisfied whatever we take (π, Π) as an admissible pair in \mathcal{A} . That way we get a *counter-example to the existence of a truss solution* for the optimal membrane problem.

Remark 4.7. In general the solution to the primal problem (\mathcal{P}) is not unique. For instance let us consider a radial load f which does not charge the open subset $\{|x| < r_0\}$ for some $r_0 \in (0, R)$. Then, besides the optimal stress solution $\bar{\sigma} = \frac{D}{R}e_r \otimes e_r$ with D given in (4.11), we may also take another solution mixing a distributed stress tensor and a concentrated one, as for instance

$$\sigma = D \left(\frac{e_r \otimes e_r}{r} \mathcal{L}^2 \llcorner \{r > r_0\} + e_\theta \otimes e_\theta \mathcal{H}^1 \llcorner \{|x| = r_0\} \right),$$

which clearly satisfies $\text{Div} \sigma = 0$ in $\mathcal{D}'(\Omega)$. One checks easily the optimality conditions (4.3) for u, w defined by (4.10) while taking $\mu = \mu_a + \mu_s$ where $\mu_a = \mathcal{L}^2 \llcorner \{r > r_0\}$ and $\mu_s = \mathcal{H}^1 \llcorner \{|x| = r_0\}$. The μ tangential projector P_μ is then the identity μ_a -a.e. while $P_\mu = e_\theta \otimes e_\theta$ holds μ_s -a.e. Noticing that F defined in (4.7) vanishes on $[0, r_0)$, we have $u(r) = u(r_0)$ and $w(r) = r$ for all $r \in [0, r_0]$. Then, writing $\sigma = S\mu$, we get

$$S = \begin{cases} \frac{D}{r} e_r \otimes e_r & \mu_a\text{-a.e.}, \\ D e_\theta \otimes e_\theta & \mu_s\text{-a.e.}, \end{cases} \quad (\nabla_\mu \bar{u}, e_\mu(\bar{w})) = \begin{cases} (u'(r) e_r, w'(r) e_r \otimes e_r + \frac{w(r)}{r} e_\theta \otimes e_\theta) & \mu_a\text{-a.e.}, \\ (0, \frac{1}{r_0} e_\theta \otimes e_\theta) & \mu_s\text{-a.e.} \end{cases}$$

By taking $q = \nabla_\mu \bar{u}$ we see that all the conditions (4.3) are satisfied.

4.4. Optimal configurations for a one-force load.

Case of a disk. Let $\Omega \subset \mathbb{R}^2$ be a disk of radius R_0 centered at the origin. We consider a load $f = \delta_{x_0}$ with $x_0 \in \Omega$ and any Dirichlet zone $\Sigma_0 \subset \partial\Omega$ such that $x_0 \in \text{co}(\Sigma_0)$. It is convenient to introduce the geometric parameter $d_0 := \sqrt{R_0^2 - |x_0|^2}$. Let $p \in \mathcal{P}(\Sigma_0)$ be any probability measure satisfying the barycenter condition

$$x_0 = \int_{\Sigma_0} x p(dx). \quad (4.12)$$

Then we consider the pair $(\pi, \Pi) = (\alpha\Pi, \Pi) \in (\mathcal{M}_+(\overline{\Omega} \times \overline{\Omega}))^2$ defined by

$$\pi = p(dx) \otimes \delta_{x_0}(dy), \quad \Pi = \frac{|x_0 - x|}{\sqrt{2}d_0} p(dx) \otimes \delta_{x_0}(dy), \quad \alpha(x, x_0) = \frac{\sqrt{2}d_0}{|x - x_0|} \quad \text{for } x \in \Sigma_0. \quad (4.13)$$

We claim that such a pair solves the problem (\mathcal{P}) , thus providing a truss solution $(\lambda_\pi, \sigma_\Pi)$ to (\mathcal{P}) in virtue of Theorem 3.18. Clearly (π, Π) is an admissible competitor. Indeed $\Pi \geq 0$ and condition (i) of in (4.6) is fulfilled since $p(\Sigma_0) = 1$ while condition (ii) follows from (4.12). In view of Proposition 4.3, it remains to find an admissible pair $(\bar{u}, \bar{w}) \in C_0(\Omega; \mathbb{R}^{d+1})$ satisfying the conditions (iii), (iv), (v) in (4.6). To that aim, we proceed in polar coordinates (r, θ) with respect to x_0 so that the domain Ω is parametrized as

$$\Omega := \left\{ x_0 + r e_r(\theta) : \theta \in [0, 2\pi), \quad 0 \leq r < \rho(\theta) \right\},$$

where $e_r(\theta) := (\cos \theta, \sin \theta)$ and $\rho(\theta) : [0, 2\pi) \rightarrow [d_0, 2R_0 - d_0]$ a Lipschitz function. Then we propose the following \bar{u}, \bar{w} constructed from the function h whose graph coincides with the conical surface in \mathbb{R}^3 with $(x_0, 1)$ as its vertex and containing $\partial\Omega \times \{0\}$, namely:

$$(\bar{u}, \bar{w}) = \left(\sqrt{2}d_0, 2x_0 \right) h \quad \text{where} \quad h(x_0 + r e_r) := 1 - \frac{r}{\rho(\theta)}. \quad (4.14)$$

Since (\bar{u}, \bar{w}) vanishes on the whole boundary $\partial\Omega$ and $(\bar{u}, \bar{w})(x_0) = (\sqrt{2}d_0, 2x_0)$, the equalities in (iv) and (v) in (4.6) become, respectively

$$\alpha(x, x_0) = \frac{\bar{u}(x_0)}{|x - x_0|} = \frac{\sqrt{2}d_0}{|x - x_0|}, \quad d_0^2 + \langle 2x_0, x_0 - x \rangle = |x_0 - x|^2.$$

The first equality then follows from the explicit form of $\alpha(x, x_0)$ in (4.13) while the second equality equivalent to $d_0^2 + |x_0|^2 = |x|^2$ holds at every $x \in \partial\Omega$ where $|x| = R_0$, hence p -a.e. Eventually it remains to check the two-point condition (iii) which is the tricky part. As (\bar{u}, \bar{w}) is Lipschitz, we may check the equivalent condition (3.4b) (see Lemma 3.5), namely that at every point of differentiability $x \in \Omega$ the eigenvalues of the symmetric tensor $A(x) := \frac{1}{2} \nabla \bar{u}(x) \otimes \nabla \bar{u}(x) + e(\bar{w})(x)$ do not exceed 1. We compute using the frame (e_r, e_θ) (where $e_\theta(\theta) = (-\sin \theta, \cos \theta)$). In view of (4.14) we have for $x = x_0 + r e_r$:

$$\nabla \bar{u} = \sqrt{2}d_0 \nabla h = \sqrt{2}d_0 (a e_r + a' e_\theta), \quad e(\bar{w}) = x_0 \otimes \nabla h + \nabla h \otimes x_0 \quad \text{where} \quad a(\theta) := -\frac{1}{\rho(\theta)}.$$

We obtain the decomposition $A(x) = A_{1,1} e_r \otimes e_r + A_{1,2} (e_r \otimes e_\theta + e_\theta \otimes e_r) + A_{2,2} e_\theta \otimes e_\theta$ in which

$$A_{1,1} = d_0^2 a^2 + 2\langle x_0, e_r \rangle a, \quad A_{1,2} = d_0^2 a a' + \langle x_0, e_r \rangle a' + \langle x_0, e_\theta \rangle a, \quad A_{2,2} = d_0^2 (a')^2 + 2\langle x_0, e_\theta \rangle a'. \quad (4.15)$$

Fortunately the later expressions simplify. Indeed, since $|x_0 + \rho e_r|^2 = R_0^2$, we have $\rho^2 + 2\rho \langle x_0, e_r \rangle = R_0^2 - |x_0|^2 = d_0^2$ and therefore:

$$d_0^2 a^2 = 1 - 2\langle x_0, e_r \rangle a, \quad d_0^2 a a' = -\langle x_0, e_r \rangle a' - \langle x_0, e_\theta \rangle a,$$

where the second equality is obtained by differentiating the first one with respect to θ . Thus $A_{1,1} = 1$ and $A_{1,2} = 0$. Next we prove that $A_{2,2} \leq 0$. To that aim we exploit the fact that $\bar{u} = 0$ on $\partial\Omega$ so that $\nabla \bar{u}$ is parallel to $x_0 + \rho e_r$. This implies more relations:

$$(\langle x_0, e_r \rangle + \rho) a' = \langle x_0, e_\theta \rangle a, \quad d_0^2 (a')^2 = \frac{\langle x_0, e_\theta \rangle^2}{(\langle x_0, e_r \rangle + \rho)^2} (1 - 2\langle x_0, e_r \rangle a).$$

Substituting in the expression of $A_{2,2}$ in (4.15), we get:

$$A_{2,2} = \frac{\langle x_0, e_\theta \rangle^2}{(\langle x_0, e_r \rangle + \rho)^2} \left(1 - 2\langle x_0, e_r \rangle a + 2(\langle x_0, e_r \rangle + \rho) a \right) = -\frac{\langle x_0, e_\theta \rangle^2}{(\langle x_0, e_r \rangle + \rho)^2}.$$

Summarizing we have proved that $A(x)$ is a diagonal tensor with eigenvalues not larger than 1. This implies the admissibility condition (iii) and the optimality of (\bar{u}, \bar{w}) for the dual problem while (π, Π) given by (4.13) is optimal for (\mathcal{P}) . Moreover the minimal energy is given by $\min(\mathcal{P}) = \min(\mathcal{P}) = \max(\mathcal{P}^*) = \sqrt{2} d_0$.

Case of a general convex domain. The construction used above for the disk paves a way for finding a solution for other shapes of design domains. More precisely let $\Omega \subset \mathbb{R}^2$ be a general bounded convex domain, $x_0 \in \Omega$ and $\Sigma_0 \subset \partial\Omega$ a closed Dirichlet region. We reinforce the condition $x_0 \in \text{co}(\Sigma_0)$ as follows:

$$\exists y_0 \in \Omega : x_0 \in \text{co}(\Sigma_0(y_0)) \quad \text{where} \quad \Sigma_0(y_0) := \Sigma_0 \cap p_{\partial\Omega}(y_0) \quad (4.16)$$

where $p_{\partial\Omega}(y_0)$ is the minimal set of $d(y_0, \cdot)$ on $\partial\Omega$, see (1.8). Then we define

$$d_0(y_0) := \sqrt{(d(y_0, \Sigma_0))^2 - |x_0 - y_0|^2}.$$

Proposition 4.8. *Assume that (4.16) is satisfied for a suitable $y_0 \in \Omega$ and let ρ be any probability supported on $\Sigma_0(y_0)$ such that $x_0 = \int x \rho(dx)$. Then the pair (π, Π) given by*

$$\pi = \rho \otimes \delta_{x_0}, \quad \Pi = \frac{|x_0 - x|}{\sqrt{2} d_0(y_0)} \rho(dx) \otimes \delta_{x_0}(dy) \quad (4.17)$$

solves the problem (\mathcal{P}) for $f = \delta_{x_0}$ and we have $\min(\mathcal{P}) = \min(\mathcal{P}) = \sqrt{2} d_0(y_0)$.

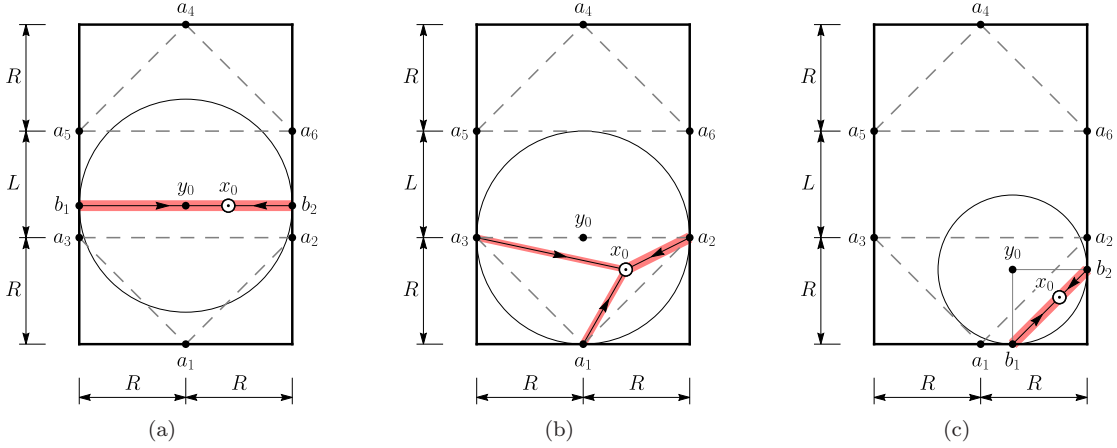
Proof. In the same way as for the disk, the equalities $\rho(\Sigma_0) = 1$ and $x_0 = \int x \rho(dx)$ imply that (π, Π) given in (4.17) is an admissible pair for (\mathcal{P}) . Next we observe that (4.16) implies that $x_0 \in B(y_0, R_0)$ where $R_0 = d(y_0, \partial\Omega)$. Without loss of generality we may assume that y_0 is the origin so that $d_0(y_0) = \sqrt{R_0^2 - |x_0|^2}$. Therefore (π, Π) given in (4.17) coincides with the optimal pair we found for the disk $B(0, R_0)$ (see (4.13)). Let us consider the zero extension to Ω of the pair (\bar{u}, \bar{w}) given by (4.14) in the disk $B(0, R_0)$. Clearly it is Lipschitz continuous, vanishes on all $\partial\Omega$ and satisfies the pointwise gradient constraint (3.4b) on all Ω . Therefore the condition (iii) of Proposition 4.3 is fulfilled on $\bar{\Omega} \times \bar{\Omega}$. On the other hand, the conditions (iv) and (v) are obviously satisfied in the same way as for the disk. That way we recover the optimality of (π, Π) for the problem (\mathcal{P}) set on the domain Ω . The corresponding minimal energy is given by $\min(\mathcal{P}) = \sqrt{2} \sqrt{R_0^2 - |x_0|^2} = \sqrt{2} d_0(y_0)$. □

Remark 4.9. Assume for simplicity that $\Sigma_0 = \partial\Omega$. Due to the condition (4.16) which is crucial in our previous construction, we can only handle single loads $f = \delta_{x_0}$ when x_0 belongs to the compact subset $K_0 := \bigcup \{ \text{co}(p_{\partial\Omega}(y_0)) : y_0 \in \bar{\Omega} \}$ which is determined by those points y_0 for which $p_{\partial\Omega}(y_0)$ has more than one element (i.e. y_0 belongs to the skeleton of Ω). In contrast with the square for which $K_0 = \bar{\Omega}$, it happens that K_0 is a strict subset of $\bar{\Omega}$ for an ellipse of large excentricity.

As an illustration of Proposition 4.8 we can solve the one-force problem for a rectangular design domain Ω of sides $2R$ and $2R + L$ where $L > 0$ as presented in Fig. 2 where also locations of strategic points a_1, \dots, a_6 are specified. We choose $\Sigma_0 = \partial\Omega$ and $f = \delta_{x_0}$ for $x_0 \in \Omega$. The dashed lines in Fig 2 partition the domain into seven regions. For the position x_0 lying inside each of those regions, the solution (λ, σ) given by (4.17) differs. By symmetry it is not restrictive to assume that x_0 belongs to the south-east part of Ω so that we are reduced to three cases. For each of them we precise the selected y_0 and the probability ρ . The corresponding optimal $\bar{\sigma}$ is depicted in Fig 2.

Case (a): x_0 belongs to the interior of $\text{co}\{a_2, a_3, a_5, a_6\}$. By b_1 and b_2 we denote the orthogonal projections of x_0 onto the longer sides of the domain, see Fig. 2(a). The unique y_0 satisfying (4.16) is given by $y_0 = (b_1 + b_2)/2$ (thus $\Sigma_0(y_0) = \{b_1, b_2\}$). The unique element ρ of $\mathcal{P}(\Sigma_0(y_0))$ such that $x_0 = \int x \rho(dx)$ is given by $\rho = \frac{|x_0 - b_2|}{|b_1 - b_2|} \delta_{b_1} + \frac{|x_0 - b_1|}{|b_1 - b_2|} \delta_{b_2}$. After some simplifications, we arrive at a minimal energy given by $\min(\mathcal{P}) = \sqrt{2} |x_0 - b_1| |x_0 - b_2|$. The optimal pair (λ, σ) represented in Fig. 2(a) corresponds to a one-dimensional string $[b_1, b_2]$.

Case (b): x_0 belongs to the closure of $\text{co}\{a_1, a_2, a_3\}$. The unique y_0 satisfying (4.16) is given by $y_0 = (a_2 + a_3)/2$. Then $\Sigma_0(y_0) = \{a_1, a_2, a_3\}$ and ρ is the unique probability $\rho = \sum_{i=1}^3 \alpha_i \delta_{a_i}$ with $\alpha_i \geq 0$ such that $x_0 = \int x \rho(dx) = \sum_{i=1}^3 \alpha_i a_i$. The optimal membrane σ consists of three strings tied at x_0 as depicted in Fig. 2(b).

FIGURE 2. y_0 and $\bar{\sigma}$ for three locations of x_0

Case (c): x_0 lies in $\text{co}\{a_1, a_2, a_7\}$. The unique possible y_0 is determined by its projections b_1, b_2 on the boundary where $b_1 \in [a_1, a_7]$ and $b_2 \in [a_2, a_7]$ are chosen so that the segment $[b_1, b_2]$ contains x_0 and is parallel to $[a_1, a_2]$ (see Fig. 2(c)). Then $\Sigma_0(y_0) = \{b_1, b_2\}$ and $\rho = \frac{|x_0 - b_2|}{|b_1 - b_2|} \delta_{b_1} + \frac{|x_0 - b_1|}{|b_1 - b_2|} \delta_{b_2}$. Similarly to the Case (a), the optimal membrane is a one dimensional string $[b_1, b_2]$.

In addition we can handle the case of a square where $L = 0$, $a_3 = a_5$ and $a_2 = a_6$. For x_0 lying in the triangle $a_1 a_2 a_7$, the construction of y_0 and ρ are the same as in the Case (c) above rendering the one dimensional string $[b_1, b_2]$ the unique solution. In contrast, if x_0 lies in the interior of the rotated square $\text{co}\{a_1, a_2, a_3, a_4\}$, the unique possible y_0 is the center of the square while $\Sigma_0(y_0) = \{a_1, a_2, a_3, a_4\}$. Then there are infinitely many probability measures $\rho = \sum_{i=1}^4 \alpha_i \delta_{a_i}$ that give $x_0 = \sum_{i=1}^4 \alpha_i a_i$. Among the corresponding solutions, we recover in particular the four-string structure that was advertised in the introduction, see Fig. 1(b).

5. KANTOROVICH-RUBINSTEIN DUALITY FOR OPTIMAL METRICS.

In this section our aim is to attack the dual problem (\mathcal{P}^*) from a different viewpoint which relies on the observation that, for every Lipschitz admissible pair $(u, w) \in \mathcal{K}$, the function $v := \text{id} - w$ satisfies $e(v) \geq 0$ and therefore is a *monotone map* from Ω to \mathbb{R}^d . Then the two-point condition (3.6) rewritten as

$$u(x) - u(y) \leq \ell_v(x, y), \quad \text{where} \quad \ell_v(x, y) := \sqrt{2\langle v(y) - v(x), y - x \rangle},$$

can be extended to a suitable class of functions which allows to characterize $\bar{\mathcal{K}}$. Moreover, by considering a regularization of the function ℓ_v (see Subsection 5.1), we attach to every v a sub-additive transport cost c_v so that (\mathcal{P}^*) can be rewritten in the form:

$$\sup_v \left\{ \sup_u \left\{ \langle f, u \rangle : u(x) - u(y) \leq c_v(x, y) \quad \forall (x, y) \in \bar{\Omega} \times \bar{\Omega} \right\} \right\},$$

where the second supremum falls into the classical Kantorovich-Rubinstein duality framework (see for instance [39] for more details).

5.1. Pseudo-metrics associated with monotone maps. Given a multifunction $\mathbf{v} : \mathbb{R}^d \rightarrow \mathbb{R}^d$ (being a map from \mathbb{R}^d to subsets of \mathbb{R}^d) we denote by $G_{\mathbf{v}}$ its graph that is $G_{\mathbf{v}} = \{(x, v) \in \mathbb{R}^d \times \mathbb{R}^d : v \in \mathbf{v}(x)\}$. Recall that \mathbf{v} is called *monotone* whenever

$$\langle x'_1 - x'_2, x_1 - x_2 \rangle \geq 0 \quad \forall (x_1, x'_1), (x_2, x'_2) \in G_{\mathbf{v}}.$$

Moreover we say that \mathbf{v} is *maximal monotone* if for any monotone $\tilde{\mathbf{v}}$ such that $G_{\mathbf{v}} \subset G_{\tilde{\mathbf{v}}}$ there holds $\tilde{\mathbf{v}} = \mathbf{v}$. This implies in particular that $G_{\mathbf{v}}$ is a closed subset of $\mathbb{R}^d \times \mathbb{R}^d$ (or equivalently that \mathbf{v} is upper semicontinuous as a multifunction).

Given a bounded convex domain $\Omega \subset \mathbb{R}^d$, we will consider the class of maps

$$\mathbf{M}_\Omega := \left\{ \mathbf{v} : \mathbb{R}^d \rightarrow \mathbb{R}^d : \mathbf{v} \text{ maximal monotone, } \mathbf{v} = \text{id} \text{ in } \mathbb{R}^d \setminus \overline{\Omega} \right\},$$

and in parallel the following subset of $BV_{\text{loc}}(\mathbb{R}^d) \cap L^\infty(\mathbb{R}^d)$:

$$\mathcal{B}_\Omega := \left\{ v \in BV_{\text{loc}}(\mathbb{R}^d; \mathbb{R}^d) : e(v) \geq 0, \ v = \text{id} \text{ a.e. in } \mathbb{R}^d \setminus \overline{\Omega} \right\}.$$

It is important to notice that \mathbf{M}_Ω and \mathcal{B}_Ω are convex sets. For every $\mathbf{v} \in \mathbf{M}_\Omega$ and $a, b \in \mathbb{R}^d$, we define:

$$\ell_{\mathbf{v}}(a, b) := \min \left\{ \sqrt{2 \langle b' - a', b - a \rangle} : a' \in \mathbf{v}(a), \ b' \in \mathbf{v}(b) \right\} \quad (5.1)$$

and the scalar monotone function:

$$\mathbf{v}_{a,b}(t) := \langle \mathbf{v}((1-t)a + tb), b - a \rangle, \quad t \in \mathbb{R}. \quad (5.2)$$

Note that $\ell_{\mathbf{v}}(a, b) = \sqrt{2}|b-a|$ if $a, b \in \mathbb{R}^d \setminus \overline{\Omega}$. It turns out that the function $\ell_{\mathbf{v}}$ is lower semicontinuous but the continuity may fail out of the diagonal.

Lemma 5.1. *Let R denote the diameter of Ω and let \mathbf{v} be an element of \mathbf{M}_Ω . Then:*

- (i) *For every $x \in \mathbb{R}^d$, $\mathbf{v}(x)$ is a non-empty compact convex subset of $\overline{B_R(x)}$ and there holds $\mathbf{v}(x) \supset \{x\}$ for every $x \in \partial\Omega$. Moreover, the subset $\{x \in \mathbb{R}^d : \mathbf{v}(x) \text{ is not a singleton}\}$ is contained in a $d-1$ rectifiable subset of $\overline{\Omega}$.*
- (ii) *The function $\ell_{\mathbf{v}}$ is lower semicontinuous on $\mathbb{R}^d \times \mathbb{R}^d$ and the minimum in (5.1) is attained.*
- (iii) *Let $a, b \in \mathbb{R}^d$ and $\mathbf{v}_{a,b}$ as defined in (5.2). Then $\mathbf{v}_{a,b}$ is a maximal monotone map from \mathbb{R} to \mathbb{R} and*

$$\ell_{\mathbf{v}}(a, b) = \sqrt{2} (\mathbf{v}_{a,b}(1_-) - \mathbf{v}_{a,b}(0_+))^{1/2}.$$

Moreover we have the following upper bounds

$$\ell_{\mathbf{v}}(a, b) \leq \sqrt{2}|b-a|^{1/2}(R+|b-a|)^{1/2}, \quad \ell_{\mathbf{v}}(a, b) \leq \sqrt{2R}|b-a|^{1/2} \quad \text{if } (a, b) \in \overline{\Omega}^2. \quad (5.3)$$

Proof. The first property in assertion (i) follows from [1, Prop.1.2] and from assertion (i) of Lemma 3.16. Since $\mathbf{v}(x) = \{x\}$ holds for every $x \in \mathbb{R}^d \setminus \overline{\Omega}$, the closed graph of \mathbf{v} contains $\{(x, x) : x \in \partial\Omega\}$ hence $\mathbf{v}(x) \supset \{x\}$ for all $x \in \partial\Omega$. The second property in assertion (i) is a direct consequence of [1, Thm 2.2]. The lower semicontinuity property stated in (ii) is straightforward once we know that for any sequence $(a_n, b_n) \rightarrow (a, b)$ the elements $a'_n \in \mathbf{v}(a_n), b'_n \in \mathbf{v}(a_n)$ which realize the minimum in (5.1) remain in a compact subset of \mathbb{R}^d , thus (possibly after extraction of a subsequence) converge respectively to $a' \in \mathbf{v}(a)$ and $b' \in \mathbf{v}(b)$. It is in fact the case since, by the assertion (i), one has $|a'_n - a_n| + |b'_n - b_n| \leq 2R$ and also due to closedness of the graph \mathbf{v} . The equality in assertion (iii) is trivial since $\ell_{\mathbf{v}}(a, b) = \ell_{\mathbf{v}_{a,b}}(0, 1)$ while one has $\mathbf{v}_{a,b}(t) = [\mathbf{v}_{a,b}(t_-), \mathbf{v}_{a,b}(t_+)]$ for every $t \in \mathbb{R}$. On the other hand, if $a, b \in \Omega \times \Omega$ the intersection of the line $\{(1-t)a + tb : t \in \mathbb{R}\}$ with $\partial\Omega$ gives two values t_a, t_b such that $t_a < 0 < 1 < t_b$ and $(t_b - t_a)|b - a| \leq R$. Therefore, since \mathbf{v} agrees with the identity in $\mathbb{R}^d \setminus \overline{\Omega}$, we get

$$\mathbf{v}_{a,b}(1_-) - \mathbf{v}_{a,b}(0_+) \leq \mathbf{v}_{a,b}(t_b - 0) - \mathbf{v}_{a,b}(t_a + 0) \leq R|b - a| \quad (5.4)$$

hence we obtain the inequality $\ell_{\mathbf{v}}(a, b) \leq \sqrt{2R}|b-a|^{1/2}$ for all $(a, b) \in \Omega \times \Omega$ which can be extended to $\overline{\Omega} \times \overline{\Omega}$ by using the lower semicontinuity of $\ell_{\mathbf{v}}$ obtained in assertion (ii). Thus the second inequality in (5.3) is proved. The first one follows if $(a, b) \in \overline{\Omega} \times \overline{\Omega}$ whereas it obviously holds true also for $(a, b) \in (\mathbb{R}^d \setminus \Omega)^2$. Eventually it is enough to check the case where $a \in \Omega$ while $b \notin \overline{\Omega}$. This is done by considering the unique $b' \in \partial\Omega \cap [a, b]$ which is associated with a value $t_{b'} < 1$. Then

$$\mathbf{v}_{a,b}(1_-) - \mathbf{v}_{a,b}(0_+) \leq (\mathbf{v}_{a,b}(t_{b'} - 0) - \mathbf{v}_{a,b}(t_a + 0)) + (\mathbf{v}_{a,b}(1_-) - \mathbf{v}_{a,b}(t_{b'} + 0)) \leq R|b - a| + |b - a|^2.$$

The proof of Lemma 5.1 is complete □

The main properties of \mathbf{M}_Ω and its relation with \mathcal{B}_Ω are summarized in the next two lemmas.

Lemma 5.2. *For every $\mathbf{v} \in \mathbf{M}_\Omega$ there exists a unique $v \in \mathcal{B}_\Omega$ such that $\mathbf{v}(x) = \{v(x)\}$ for a.e. $x \in \Omega$. Moreover, for R being the diameter of Ω , one has:*

$$\int_{\Omega} |Dv| \leq 2C_d R^d \quad \text{and} \quad \langle v(y) - v(x), y - x \rangle \leq R|x - y| \quad \text{a.e. in } \Omega \times \Omega. \quad (5.5)$$

Conversely, for every $v \in \mathcal{B}_\Omega$ there exists a unique $\mathbf{v} \in \mathbf{M}_\Omega$ such that $\mathbf{v}(x) = \{v(x)\}$ for a.e. $x \in \Omega$. Moreover $\mathbf{v}(x)$ is a one dimensional segment $[v^-(x), v^+(x)]$ for \mathcal{H}^{d-1} a.e. x in the jump set of v .

Proof. The second inequality in (5.5) can be deduced from (5.4). The other statements are consequences of [1, Thm 5.3 and Corollary 1.5]. □

By the assertion (i) of Lemma 5.1 the Hausdorff distance D_H in $\mathbb{R}^d \times \mathbb{R}^d$ between the graphs of two elements $\mathbf{v}_1, \mathbf{v}_2 \in \mathbf{M}_\Omega$ is finite and induces a metric $\mathbf{h}(\mathbf{v}_1, \mathbf{v}_2) := D_H(G_{\mathbf{v}_1}, G_{\mathbf{v}_2})$. Similarly, we may embed \mathcal{B}_Ω with the L^1 -distance $d(v_1, v_2) := \int_{\Omega} |v_1 - v_2| dx$ (recall that $v_1 = v_2 = \text{id}$ a.e in $\mathbb{R}^d \setminus \Omega$). In view of Lemma 5.2, we may consider the one to one map between metric spaces

$$\mathbf{i} : \mathbf{v} \in (\mathbf{M}_\Omega, \mathbf{h}) \mapsto v \in (\mathcal{B}_\Omega, d).$$

Lemma 5.3. *The set \mathbf{M}_Ω is a compact metric space and \mathbf{i} is a homeomorphism between \mathbf{M}_Ω and \mathcal{B}_Ω . Furthermore, let (\mathbf{v}_n) be a sequence \mathbf{M}_Ω such that $\mathbf{v}_n \rightarrow \mathbf{v}$. Then $\ell_{\mathbf{v}_n} \rightarrow \ell_{\mathbf{v}}$ in the sense of Γ -convergence that is*

$$\begin{cases} \liminf_n \ell_{\mathbf{v}_n}(a_n, b_n) \geq \ell_{\mathbf{v}}(a, b) & \text{whenever } (a_n, b_n) \rightarrow (a, b) \text{ in } \mathbb{R}^d \times \mathbb{R}^d, \\ \forall (a, b) \quad \exists (a_n, b_n) \rightarrow (a, b) : \limsup_n \ell_{\mathbf{v}_n}(a_n, b_n) \leq \ell_{\mathbf{v}}(a, b). \end{cases} \quad (5.6a)$$

$$(5.6b)$$

Proof. We observe that, thanks to the assertion (i) of Lemma 5.1, we have the estimate $\mathbf{h}(\mathbf{v}, \text{id}) \leq R$ for every $\mathbf{v} \in \mathbf{M}_\Omega$ (this prevents the graph of \mathbf{v} to converge to an empty set). The compactness of $(\mathbf{M}_\Omega, \mathbf{h})$ is then a consequence of [1, Proposition 1.7]. Let us prove that the one-to-one map \mathbf{i} is continuous. Assume that $\mathbf{v}_n \rightarrow \mathbf{v}$ in \mathbf{M}_Ω and consider a Lebesgue negligible Borel subset N such that $\mathbf{v}_n(x) = \{v_n(x)\}$ and $\mathbf{v}(x) = \{v(x)\}$ for all $x \notin N$ and for every $n \in \mathbb{N}$. Then, for such an x , the Hausdorff convergence of the graphs $G_{\mathbf{v}_n}$ implies that $v(x)$ is the unique possible cluster of the sequence $(v_n(x))$. Since this sequence is bounded we infer that $v_n \rightarrow v$ a.e. on Ω and, by the dominated convergence theorem, the convergence $d(v_n, v) = \int_{\Omega} |v_n - v| dx \rightarrow 0$ follows.

It remains to show the Γ -convergence property (5.6). For proving (5.6a) we write $\ell_{\mathbf{v}_n}(a_n, b_n) = \sqrt{2\langle b'_n - a'_n, b_n - a_n \rangle}$ for suitable $a'_n \in \mathbf{v}(a_n)$, $b'_n \in \mathbf{v}(b_n)$ (which is plausible owing to assertion (ii) of Lemma 5.1). As a'_n, b'_n remain bounded (by assertion (i) of Lemma 5.1) we may assume that, up to extraction of a subsequence, it holds that $a'_n \rightarrow a'$, $b'_n \rightarrow b'$. Then the graph convergence of \mathbf{v}_n implies that $a' \in \mathbf{v}(a)$, $b' \in \mathbf{v}(b)$, hence $\liminf_n \ell_{\mathbf{v}_n}(a_n, b_n) = \sqrt{2\langle b' - a', b - a \rangle} \geq \ell_{\mathbf{v}}(a, b)$. On the other hand, for given a, b we can choose $a' \in \mathbf{v}(a)$, $b' \in \mathbf{v}(b)$ so that $\ell_{\mathbf{v}}(a, b) = \sqrt{2\langle b' - a', b - a \rangle}$. Then there exists $(a_n, a'_n) \rightarrow (a, a')$ and $(b_n, b'_n) \rightarrow (b, b')$ such that $a'_n \in \mathbf{v}(a_n)$, $b'_n \in \mathbf{v}(b_n)$. Then the property (5.6b) follows since

$$\limsup_n \ell_{\mathbf{v}_n}(a_n, b_n) \leq \limsup_n \sqrt{2\langle b'_n - a'_n, b_n - a_n \rangle} = \sqrt{2\langle b' - a', b - a \rangle} = \ell_{\mathbf{v}}(a, b).$$

□

Next we associate to every $\mathbf{v} \in \mathbf{M}_\Omega$ a cost function $c_{\mathbf{v}} : \mathbb{R}^d \times \mathbb{R}^d \rightarrow \mathbb{R}_+$ defined as follows:

$$c_{\mathbf{v}}(a, b) := \inf \left\{ \sum_{i=1}^{N-1} \ell_{\mathbf{v}}(x_i, x_{i+1}) : x_1 = a, x_N = b, N \geq 2 \right\} \quad (5.7)$$

where $\ell_{\mathbf{v}}$ is defined by (5.1). Note that the infimum in (5.7) is not reached in general since the number N of intermediate points is not upper bounded. Let us also remark that, by using the homeomorphism \mathbf{i} , we may associate the same cost to any $v \in \mathcal{B}_\Omega$ so that the notation c_v could be used as well.

Theorem 5.4. *Let \mathbf{v} be an element of \mathbf{M}_Ω . Then:*

(i) $c_{\mathbf{v}}$ is continuous sub-additive and satisfies

$$\sqrt{2} |d(a, \Omega) - d(b, \Omega)| \leq c_{\mathbf{v}}(a, b) \leq \ell_{\mathbf{v}}(a, b) \leq \sqrt{2} |b - a|^{1/2} (R + |b - a|)^{1/2} \quad \forall (a, b) \in \mathbb{R}^d \times \mathbb{R}^d; \quad (5.8)$$

(ii) the following dual representation of the pseudo-metric $c_{\mathbf{v}}$ holds true

$$c_{\mathbf{v}}(a, b) = \max \left\{ u(b) - u(a) : u \in C^0(\mathbb{R}^d), \quad u(x) - u(y) \leq \ell_{\mathbf{v}}(x, y) \quad \forall (x, y) \right\}; \quad (5.9)$$

(iii) for every $(a, b) \in \mathbb{R}^d \times \mathbb{R}^d$ the evaluation function $\mathbf{v} \in (\mathbf{M}_{\Omega}, \mathbf{h}) \mapsto c_{\mathbf{v}}(a, b)$ is concave and upper semicontinuous.

Remark 5.5. The evaluation map in assertion (iii) above is not continuous in general. Indeed, consider for instance the case where $\Omega = (0, 1)$ and \mathbf{v}_n is the monotone map associated with the step function v_n on $[0, 1]$ such that $v_n(0) = 0$, $v_n(1) = 1$ and $v'_n = \frac{1}{n-1} \sum_{i=1}^{n-1} \delta_{\frac{i}{n}}$. Then, by taking intermediate points in (5.7) very close to each i/n from the left and from the right, it is easy to check that $c_{\mathbf{v}_n}(0, 1) = 0$. Clearly $\mathbf{v}_n \rightarrow \mathbf{v}$ for \mathbf{v} being the identity. Hence $0 = \lim_n c_{\mathbf{v}_n}(0, 1) < c_{\mathbf{v}}(0, 1) = 1$.

Proof. The sub-additivity of $c_{\mathbf{v}}$ is straightforward from the definition (5.7); the second inequality in (5.8) is obtained by taking $N = 2$ and $(x_1, x_2) = (a, b)$ while the third one (already in (5.3)) implies that $c_{\mathbf{v}}$ is continuous on the diagonal hence everywhere by exploiting the sub-additivity property. The first inequality in (5.8) will be obtained by applying (5.9) to the function $u(x) = \sqrt{2} d(x, \Omega)$ once we can check that $u(x) - u(y) \leq \ell_{\mathbf{v}}(x, y)$ for all (x, y) . This is trivially the case if $(x, y) \in \overline{\Omega}^2 \cup (\mathbb{R}^d \setminus \overline{\Omega})^2$ whereas for $x \in \overline{\Omega}$ and $y \notin \overline{\Omega}$ it follows from inequalities $\ell_{\mathbf{v}}(x, y) \geq \ell_{\mathbf{v}}(z, y) = \sqrt{2} (\mathbf{v}_{z,y}(1_+) - \mathbf{v}_{z,y}(0_-))^{1/2} = \sqrt{2} |y - z| \geq u(y)$ (note that $u(x) = 0$ where $z = [x, y] \cap \partial\Omega$).

Let us prove (ii). By the very definition (5.7), for every $u \in C^0(\mathbb{R}^d)$, we have the equivalence

$$u(x) - u(y) \leq \ell_{\mathbf{v}}(x, y) \quad \forall (x, y) \iff u(x) - u(y) \leq c_{\mathbf{v}}(x, y) \quad \forall (x, y).$$

This clearly implies that $c_{\mathbf{v}}(a, b)$ is not larger than the right hand side of (5.9). The converse inequality is obtained by considering the function $u(x) = c_{\mathbf{v}}(a, x)$ which satisfies $u(x) - u(y) \leq c_{\mathbf{v}}(x, y)$ by sub-additivity and symmetry of $c_{\mathbf{v}}$. In addition, this function u is Hölder continuous by the assertion (i) and (5.3). This proves the equality in (5.9). Moreover, since the Hölder coefficient is uniformly bounded for all admissible u , the supremum is actually a maximum.

It remains to prove assertion (iii). Let us check first that the map $\mathbf{v} \mapsto c_{\mathbf{v}}(a, b)$ is upper semicontinuous. Let $\mathbf{v}_n \rightarrow \mathbf{v}$ in \mathbf{M}_{Ω} and let us show that $\limsup_n c_{\mathbf{v}_n}(a, b) \leq c_{\mathbf{v}}(a, b)$ for fixed $(a, b) \in (\mathbb{R}^d)^2$. Given a finite set $\{x_i, 1 \leq i \leq N\}$ such that $x_1 = a$, $x_N = b$, we can choose, for each i , an approximating sequence $x_{i,n} \rightarrow x_i$ such that $\ell_{\mathbf{v}_n}(x_{i,n}, x_{i+1,n}) \rightarrow \ell_{\mathbf{v}}(x_i, x_{i+1})$. This is indeed a consequence of the Γ -convergence of $\ell_{\mathbf{v}_n}$ to $\ell_{\mathbf{v}}$ proved in Lemma 5.3. In accordance with (5.7), for each n we may estimate $c_{\mathbf{v}_n}(a, b)$ from above by using the finite sequence of $N + 2$ points $\{a, x_{1,n}, \dots, x_{N,n}, b\}$ and we are led to

$$\limsup_n c_{\mathbf{v}_n}(a, b) \leq \limsup_n \left\{ \ell_{\mathbf{v}_n}(a, x_{1,n}) + \sum_{i=1}^{N-1} \ell_{\mathbf{v}_n}(x_{i,n}, x_{i+1,n}) + \ell_{\mathbf{v}_n}(x_{N,n}, b) \right\} = \sum_{i=1}^{N-1} \ell_{\mathbf{v}}(x_i, x_{i+1}),$$

where to obtain the latter equality we additionally notice that $\lim_n \ell_{\mathbf{v}_n}(a, x_{1,n}) = \lim_n \ell_{\mathbf{v}_n}(x_{N,n}, b) = 0$ as a consequence of the estimates (5.3). By minimizing the right hand sum with respect to x_i 's we obtain the claimed upper semicontinuity inequality.

Let us prove now the concavity property. It is enough to check the middle point property that is, for given $\mathbf{v}_1, \mathbf{v}_2 \in \mathbf{M}_{\Omega}$ and setting $\mathbf{v} = \frac{1}{2}(\mathbf{v}_1 + \mathbf{v}_2)$:

$$c_{\mathbf{v}}(a, b) \geq \frac{1}{2} (c_{\mathbf{v}_1}(a, b) + c_{\mathbf{v}_2}(a, b)). \quad (5.10)$$

In view of assertion (ii), there exist two elements $u_1, u_2 \in C^0(\mathbb{R}^d)$ such that for $i \in \{1, 2\}$

$$c_{\mathbf{v}_i}(a, b) = u_i(b) - u_i(a) \quad \text{and} \quad u_i(x) - u_i(y) \leq \ell_{\mathbf{v}_i}(x, y) \quad \forall (x, y).$$

Then (5.10) follows once we can show that $u = \frac{1}{2}(u_1 + u_2)$ satisfies the constraint $u(x) - u(y) \leq \ell_{\mathbf{v}}(x, y)$ for every $(x, y) \in (\mathbb{R}^d)^2$ as well. This is a consequence of the following concavity property of the map $\mathbf{v} \mapsto \ell_{\mathbf{v}}^2(x, y)$:

$$\ell_{\frac{\mathbf{v}_1 + \mathbf{v}_2}{2}}^2(x, y) \geq \frac{1}{2} (\ell_{\mathbf{v}_1}^2(x, y) + \ell_{\mathbf{v}_2}^2(x, y)). \quad (5.11)$$

Indeed, since $|u_i(x) - u_i(y)| \leq \ell_{\mathbf{v}_i}(x, y)$, by straightforward computations we will get

$$|u(x) - u(y)|^2 \leq \frac{1}{4}(\ell_{\mathbf{v}_1}(x, y) + \ell_{\mathbf{v}_2}(x, y))^2 \leq \frac{1}{2}(\ell_{\mathbf{v}_1}(x, y)^2 + \ell_{\mathbf{v}_2}(x, y)^2) \leq \ell_{\frac{\mathbf{v}_1 + \mathbf{v}_2}{2}}^2(x, y) = \ell_{\mathbf{v}}(x, y)^2.$$

Let us proof the claim (5.11). Let $\hat{x} \in \frac{1}{2}(\mathbf{v}_1 + \mathbf{v}_2)(x)$ and $\hat{y} \in \frac{1}{2}(\mathbf{v}_1 + \mathbf{v}_2)(y)$. Then we have $\hat{x} = \frac{1}{2}(\hat{x}_1 + \hat{x}_2)$, $\hat{y} = \frac{1}{2}(\hat{y}_1 + \hat{y}_2)$ for suitable \hat{x}_i, \hat{y}_i in \mathbb{R}^d . Therefore, by the definition of $\ell_{\mathbf{v}_i}(x, y)$, we infer that

$$2 \langle \hat{y} - \hat{x}, y - x \rangle = \langle \hat{y}_1 - \hat{x}_1, y - x \rangle + \langle \hat{y}_2 - \hat{x}_2, y - x \rangle \geq \frac{1}{2}(\ell_{\mathbf{v}_1}^2(x, y) + \ell_{\mathbf{v}_2}^2(x, y)),$$

hence the claim by choosing (\hat{x}, \hat{y}) optimal for $\ell_{\frac{\mathbf{v}_1 + \mathbf{v}_2}{2}}(x, y)$. The proof of Theorem 5.4 is now complete. \square

The construction of $c_{\mathbf{v}}$ described above in fact provides the largest sub-additive function below $\ell_{\mathbf{v}}$. It induces a pseudo-distance in \mathbb{R}^d , i.e. the value $c_{\mathbf{v}}(a, b)$ for two distinct points can be zero. In particular this happens if \mathbf{v} is tangentially flat on $[a, b]$. In order to obtain a metric we need to consider the quotient space $X_{\mathbf{v}}$ of \mathbb{R}^d with respect to the relation $x \sim y$ iff $c_{\mathbf{v}}(x, y) = 0$ and to extend the definition of $c_{\mathbf{v}}$ accordingly. Note that, owing to assertion (i) of Theorem 5.4, the class \dot{x} of an element x is a closed subset of \mathbb{R}^d and that $\dot{x} = \{x\}$ for $x \in \mathbb{R}^d \setminus \overline{\Omega}$. A natural local pseudo-metric associated with \mathbf{v} will be given by the Finsler-type function

$$\varphi_{\mathbf{v}}(x, z) = \limsup_{h \rightarrow 0^+} \frac{1}{h} c_{\mathbf{v}}(x, x + hz) \quad (5.12)$$

It is a Borel integrand from $\mathbb{R}^d \times \mathbb{R}^d$ to $[0, +\infty]$ which is convex l.s.c. and positively one homogeneous in z .

We shall consider continuous parametrized curves in the metric space $X_{\mathbf{v}}$. Such a curve can be represented by a continuous function $\gamma : [0, 1] \rightarrow \mathbb{R}^d$ where \mathbb{R}^d is equipped with the pseudo-distance $c_{\mathbf{v}}$. We will abbreviate by saying that γ is $c_{\mathbf{v}}$ -continuous (note that γ may jump from x to y if $c_{\mathbf{v}}(x, y) = 0$!). To such a curve we associate its length defined by

$$L_{\mathbf{v}}(\gamma) = \sup \left\{ \sum_{i=0}^{n-1} c_{\mathbf{v}}(\gamma(t_{i+1}), \gamma(t_i)) : 0 \leq t_0 < t_1 < \dots < t_n \leq 1 \right\}. \quad (5.13)$$

A curve γ of finite length is called rectifiable.

The geodesic (or inner) distance $c_{\mathbf{v}}^g(a, b)$ between two points a, b is given by

$$c_{\mathbf{v}}^g(a, b) := \inf \left\{ L_{\mathbf{v}}(\gamma) : \gamma \text{ } c_{\mathbf{v}}\text{-continuous, } \gamma(0) = a, \gamma(1) = b \right\}.$$

If a minimizer γ exists, the image of γ will be called a geodesic curve for $c_{\mathbf{v}}$ joining a to b . In general one has $c_{\mathbf{v}} \leq c_{\mathbf{v}}^g$ possibly with a strict inequality. Fortunately, in our case, the equality holds true.

Proposition 5.6. *Let \mathbf{v} be an element of \mathbf{M}_{Ω} and $a, b \in \mathbb{R}^d$. Then:*

- (i) *Let $\gamma(t) = (1 - t)a + tb$ for $t \in [0, 1]$. Then it holds that $c_{\mathbf{v}}^g(a, b) \leq L_{\mathbf{v}}(\gamma) \leq \ell_{\mathbf{v}}(a, b)$. As a result we have $c_{\mathbf{v}}^g(a, b) = c_{\mathbf{v}}(a, b)$. Moreover, the equality $c_{\mathbf{v}}(a, b) = \ell_{\mathbf{v}}(a, b)$ is true if and only if the scalar monotone function $\mathbf{v}_{a,b}$ has a constant slope.*
- (ii) *Assume that the infimum in (5.7) is attained for suitable points $x_1, x_2, \dots, x_N \in \mathbb{R}^d$. Then the polygonal curve $C = \cup_{i=1}^{N-1} [x_i, x_{i+1}]$ is a geodesic joining a to b while for each i the scalar function $\mathbf{v}_{x_i, x_{i+1}}$ is affine on $(0, 1)$.*
- (iii) *Assume that $\mathbf{v}(x) = \{v(x)\}$ where v is a Lipschitz map and let $\varphi_{\mathbf{v}}$ be given by (5.12). Then it holds that*

$$L_{\mathbf{v}}(\gamma) = \int_0^1 \varphi_{\mathbf{v}}(\gamma(t), \gamma'(t)) dt \quad \text{for every } \gamma \in \text{Lip}([0, 1]; \mathbb{R}^d). \quad (5.14)$$

Remark 5.7. The extension of the integral representation (5.14) to general $\mathbf{v} \in \mathbf{M}_{\Omega}$ is a delicate issue. It turns out that, for a Lipschitz \mathbf{v} , the Finsler pseudo-metric $\varphi_{\mathbf{v}}$ satisfies

$$\varphi_{\mathbf{v}}(x, z) = \limsup_{h \rightarrow 0^+} \frac{1}{h} \ell_{\mathbf{v}}(x, x + hz) = \sqrt{2} (\langle e(v)(x), z \otimes z \rangle)^{1/2},$$

at every point x where v is differentiable. A natural guess would be that the formula (5.14) is still valid for a general \mathbf{v} if we take $\varphi_{\mathbf{v}}(x, z) = \limsup_{h \rightarrow 0^+} \frac{1}{h} \ell_{\mathbf{v}}(x, x + hz)$ allowing infinite values.

The main point of the proof of the assertion (i) relies on the following one dimensional lemma:

Lemma 5.8. *Let $f : [0, 1] \rightarrow \mathbb{R}$ be a bounded non-decreasing function and denote by $f'(x)$ the a.e. defined derivative of f . Then the function*

$$m_f(s, t) := \inf_{\{s=t_0 < t_1 < \dots < t_N=t\}} \sum_{i=0}^{N-1} \sqrt{(t_{i+1} - t_i)(f(t_{i+1} - 0) - f(t_i + 0))}$$

is such that for every $0 \leq s < t \leq 1$:

$$m_f(s, t) \leq \int_s^t \sqrt{f'(x)} dx \leq \sqrt{f(1_-) - f(0_+)}. \quad (5.15)$$

Moreover, if $(s, t) = (0, 1)$, the inequalities above are equalities if and only if f is affine in $(0, 1)$.

Proof. Without loss of generality we may assume that f is left continuous, in particular that $f(1_-) = f(1)$. Let $df = f'(x) dx + f'_s$ denote the decomposition of the Lebesgue-Stieltjes measure df (where f'_s is the singular part of df). Let $\{t_i, 0 \leq i \leq N\}$ be a subdivision of $[s, t]$ and $\theta : [0, 1] \rightarrow \mathbb{R}_+$ a continuous function. Let $\theta_i = \theta(\frac{t_i+t_{i+1}}{2})$. Then, from inequality $2\sqrt{(t_{i+1} - t_i)(f(t_{i+1}) - f(t_i + 0))} \leq \theta_i \cdot (f(t_{i+1}) - f(t_i + 0)) + \frac{1}{2\theta_i}(t_{i+1} - t_i)$ we infer that

$$m_f(s, t) \leq \sum_{i=0}^{N-1} \frac{1}{2} \theta_i \cdot (f(t_{i+1}) - f(t_i + 0)) + \frac{1}{2\theta_i}(t_{i+1} - t_i),$$

where in the right hand side we recognize a Darboux sum related to the integral $\int_{]s,t]} \frac{\theta}{2} df + \int_{]s,t]} \frac{1}{2\theta} dx$. Thus taking the limit as the size of subdivisions tends to zero and by density of continuous functions in $L^1_\mu([0, 1])$, for $\mu = \mathcal{L}^1 \llcorner [0, 1] + f'_s$, we derive that

$$m_f(s, t) \leq \int_s^t \frac{1}{2} \left(\theta(x) f'(x) + \frac{1}{\theta(x)} \right) dx + \int_{]s,t]} \frac{\theta(x)}{2} f'_s(dx)$$

for every positive Borel function θ . Let $\varepsilon > 0$ and let B be a Borel subset of full Lebesgue measure in $[0, 1]$ such that $f'_s(B) = 0$. Then, by taking $\theta_\varepsilon(x) = (f'(x) \vee \varepsilon)^{-1/2}$ if $x \in B$ while $\theta_\varepsilon(x) = 0$ otherwise and by applying the dominated convergence theorem, we infer that:

$$m_f(s, t) \leq \limsup_{\varepsilon \rightarrow 0} \int_s^t \frac{1}{2} \left(\theta_\varepsilon(x) f'(x) + \frac{1}{\theta_\varepsilon(x)} \right) dx = \int_s^t \sqrt{f'(x)} dx.$$

Furthermore we notice that $f(1) - f(0_+) = \int_0^1 f'(x) dx + \int_{(0,1]} f'_s$. Thus, as a consequence of Schwarz's inequality, we have

$$\int_0^1 \sqrt{f'(x)} dx \leq \left(\int_0^1 f'(x) dx \right)^{1/2} \leq \sqrt{f(1) - f(0_+)},$$

with equalities if and only if $f'_s = 0$ on $(0, 1]$ and $f' = f(1) - f(0_+)$ a.e. \square

Proof of Proposition 5.6. Let $\gamma(t) = (1-t)a + tb$ for $t \in [0, 1]$ and $f(t) = 2\mathbf{v}_{a,b}(t)$. We claim that for every $0 \leq s < t \leq 1$ it holds that $c_{\mathbf{v}}(\gamma(s), \gamma(t)) \leq \int_s^t \sqrt{f'(x)} dx$. Indeed by definition (5.7), we have

$$c_{\mathbf{v}}(\gamma(s), \gamma(t)) \leq \inf_{\{s=t_0 < t_1 < \dots < t_N=t\}} \sum_{i=0}^{N-1} \ell_{\mathbf{v}}(\gamma(t_i), \gamma(t_{i+1})) = m_f(s, t).$$

where in the last equality we used the fact that $\ell_{\mathbf{v}}(\gamma(t_i), \gamma(t_{i+1})) = \sqrt{(t_{i+1} - t_i)(f(t_{i+1} - 0) - f(t_i + 0))}$ and the definition of $m_f(s, t)$ introduced in Lemma 5.8. The claim then follows directly from (5.15). Next we can easily deduce an upper bound for the length $L_{\mathbf{v}}(\gamma)$:

$$L_{\mathbf{v}}(\gamma) := \sup \left\{ \sum_{i=0}^N c_{\mathbf{v}}(\gamma(t_{i+1}), \gamma(t_i)) : t_0 = 0 < t_1 < \dots < t_N = 1 \right\} \leq \int_0^1 \sqrt{f'(x)} dx.$$

Since $\int_0^1 \sqrt{f'(x)} dx \leq \sqrt{f(1_-) - f(0_+)} = \ell_{\mathbf{v}}(a, b)$, we infer that $c_{\mathbf{v}}^g(a, b) \leq L_{\mathbf{v}}(\gamma) \leq \ell_{\mathbf{v}}(a, b)$. As it is true for any $(a, b) \in (\mathbb{R}^d)^2$, the geodesic pseudo-distance $c_{\mathbf{v}}^g$ is a sub-additive minorant of $\ell_{\mathbf{v}}$. Therefore it cannot be larger than $c_{\mathbf{v}}$ and the equality $c_{\mathbf{v}}^g = c_{\mathbf{v}}$ follows.

Eventually, we observe that the equality $c_{\mathbf{v}}(a, b) = \ell_{\mathbf{v}}(a, b)$ is equivalent to equalities $L_{\mathbf{v}}(\gamma) = m_f(0, 1) = (f(1_-) - f(0_+))^{1/2}$ which by Lemma 5.8 amounts to saying that f is affine. The assertion (i) is proved. The assertion (ii) is a straightforward consequence of the former equivalence. Indeed, assume that there exists $x_1, x_2, \dots, x_N \in \mathbb{R}^d$ such that $c_{\mathbf{v}}(a, b) = \sum_{i=1}^{N-1} \ell_{\mathbf{v}}(x_i, x_{i+1})$. Then, by the sub-additivity of $c_{\mathbf{v}}$, we infer that $\sum_{i=1}^{N-1} (\ell_{\mathbf{v}}(x_i, x_{i+1}) - c_{\mathbf{v}}(x_i, x_{i+1})) = 0$, from which follows equalities $\ell_{\mathbf{v}}(x_i, x_{i+1}) = c_{\mathbf{v}}(x_i, x_{i+1}) = L_{\mathbf{v}}([x_i, x_{i+1}])$ for every i . Accordingly, the scalar functions $\mathbf{v}_{x_i, x_{i+1}}$ are affine on $(0, 1)$ and the length of the polygonal curve C consisting of the union of the segments $[x_i, x_{i+1}]$ satisfies $L_{\mathbf{v}}(C) = \sum_{i=1}^{N-1} L_{\mathbf{v}}([x_i, x_{i+1}]) = \sum_{i=1}^{N-1} \ell_{\mathbf{v}}(x_i, x_{i+1}) = c_{\mathbf{v}}(a, b)$. The assertion (iii) is a consequence of [38, Thm 1.2]) where it is proved that the integral length representation (5.14) holds with $\varphi_{\mathbf{v}}$ defined by (5.12) as well as with its lower version where the upper limit as $h \rightarrow 0+$ in (5.12) is replaced by the lower limit. \square

Corollary 5.9. *Let \mathbf{v} be an element of \mathbf{M}_{Ω} . Then the quotient space $(X_{\mathbf{v}}, c_{\mathbf{v}})$ is a geodesic locally compact metric space. For every $a, b \in \mathbb{R}^d$, one has $c_{\mathbf{v}}(a, b) = \min \{L_{\mathbf{v}}(\gamma) : \gamma(0) = a, \gamma(1) = b\}$, where the minimum is reached over parametrized curves $\gamma : [0, 1] \rightarrow \mathbb{R}^d$ such that $c_{\mathbf{v}}(\gamma(s), \gamma(t)) = c_{\mathbf{v}}(a, b) |s - t|$ for all $s, t \in [0, 1]$.*

Remark. The existence of a geodesic curve $\gamma : [0, 1] \rightarrow \mathbb{R}^d$ with a finite Euclidean length is not known unless \mathbf{v} is assumed to be strongly monotone.

Proof. $X_{\mathbf{v}}$ is a metric space when it is equipped with the distance $d_{\mathbf{v}}(\dot{x}, \dot{y}) := c_{\mathbf{v}}(x, y)$ (definition independent of the choice of the representative in each class). To show that it is locally compact, it is enough to check that any bounded sequence (\dot{x}_n) admits at least one cluster point. It turns out that (x_n) is bounded in \mathbb{R}^d (for the Euclidean norm) as a consequence of the following equality:

$$\forall a \in \mathbb{R}^d \quad \lim_{|x| \rightarrow \infty} \frac{c_{\mathbf{v}}(a, x)}{|x|} = \sqrt{2}. \quad (5.16)$$

Therefore $|x_{n_k} - x| \rightarrow 0$ for a suitable subsequence (x_{n_k}) and $x \in \mathbb{R}^d$. Since by (5.4) and assertion (i) of Theorem 5.4 we have $c_{\mathbf{v}}(x_{n_k}, x) \leq \ell_{\mathbf{v}}(x_{n_k}, x) \leq \sqrt{2} |x_{n_k} - x|^{1/2} (R + |x_{n_k} - x|)^{1/2}$, we conclude that $d_{\mathbf{v}}(\dot{x}_{n_k}, \dot{x}) = c_{\mathbf{v}}(x_{n_k}, x) \rightarrow 0$. Summarizing, we have shown that $X_{\mathbf{v}}$ is a locally compact metric space. Moreover the length of a curve $u : [0, 1] \rightarrow X_{\mathbf{v}}$ can be recast from the length $L_{\mathbf{v}}(\gamma)$ defined in (5.13) by taking any γ such that $\gamma(t) \in u(t)$ (note that γ can be discontinuous if we consider \mathbb{R}^d with the Euclidean norm). Then, by assertion (i) of Proposition 5.6, we have the equality

$$d_{\mathbf{v}}(\dot{a}, \dot{b}) = \inf \left\{ L_{\mathbf{v}}(u) : u \in C^0([0, 1]; X_{\mathbf{v}}), \gamma(0) = \dot{a}, \gamma(1) = \dot{b} \right\},$$

from which follows that $(X_{\mathbf{v}}, d_{\mathbf{v}})$ is a length space. The existence of an optimal curve u is then a consequence of Hopf-Rinow theorem for which we refer to the book [32] (Theorem 2.4.6 in particular). Moreover, u can be constructed so that it is injective with a constant speed i.e. $d_{\mathbf{v}}(u(s), u(t)) = d_{\mathbf{v}}(a, b) |s - t|$ for all $s, t \in [0, 1]$. This is precisely the statement of our corollary.

Eventually, it remains to show the claim (5.16). The inequality $\limsup_{|x| \rightarrow \infty} \frac{c_{\mathbf{v}}(a, x)}{|x|} \leq \sqrt{2}$ follows directly from (5.3). To obtain the converse inequality, we consider a positive real L large enough that $\overline{\Omega} \subset \{|x| < L\}$. Since $\mathbf{v} = \text{id}$ on the complement of $\overline{\Omega}$, the tangential component of \mathbf{v} is affine on the segment $[z, x]$ where $z = L \frac{x}{|x|}$ when $x \in \mathbb{R}^d \setminus \overline{\Omega}$. Therefore, by Proposition 5.6, we have $c_{\mathbf{v}}(x, z) = \sqrt{2} |x - z| = \sqrt{2} (|x| - L)$. By exploiting the sub-additivity of $c_{\mathbf{v}}$, we end up with $c_{\mathbf{v}}(a, x) \geq \sqrt{2} (|x| - L) - M_L(a)$ where $M_L(a) = \sup\{c_{\mathbf{v}}(a, z) : |z| \leq L\} < +\infty$. It follows that $\liminf_{|x| \rightarrow \infty} \frac{c_{\mathbf{v}}(a, x)}{|x|} \geq \sqrt{2}$. \square

5.2. Dual achievement through maximal monotones maps. We are now in position to revisit the dual problem (\mathcal{P}^*) introduced in Subsection 3.2 that we are going to recast in the following geometric form:

$$I_0(f, \Sigma_0) = \sup_{(u, \mathbf{v}) \in C_{\Sigma_0}(\overline{\Omega}) \times \mathbf{M}_{\Omega}} \left\{ \langle f, u \rangle : u(x_1) - u(x_2) \leq c_{\mathbf{v}}(x_1, x_2) \quad \forall (x_1, x_2) \in \overline{\Omega} \times \overline{\Omega} \right\} \quad (\mathcal{P}_{\text{geo}}^*)$$

Theorem 5.10. *Assume that Σ_0 is non empty. Then the supremum in $(\mathcal{P}_{\text{geo}}^*)$ is a maximum and we have the equality $\max(\mathcal{P}^*) = \max(\mathcal{P}_{\text{geo}}^*)$. Moreover, a pair $(u, \mathbf{v}) \in C_{\Sigma_0}(\overline{\Omega}) \times \mathbf{M}_{\Omega}$ solves $(\mathcal{P}_{\text{geo}}^*)$ if and only if (u, w) is optimal for (\mathcal{P}^*) , where $w = \text{id} - \mathbf{i}(\mathbf{v})$.*

Proof. The existence of an optimal pair (u, \mathbf{v}) for $(\mathcal{P}_{\text{geo}}^*)$ is straightforward. Indeed if (u_n, \mathbf{v}_n) is a maximizing sequence, then $\{u_n\}$ is equicontinuous as a consequence of the uniform upper bound estimate in (5.8) hence relatively compact in $C_{\Sigma_0}(\overline{\Omega})$ (by Ascoli's theorem) while we recall that \mathbf{M}_Ω is a compact metric space (see Lemma 5.3). By exploiting the upper semicontinuity property of the map $\mathbf{v} \in \mathbf{M}_\Omega \mapsto c_{\mathbf{v}}(x_1, x_2)$ holding for all x_1, x_2 (see assertion (iii) in Theorem 5.4), we see that any cluster point (u, \mathbf{v}) satisfies the inequality constraint $u(x_1) - u(x_2) \leq c_{\mathbf{v}}(x_1, x_2)$ and therefore is a solution of $(\mathcal{P}_{\text{geo}}^*)$. The equivalence between the formulations (\mathcal{P}^*) and $(\mathcal{P}_{\text{geo}}^*)$ of the dual problem is a straightforward consequence of the forthcoming Proposition 5.11. \square

Recall that the set of competitors for (\mathcal{P}^*) is the closure in $C^0(\mathbb{R}^d) \times L^1(\mathbb{R}^d; \mathbb{R}^d)$ of the subset \mathcal{K} defined in (3.4). By Lemma 3.16, we already know that $\overline{\mathcal{K}}$ is a bounded convex subset of $(C^{0, \frac{1}{2}} \cap W^{1,2}(\Omega)) \times ((BV \cap L^\infty)(\Omega; \mathbb{R}^d))$. The complete characterization of $\overline{\mathcal{K}}$ given below is crucial:

Proposition 5.11. *Let us be given $u \in C^0(\overline{\Omega})$, such that $u = 0$ on Σ_0 , and $w \in L^1(\Omega; \mathbb{R}^d)$. Then, the following conditions are equivalent:*

(i) $(u, w) \in \overline{\mathcal{K}}$;

(ii) there exists an element $\mathbf{v} \in \mathbf{M}_\Omega$ such that $\mathbf{v}(x) = \{x - w(x)\}$ for a.e. $x \in \Omega$ and

$$u(x_1) - u(x_2) \leq c_{\mathbf{v}}(x_1, x_2) \quad \forall (x_1, x_2) \in \overline{\Omega} \times \overline{\Omega} \quad (5.17)$$

(or equivalently $u(x_1) - u(x_2) \leq \ell_{\mathbf{v}}(x_1, x_2) \quad \forall (x_1, x_2) \in \overline{\Omega} \times \overline{\Omega}$);

(iii) $u \in W^{1,2}(\Omega)$ and there exists $v \in \mathcal{B}_\Omega$ such that $v = \text{id} - w$ a.e. in Ω and

$$\frac{1}{2} \nabla u \otimes \nabla u \mathcal{L}^d \llcorner \Omega \leq e(v) \quad \text{in } \mathcal{M}(\mathbb{R}^d; \mathcal{S}^{d \times d}) \quad (5.18)$$

where $e(v)$ is the symmetric part of the distributional derivative $Dv \in \mathcal{M}(\mathbb{R}^d; \mathbb{R}^d)$.

Remark 5.12. In view of Theorem 5.4, the condition (5.17) in (ii) is in fact equivalent to the weaker condition $u(x_1) - u(x_2) \leq \ell_{\mathbf{v}}(x_1, x_2)$ for all $(x_1, x_2) \in \overline{\Omega} \times \overline{\Omega}$. In addition, if such a function u realizes the equality $u(a) - u(b) = \ell_{\mathbf{v}}(a, b)$ at some $(a, b) \in \overline{\Omega}^2$, then u has to be affine on $[a, b]$. Indeed, the equality above implies that $\ell_{\mathbf{v}}(a, b) = c_{\mathbf{v}}(a, b)$ and, by applying assertion (ii) of Proposition 5.6, we know that $\mathbf{v} \cdot \tau^{a,b}$ is affine on $]a, b[$. Then the condition (5.17) holding as an equality for any $(x_1, x_2) \in [a, b]^2$ enforces u to be affine as well. This observation can be useful when dealing with polygonal geodesic curves corresponding to some optimal \mathbf{v} .

Remark 5.13. If w is Lipschitz as it was assumed in Section 3 it holds that $\mathbf{v}(x) = \{x - w(x)\}$ for all $x \in \mathbb{R}^d$ and we recover the two-point condition (3.6) from (5.17) whilst condition (iii) is equivalent to (3.4b).

Proof. First we show that (i) \Rightarrow (ii): let $(u_n, w_n) \in \mathcal{K}$ be a sequence such that $u_n \rightarrow u$ in $C^0(\overline{\Omega})$ and $w_n \rightarrow w$ in $L^1(\Omega; \mathbb{R}^d)$. Then $u = 0$ on Σ_0 and (u_n, w_n) satisfies the two-point conditions (3.6). Setting $\mathbf{v}_n = \text{id} - w_n$ we easily infer that (u_n, \mathbf{v}_n) satisfies (5.17) while $\mathbf{v}_n \in \mathbf{M}_\Omega$. Due to the homeomorphism between \mathbf{M}_Ω and \mathcal{B}_Ω (see Lemma 5.3) we deduce the convergence $\mathbf{v}_n \rightarrow \mathbf{v}$ and (u, \mathbf{v}) satisfies (5.17) thanks to the upper semicontinuity of the map $\mathbf{v} \mapsto c_{\mathbf{v}}(x_1, x_2)$ (see the assertion (iii) in Theorem 5.4).

Let us now prove the implication (ii) \Rightarrow (iii). We know that $v := \mathbf{i}(\mathbf{v})$ belongs to $BV \cap L^\infty(\Omega; \mathbb{R}^d)$. Let $\omega \Subset \Omega$ and fix $h \in \mathbb{R}^d$ such that $|h| < \delta := \text{dist}(\omega, \partial\Omega)$. As the set $\{x \in \omega : \mathbf{v}(x) = \{v(x)\}, \mathbf{v}(x+h) = \{v(x+h)\}\}$ is of full Lebesgue measure in ω , the condition (5.17) implies that:

$$\frac{1}{2} (u(x+h) - u(x))^2 \leq \langle v(x+h) - v(x), h \rangle \quad \text{for a.e. } x \in \omega. \quad (5.19)$$

By integrating over ω and with the help of Schwarz inequality, we deduce that

$$\frac{1}{2} \int_{\omega} (u(x+h) - u(x))^2 dx \leq |h|^2 \int_{\omega} \left| \frac{v(x+h) - v(x)}{|h|} \right| dx \leq C |h|^2,$$

where the constant C is finite and depends only of $\int_{\Omega} |Dv|$ (the variation of v as an element of $BV(\Omega; \mathbb{R}^d)$). Since ω and h with $|h| < \delta$ can be chosen arbitrarily, the latter uniform upper bound entails that $u \in W^{1,2}(\Omega)$ (see for instance

[17, Proposition 9.3] and subsequent Remark 6). Now we may also multiply (5.19) by a test function $\varphi \in \mathcal{D}(\Omega; \mathbb{R}_+)$ and integrate over Ω so that, setting $h = \varepsilon z$ with $z \in S^{d-1}$ and dividing by ε^2 , we obtain:

$$\frac{1}{2} \int_{\Omega} \left(\frac{u(x + \varepsilon z) - u(x)}{\varepsilon} \right)^2 \varphi(x) dx \leq \int_{\Omega} \left\langle \frac{v(x + \varepsilon z) - v(x)}{\varepsilon}, z \right\rangle \varphi(x) dx. \quad (5.20)$$

As $u \in W^{1,2}(\Omega)$, $\left(\frac{u(x + \varepsilon z) - u(x)}{\varepsilon} \right)$ remains bounded in $L^2(\Omega)$ and converges to $\langle \nabla u, z \rangle$ therein. Besides we have:

$$\begin{aligned} \lim_{\varepsilon \rightarrow 0} \int_{\Omega} \left\langle \frac{v(x + \varepsilon z) - v(x)}{\varepsilon}, z \right\rangle \varphi(x) dx &= \lim_{\varepsilon \rightarrow 0} \int_{\Omega} \langle v(x), z \rangle \left(\frac{\varphi(x - \varepsilon z) - \varphi(x)}{\varepsilon} \right) dx \\ &= - \int_{\Omega} \langle v(x), z \rangle \operatorname{div}(z\varphi) dx = \langle \langle Dv z, z \rangle, \varphi \rangle. \end{aligned}$$

Hence, from (5.20) we infer that $\frac{1}{2} \int_{\Omega} |\langle \nabla u(x), z \rangle|^2 \varphi(x) dx \leq \langle \langle Dv z, z \rangle, \varphi \rangle = \langle \langle e(v) z, z \rangle, \varphi \rangle$. The inequality (5.18) follows by the arbitrariness of $z \in S^{d-1}$ and of $\varphi \in \mathcal{D}(\Omega; \mathbb{R}_+)$.

Eventually we turn to the implication (iii) \Rightarrow (i). Let $w = \operatorname{id} - v$. Note that, as $v \in \mathcal{B}_{\Omega}$, w vanishes a.e. in $\mathbb{R}^d \setminus \overline{\Omega}$ and may have a jump on $\partial\Omega$ giving a contribution to the singular part $e_s(w)$ of the symmetric tensor measure $e(w)$. We need to construct a sequence of Lipschitz functions $(u_{\varepsilon}, w_{\varepsilon}) \in \mathcal{K}$ converging to (u, w) in $C^0(\overline{\Omega}) \times L^1(\Omega; \mathbb{R}^d)$. In fact, we will mostly use the same arguments as in the proof of Lemma 3.14. First we construct an extension \tilde{u} of u using the same method as in the Step 1 of the proof of Lemma 3.14. This extension belongs to $C^0 \cap W_{\operatorname{loc}}^{1,2}(\mathbb{R}^d)$ whilst, due to (5.18) and recalling the definition of g in (3.10), the pair (\tilde{u}, w) satisfies the inequality

$$g(\nabla \tilde{u}, \{e(w)\}) \leq 1 \text{ a.e. in } \mathbb{R}^d, \quad e_s(w) \leq 0 \text{ in } \mathcal{M}(\mathbb{R}^d; \mathcal{S}^{d \times d}). \quad (5.21)$$

where $\{e(w)\}$ denotes the Lebesgue density of the absolutely continuous part of the measure $e(w)$ (in fact $\{e(v)\}$ coincides with the symmetric part of the approximate gradient w which exists a.e., see for instance [3, Thm 3.84]). Next we associate to the integrand g the convex l.s.c. and one homogeneous integrand $h : \mathbb{R}^d \times \mathcal{S}^{d \times d} \times \mathbb{R} \rightarrow [0, +\infty]$ defined by

$$h(z, M, t) = \begin{cases} t \rho_+ \left(\frac{z \otimes z}{2t^2} + \frac{M}{t} \right) & \text{if } t > 0 \\ \rho_+(M) & \text{if } t = 0 \text{ and } z = 0 \\ +\infty & \text{if } t < 0 \end{cases}$$

that is $tg(z/t, M/t)$ for $t > 0$ and its limit $g^{\infty}(z, M) := \lim_{t \rightarrow 0} tg(z/t, M/t)$ for $t = 0$ (recession function of g). Then we may rewrite (5.21) as an inequality between scalar measures as follows:

$$h(\nabla \tilde{u} \mathcal{L}^d, e(w), \mathcal{L}^d) \leq \mathcal{L}^d \text{ in } \mathcal{M}_+(\mathbb{R}^d). \quad (5.22)$$

Indeed this equivalence can be easily checked by noticing that the measure in the left hand side (intended in the sense of Goffman-Serrin [30]) admits the Lebesgue-Nikodym decomposition

$$h(\nabla \tilde{u} \mathcal{L}^d, e(w), \mathcal{L}^d) = h(\nabla \tilde{u}, \{e(w)\}, 1) \mathcal{L}^d + h(0, e_s(w), 0) = g(\nabla \tilde{u}, \{e(w)\}) \mathcal{L}^d + \rho_+(e_s(w)).$$

Assume for a moment that $\operatorname{spt}(\tilde{u}) \Subset \mathbb{R}^d \setminus \Sigma_0$ while $\operatorname{spt}(w) \Subset \Omega$. Then we consider $(u_{\varepsilon}, w_{\varepsilon}) := (\tilde{u} * \theta_{\varepsilon}, w * \theta_{\varepsilon})$ for $\theta_{\varepsilon}(x) = \varepsilon^{-d} \theta\left(\frac{x}{\varepsilon}\right)$ being a smooth convolution kernel (with θ radial symmetric and $\int \theta = 1$). Then $u_{\varepsilon} = 0$ on Σ_0 and $(u_{\varepsilon}, w_{\varepsilon}) \rightarrow (u, w)$ in $C^0(\overline{\Omega}) \times L^1(\Omega; \mathbb{R}^d)$ as $\varepsilon \rightarrow 0$. Moreover, denoting $\xi := (\nabla \tilde{u} \mathcal{L}^d, e(w), \mathcal{L}^d)$, we have $\xi * \theta_{\varepsilon} = (\nabla \tilde{u}_{\varepsilon}, e(w_{\varepsilon}), 1) \mathcal{L}^d$, hence by applying Lemma C.1 and in virtue of (5.22), we infer the following inequalities in $\mathcal{M}_+(\mathbb{R}^d)$:

$$g(\nabla u_{\varepsilon}, e(w_{\varepsilon})) \mathcal{L}^d \leq g(\nabla \tilde{u}, \{e(w)\}) \mathcal{L}^d + \rho_+(e_s(w)) \leq \mathcal{L}^d.$$

In particular we have $g(\nabla u_{\varepsilon}, e(w_{\varepsilon})) \leq 1$ a.e. and by taking the restriction of $(u_{\varepsilon}, w_{\varepsilon})$ to $\overline{\Omega}$ we obtain the desired sequence in \mathcal{K} converging to (u, w) . Eventually the restriction on the support of (u, w) can be dropped by repeating word for word the dilation argument used in the second step of the proof of Lemma 3.14. \square

5.3. Maximal Monge-Kantorovich metrics and saddle point formulation. All along this subsection we will assume that the load $f = f_+ - f_-$ is a signed measure where $f_+, f_- \in \mathcal{M}_+(\overline{\Omega} \setminus \Sigma_0)$. It will be sometimes useful to consider alternative decompositions $f = \mu - \nu$ where $\mu, \nu \in \mathcal{M}_+(\overline{\Omega} \setminus \Sigma_0)$ are not necessarily singular with respect to each other (in contrast with the case of the usual Jordan decomposition). Up to measures concentrated on Σ_0 , such measures μ and ν will act as a source and target measures in the Monge-Kantorovich transport problem associated with the $c_{\mathbf{v}}$ -cost. Let us fix an element $\mathbf{v} \in \mathbf{M}_{\Omega}$ and define

$$W_{c_{\mathbf{v}}}^{\Sigma_0}(\mu, \nu) := \inf \left\{ W_{c_{\mathbf{v}}}(\mu + \mu_0, \nu + \nu_0) : \mu_0, \nu_0 \in \mathcal{M}_+(\Sigma_0) \right\} \quad (5.23)$$

where the Monge-Kantorovich $c_{\mathbf{v}}$ -distance between two elements $\rho_1, \rho_2 \in \mathcal{M}_+(\overline{\Omega})$ is defined by

$$W_{c_{\mathbf{v}}}(\rho_1, \rho_2) := \inf \left\{ \int_{\overline{\Omega} \times \overline{\Omega}} c_{\mathbf{v}}(x, y) \gamma(dx dy) : \gamma \in \Gamma(\rho_1, \rho_2) \right\}.$$

Note that $W_{c_{\mathbf{v}}}$ and $W_{c_{\mathbf{v}}}^{\Sigma_0}$ are symmetric and that $W_{c_{\mathbf{v}}}(\rho_1, \rho_2) < +\infty$ if and only if $\int \rho_1 = \int \rho_2$. By using the lower semicontinuity of the map $(\rho_1, \rho_2) \mapsto W_{c_{\mathbf{v}}}(\rho_1, \rho_2)$, one checks easily that the infimum in (5.23) is actually a minimum.

Remark 5.14. If f is a probability on $\overline{\Omega} \setminus \Sigma_0$, it is easy to check that

$$W_{c_{\mathbf{v}}}^{\Sigma_0}(f, 0) = \min \left\{ W_{c_{\mathbf{v}}}(f, g) : g \in \mathcal{P}(\Sigma_0) \right\} = \int c_{\mathbf{v}}(x, \Sigma_0) f(dx).$$

Then we recover the Monge-Kantorovich $c_{\mathbf{v}}$ -distance between f and Σ_0 (i.e. $W_{c_{\mathbf{v}}}(f, \Sigma_0)$) in a similar way as in (1.3), (2.5). In this sense (5.23) generalizes the notion of distance to Σ_0 for a general signed measure $f = \mu - \nu$.

The next preliminary result is an adaptation of the Kantorovich-Rubinstein duality theorem (see for instance [39, Thm 1.14]) to our framework:

Lemma 5.15. *Let $\mu, \nu \in \mathcal{M}_+(\overline{\Omega} \setminus \Sigma_0)$ and $\mathbf{v} \in \mathbf{M}_{\Omega}$. Then*

$$W_{c_{\mathbf{v}}}^{\Sigma_0}(\mu, \nu) = \max_{u \in C_{\Sigma_0}^0(\overline{\Omega})} \left\{ \langle \mu - \nu, u \rangle : u(x_1) - u(x_2) \leq c_{\mathbf{v}}(x_1, x_2) \quad \forall (x_1, x_2) \in \overline{\Omega} \times \overline{\Omega} \right\}. \quad (5.24)$$

As a consequence $W_{c_{\mathbf{v}}}^{\Sigma_0}(\mu, \nu) = W_{c_{\mathbf{v}}}^{\Sigma_0}(f_+, f_-)$ whenever $\mu - \nu = f$. Furthermore, the infimum in (5.23) is attained on the convex weakly* compact subset

$$\mathcal{M}(\mu, \nu; \Sigma_0) := \left\{ (\mu_0, \nu_0) \in (\mathcal{M}_+(\Sigma_0))^2 : \int (\mu + \mu_0) = \int (\nu + \nu_0), \quad \int \nu_0 \leq \int \mu, \quad \int \mu_0 \leq \int \nu \right\}. \quad (5.25)$$

Proof. Let $x_0 \in \Sigma_0$. By the uniform Hölder estimate (5.3), (5.8) and Ascoli's theorem, the set

$$\mathcal{B} := \left\{ u \in C^0(\overline{\Omega}) : u(x_0) = 0, \quad u(x_1) - u(x_2) \leq c_{\mathbf{v}}(x_1, x_2) \quad \forall (x_1, x_2) \in \overline{\Omega} \times \overline{\Omega} \right\}$$

is a convex compact subset of $C^0(\overline{\Omega})$. Since the cost function $c_{\mathbf{v}}$ is continuous and sub-additive, we know from Kantorovich-Rubinstein duality theorem that for every $(\mu_0, \nu_0) \in (\mathcal{M}_+(\Sigma_0))^2$, the following equality holds:

$$W_{c_{\mathbf{v}}}(\mu + \mu_0, \nu + \nu_0) = \sup_{u \in \mathcal{B}} \left\{ \langle (\mu + \mu_0) - (\nu + \nu_0), u \rangle \right\}.$$

By applying Ky-Fan's result (Theorem A.2) which allows switching the symbols inf and sup, we are led to

$$\begin{aligned} W_{c_{\mathbf{v}}}^{\Sigma_0}(\mu, \nu) &= \inf_{(\mu_0, \nu_0) \in (\mathcal{M}_+(\Sigma_0))^2} \sup_{u \in \mathcal{B}} \langle (\mu + \mu_0) - (\nu + \nu_0), u \rangle \\ &= \sup_{u \in \mathcal{B}} \left(\langle \mu - \nu, u \rangle + \inf_{(\mu_0, \nu_0) \in (\mathcal{M}_+(\Sigma_0))^2} \langle \mu_0 - \nu_0, u \rangle \right) \end{aligned}$$

hence (5.24) by noticing that the infimum in the bottom line is finite if and only if $u = 0$ on Σ_0 .

As a consequence of (5.24), we have $W_{c_{\mathbf{v}}}^{\Sigma_0}(\mu, \nu) = W_{c_{\mathbf{v}}}^{\Sigma_0}(f_+, f_-)$ whenever $\mu - \nu = f_+ - f_-$. It remains to show the last assertion of Lemma 5.15. As Σ_0 is compact, it can be readily checked that $\mathcal{M}(\mu, \nu; \Sigma_0)$ is a weakly* convex compact subset of $(\mathcal{M}_+(\Sigma_0))^2$ thus, recalling (5.23), we have:

$$W_{c_{\mathbf{v}}}^{\Sigma_0}(\mu, \nu) \leq \min \left\{ W_{c_{\mathbf{v}}}(\mu + \mu_0, \nu + \nu_0) : (\mu_0, \nu_0) \in \mathcal{M}(\mu, \nu; \Sigma_0) \right\}$$

where the existence of a minimizer in the right side is ensured by the lower semicontinuity of the function $(\mu_0, \nu_0) \mapsto W_{c_{\mathbf{v}}}(\mu + \mu_0, \nu + \nu_0)$. Consequently, our argument boils down to showing that the inequality above is in fact an equality. This will be indeed the case if for every (μ_0, ν_0) we are able to construct measures $(\tilde{\mu}_0, \tilde{\nu}_0) \in \mathcal{M}(\mu, \nu; \Sigma_0)$ such that $W_{c_{\mathbf{v}}}(\mu + \tilde{\mu}_0, \nu + \tilde{\nu}_0) \leq W_{c_{\mathbf{v}}}(\mu + \mu_0, \nu + \nu_0)$. To show this claim, we may assume that $W_{c_{\mathbf{v}}}(\mu + \mu_0, \nu + \nu_0) < +\infty$. Hence $\int(\mu + \mu_0) = \int(\nu + \nu_0)$ and there exists an element $\gamma \in \Gamma(\mu + \mu_0, \nu + \nu_0)$ such that $W_{c_{\mathbf{v}}}(\mu + \mu_0, \nu + \nu_0) = \int c_{\mathbf{v}} d\gamma$. Set $\tilde{\gamma} = \gamma - \gamma_0$ where $\gamma_0 := \gamma \llcorner \Sigma_0 \times \Sigma_0$. Clearly the marginals of $\tilde{\gamma}$, further denoted by $\tilde{\mu}$ and $\tilde{\nu}$, satisfy $\tilde{\mu} \llcorner \overline{\Omega} \setminus \Sigma_0 = \mu$ and $\tilde{\nu} \llcorner \overline{\Omega} \setminus \Sigma_0 = \nu$. Let $\tilde{\nu}_0 = \tilde{\nu} \llcorner \Sigma_0$ and $\tilde{\mu}_0 = \tilde{\mu} \llcorner \Sigma_0$. Then it holds that $\tilde{\mu} = \mu + \tilde{\mu}_0$ and $\tilde{\nu} = \nu + \tilde{\nu}_0$. Furthermore we have $\int \tilde{\mu}_0 = \tilde{\mu}(\Sigma_0) = \gamma(\Sigma_0 \times \Sigma_0^c) \leq \int \nu$ while $\int \tilde{\nu}_0 = \tilde{\nu}(\Sigma_0) = \gamma(\Sigma_0^c \times \Sigma_0) \leq \int \mu$. It follows that $(\tilde{\mu}_0, \tilde{\nu}_0)$ belongs to $\mathcal{M}(\mu, \nu; \Sigma_0)$, hence follows our claim since:

$$W_{c_{\mathbf{v}}}(\mu + \tilde{\mu}_0, \nu + \tilde{\nu}_0) \leq \int c_{\mathbf{v}} d\tilde{\gamma} \leq \int c_{\mathbf{v}} d\gamma \leq W_{c_{\mathbf{v}}}(\mu + \mu_0, \nu + \nu_0).$$

□

An important consequence of Lemma 5.15 is that solving the dual problem (\mathcal{P}^*) amounts to identifying a maximal monotone map \mathbf{v} for which the Monge-Kantorovich distance of f to Σ_0 is maximal:

Theorem 5.16. *Let $\Sigma_0 \subset \partial\Omega$ be closed non empty and $f \in \mathcal{M}(\overline{\Omega} \setminus \Sigma_0)$. Then*

$$I_0(f, \Sigma_0) = \max(\mathcal{P}^*) = \max \left\{ W_{c_{\mathbf{v}}}^{\Sigma_0}(f_+, f_-) : \mathbf{v} \in \mathbf{M}_{\Omega} \right\}. \quad (5.26)$$

Proof. The equality $\sup(\mathcal{P}^*) = \sup \{ W_{c_{\mathbf{v}}}^{\Sigma_0}(f_+, f_-) : \mathbf{v} \in \mathbf{M}_{\Omega} \}$ follows from the formulation $(\mathcal{P}_{\text{geo}}^*)$ where, for every $\mathbf{v} \in \mathbf{M}_{\Omega}$, we compute the supremum with respect to u by applying (5.24) for $\mu = f_+$ and $\nu = f_-$. Clearly if $(\bar{u}, \bar{\mathbf{v}})$ solves $(\mathcal{P}_{\text{geo}}^*)$, then $\bar{\mathbf{v}}$ satisfies $W_{c_{\bar{\mathbf{v}}}}^{\Sigma_0}(f_+, f_-) \geq W_{c_{\mathbf{v}}}^{\Sigma_0}(f_+, f_-)$ for all $\mathbf{v} \in \mathbf{M}_{\Omega}$.

□

As a corollary we now state a saddle point formulation for an optimal pair $(\gamma, \mathbf{v}) \in \Gamma(\mu, \nu; \Sigma_0) \times \mathbf{M}_{\Omega}$ with respect to the Lagrangian $L(\mathbf{v}, \gamma) = \int_{\overline{\Omega} \times \overline{\Omega}} c_{\mathbf{v}} d\gamma$ where

$$\Gamma(\mu, \nu; \Sigma_0) := \left\{ \gamma \in \mathcal{M}_+(\overline{\Omega} \times \overline{\Omega}) : \exists (\mu_0, \nu_0) \in \mathcal{M}(\mu, \nu; \Sigma_0), \gamma \in \Gamma(\mu + \mu_0, \nu + \nu_0) \right\}.$$

Corollary 5.17. *For every $\mu, \nu \in \mathcal{M}_+(\overline{\Omega} \setminus \Sigma_0)$ such that $f = \mu - \nu$ there exists a pair $(\bar{\gamma}, \bar{\mathbf{v}}) \in \Gamma(\mu, \nu; \Sigma_0) \times \mathbf{M}_{\Omega}$ solving the saddle point problem:*

$$\int_{\overline{\Omega} \times \overline{\Omega}} c_{\bar{\mathbf{v}}} d\bar{\gamma} \leq \int_{\overline{\Omega} \times \overline{\Omega}} c_{\bar{\mathbf{v}}} d\bar{\gamma} \leq \int_{\overline{\Omega} \times \overline{\Omega}} c_{\bar{\mathbf{v}}} d\gamma \quad \forall \gamma \in \Gamma(\mu, \nu; \Sigma_0), \quad \forall \mathbf{v} \in \mathbf{M}_{\Omega}. \quad (5.27)$$

Furthermore, for any such an optimal pair $(\bar{\gamma}, \bar{\mathbf{v}})$, there exists an optimal potential $\bar{u} \in C_{\Sigma_0}(\overline{\Omega})$ such that $(\bar{u}, \bar{\mathbf{v}})$ solves the dual problem $(\mathcal{P}_{\text{geo}}^*)$ and satisfies the relations

$$\bar{u}(y) - \bar{u}(x) \leq c_{\bar{\mathbf{v}}}(x, y) \quad \forall (x, y) \in \overline{\Omega}^2, \quad \bar{u}(y) - \bar{u}(x) = c_{\bar{\mathbf{v}}}(x, y) \quad \text{for } \bar{\gamma}\text{-a.e. } (x, y) \in \overline{\Omega}^2. \quad (5.28)$$

Remark 5.18. By applying Corollary 5.17 with $\mu = f_+$ and $\nu = f_-$, we see that a pair $(\bar{u}, \bar{\mathbf{v}})$ is a solution of the dual problem $(\mathcal{P}_{\text{geo}}^*)$ if and only if there exists a suitable $\bar{\gamma}$ such that the triple $(\bar{\gamma}, \bar{\mathbf{v}}, \bar{u})$ belongs to $\Gamma(f_+, f_-; \Sigma_0) \times \mathbf{M}_{\Omega} \times C_{\Sigma_0}(\overline{\Omega})$ and satisfies the two conditions (5.27) and (5.28).

Proof. As can be readily checked $\Gamma(\mu, \nu; \Sigma_0)$ is a convex compact subset of $\mathcal{M}_+(\overline{\Omega} \times \overline{\Omega})$ endowed with the weak* topology. Besides, from Lemma 5.3 we know that the convex set \mathbf{M}_{Ω} equipped with the distance \mathbf{h} is compact. The existence of a saddle point for (5.27) then follows from the last assertion of Theorem A.2. Indeed, the Lagrangian $L(\mathbf{v}, \gamma) := \int_{\overline{\Omega} \times \overline{\Omega}} c_{\mathbf{v}} d\gamma$ is convex lower semicontinuous with respect to $\gamma \in \Gamma(\mu, \nu; \Sigma_0)$ and, as a consequence of combining assertion (iii) of Theorem 5.4 with Fatou's lemma, it is concave upper semicontinuous with respect to $\mathbf{v} \in \mathbf{M}_{\Omega}$.

Let now $(\bar{\gamma}, \bar{\mathbf{v}})$ satisfy (5.27). Then, the left hand side inequality in (5.27) implies that $W_{c_{\bar{\mathbf{v}}}^{\Sigma_0}}(\mu, \nu) \leq \int_{\bar{\Omega}^2} c_{\bar{\mathbf{v}}} d\bar{\gamma}$ while the right hand side implies that $\int_{\bar{\Omega}^2} c_{\bar{\mathbf{v}}} d\bar{\gamma} = W_{c_{\bar{\mathbf{v}}}^{\Sigma_0}}(\mu, \nu)$. Therefore $\bar{\mathbf{v}}$ is a maximizer in the right hand side of (5.26) and we obtain the equalities

$$I_0(f, \Sigma_0) = \max(\mathcal{P}_{\text{geo}}^*) = W_{c_{\bar{\mathbf{v}}}^{\Sigma_0}}(\mu, \nu) = \int_{\bar{\Omega}^2} c_{\bar{\mathbf{v}}}(x, y) \bar{\gamma}(dxdy). \quad (5.29)$$

Next, by applying Lemma 5.15 with $\mathbf{v} = \bar{\mathbf{v}}$, there exists an optimal potential \bar{u} for (5.24). Clearly the equalities in (5.29) imply that $(\bar{u}, \bar{\mathbf{v}})$ solves $(\mathcal{P}_{\text{geo}}^*)$ while we have

$$\int_{\bar{\Omega}^2} c_{\bar{\mathbf{v}}}(x, y) \bar{\gamma}(dxdy) = \langle f, \bar{u} \rangle = \langle \mu - \nu, \bar{u} \rangle = \int_{\bar{\Omega}^2} (\bar{u}(y) - \bar{u}(x)) \bar{\gamma}(dxdy).$$

Since \bar{u} satisfies $\bar{u}(y) - \bar{u}(x) \leq c_{\bar{\mathbf{v}}}(x, y)$ for all (x, y) , the equality above is possible if and only if \bar{u} satisfies the equality condition in (5.28). The last assertion of Corollary 5.17 follows. \square

5.4. Extended characterization of optimal truss solutions. As announced in Section 4, we can now derive the non-smooth extension of the optimality conditions given in Proposition 4.3. For every $\mathbf{v} \in \mathbf{M}_{\Omega}$ and $(a, b) \in \mathbb{R}^d \times \mathbb{R}^d$, we define

$$\ell_{\mathbf{v}}^+(a, b) := \max \left\{ \sqrt{2\langle b' - a', b - a \rangle} : a' \in \mathbf{v}(a), b' \in \mathbf{v}(b) \right\}. \quad (5.30)$$

Note that $\ell_{\mathbf{v}}^+ = \ell_{\mathbf{v}}$ at those points where \mathbf{v} is single valued or regular enough. Moreover, for a boundary point $a \in \partial\Omega$, we may assign $a' = a$ in the maximum (5.30), namely (see the proof of Lemma 5.19 below):

$$\frac{1}{2}(\ell_{\mathbf{v}}^+(a, b))^2 = \begin{cases} \max \{ \langle b' - a, b - a \rangle : b' \in \mathbf{v}(b) \} & \text{if } (a, b) \in \partial\Omega \times \Omega, \\ |b - a|^2 & \text{if } (a, b) \in \partial\Omega \times \partial\Omega. \end{cases} \quad (5.31)$$

The following technical result holds:

Lemma 5.19. *Let us be given $\mathbf{v} \in \mathbf{M}_{\Omega}$ and $\Pi \in \mathcal{M}_+(\bar{\Omega} \times \bar{\Omega})$ satisfying condition (ii) in (3.7). Then we have*

$$\frac{1}{2} \int_{\bar{\Omega} \times \bar{\Omega}} \frac{\ell_{\mathbf{v}}^2}{|x - y|} \Pi(dxdy) \leq \int_{\bar{\Omega} \times \bar{\Omega}} |x - y| \Pi(dxdy), \quad (5.32)$$

with an equality if and only if $\ell_{\mathbf{v}} = \ell_{\mathbf{v}}^+$ Π -a.e.

Proof. If \mathbf{v} is smooth and single valued, then there exists $w \in C_0(\bar{\Omega}; \mathbb{R}^d)$ such that $\mathbf{v}(x) = \{x - w(x)\}$ and the assumption on Π implies that

$$\int_{\bar{\Omega} \times \bar{\Omega}} \left\langle v(y) - v(x), \frac{y - x}{|y - x|} \right\rangle \Pi(dxdy) = \int_{\bar{\Omega} \times \bar{\Omega}} |x - y| \Pi(dxdy), \quad (5.33)$$

which, in view of (5.1), means that (5.32) holds with an equality. Consider now a general $\mathbf{v} \in \mathbf{M}_{\Omega}$. We observe that, if we let η be the sum of the marginals of Π , the equality (5.33) can be extended by density to all element v in the closure of $C_0(\Omega; \mathbb{R}^d)$ in $L^1_{\eta}(\bar{\Omega}; \mathbb{R}^d)$, in particular to any bounded Borel function $v : \bar{\Omega} \rightarrow \mathbb{R}^d$ such that $v = \text{id}$ η -a.e. in $\partial\Omega$. The idea consists now in choosing for v a suitable η -measurable selection of the multifunction $x \mapsto \mathbf{v}(x)$. More precisely, let $v_0 : \bar{\Omega} \rightarrow \mathbb{R}^d$ be defined by:

$$v_0(x) = s_d(\mathbf{v}(x)) \quad \text{if } x \in \Omega, \quad v_0(x) = x \quad \text{if } x \in \partial\Omega$$

where, for every convex compact subset $A \subset \mathbb{R}^d$, $s_d(A)$ stands for the Steiner center given by

$$s_d(A) := \frac{1}{\omega_d} \int_{S^{d-1}} z \chi_A^*(z) \mathcal{H}^{d-1}(dz).$$

where ω_d denotes the volume of the unit ball B^d . It is well established that the map $A \mapsto s_d(A)$ is Lipschitz with respect to the Hausdorff distance. In addition, (see [35, page 50] and [34]) $s_d(A)$ belongs to the relative interior of A (note that this includes the case of a singleton $A = \{a\}$ where $s_d(A) = a$). It follows that the function v_0 defined

above is Borel and satisfies $v_0(x) = x$ η -a.e. in $\partial\Omega$ and $v_0(x) \in \text{ri}(\mathbf{v})(x)$ η -a.e. in Ω . Therefore v_0 satisfies the equality (5.33) while Π -a.e. $\frac{1}{2}\ell_{\mathbf{v}}^2(x, y) \leq \langle v_0(y) - v_0(x), x - y \rangle \leq \frac{1}{2}(\ell_{\mathbf{v}}^+)^2(x, y)$. By integrating with respect to Π we are led to

$$\frac{1}{2} \int_{\overline{\Omega} \times \overline{\Omega}} \frac{\ell_{\mathbf{v}}^2}{|x - y|} \Pi(dxdy) \leq \int_{\overline{\Omega} \times \overline{\Omega}} |x - y| \Pi(dxdy) \leq \frac{1}{2} \int_{\overline{\Omega} \times \overline{\Omega}} \frac{(\ell_{\mathbf{v}}^+)^2}{|x - y|} \Pi(dxdy).$$

The inequality (5.32) follows and it becomes an equality provided that $\ell_{\mathbf{v}}^+ = \ell_{\mathbf{v}}$ holds Π -a.e. Conversely, let us assume that in (5.32) we have equality. Then, since the equality (5.33) holds for v_0 , for Π -a.e. (x, y) we obtain:

$$\langle v_0(x) - v_0(y), x - y \rangle = \frac{1}{2} \ell_{\mathbf{v}}^2(x, y) = \min \left\{ \langle y' - x', y - x \rangle : x' \in \mathbf{v}(x), y' \in \mathbf{v}(y) \right\}. \quad (5.34)$$

This means that the minimum of the linear form $(x', y') \mapsto \langle y' - x', y - x \rangle$ on the convex compact subset $\mathbf{v}(x) \times \mathbf{v}(y)$ is reached at $(v_0(x), v_0(y))$. In particular, for Π -a.e. $(x, y) \in \Omega^2$, we will have that $(v_0(x), v_0(y)) \in \text{ri}(\mathbf{v})(x) \times \text{ri}(\mathbf{v})(y)$ and this is not possible unless the linear form remains constant on $\mathbf{v}(x) \times \mathbf{v}(y)$. We thereby deduce that $\ell_{\mathbf{v}}^+ = \ell_{\mathbf{v}}$ is satisfied Π -a.e on $\Omega \times \Omega$. Let us now consider a pair $(x, y) \in \partial\Omega \times \Omega$ that satisfies (5.34). By prescribing $x' = x$ in the infimum defining $\ell_{\mathbf{v}}$ we get

$$\frac{1}{2} \ell_{\mathbf{v}}^2(x, y) = \langle x - v_0(y), x - y \rangle \geq \min \left\{ \langle y' - x, y - x \rangle : y' \in \mathbf{v}(y) \right\} \geq \frac{1}{2} \ell_{\mathbf{v}}^2(x, y),$$

which proves that each inequality is an equality and, as a result, the affine function $y' \in \mathbf{v}(y) \mapsto \langle y' - x, y - x \rangle$ is minimal at $v_0(y) \in \text{ri}(\mathbf{v})(y)$ thus it must be constant. It follows that

$$\frac{1}{2} (\ell_{\mathbf{v}}^+)^2(x, y) = \max \left\{ \langle y' - x, y - x \rangle : y' \in \mathbf{v}(y) \right\} = \frac{1}{2} (\ell_{\mathbf{v}}^+)^2(x, y),$$

where in the second equality we used (5.31). If $(x, y) \in \partial\Omega \times \partial\Omega$, (5.31) provides the equality $\frac{1}{2}(\ell_{\mathbf{v}}^+)^2(x, y) = |x - y|^2$ while, owing to the first equality in (5.34) and the fact that $v_0(x) = x$ on $\partial\Omega$, we have $\frac{1}{2}(\ell_{\mathbf{v}}^+)^2(x, y) = |x - y|^2$.

Eventually we are left to prove (5.31) while showing the inequality \geq is the trivial part. We recall that $\mathbf{v}(x) = \{x\}$ if $x \notin \overline{\Omega}$ while $\mathbf{v}(x) \supset \{x\}$ if $x \in \partial\Omega$ (see (i) in Lemma 5.1). Let $(a, b) \in \partial\Omega \times \overline{\Omega}$. By convexity of Ω we have $a_n = a + \frac{1}{n}(a - b) \notin \Omega$, thus $\mathbf{v}(a_n) \supset \{a_n\}$ for every $n \in \mathbb{N}^*$. By the monotonicity property we deduce that, for every $a' \in \mathbf{v}(a)$, $0 \leq n \langle a_n - a', a_n - a \rangle = \frac{1}{n} |a - b|^2 + \langle a - a', a - b \rangle$ hence $\langle a - a', b - a \rangle \leq 0$ by sending $n \rightarrow \infty$. Accordingly we get $\langle b' - a', b - a \rangle \leq \langle b' - a, b - a \rangle$ for every $a' \in \mathbf{v}(a)$ and $b' \in \mathbf{v}(b)$. If in addition $b \in \partial\Omega$, we may chose $b' = b$ on the right hand side of the latter inequality. This proves the desired upper bound for $\ell_{\mathbf{v}}^+(a, b)$ hence (5.31). \square

Theorem 5.20. *Let (π, Π) be an element of $\mathcal{M}(\overline{\Omega} \times \overline{\Omega}; \mathbb{R} \times \mathbb{R}_+)$ given in the form $(\pi, \Pi) = (\alpha\Pi, \Pi)$ with $\alpha \in L^1_{\Pi}$ and let $(u, \mathbf{v}) \in C_{\Sigma_0}(\overline{\Omega}) \times \mathbf{M}_{\Omega}$. Then the pairs (π, Π) and (u, \mathbf{v}) are optimal for, respectively, (\mathcal{P}) and $(\mathcal{P}_{\text{geo}}^*)$ if and only the following conditions are satisfied:*

$$\left\{ \begin{array}{ll} (i) & (\alpha\Pi, \Pi) \in \mathcal{A}, \\ (ii) & u(y) - u(x) \leq \ell_{\mathbf{v}}(x, y) \quad \forall (x, y) \in \overline{\Omega} \times \overline{\Omega}, \\ (iii) & |u(y) - u(x)| = \ell_{\mathbf{v}}(x, y) \quad \text{for } \Pi\text{-a.e. } (x, y), \\ (iv) & \alpha(x, y) = \frac{u(y) - u(x)}{|y - x|} \quad \text{for } \Pi\text{-a.e. } (x, y), \\ (v) & \ell_{\mathbf{v}}(x, y) = \ell_{\mathbf{v}}^+(x, y) \quad \text{for } \Pi\text{-a.e. } (x, y). \end{array} \right. \quad (5.35)$$

Proof. Conditions (i) and (ii) are equivalent to the admissibility of (π, Π) and (u, \mathbf{v}) for (\mathcal{P}) and $(\mathcal{P}_{\text{geo}}^*)$ respectively. Therefore they are assumed to hold true along the proof. By using (ii) and Minkowski inequality, we derive the following inequalities

$$\alpha(x, y)(u(y) - u(x)) \leq \alpha(x, y) \ell_{\mathbf{v}}(x, y) \leq \frac{1}{2} |x - y| \alpha^2(x, y) + \frac{1}{2} \frac{\ell_{\mathbf{v}}^2(x, y)}{|x - y|}, \quad (5.36)$$

which clearly become equalities if and if the equalities of conditions (iii) and (iv) are satisfied. By integrating with respect to Π and thanks to (5.32) we infer that

$$\begin{aligned} \langle f, u \rangle &= \int_{\overline{\Omega} \times \overline{\Omega}} \alpha(x, y) (u(y) - u(x)) \Pi(dxdy) \\ &\leq \frac{1}{2} \int_{\overline{\Omega} \times \overline{\Omega}} |x - y| \alpha^2(x, y) \Pi(dxdy) + \frac{1}{2} \int_{\overline{\Omega} \times \overline{\Omega}} \frac{\ell_{\mathbf{v}}^2(x, y)}{|x - y|} \Pi(dxdy) \\ &\leq \int_{\overline{\Omega} \times \overline{\Omega}} |x - y| \left(1 + \frac{\alpha^2}{2}\right) \Pi(dxdy) = \mathcal{J}(\pi, \Pi). \end{aligned}$$

It follows that the extremality condition $\langle f, u \rangle = \mathcal{J}(\pi, \Pi)$ holds true if and only the inequalities above are equalities. In view of (5.36) and of Lemma 5.19 this is equivalent to the triple of conditions (iii), (iv), (v). We conclude the proof by recalling that, in virtue of Theorem 3.18, equality $\langle f, u \rangle = \mathcal{J}(\pi, \Pi)$ characterizes optimal pairs (π, Π) and (u, \mathbf{v}) among the admissible ones. \square

Remark 5.21. From conditions (iii), (iv), (v) and Lemma 5.19, we get the equality

$$\int |x - y| d\Pi = \int |x - y| \frac{\alpha^2}{2} d\Pi \quad \left(= \frac{Z_0}{2} \right) \quad (5.37)$$

which is in fact an alternative form of the energy equi-repartition principle (3.2). Note that (5.37) can be recovered from the minimality at $t = 1$ of $t \mapsto \mathcal{J}(\alpha\Pi, t\Pi)$ (where $(\alpha\Pi, t\Pi) \in \mathcal{A}$ for all $t > 0$).

Remark 5.22. Recall that condition (ii) can be written equivalently with $\ell_{\mathbf{v}}(x, y)$ replaced by $c_{\mathbf{v}}(x, y)$ while condition (iv) implies that $\ell_{\mathbf{v}}(x, y) = c_{\mathbf{v}}(x, y)$ Π -a.e. On the other hand the regularity condition (v) cannot be dropped. Indeed, let us consider the following one dimensional example where $\Omega = (-1, 1)$, $\Sigma_0 = \{-1\}$ and $f = \sqrt{2} \delta_0$. Then, with $\Pi = \delta_{(-1,0)} + \delta_{(0,1)}$ and $\pi = \sqrt{2} \delta_{(-1,0)}$, we obtain an admissible pair $(\pi, \Pi) \in \mathcal{A}$. Next we define a maximal monotone map \mathbf{v} by setting

$$\mathbf{v}(x) = \{x\} \quad \text{if } -1 \leq x < 0, \quad \mathbf{v}(0) = [0, 1], \quad \mathbf{v}(x) = \{1\} \quad \text{if } 0 < x \leq 1.$$

and an element of $u \in C_{\Sigma_0}(\overline{\Omega})$ by setting $u(x) = \sqrt{2}(1 + x \wedge 0)$. It can be easily checked that all the conditions required in Theorem 5.20 are satisfied except (v) since we have $\ell_{\mathbf{v}}(-1, 0) = \alpha(-1, 0) = \sqrt{2}$ and $\ell_{\mathbf{v}}(0, 1) = \alpha(0, 1) = 0$ while $\ell_{\mathbf{v}}^+(-1, 0) = 2$ and $\ell_{\mathbf{v}}^+(0, 1) = \sqrt{2}$. Then $\int_{\overline{\Omega} \times \overline{\Omega}} |x - y| d\Pi = \int_{\overline{\Omega} \times \overline{\Omega}} |x - y| \alpha^2 d\Pi = 2$. Accordingly we get a duality gap since $\langle f, u \rangle = 2 < \mathcal{J}(\pi, \Pi) = 3$. The interested reader can check easily that $I_0(f, \Sigma_0) = 2\sqrt{2}$ and optimality is reached by taking instead $\Pi = \frac{\sqrt{2}}{2} (\delta_{(-1,0)} + \delta_{(0,1)})$, $\pi = \sqrt{2} \delta_{(-1,0)}$, while, for $x \in [-1, 1]$, $u(x) = 2 + 2(x \wedge 0)$, $\mathbf{v}(x) = \{1 + 2(x \wedge 0)\}$.

As a consequence of Theorem 5.20, from a solution to (\mathcal{P}) we may recover a saddle point solution as given in Corollary 5.17:

Corollary 5.23. *Let $(\overline{\pi}, \overline{\Pi})$ and $(\overline{\mu}, \overline{\nu})$ be optimal pairs for, respectively (\mathcal{P}) and $(\mathcal{P}_{\text{geo}}^*)$. Then the pair $(\overline{\nu}, \overline{\gamma})$ with $\overline{\gamma} = |\overline{\pi}|$ solves (5.27) with μ and ν being the traces on $\overline{\Omega} \setminus \Sigma_0$ of the left and right marginal of $|\overline{\pi}|$ respectively.*

Proof. We will utilize the optimality conditions (iii), (iv), (v) given in (5.35) (Theorem 5.20). In particular, we will use the fact that $c_{\overline{\nu}}(x, y) = \ell_{\overline{\nu}}(x, y) = |\overline{\alpha}| |x - y|$ for Π -a.e. $(x, y) \in \overline{\Omega} \times \overline{\Omega}$ while $\overline{\gamma} = |\overline{\pi}| = |\overline{\alpha}| \overline{\Pi}$. Thus, taking (5.37) into account, we obtain

$$\int_{\overline{\Omega} \times \overline{\Omega}} c_{\overline{\nu}} d\overline{\gamma} = \int_{\overline{\Omega} \times \overline{\Omega}} \ell_{\overline{\nu}} |\overline{\alpha}| d\overline{\Pi} = \int_{\overline{\Omega} \times \overline{\Omega}} \frac{\overline{\alpha}^2}{|x - y|} d\overline{\Pi} = Z_0. \quad (5.38)$$

On the other hand, by exploiting (5.32) and Minkowski's inequality, for every $\mathbf{v} \in \mathbf{M}_{\Omega}$ we have:

$$\int_{\overline{\Omega} \times \overline{\Omega}} c_{\mathbf{v}} d\overline{\gamma} \leq \int_{\overline{\Omega} \times \overline{\Omega}} \ell_{\mathbf{v}} |\overline{\alpha}| d\overline{\Pi} \leq \int_{\overline{\Omega} \times \overline{\Omega}} \frac{(\ell_{\mathbf{v}})^2}{2|x - y|} d\overline{\Pi} + \int_{\overline{\Omega} \times \overline{\Omega}} |x - y| \frac{\overline{\alpha}^2}{2} d\overline{\Pi} \leq \mathcal{J}(\overline{\alpha} \overline{\Pi}, \overline{\Pi}) = Z_0. \quad (5.39)$$

Eventually, by employing the principle of maximal Monge distance (5.26), we infer that for every $\gamma \in \Gamma(\mu, \nu; \Sigma_0)$:

$$\int_{\overline{\Omega} \times \overline{\Omega}} c_{\overline{\mathbf{v}}} d\gamma \geq W_{c_{\overline{\mathbf{v}}}^{\Sigma_0}}(\mu, \nu) = W_{c_{\overline{\mathbf{v}}}^{\Sigma_0}}(f_+, f_-) = Z_0. \quad (5.40)$$

In view of (5.38), (5.39) and (5.40), we deduce that $(\overline{\mathbf{v}}, \overline{\gamma})$ is a saddle point. \square

5.5. Finitely supported loads: a route to existence of truss solutions. Despite the lack of solutions to problem (\mathcal{P}) in general (see Remark 4.6), we strongly believe that such solutions do exist in the case of a finitely supported load. Our argument rests upon an extension property for $c_{\mathbf{v}}$ pseudo-metrics that we shall propose here as a conjecture.

Extension property. Let us be given a monotone multi-function \mathbf{v}_0 whose domain $D_0 := \text{dom}(v_0)$ contains $\mathbb{R}^d \setminus \overline{\Omega}$. Then \mathbf{v}_0 admits at least one maximal monotone extension and any such extension is defined over whole \mathbb{R}^d , see [1]. With \mathbf{v}_0 we may associate the sub-additive function $c_{\mathbf{v}_0} : D_0 \times D_0 \rightarrow \mathbb{R}_+$ given by

$$c_{\mathbf{v}_0}(a, b) := \inf \left\{ \sum_{i=1}^{N-1} \ell_{\mathbf{v}_0}(x_i, x_{i+1}) : x_1 = a, x_N = b, N \geq 2, \{x_i\} \subset D_0 \right\}$$

where $\ell_{\mathbf{v}_0}$ is defined as in (5.1). We will say that the monotone map \mathbf{v}_0 of domain D_0 has the extension property if there exists a maximal monotone map \mathbf{v} of domain \mathbb{R}^d such that $\mathbf{v} \supset \mathbf{v}_0$ and $c_{\mathbf{v}} = c_{\mathbf{v}_0}$ in $D_0 \times D_0$.

Conjecture 5.24. *Let S be a finite subset of Ω and $D_0 = S \cup (\mathbb{R}^d \setminus \overline{\Omega})$. Then any monotone map $\mathbf{v}_0 : D_0 \rightarrow \mathbb{R}^d$ such that $\mathbf{v}_0 = \text{id}$ in $\mathbb{R}^d \setminus \overline{\Omega}$ has the extension property.*

Proposition 5.25. *Assume that $\Sigma_0 = \partial\Omega$ and that $S := \text{spt}(f)$ is a finite subset of Ω . Then, if Conjecture 5.24 holds true, there exists a solution (π, Π) to (\mathcal{P}) that satisfies*

$$\text{spt}(\Pi) \subset (S \times \partial\Omega) \cup (S \times S \setminus \Delta).$$

Proof. Since S is finite, the set $K := (S \times \partial\Omega) \cup ((S \times S) \setminus \Delta)$ is closed and at a positive distance from the diagonal Δ . We may then apply the assertion (ii) of Proposition 3.17 obtaining the existence of an optimal solution for the problem (\mathcal{P}_K) . Clearly we have $\min(\mathcal{P}_K) \geq \inf(\mathcal{P})$. To show the converse inequality, we use the duality relation

$$\min(\mathcal{P}_K) = -h_K^{**}(0, 0) = -h_K(0, 0) = \sup \left\{ \langle f, u \rangle : (u, v) \in \mathcal{B}_K \right\}, \quad (5.41)$$

where h_K is given by (3.27) while, after the change of variable $v = \text{id} - w$, the admissible set associated with $h_K(0, 0)$ becomes

$$\mathcal{B}_K := \left\{ (u, v) \in (\text{Lip}(\overline{\Omega}))^{d+1} : u = 0 \text{ on } \partial\Omega, v = \text{id} \text{ on } \partial\Omega, u(x) - u(y) \leq \ell_v(x, y) \quad \forall (x, y) \in K \right\}.$$

Let us set $D_0 := S \cup \mathbb{R}^d \setminus \overline{\Omega}$ and let (u, v) be an element of \mathcal{B}_K that we implicitly extend by setting $u(x) = 0$, $v(x) = x$ for $x \in \mathbb{R}^d \setminus \overline{\Omega}$. Then, denoting by $\mathbf{v}_0 : D_0 \rightarrow \mathbb{R}^d$ the monotone map defined by $\mathbf{v}_0 = \{v(x)\}$, we obviously obtain $u(x) - u(y) \leq \ell_{\mathbf{v}_0}(x, y)$ for all $(x, y) \in D_0 \times D_0$. Indeed the condition $u(x) - u(y) \leq \ell_v(x, y)$ holding for $(x, y) \in K$ extends to $D_0 \times D_0$ by the symmetry of ℓ_v and the fact that $u = 0$ on $\mathbb{R}^d \setminus \Omega$. Owing to the definition of $c_{\mathbf{v}_0}$ given above (and the fact that $\ell_{\mathbf{v}_0} = \ell_v$ on $D_0 \times D_0$), it is then straightforward that $u(x) - u(y) \leq c_{\mathbf{v}_0}(x, y)$ for all $(x, y) \in D_0 \times D_0$. Following the conjecture such a \mathbf{v}_0 enjoys the extension property, thus there exist a maximal monotone extension $\tilde{\mathbf{v}} \in \mathbf{M}_{\Omega}$ such that $c_{\tilde{\mathbf{v}}} = c_{\mathbf{v}_0}$ in $D_0 \times D_0$. Then we define $\tilde{u} : \Omega \rightarrow \mathbb{R}$ by

$$\tilde{u}(x) := \inf \left\{ u(y) + c_{\tilde{\mathbf{v}}}(x, y) : y \in D_0 \right\}.$$

By construction \tilde{u} satisfies $\tilde{u}(x) - \tilde{u}(y) \leq c_{\tilde{\mathbf{v}}}(x, y)$ for all $(x, y) \in \overline{\Omega} \times \overline{\Omega}$ while $\tilde{u} = u$ on D_0 . It follows that $\tilde{u} \in C_0(\Omega)$ and that $\langle f, \tilde{u} \rangle = \langle f, u \rangle$. The new pair $(\tilde{u}, \tilde{\mathbf{v}})$ is therefore admissible for the dual problem $(\mathcal{P}_{\text{geo}}^*)$. Accordingly, thanks to Theorem 3.18, we infer that

$$\inf(\mathcal{P}) = I_0(f, \partial\Omega) \geq \langle f, u \rangle.$$

The latter inequality being true for all $(u, v) \in \mathcal{B}_K$, we may pass to the supremum with the help of (5.41) thus concluding with the desired inequality $\inf(\mathcal{P}) \geq \sup \left\{ \langle f, u \rangle : (u, v) \in \mathcal{B}_K \right\} = \min(\mathcal{P}_K)$. \square

6. APPROXIMATION BY FINITE TRUSS STRUCTURES AND NUMERICAL SIMULATIONS

In virtue of Theorem 3.18, we know that solutions (λ, σ) to (\mathcal{P}) can be reached as weak* limits of sequences of the kind $(\lambda_{\pi_n}, \sigma_{\Pi_n})$ for (π_n, Π_n) being a minimizing sequence for the problem (\mathcal{P}) (recall that such measures $(\lambda_{\pi_n}, \sigma_{\Pi_n})$ represent truss-like membrane structures which are composed of families of straight strings). This legitimates employing a two-point numerical scheme treatment of problem (\mathcal{P}) where we narrow the search down to finite trusses spanned by a fixed finite grid populating $\overline{\Omega}$. Accordingly, we will be using the discrete variant of the dual problem (\mathcal{P}^*) where the two-point condition (3.6) is set only for pairs of points in the grid.

For simplicity we will assume from now on that Ω is a square domain in \mathbb{R}^2 , namely we take Ω to be the unit square $Q = (-1/2, 1/2)^2$. A priori the load will be any signed measure $f \in \mathcal{M}(\overline{\Omega}; \mathbb{R})$. For any mesh parameter $h > 0$, we consider a finite grid of regularly spaced nodes:

$$X_h = \overline{\Omega} \cap \{(k_1 h, k_2 h) : (k_1, k_2) \in \mathbb{Z}^2\}.$$

By a suitable choice of h , we may assume that every vertex of Ω is an element of X_h . In the sequel $f_h \in \mathcal{M}(X_h; \mathbb{R})$ denotes a discrete measure that approximates f in the sense of tight convergence as $h \rightarrow 0$. A natural choice is $f_h = \sum_{x \in X_h} f(Q_h(x)) \delta_x$ where $Q_h(x) = x + hQ$. Then we set the discretized problem (\mathcal{P}_h) to match with (\mathcal{P}_K) in Proposition 3.17 while taking $K = K_h := X_h \times X_h \setminus \Delta$. If we agree that the set \mathcal{A}_{K_h} of admissible measures (π, Π) is defined for the discrete load f_h in the same way as in (3.7), it is easy to check that \mathcal{A}_{K_h} is non-empty whenever $\Sigma_0 \cap X_h \neq \emptyset$. The dual discrete problem (\mathcal{P}_h^*) is recast as $-h_{K_h}(0, 0)$ according to (3.27). Since $K_h \cap \Delta = \emptyset$, by applying the assertion (ii) of Proposition 3.17 we obtain the zero-gap equality $\inf(\mathcal{P}_h) = \sup(\mathcal{P}_h^*)$ and the existence of a solution for problem (\mathcal{P}_h) . Following [5], the problems (\mathcal{P}_h) and (\mathcal{P}_h^*) are handled as a pair of *conic quadratic programs* [4] that we implement in MATLAB with the use of the MOSEK toolbox.

Along the forthcoming examples, we will display the numerical solution (π, Π) to (\mathcal{P}) for which $\pi \leq 0$ (see Remark 3.4). With regard to the solution (u, w) to (\mathcal{P}^*) , we will often limit ourselves to display the scalar function u (interpolated from its values on X_h).

Example 6.1 (Four point forces). For the Dirichlet zone $\Sigma_0 = \partial\Omega$ the load $f = \sum_{i=1}^4 \delta_{x_i}$ consists of four symmetrically spaced point forces: $x_i = (\pm\alpha, \pm\alpha)$ with $\alpha = 0.2$ (symbolized by \odot). In Fig. 3(a,b) we present measures $\sigma_{\Pi}, \lambda_{\pi}$ arising from a solution (π, Π) of (\mathcal{P}_h) , whereas Fig. 3(c) shows an optimal u . Direction of λ_{π} , being a vector valued measure, is marked by the use of arrows.

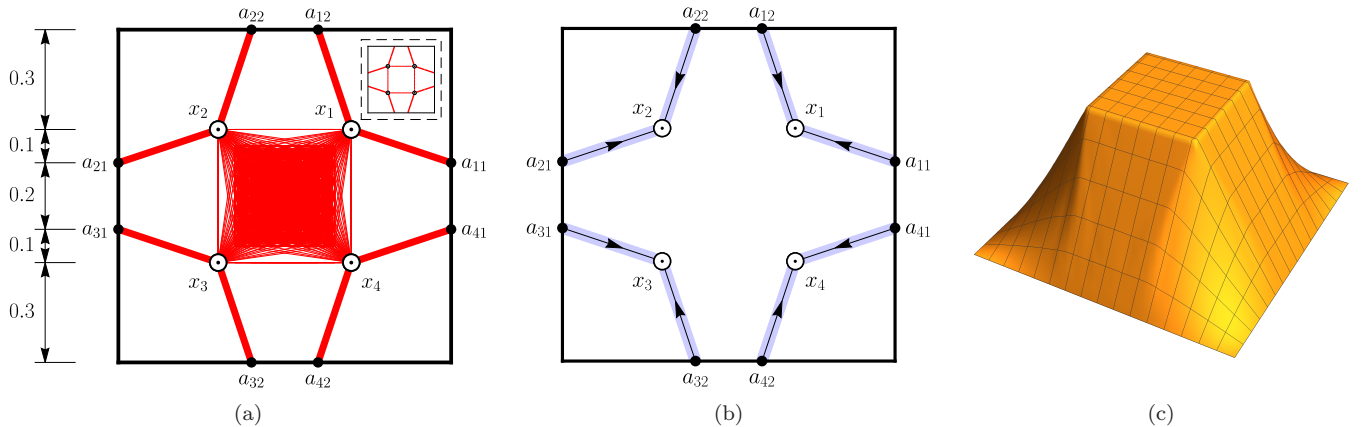


FIGURE 3. Numerical prediction of solution of the four force problem: (a) optimal σ_{Π} (and an alternative solution in the top right corner); (b) optimal λ_{π} ; (c) optimal u .

Let us now interpret these results. The truss, represented by the prestress σ_{Π} , consists of eight strings connecting points of load's application to the boundary and of a large family of thin strings contained in the central square

$D = \text{co}(\{x_i\})$; the non-zero transverse force λ_π is present only on the eight strings. The function u admits a plateau in D where $u \sim 0.529$, whilst the optimal w numerically matches with the identity map in this square and appears to be continuous on whole $\bar{\Omega}$. For each of the eight strings we have:

$$\Pi(\{(x_i, a_{ij})\}) = \frac{1}{2}, \quad \pi(\{(x_i, a_{ij})\}) = -\frac{u(x_i)}{2|x_i - a_{ij}|} = -\frac{\sqrt{0.28}}{2|x_i - a_{ij}|} \quad \forall i, j \quad (6.1)$$

where $\sqrt{0.28}$ ($= \sqrt{1/2 - \alpha - \alpha^2/2}$ for $\alpha = 0.2$) is the expected exact plateau value u on D . By slightly perturbing the algorithm with a penalty on the total number of strings, we converge to the finite truss solution $(\tilde{\pi}, \tilde{\Pi})$ supported on $K := \bigcup_{ij} \{x_i\} \times \{a_{ij}\}$ whose miniature is displayed in the top right corner of Fig. 3(a). Observe that $\text{spt}(\tilde{\pi}, \tilde{\Pi}) \subset (\partial\Omega \cup \text{spt}(f))^2$ while $\lambda_{\tilde{\pi}} = \lambda_\pi$ on whole $\bar{\Omega}$ and $\sigma_{\tilde{\Pi}} = \sigma_\Pi$ on $\bar{\Omega} \setminus D$ (note that D is closed).

An interesting issue would be to confirm that this 12-string structure suggested by the numerics (and encoded by (6.1)) is indeed an optimal one. In view of applying Theorem 5.20, we need to determine a suitable pair (u, \mathbf{v}) . One checks easily that if \mathbf{v} is an element of \mathbf{M}_Ω vanishing in D and if $u \in C_0(\bar{\Omega})$ admits D as maximal plateau, then $\ell_{\mathbf{v}}(x_i, a_{ij}) = \min\{\ell_{\mathbf{v}}(x_i, y) : y \in \partial\Omega\}$. On the other hand, we have $u(x) - u(y) \leq \ell_{\mathbf{v}}(x, y) \quad \forall (x, y) \in \text{spt}(f) \times \partial\Omega$, with an equality if $(x, y) \in K$. In order to satisfy all optimality conditions (5.35), it remains to find $(u, \mathbf{v}) \in C_0(\mathbb{R}^d) \times \mathbf{M}_\Omega$ matching with the values prescribed above on $\partial\Omega \cup D$ and satisfying the admissibility condition $u(x) - u(y) \leq \ell_{\mathbf{v}}(x, y)$ for all $(x, y) \in \bar{\Omega}^2$. Consequently, we are done if we can prove conjecture (5.24) or alternatively if the construction of such extension can be done by hand. We know for instance that u (resp. \mathbf{v}) need to be affine (resp. directionally affine) on the eight straight segments $[x_i, a_{ij}]$ which in turn are geodesics for the $c_{\mathbf{v}}$ distance. To conclude this example, let us remark that if (π, Π) given by (6.1) is optimal and if (u, \mathbf{v}) can be constructed, then $(-\pi, \mathbf{v})$ will satisfy the saddle-point relations (5.28) while taking $\mu = f$ and $\nu = 0$. The minimum in (5.23) is obtained for $\mu_0 = 0$ and $\nu_0 = \sum_{i=1}^4 \sum_{j=1}^2 \frac{1}{2} \delta_{a_{ij}}$.

Example 6.2 (Five point forces). We modify the previous example by adding one point force in the centre of the square, i.e. $f = \delta_{x_0} + \sum_{i=1}^4 \delta_{x_i}$ where $x_0 = (0, 0)$. Fig. 4 presents numerical solutions σ_Π , λ_π and u . We can see that the plateau is no longer present in the graph of u and the 12 strings-structure σ_Π seems stable (with respect to perturbations of the algorithm). In contrast to Example 6.1 here the points a_{ij} where strings connect to the boundary are slightly shifted towards the square's corners.

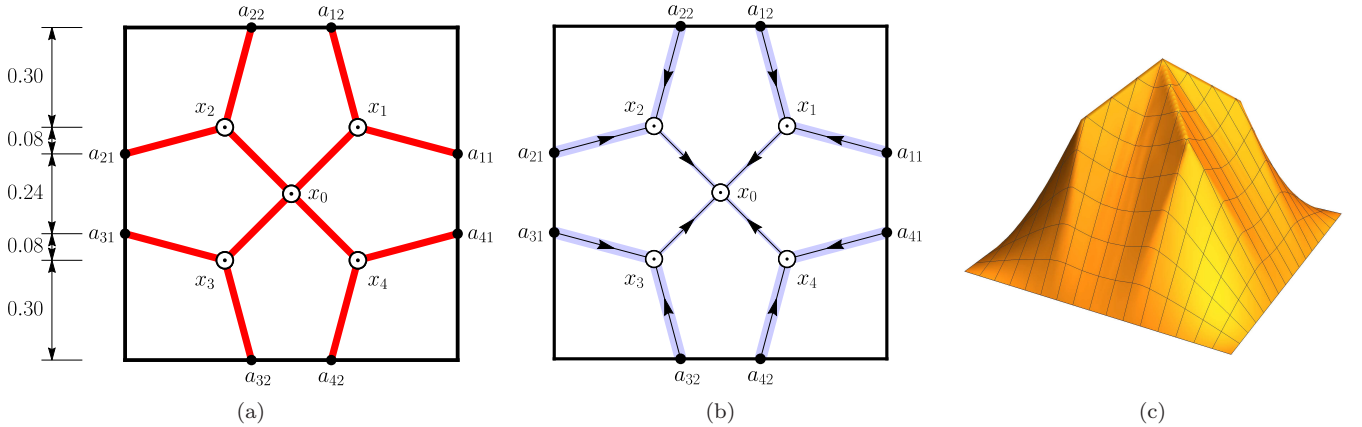


FIGURE 4. Numerical prediction of solution of the five force problem: (a) optimal σ_Π ; (b) optimal λ_π ; (c) optimal u .

The optimal π given by the algorithm (which, up to the change of sign, can be seen also as the optimal transport plan γ from the Monge-Kantorovich view-point) is given by

$$\gamma = -\pi = \sum_{i=1}^4 \frac{1}{4} \delta_{(x_0, x_i)} + \sum_{i=1}^4 \sum_{j=1}^2 \frac{5}{8} \delta_{(x_i, a_{ij})}.$$

It encodes twelve c_v -geodesics connecting pairs of points (x_0, x_i) and (x_i, a_{ij}) which are straight segments. It is interesting to notice that the measure λ_π can be also reconstructed from the alternative transport plan

$$\tilde{\gamma} = \sum_{i=1}^4 \sum_{j=1}^2 \frac{1}{8} \delta_{(x_0, a_{ij})} + \sum_{i=1}^4 \sum_{j=1}^2 \frac{1}{2} \delta_{(x_i, a_{ij})}.$$

which involves c_v -geodesics associated to pairs of points (x_i, a_{ij}) , which remain straight segments, and pairs (x_0, a_{ij}) whose c_v -geodesics become polygonal chains $[x_0, x_i] \cup [x_i, a_{ij}]$.

Example 6.3 (Pressure load). We consider now a distributed pressure load, namely. $f = \mathcal{L}^2 \llcorner \Omega$. Solutions σ_Π and u are showed in Fig. 5(a) and (b), respectively.

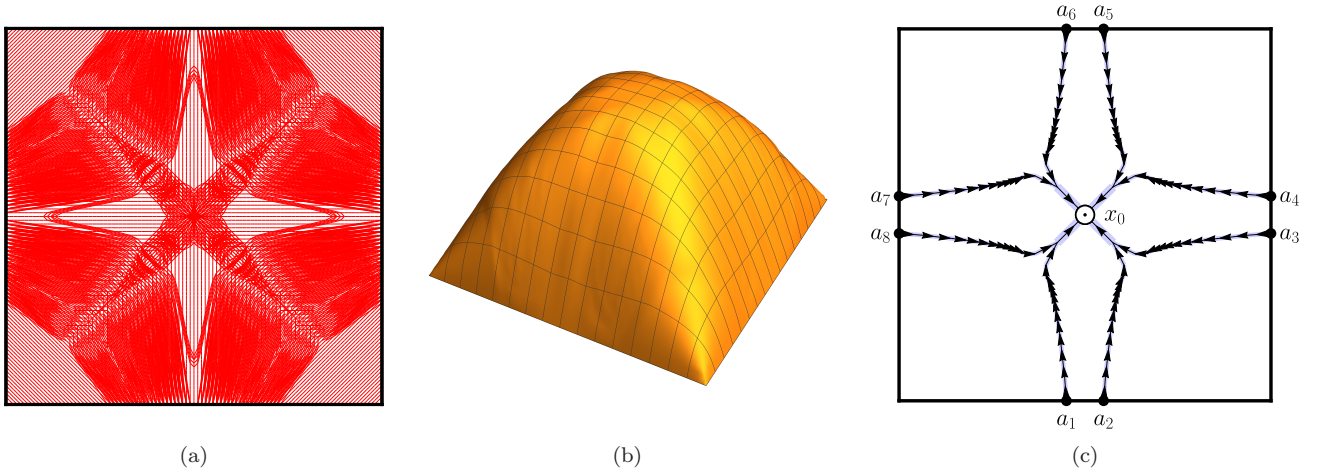


FIGURE 5. Numerical prediction of optimal membrane for the uniform pressure load: (a) optimal σ_Π ; (b) optimal u ; (c) eight equivalent c_v -geodesics from the central point x_0 to $\partial\Omega$ (computed for the numerical prediction of optimal \mathbf{v}).

The prediction σ_Π , that approximates an exact solution $\sigma \in \mathcal{M}(\overline{\Omega}; \mathcal{S}_+^{d \times d})$, is difficult to analyse. It seems that $\text{spt}(\sigma) = \overline{\Omega}$ while $\sigma \ll \mathcal{L}^2$. The exact pre-stress σ is also suspected to be rank-one in a large portion of the domain except perhaps in the neighbourhood of diagonals, far from the corners, where σ seems to be of full rank and possibly non-unique (the presumed rank-two region stands out visually in Fig. 5(a)). Instead of presenting the solution λ_π , we investigate the form of geodesics with respect to the estimated c_v -distance. Fig. 5(c) shows a numerical solution of *optimal transshipment problem* (OTP with constraint on the difference of marginals, cf. [39]) with respect to the ℓ_v -cost. The eight paths numerically obtained thus approximate geodesics connecting pairs of points (x_0, a_i) . Based on the simulation it is fair to assume that these geodesics are curved and piecewise smooth.

Example 6.4 (Diagonal load). While keeping $\Sigma_0 = \partial\Omega$, we continue with a load concentrated along the square's diagonals, namely $f = \mathcal{H}^1 \llcorner [a_1, a_3] + \mathcal{H}^1 \llcorner [a_2, a_4]$. Numerical computations provide $\sigma_\Pi, \lambda_\pi, u$ displayed in Fig. 6 (for the sake of clarity, λ_π is displayed with a lower resolution).

Similarly as in previous examples, the support of (π, Π) is contained in $(\partial\Omega \cup \text{spt } f)^2$, i.e. no intermediate points are essential for the optimal transmission of the load. The numerical display strongly indicate that exact optimal σ splits into an absolutely continuous part with respect to $\mathcal{H}^1 \llcorner [b_1, b_3] + \mathcal{H}^1 \llcorner [b_2, b_4]$ and into an absolutely continuous

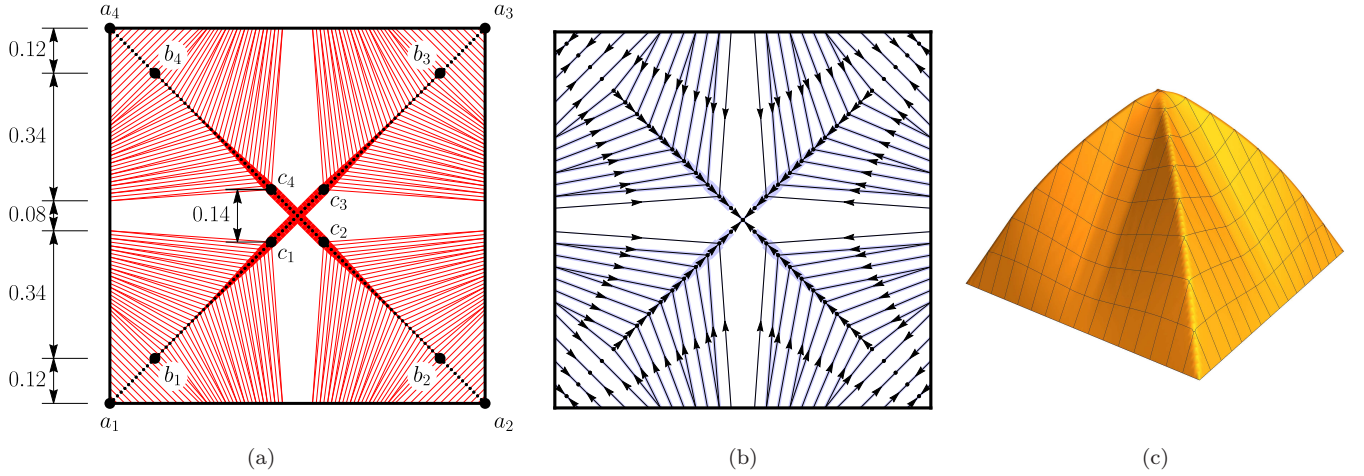


FIGURE 6. Numerical prediction of optimal membrane for the diagonal load (the discretized load is denoted by black dots): (a) optimal σ_{Π} (higher resolution); (b) optimal λ_{π} (lower resolution); (c) optimal u .

part with respect to Lebesgue measure restricted to four quadrilaterals. Based on Fig. 6(c) we may predict that the restrictions of $u|_{[b_1, b_3]}$ and $u|_{[b_2, b_4]}$ are strictly concave hence we expect that the problem (\mathcal{P}) with the initial load f has no solution (see Remark 4.6). However, from the numerical solution λ_{π} , we can predict the structure of c_v -geodesics connecting points in $\text{spt } f$ to boundary points. To this aim it is crucial to observe that λ_{π} charges segments $[b_1, b_3]$, $[b_2, b_4]$. With x_0 denoting the centre of the square we can foresee that for an exact solution $v \in \text{Lip}(\bar{\Omega}; \mathbb{R}^d)$ there holds:

- (i) for \mathcal{H}^1 -a.e. $x \in [x_0, c_i]$ the geodesics may be characterized as polygonal chains

$$[x, z] \cup [z, \bar{y}_1(z)] \quad \text{or} \quad [x, z] \cup [z, \bar{y}_2(z)] \quad (6.2)$$

where z is an arbitrary element in $[c_i, b_i]$ while $\bar{y}_1(z), \bar{y}_2(z) \in \partial\Omega$ are the boundary points uniquely determined for each such z and positioned symmetrically with respect to diagonal ending at a_i ;

- (ii) for \mathcal{H}^1 -a.e. $x \in [c_i, b_i]$ the geodesic may be either a single segment or again a polygonal chain:

$$[x, \bar{y}_1(x)] \quad \text{or} \quad [x, \bar{y}_2(x)] \quad \text{or} \quad [x, z] \cup [z, \bar{y}_1(z)] \quad \text{or} \quad [x, z] \cup [z, \bar{y}_2(z)] \quad (6.3)$$

where z is an arbitrary element in $]x, b_i]$;

- (iii) for \mathcal{H}^1 -a.e. $x \in [b_i, a_i]$ the geodesics are segments

$$[x, \hat{y}_1(x)] \quad \text{or} \quad [x, \hat{y}_2(x)] \quad (6.4)$$

where $\hat{y}_1(x), \hat{y}_2(x) \in \partial\Omega$ are projections of x onto the boundary along direction orthogonal to diagonal ending at a_i .

These predictions were confirmed numerically, i.e. by solving a suitable optimal transshipment problem as we did in Example 6.3. The (presumed) freedom of choosing the geodesics for points in $[x_0, b_i]$ is remarkable.

Example 6.5 (Signed load). Still taking $\Sigma_0 = \partial\Omega$, we investigate the case of a signed discrete load: $f = \delta_{x_0} - \delta_{x_1} + \delta_{x_2} - \delta_{x_3} + \delta_{x_4}$, see Fig. 7 where negative point forces are marked by \otimes and numerical solutions σ_{Π} , λ_{π} , u are showed.

We can see that u is affine within two triangles $\text{co}(\{x_2, x_3, x_4\})$ and $\text{co}(\{x_1, x_2, x_4\})$ while w turns out to be affine in the whole central square $\text{co}(\{x_1, x_2, x_3, x_4\})$ where it satisfies $\frac{1}{2} \nabla u \otimes \nabla u + e(w) = \text{Id}$. Accordingly, no pointwise constraint is prescribed for σ_{Π} in this square and multiple solutions may appear as in the Example 6.1. On the top of Fig. 8(a,b), we display miniatures of simplified solutions $\sigma_{\tilde{\Pi}}$ and $\lambda_{\tilde{\pi}}$ which are obtained by slightly perturbing the algorithm. Again we observe that $\text{spt}(\tilde{\pi}, \tilde{\Pi}) \subset (\partial\Omega \cup \text{spt } f)^2$.

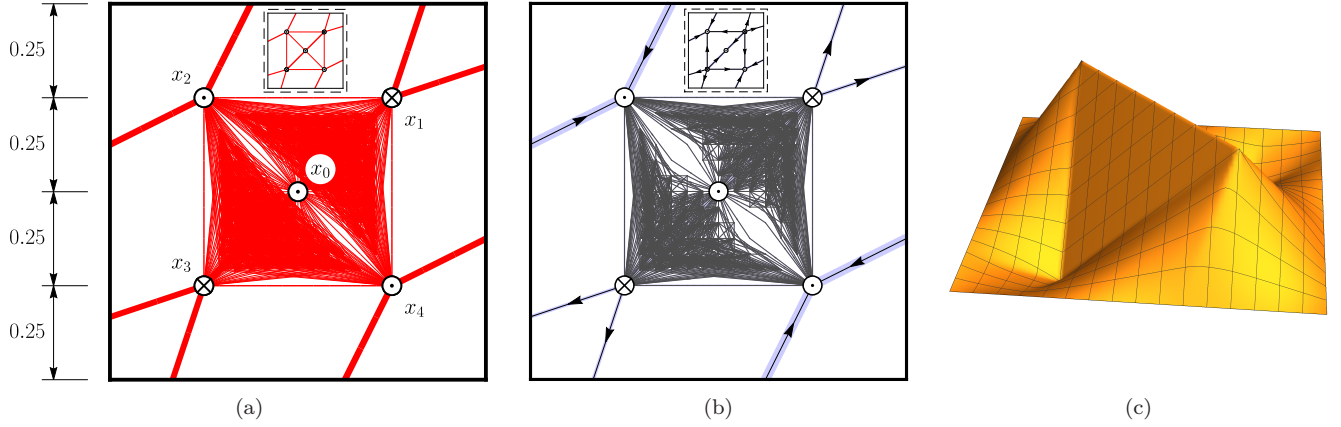


FIGURE 7. Numerical prediction of optimal membrane for the signed load: (a) optimal σ_{Π} (and an alternative solution); (b) optimal λ_{π} (and alternative solution); (c) optimal u .

Example 6.6 (Eight-point Dirichlet zone). Again we consider a uniform pressure load $f = \mathcal{L}^2 \llcorner \Omega$ but we set an eight-point Dirichlet zone $\Sigma_0 = \{a_1, \dots, a_8\}$, see Fig. 8(a). Numerical solutions σ_{Π} , u are presented in Fig. 8(a,b) respectively while Fig. 8(c) shows the component of w along diagonal $[a_4, a_2]$, i.e. $\langle w, \tau^{a_4, a_2} \rangle$. The high resolution ($h = \frac{1}{200}$) allows to predict jump-type discontinuities of exact optimal $w \in BV(\Omega; \mathbb{R}^d)$ along segments $[a_5, a_6]$ and $[a_7, a_8]$, more precisely it is the normal component that is discontinuous (the component $\langle w, \tau^{a_3, a_1} \rangle$ is discontinuous along $[a_5, a_8]$ and $[a_6, a_7]$). Moreover, although in the numerical program w is enforced to be zero on $\partial\Omega \cap X_h$, from Fig. 8(c) we see that w admits large values at the nodes close to $\partial\Omega$ – this suggests that the multifunction $\mathbf{v} = \mathbf{i}^{-1}(\text{id} - w)$ is multivalued on $\partial\Omega$. Notwithstanding this, the graph shown in Fig. 8(b) seems to point to Lipschitz continuity for the exact solution u .

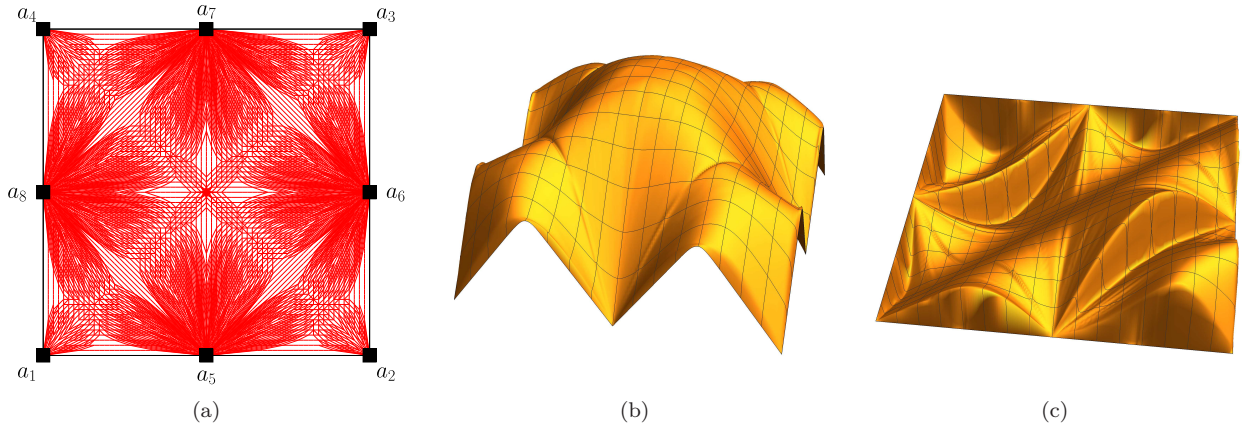


FIGURE 8. Uniform pressure load and eight-points Dirichlet zone (denoted by solid squares): (a) optimal σ_{Π} ; (b) optimal u ; (c) component of w parallel to diagonal $[a_4, a_2]$.

Example 6.7 (Miscellaneous). We conclude the presentation with another three solutions for the square domain Ω and $\Sigma_0 = \partial\Omega$: Fig. 9(a,b) show solutions σ_{Π} for asymmetric positive loads: three point forces $f = \sum_{i=1}^3 \delta_{x_i}$ in Fig. 9(a) and sum of a point force and load distributed along a line $f = \delta_{x_0} + \mathcal{H}^1 \llcorner [a, b]$ in Fig. 9(b). Position of the signed load $f = \sum_{i=1}^2 \delta_{x_i} - \sum_{i=3}^4 \delta_{x_i}$ in Fig. 9(c) was strategically picked: the solution w turns out to be zero implying that obtained σ_{Π} solves the (FMD) problem while $\gamma = -\pi$ (Fig. 9(c) represents both optimal σ_{Π} and λ_{π} , note the arrows)

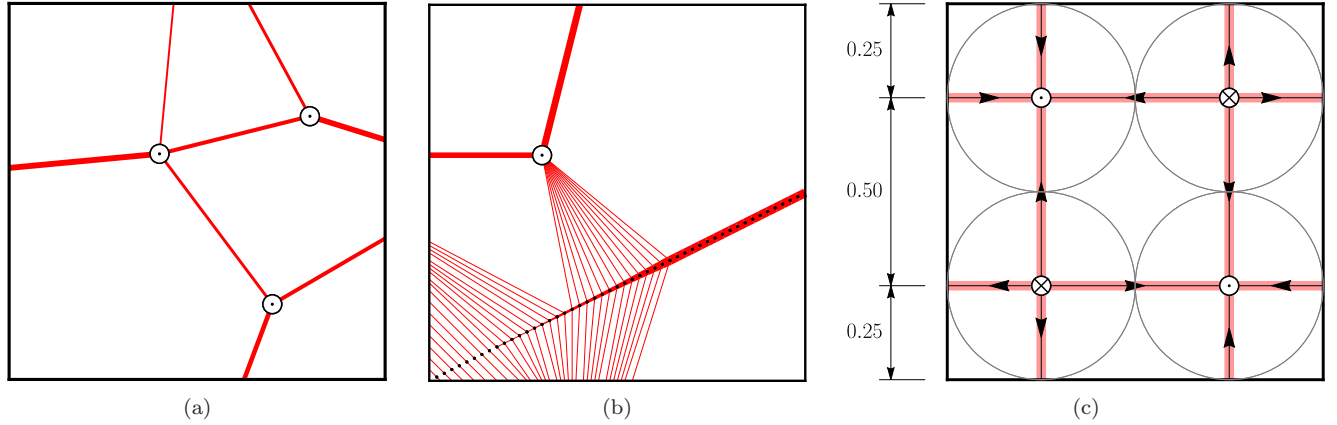


FIGURE 9. (a) optimal σ_{Π} for three asymmetric point forces; (b) optimal σ_{Π} for point force and force distributed along a line; (c) optimal σ_{Π} and λ_{π} for a signed load.

solves the optimal transport problem for the Euclidean distance. This implies that Corollary 2.5 cannot be generalized to signed loads f . Solution from Fig. 9(c) may be proved to be exact by a simple adaptation of the proof of Proposition 4.8: the graph of function u can be constructed as an extension by zero of four cones of revolution with disks marked in Fig. 9(c) as bases and vertices $(x_i, \text{sign}(f(x_i))\sqrt{2}/4)$. The key point is that in-flows and out-flows of λ_{π} are matched at points where the pairs of disks touch and thus they play the role of additional points in the Dirichlet zone.

To conclude this section, we stress that in all the examples, a numerical solution (π, Π) whose support is contained in $(\partial\Omega \cup \text{spt } f)^2$ was found. In fact, the authors did not find a single counter-example to this rule, in particular in the case of a discrete load where an exact solution (π, Π) should exist according to Conjecture 5.24. On the other hand, it appears that if Ω is a convex domain and Σ_0 is the whole boundary $\partial\Omega$, then all numerical predictions suggest that the exact optimal pair (u, w) is Lipschitz continuous vanishing on the boundary. In contrast, if Σ_0 is a discrete subset of $\partial\Omega$ as it is in Example 6.6, we have a strong indication that the exact solution w could exhibit discontinuities (that is $w \in BV \setminus W^{1,1}$).

APPENDIX A. CONVEX ANALYSIS

Conjugate and biconjugate. Let X be a Banach space and $h : X \rightarrow \mathbb{R} \cup \{+\infty\}$ a convex function with non-empty domain $\text{dom}(h) = \{x \in X : h(x) < +\infty\}$. The conjugates $h^* : X^* \rightarrow \mathbb{R} \cup \{+\infty\}$ and $h^{**} : X \rightarrow \mathbb{R} \cup \{+\infty\}$ are defined respectively by

$$h^*(x^*) = \sup_{x \in X} \{ \langle x, x^* \rangle - h(x) \}, \quad h^{**}(x) = \sup_{x^* \in X^*} \{ \langle x, x^* \rangle - h^*(x^*) \}.$$

Lemma A.1. *Let $h : X \rightarrow \mathbb{R} \cup \{+\infty\}$ be a convex function such that $h(0) < +\infty$ and h is lower semicontinuous at 0. Then it holds that $h(0) = h^{**}(0) = -\inf h^*$. Assume in addition that h is continuous at $x = 0$, then h^* reaches its minimum on X^* .*

Proof. See for instance [7] or [20, Thm I-12]. □

Minimax Theorem.

Theorem A.2. (*Ky-Fan*) *For X, Y being two topological vector spaces, let $\mathcal{A} \subset X$, $\mathcal{B} \subset Y$ be two non-empty convex subsets and let $\mathcal{L} : \mathcal{A} \times \mathcal{B} \rightarrow \mathbb{R}$ be a convex-concave Lagrangian (i.e. $u \in \mathcal{A} \mapsto \mathcal{L}(u, v)$ is convex $\forall v \in \mathcal{B}$ and $v \in \mathcal{B} \mapsto \mathcal{L}(u, v)$ is concave $\forall u \in \mathcal{A}$). Assume the followings:*

- (i) \mathcal{A} is a compact subset of X ,
- (ii) for every $v \in \mathcal{B}$, the map $u \in \mathcal{A} \mapsto \mathcal{L}(u, v)$ is lower semicontinuous.

Then the following equality holds (in $\mathbb{R} \cup \{+\infty\}$):

$$\min_{u \in \mathcal{A}} \sup_{v \in \mathcal{B}} \mathcal{L}(u, v) = \sup_{v \in \mathcal{B}} \min_{u \in \mathcal{A}} \mathcal{L}(u, v).$$

Assume in addition that \mathcal{B} is a convex compact subset of Y . Then \mathcal{L} admits a saddle point $(\bar{u}, \bar{v}) \in \mathcal{A} \times \mathcal{B}$, that is:

$$\mathcal{L}(\bar{u}, v) \leq \mathcal{L}(\bar{u}, \bar{v}) \leq \mathcal{L}(u, \bar{v}) \quad \forall u \in \mathcal{A}, \forall v \in \mathcal{B}.$$

Proof. See for instance [22, Theorem 4.36, p.73] and [27, Chap VI] for the saddle point statement. \square

APPENDIX B. TANGENTIAL CALCULUS WITH RESPECT TO A MEASURE

For more details on this theory we refer to [11, 14, 13] and to [9] for the specific case of Lipschitz functions. In what follows $\text{Lip}(\bar{\Omega})$ will be embedded with the weak* topology of $W^{1,\infty}(\Omega)$, which amounts to saying that $\varphi_n \xrightarrow{*} \varphi$ in $\text{Lip}(\bar{\Omega})$ if and only if $\varphi_n \rightarrow \varphi$ uniformly in $\bar{\Omega}$ while $\{\varphi_n\}$ is equi-Lipschitz. Let $\lambda \in \mathcal{M}(\bar{\Omega}; \mathbb{R}^d)$ and consider a decomposition $\lambda = \xi \mu$ with $\mu \in \mathcal{M}_+(\bar{\Omega})$ such that $\mu(\bar{\Omega}) < +\infty$ and $\xi \in L^1_\mu(\bar{\Omega}; \mathbb{R}^d)$. We notice that if $\text{div } \lambda \in \mathcal{M}(\bar{\Omega})$ (the distributional divergence is intended in whole \mathbb{R}^d), then for any sequence (φ_n) in $C^\infty(\bar{\Omega})$ such that $\varphi_n \xrightarrow{*} 0$ in $\text{Lip}(\bar{\Omega})$ one has $\langle -\text{div } \lambda, \varphi_n \rangle = \langle \lambda, \nabla \varphi_n \rangle = \int_{\bar{\Omega}} \sigma \cdot \nabla \varphi_n \, d\mu \rightarrow 0$. This implies that $\int_{\bar{\Omega}} \langle \xi, \zeta \rangle \, d\mu = 0$ holds for every ζ in the following set:

$$\mathcal{N} := \left\{ \zeta \in L^\infty_\mu(\bar{\Omega}; \mathbb{R}^d) : \exists (u_n)_n, \quad u_n \in C^\infty(\Omega), \quad u_n \rightarrow 0 \text{ uniformly, } \nabla u_n \xrightarrow{*} \zeta \text{ in } (L^\infty_\mu)^d \right\}.$$

The orthogonal complement of \mathcal{N} in $L^1_\mu(\bar{\Omega}; \mathbb{R}^d)$ defined by

$$\mathcal{N}^\perp := \left\{ \eta \in L^1_\mu(\bar{\Omega}; \mathbb{R}^d) : \int_{\bar{\Omega}} \langle \eta, \zeta \rangle \, d\mu = 0 \text{ for all } \zeta \in \mathcal{N} \right\}$$

is a closed vector subspace of $L^1_\mu(\bar{\Omega}; \mathbb{R}^d)$ which is stable by the multiplication by smooth scalar functions. Following [14, 9] we define the tangent space T_μ to the measure μ through the following local characterization of \mathcal{N}^\perp :

Proposition B.1. *The following statements hold true:*

(i) *There exists a μ -measurable multifunction T_μ from $\bar{\Omega}$ to the linear subspaces of \mathbb{R}^d such that:*

$$\eta \in \mathcal{N}^\perp \iff \eta(x) \in T_\mu(x) \quad \text{for } \mu\text{-a.e. } x \in \mathbb{R}^d;$$

(ii) *The linear operator $u \in C^1(\bar{\Omega}) \mapsto P_\mu(x) \nabla u(x) \in L^\infty_\mu(\bar{\Omega}; \mathbb{R}^d)$, where $P_\mu(x)$ denotes the orthogonal projector onto $T_\mu(x)$, can be uniquely extended to a linear continuous operator*

$$\nabla_\mu : u \in \text{Lip}(\bar{\Omega}) \mapsto \nabla_\mu u \in L^\infty_\mu(\bar{\Omega}; \mathbb{R}^d),$$

$\text{Lip}(\bar{\Omega})$ and $L^\infty_\mu(\bar{\Omega}; \mathbb{R}^d)$ being equipped with their weak topology;*

(iii) *The linear operator $w \in C^1(\bar{\Omega}; \mathbb{R}^d) \mapsto P_\mu(x) e(w) P_\mu(x) \in L^\infty_\mu(\bar{\Omega}; \mathcal{S}^{d \times d})$ extends in a unique way to a linear continuous operator*

$$e_\mu : w \in \text{Lip}(\bar{\Omega}; \mathbb{R}^d) \mapsto e_\mu(w) \in L^\infty_\mu(\bar{\Omega}; \mathcal{S}^{d \times d}),$$

$\text{Lip}(\bar{\Omega}; \mathbb{R}^d)$ and $L^\infty_\mu(\bar{\Omega}; \mathcal{S}^{d \times d})$ being equipped with the weak star topology.

Remark B.2. By virtue of the second assertion in Proposition B.1 any Lipschitz function admits, for every measure μ , a μ -a.e. defined tangential gradient $\nabla_\mu u$. In the case where μ is the k -dimensional Hausdorff measure restricted to a smooth k -dimensional manifold in \mathbb{R}^d , this tangential gradient coincides with the one which is obtained by using Rademacher theorem on local charts representing the manifold. If μ is a discrete measure, then $T_\mu(x) = \{0\}$ and the tangential gradient vanishes. If μ is a multidimensional measure of the kind $\mu = \sum_i \mu_i$, where the μ_i 's are mutually singular and $\mu_i = \mathcal{H}^{k_i} \llcorner S_i$, S_i being a smooth k_i -dimensional manifold in \mathbb{R}^d ($1 \leq k_i \leq d$), then $T_\mu(x) = T_{\mu_i}(x)$ and $\nabla_\mu u = \nabla_{\mu_i} u$ μ_i -a.e. for any $u \in \text{Lip}(\bar{\Omega})$.

In view of Proposition B.1 we may define in an intrinsic way the set of *tangential* vector measures

$$\mathcal{M}_T(\overline{\Omega}; \mathbb{R}^d) := \left\{ \lambda = \xi \mu : \mu \in \mathcal{M}_+(\overline{\Omega}), \xi(x) \in T_\mu(x) \text{ } \mu\text{-a.e.} \right\}.$$

It can be shown that the property $\lambda \in \mathcal{M}_T(\overline{\Omega}; \mathbb{R}^d)$ is independent of the chosen decomposition $\lambda = \xi \mu$ (see for instance [11]).

Remark B.3. If $\xi \in L^1(\Omega; \mathbb{R}^d)$, then the measure $\xi \mathcal{L}^d \llcorner \Omega$ is an element of $\mathcal{M}_T(\overline{\Omega}; \mathbb{R}^d)$ since $T_{\mathcal{L}^d}(x) = \mathbb{R}^d$ a.e. in Ω . On the other hand, if $\lambda \in \mathcal{M}_T(\overline{\Omega}; \mathbb{R}^d)$, the condition $\frac{d\lambda}{d|\lambda|} \in T_{|\lambda|}(x)$ implies $|\lambda|$ -a.e that $\dim(T_{|\lambda|}(x)) \geq 1$ $|\lambda|$ -a.e. As a consequence, elements of $\mathcal{M}_T(\overline{\Omega}; \mathbb{R}^d)$ are atomless.

We are now in position to give the desired integration by parts formulae for tangential vector (resp. symmetric tensor) measures

Proposition B.4. *The following statements hold true:*

(i) *Let $\lambda \in \mathcal{M}(\overline{\Omega}; \mathbb{R}^d)$ be such that $-\operatorname{div} \lambda \in \mathcal{M}(\overline{\Omega})$. Then $\lambda \in \mathcal{M}_T(\overline{\Omega}; \mathbb{R}^d)$ and for any decomposition $\lambda = \xi \mu$ we have*

$$\langle -\operatorname{div} \lambda, u \rangle = \int_{\overline{\Omega}} \langle \xi, \nabla_\mu u \rangle d\mu \quad \forall u \in \operatorname{Lip}(\overline{\Omega}).$$

(ii) *Let $\sigma \in \mathcal{M}(\overline{\Omega}; \mathcal{S}^{d \times d})$ be such that $-\operatorname{Div} \sigma = 0$ in Ω and let $\sigma = S \mu$ be a decomposition of σ . Then it holds that $P_\mu(x) S P_\mu(x) = S$ μ -a.e. and we have*

$$\int_{\overline{\Omega}} \langle S, e_\mu(w) \rangle d\mu = 0 \quad \forall w \in \operatorname{Lip}_0(\Omega; \mathbb{R}^d).$$

Proof. For the assertion (i) we refer to [9, Prop. 3.5]. To show (ii) we consider a localization function $\theta_\delta \in \mathcal{D}(\Omega; [0, 1])$ such that $\theta_\delta = 1$ on $\Omega_\delta := \{x \in \Omega : d(x, \partial\Omega) > \delta\}$. Then, the measure $\tilde{\sigma} := \theta_\delta \sigma$ satisfies $\operatorname{Div} \tilde{\sigma} = S \nabla \theta_\delta \mu \in \mathcal{M}(\overline{\Omega}; \mathbb{R}^d)$, hence all its rows or columns are tangential measures. It follows that the rows and columns of S belong to $T_\mu(x)$, hence $P_\mu(x) S P_\mu(x) = S$ μ -a.e. in Ω_δ . Eventually let $w \in \operatorname{Lip}_0(\Omega; \mathbb{R}^d)$ and let us prove that $\int_{\overline{\Omega}} \langle S, e_\mu(w) \rangle d\mu = 0$. As w can be approximated by a sequence $(w_n) \in \operatorname{Lip}(\Omega; \mathbb{R}^d)$ such that w_n is compactly supported in Ω while $w_n \xrightarrow{*} w$ and $\int_{\overline{\Omega}} \langle S, e_\mu(w_n) \rangle d\mu \rightarrow \int_{\overline{\Omega}} \langle S, e_\mu(w) \rangle d\mu$ (see assertion (iii) in Proposition B.1), it is not restrictive to assume that w is itself compactly supported in Ω , hence in Ω_δ for δ small enough. Then, since $\tilde{\sigma} = \sigma = S \mu$ and $\operatorname{Div} \tilde{\sigma} = 0$ in Ω_δ , by applying the integration by parts formula from assertion (i), we infer that $0 = \langle -\operatorname{Div} \tilde{\sigma}, w \rangle = \int_{\overline{\Omega}} \langle S, e_\mu(w) \rangle d\mu$. \square

APPENDIX C. MOLLIFICATIONS OF CONVEX FUNCTIONS OF MEASURES

Let $h : \mathbb{R}^m \rightarrow [0, +\infty]$ be a convex, l.s.c. and positively one homogeneous integrand and let $\chi \in \mathcal{M}(\mathbb{R}^d; \mathbb{R}^m)$ to which we associate the scalar non-negative Borel measure $h(\chi)$ on \mathbb{R}^d (see [30]). Let us apply to χ a smooth convolution kernel $\theta_\varepsilon(x) = \varepsilon^{-d} \theta(\frac{x}{\varepsilon})$ where $\varepsilon > 0$ and θ is a radial symmetric element of $\mathcal{D}^+(\mathbb{R}^d)$ such that $\int \theta = 1$.

Lemma C.1. *We have $h(\chi * \theta_\varepsilon) \leq h(\chi)$ for every $\varepsilon > 0$ and $\lim_{\varepsilon \rightarrow 0} \int_A h(\chi * \theta_\varepsilon) = \int_A h(\chi)$ (possibly equal to $+\infty$) for every open subset $A \subset \mathbb{R}^d$.*

Proof. The integrand h is the support function of a closed convex subset $K \subset \mathbb{R}^m$ such that $0 \in K$. Let A be an open subset of \mathbb{R}^d and let $\zeta \in C_0(A; \mathbb{R}^m)$ be such that $\operatorname{spt}(\zeta) \subset A$ and $\zeta(x) \in K$ for all $x \in A$. Then, for small $\varepsilon > 0$, the convolution $\zeta * \theta_\varepsilon$ satisfies the same properties as listed above for ζ . Hence, since θ_ε is symmetric and inequality $\langle \zeta * \theta_\varepsilon, \frac{d\chi}{d|\chi|} \rangle \leq \mathbf{1}_A h(\frac{d\chi}{d|\chi|})$ holds, we get

$$\langle \chi * \theta_\varepsilon, \zeta \rangle = \langle \chi, \zeta * \theta_\varepsilon \rangle \leq \int_A h(\chi).$$

Passing to the supremum with respect to all ζ , we infer that $\int_A h(\chi * \theta_\varepsilon) \leq \int_A h(\chi)$. This is true for every open subset A and the first claim of Lemma C.1 follows. On the other hand, as it holds that $\chi * \theta_\varepsilon \xrightarrow{*} \chi$ in $\mathcal{M}(A; \mathbb{R}^m)$, we have

the classical lower semicontinuity property $\liminf_{\varepsilon \rightarrow 0} \int_A h(\chi * \theta_\varepsilon) \geq \int_A h(\chi)$, from which we obtain the desired convergence. □

REFERENCES

- [1] Alberti, G., Ambrosio L.: A geometrical approach to monotone functions in \mathbb{R}^d . *Math. Z.*, **230**(2):259–316, 1999.
- [2] Allaire, G.: *Shape optimization by the homogenization method*, vol. 146 of *Applied Mathematical Sciences*. Springer-Verlag, New York, 2002.
- [3] Ambrosio, L., Fusco, N., Pallara, D.: *Functions of bounded variation and free discontinuity problems*. Oxford Mathematical Monographs. The Clarendon Press, Oxford University Press, New York, 2000.
- [4] Andersen, E., Roos, C., Terlaky, T.: On implementing a primal-dual interior-point method for conic quadratic optimization. *Math. Program.*, **95**(2):249–277, 2003.
- [5] Bołbotowski, K.: Optimal vault problem – form finding through 2D convex program. Forthcoming.
- [6] Bołbotowski, K., Lewiński, T.: Setting the Free Material Design problem through the methods of optimal mass distribution. Preprint, *arXiv:2004.11084*, 2020.
- [7] Bouchitté, G.: *Convex Analysis and Duality*. Encyclopedia of Mathematical physics. Academic Press, 2006.
- [8] Bouchitté, G., Buttazzo, G.: Characterization of optimal shapes and masses through Monge-Kantorovich equation. *J. Eur. Math. Soc.*, **3**:139–168, 2001.
- [9] Bouchitté, G., Champion, T., Jimenez, C.: Completion of the space of measures in the Kantorovich norm. *Riv. Mat. Univ. Parma*, **4**:127–139, 2005.
- [10] Bouchitté, G., Valadier, M.: Multifonctions s.c.i. et régularisée s.c.i. essentielle. *Ann. Inst. H. Poincaré Anal. Non Linéaire*, **6**:123–149, 1989.
- [11] Bouchitté, G., Buttazzo, G., Seppecher, P.: Energies with respect to a measure and applications to low-dimensional structures. *Calc. Var. Partial Differ. Equ.*, **5**(1):37–54, 1997.
- [12] Bouchitté, G., Buttazzo, G., Seppecher, P.: Shape optimization solutions via Monge-Kantorovich equation. *C. R. Acad. Sci. Paris Sér. I Math.*, **324**(10):1185–1191, 1997.
- [13] Bouchitté, G., Fragalà, I.: Variational theory of weak geometric structures: the measure method and its applications. In G. dal Maso, F. Tomarelli (Eds.), *Variational methods for discontinuous structures*, vol. 51 of *Progr. Nonlinear Differential Equations Appl.*, pages 19–40. Birkhäuser, Basel, 2002.
- [14] Bouchitté, G., Fragalà, I.: Second-order energies on thin structures: variational theory and non-local effects. *J. Funct. Anal.*, **204**(1):228–267, 2003.
- [15] Bouchitté, G., Gangbo, W., Seppecher, P.: Michell trusses and lines of principal action. *Math. Models Meth. Appl. Sci.*, **18**:1571–1603, 2008.
- [16] Bouchitté, G., Valadier, M.: Integral representation of convex functionals on a space of measures. *J. Funct. Anal.*, **80**(2):398–420, 1988.
- [17] Brezis, H.: *Functional analysis, Sobolev spaces and partial differential equations*. Universitext. Springer, New York, 2011.
- [18] Cannarsa, P., Cardaliaguet, P.: Representation of equilibrium solutions to the table problem for growing sandpiles. *J. Eur. Math. Soc.*, **6**(4):435–464, 2004.
- [19] Cannarsa, P., Sinestrari, C.: *Semiconcave functions, Hamilton-Jacobi equations, and optimal control*, vol. 58 of *Progress in Nonlinear Differential Equations and their Applications*. Birkhäuser Boston, Inc., Boston, MA, 2004.
- [20] Castaing, C., Valadier, M.: *Convex analysis and measurable multifunctions*. Lecture Notes in Mathematics, vol. 580. Springer-Verlag, Berlin-New York, 1977.
- [21] Ciarlet, P.G.: A justification of the von Kármán equations. *Arch. Ration. Mech. Anal.*, **73**(4):349–389, 1980.
- [22] Clarke, F.: *Functional analysis, calculus of variations and optimal control*, vol. 264 of *Graduate Texts in Mathematics*. Springer, London, 2013.
- [23] Courant, R., Hilbert, D.: *Methods of mathematical physics, vol. I*. Wiley, 1989.
- [24] Czubacki, R., Lewiński, T.: Optimal archgrids: a variational setting. *Struct. Multidiscip. Optim.*, **62**:1371–1393, 2020.
- [25] Delfour, M.C., Zolésio, J.P.: *Shapes and geometries: metrics, analysis, differential calculus, and optimization*, vol. 22 of *Advances in Design and Control*. SIAM, Philadelphia, PA, second edition, 2011.
- [26] Dweik, S., Santambrogio, F.: L^p bounds for boundary-to-boundary transport densities, and $W^{1,p}$ bounds for the BV least gradient problem in 2D. *Calc. Var. Partial Differ. Equ.*, **58**(1), 31, 2019.
- [27] Ekeland, I., Temam, R.: *Convex analysis and variational problems*. SIAM, Oxford, 1999.
- [28] Fox, D.D., Raoult, A., Simo, J.C.: A justification of nonlinear properly invariant plate theories. *Arch. Ration. Mech. Anal.*, **124**(2):157–199, 1993.
- [29] Fragala, I., Buttazzo, G., Davini, A., Macià, F.: Optimal Riemannian distances preventing mass transfer. *J. Reine Angew. Math.*, **475**:157–171, 2004.

- [30] Goffman, C., Serrin, J.: Sublinear functions of measures and variational integrals. *Duke Math. J.*, **31**:159–178, 1964.
- [31] Lewinski, T., Telega, J.J.: *Plates, laminates, and shells: asymptotic analysis and homogenization*. World Scientific Singapore, 2000.
- [32] Papadopoulos, A.: *Metric spaces, convexity and nonpositive curvature*, vol. 6 of *IRMA Lectures in Mathematics and Theoretical Physics*. European Mathematical Society (EMS), Zürich, 2005.
- [33] Rozvany, G.I.N., Prager, W.: A new class of structural optimization problems: optimal archgrids. *Comput. Meth. Appl. Mech. Eng.*, **19**(1):127–150, 1979.
- [34] Saint-Pierre, J.: Point de Steiner et sections lipschitziennes. *Sém. Anal. Convexe*, **15**(7):1–42, 1985.
- [35] Schneider, R.: *Convex bodies: the Brunn-Minkowski theory*, vol. 151 of *Encyclopedia of Mathematics and its Applications*. Cambridge University Press, Cambridge, expanded edition, 2014.
- [36] Schweizer, B., Conti, S.: On scalar metrics that maximize geodesic distances in the plane. *Calc. Var. Partial Differ. Equ.*, **41**:151–177, 2011.
- [37] Smirnov, S.K.: Decomposition of solenoidal vector charges into elementary solenoids, and the structure of normal one-dimensional flows. *Algebra i Analiz*, **5**(4):206–238, 1993.
- [38] Venturini, S.: Pseudodistances and pseudometrics on real and complex manifolds. *Ann. Mat. Pura Appl. (4)*, **154**:385–402, 1989.
- [39] Villani, C.: *Topics in optimal transportation*, vol. 58 of *Graduate Studies in Mathematics*. American Mathematical Society, Providence, RI, 2003.

Karol Bolbotowski: Department of Structural Mechanics and Computer Aided Engineering
Faculty of Civil Engineering, Warsaw University of Technology
16 Armii Ludowej Street, 00-637 Warsaw - POLAND
k.bolbotowski@il.pw.edu.pl

Guy Bouchitté: Laboratoire IMATH, Université de Toulon
BP 20132, 83957 La Garde Cedex - FRANCE
bouchitte@univ-tln.fr