

# Seeing All From a Few: Nodes Selection Using Graph Pooling for Graph Clustering

Yiming Wang, Dongxia Chang, Zhiqiang Fu and Yao Zhao, *Senior Member, IEEE*

**Abstract**—Recently, there has been considerable research interest in graph clustering aimed at data partition using the graph information. However, one limitation of the most of graph-based methods is that they assume the graph structure to operate is fixed and reliable. And there are inevitably some edges in the graph that are not conducive to graph clustering, which we call spurious edges. This paper is the first attempt to employ graph pooling technique for node clustering and we propose a novel dual graph embedding network (DGEN), which is designed as a two-step graph encoder connected by a graph pooling layer to learn the graph embedding. In our model, it is assumed that if a node and its nearest neighboring node are close to the same clustering center, this node is an informative node and this edge can be considered as a cluster-friendly edge. Based on this assumption, the neighbor cluster pooling (NCPool) is devised to select the most informative subset of nodes and the corresponding edges based on the distance of nodes and their nearest neighbors to the cluster centers. This can effectively alleviate the impact of the spurious edges on the clustering. Finally, to obtain the clustering assignment of all nodes, a classifier is trained using the clustering results of the selected nodes. Experiments on five benchmark graph datasets demonstrate the superiority of the proposed method over state-of-the-art algorithms.

**Index Terms**—Graph Pooling, Clustering, Graph Neural Networks

## I. INTRODUCTION

WITH the advance of information technology, non-Euclidean domain data can be readily acquired in many domains, such as human pose[1], protein structure[2] and social networks[3]. With the emergence of non-Euclidean data, graph clustering methods[4], [5] arise at the historic moment, and they are able to learn the adjacency between nodes to boost clustering performance. These conventional methods, however, proved to be incomplete in mining nodes relationship for their over-reliance on prior knowledge.

To mine non-Euclidean graph information, researchers have devised graph neural networks (GNNs) [6], [7] capable of encoding both graph structure and node characteristics for node latent representation. GNNs have successfully expanded deep learning techniques to non-Euclidean graph data with remarkable achievement made in multiple graph tasks, such as graph classification[8] and visual question answering[9]. Thanks to the properties of graph convolution, many GNN-based graph clustering methods[10], [11] have been proposed. These methods typically construct adjacency matrices based

on the k-NN graph[12] or attributed graph[13], and learn graph embedding using graph autoencoder (GAE)[14]. Finally, conventional clustering algorithms such as K-means[15] are applied based on the learned graph embedding. For all the promising results these methods may generate, the spurious connections in the initial graph may deteriorate the clustering performance.

In recent years, graph pooling[16] emerged to learn abstract representation of the input graph by summarizing local components and discarding redundant information. With growing interest in graph pooling, some improved methods have been proposed. Current graph pooling methods can be divided into two classes: differentiable graph pooling methods[2], [17], [18], [19] and sorting-based graph pooling methods[20], [21], [22], [23].

Differentiable pooling was first proposed by DiffPool[2]. It can learn a assignment matrix at each GNN layer and generate hierarchical representation of graphs. To effectively capture the graph substructure, ASAP[24] propose a sparse pooling operator capable of capturing local subgraph information hierarchically. HiGPool[25] designs a pooling module that can capture the spatial layouts of points to learn the hierarchical features adequately and applies it to point cloud segmentation. Differentiable pooling works well in several tasks, but suffers from two main disadvantages in node clustering: (a) there is no clear mapping between the nodes of the previous and subsequent layers, which is crucial for clustering tasks; (b) these methods have a quadratic storage complexity and the number of its parameters is dependent on the number of nodes.

Sorting-based graph pooling learns a projection vector that is applied to each node feature to obtain a score. Graph U-Net[20] uses a top- $k$  choice of nodes for their gPool layer capable of learning a node score and dropping low score nodes. [26] applied this to graph classification and proposed Top-KPool which achieved comparable performance with DiffPool. SAGPool[27] takes graph topology into account and devises a self-attention graph pooling method for GNNs in the context of hierarchical graph pooling. To preserve diverse representative nodes in different neighborhoods, iPool[28] leverages the proposed neighborhood information gain criterion to select informative nodes in each neighborhood. Sorting-based methods do not break the mapping from the nodes of the previous layer to the next layer. But the selected nodes may not be distributed across the essential areas in the graph, which may cause the absence clusters in clustering tasks.

The methods mentioned above generally utilize localized node features and connecting relationship to obtain a smaller graph representation. However, all these graph pooling meth-

Y. Wang, D. Chang, Z. Fu and Y. Zhao are with the Institute of Information Science, Beijing Jiaotong University, Beijing 100044, China, and also with Beijing Key Laboratory of Advanced Information Science and Network Technology, Beijing 100044, China (e-mail: wangym@bjtu.edu.cn; dxchang@bjtu.edu.cn zhiqiangfu@bjtu.edu.cn; yzhao@bjtu.edu.cn).

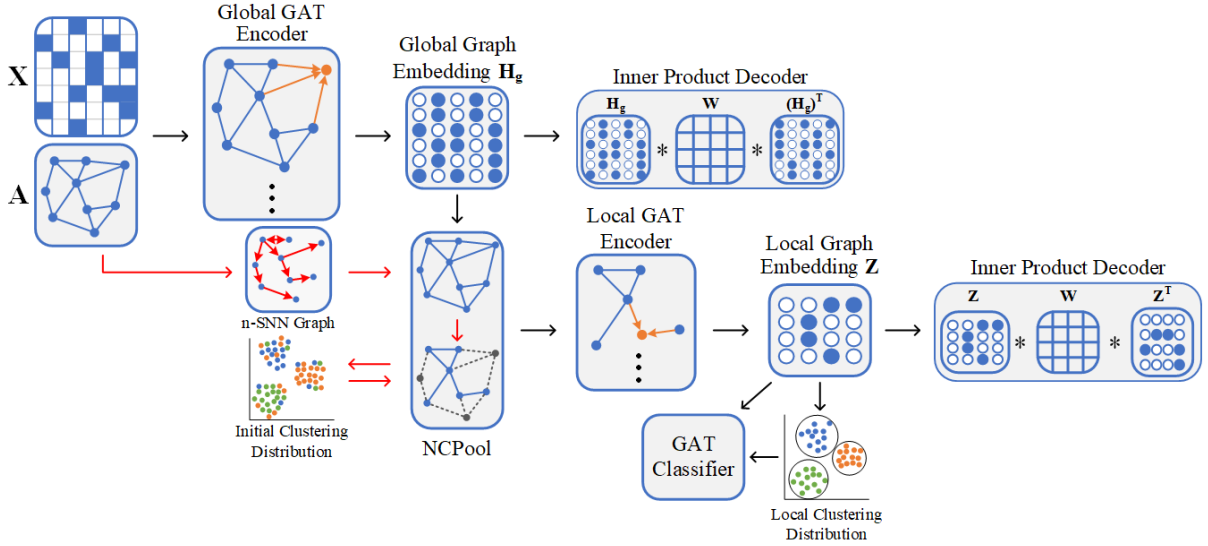


Fig. 1. The framework of the proposed DGEN. Our network consists of a two-step graph embedding, namely learning the representations of all nodes based on the original graph and learning the representations of selected nodes based on the pooled local graph.

ods focus on graph representation rather than node representation. Therefore, they can be used to select the nodes and edges that best characterize the graph. But it is difficult to apply them directly to remove spurious edges in graph clustering.

In this work, to achieve more efficient and accurate nodes clustering on graph, we design a new dual graph embedding network (DGEN), which learns global graph embedding and local graph embedding step by step, with the two processes connected by a graph pooling layer. To reduce the impact of spurious edges on graph clustering, we design a novel neighbor cluster pooling (NCPool), which selects the most informative subset of nodes and the corresponding edges based on the distance of nodes and their nearest neighbors to the cluster centers. And the fundamental idea of the pooling is that nodes and their nearest neighbors should be close to the same clustering center. To obtain the nearest neighbor of each node in the attribute graph, we compute the shared nearest neighbor (SNN)[29] similarity on the graph. Then conventional clustering algorithm K-means is performed on the selected node representations to obtain the cluster assignment of the selected nodes. Finally, the selected nodes and their labels are used to train a classifier so as to obtain the final clustering assignments.

Our major contributions can be summarized as follows:

- We propose a dual graph embedding network for clustering on the graph-structured data. To the best of our knowledge, it is the first time to employ graph pooling to select informative nodes for graph clustering.
- A novel neighbor clustering pooling (NCPool) is devised to capture local graph information, which can effectively enhance the robustness of graph clustering for the spurious edges.
- Extensive experiments on five benchmark graph datasets show that our DGEN outperforms state-of-the-art graph clustering methods.

## II. PROPOSED METHODOLOGY

In order to improve the robustness of graph clustering for the spurious edges, we propose NCPool which uses node features and graph topology to choose informative nodes and corresponding edges that are more suitable for clustering. And a novel dual graph embedding network (DGEN) based on this layer is proposed, which is shown in Fig. 1. Firstly, a graph autoencoder is applied to learn the global graph embedding on which NCPool is performed. Local graph embedding is then learned based on the selected nodes and edges. Finally, K-means is employed for the selected node representations to obtain the local clustering assignments and the local clustering assignments are used as labels to train a classifier that can obtain the final clustering assignments. In the following, we will describe our proposed model in detail.

Let a graph be represented by a triple  $G = \{\mathcal{V}, \mathcal{E}, X\}$  with  $N = |\mathcal{V}|$  nodes and  $|\mathcal{E}|$  edges. The  $d$ -dimensional feature of each node  $v_i \in \mathcal{V}$  is denoted by  $x_i$ , and  $X \in \mathbb{R}^{N \times d}$  denotes the node feature matrix. The topological structure of  $G$  can be represented by an adjacency matrix  $A$ , where  $A_{i,j} = 1$  if  $(v_i, v_j) \in \mathcal{E}$ ; otherwise  $A_{i,j} = 0$ .

### A. NCPool

In graph embedding, spurious edges can reduce the discriminability of the learned node representation, which in turn affects the performance of graph clustering. To reduce the impact of spurious edges on graph clustering, we propose a novel neighbor cluster pooling (NCPool) to select the nodes that are close to the same clustering center as their neighbours.

Here, a pooling function  $S(\cdot)$  is introduced to select the subset  $\Phi \subset V$  containing  $pN$  nodes. And the pooling problem can be formulated as

$$\min_{\Phi \subset V} S(\Phi), \text{ subject to } |\Phi| = pN, \quad (1)$$

where  $p \in (0, 1)$  denotes the ratio of selected nodes, and  $S(\Phi)$  is designed based on the distance of the nodes and their nearest

neighbors to cluster centers. In order to select nodes that fit the clustering distribution better, we calculate the cluster centers  $c$  by K-means[15]. There are two main advantages of using K-means: (1) it is fast and efficient, with little impact on the speed of model training; (2) in general, graph embedding obeys the Gaussian distribution, which satisfies the assumption of K-means.

The distance between the node and each cluster center is first calculated and we can obtain the distance between the node and the closest cluster center

$$\sum_{v_i \in \Phi} \|H_{v_i} - H_{c_{i,j}}\|_2^2, \quad (2)$$

where  $H_{v_i}$  is the node representation of  $v_i$  fed into the pooling layer. And  $c_{i,j}$  is the closest cluster center to  $v_i$ .

To find the nearest neighbor of each node on the attributed graph, we use a modified Shared Nearest Neighbor(SNN) [29] to define the similarity of the nodes on the graph. And the modified SNN similarity is written as

$$\text{sim}(i, j) = \begin{cases} 0, & (v_i, v_j) \notin \mathcal{E}, \\ |\mathcal{N}(i) \cap \mathcal{N}(j)|, & (v_i, v_j) \in \mathcal{E}. \end{cases} \quad (3)$$

where  $\mathcal{N}(\ast)$  denotes the neighboring nodes of  $v_\ast$ . After getting the similarity of all other points to  $v_\ast$ , the most similar node is selected as the nearest neighbor of  $v_\ast$ .

Then the final  $S(\Phi)$  can be calculated by

$$S(\Phi) = \sum_{v_i \in \Phi} (\|H_{v_i} - H_{c_{i,j}}\|_2^2 + \|H_{v_{in}} - H_{c_{i,j}}\|_2^2), \quad (4)$$

where  $v_{in}$  denotes the nearest neighbor of  $v_i$ .

After obtaining the score of all nodes, we apply the node selection method proposed by [26], [20], which retains a portion of nodes of the input graph even when graphs of varying sizes and structures are inputted. The top  $\lceil kN \rceil$  nodes are selected based on the value of  $S$ .

$$\text{id}x = \text{top}_k(S, \lceil kN \rceil), \quad (5)$$

And an input graph is processed by the following operation.

$$H' = H_{\text{id}x,:} \odot (\mathbf{a}\mathbf{1}^T), \quad A' = A_{\text{id}x,\text{id}x} \quad (6)$$

where  $\mathbf{a}$  denotes an affinity vector consisting of the score for the selected nodes, and  $\mathbf{1}$  is an all-one vector.  $H_{\text{id}x,:}$  is the row-wise indexed feature matrix, and  $A_{\text{id}x,\text{id}x}$  is the row-wise and col-wise indexed adjacency matrix.

### B. Dual graph embedding network

In this section, the proposed dual graph embedding network(DGEN) which learns the graph embedding of the subset of nodes and edges for graph clustering is described in detail. In our model, the global graph embedding  $H_g$  is first learned via the Global GAT Encoder. Then,  $H_g$  is fed into our NCPool to obtain informative nodes and edges, and the final embedding  $Z$  is obtained by the Local GAT Encoder. Finally, the local clustering process is conducted on the informative embedding  $Z$ , and the labels obtained is used to train a GAT classifier which is used to obtain the final clustering assignments for all the nodes.

In our DGEN, graph attention layer(GAT)[30] with multi-head is used to learn the representation of neighboring nodes adaptively. Let  $h_i^{(l)}$  be the latent representation of the node  $v_i$  learned by the  $l$ -th layer, and the GAT with  $m$ -head can be expressed as

$$h_i^{(l+1)} = \text{concat}_1^m(\phi(\sum_{j \in \mathcal{N}(i)} \alpha_{i,j}^m W^{(l)m} h_j^{(l)})), \quad (7)$$

where  $\mathcal{N}(i)$  denotes the neighboring nodes of  $v_i$ ,  $\text{concat}_1^m(\cdot)$  means a vector stitching from the first one to  $m$ -th. And the attention coefficients  $\alpha_{i,j}$  can be computed as

$$\alpha_{i,j} = \frac{\exp(\text{LeakyReLU}(\mathbf{a}^\top [Wh_i \parallel Wh_j]))}{\sum_{k \in \mathcal{N}(i) \cup \{i\}} \exp(\text{LeakyReLU}(\mathbf{a}^\top [Wh_i \parallel Wh_k]))}, \quad (8)$$

Each GAT encoder includes two GAT layers. And in order to guide the GAT encoders to learn a comprehensive node representation, an inner product decoder is applied to reconstruct the graph data  $\hat{A}$  from the global embedding  $Z$ .

$$\hat{A}_{i,j} = \text{sigmoid}(z_i \cdot z_j^T) \quad (9)$$

where  $\hat{A}_{i,j}$  denotes the adjacency of node  $v_i$  and node  $v_j$  in the reconstructed graph  $\hat{A}$ . Then, we minimize the reconstruction error by measuring the difference between  $A$  and  $\hat{A}$ .

$$L_r = \sum_i^N \text{loss}(A_{i,j}, \hat{A}_{i,j}) \quad (10)$$

The above part merely aims to obtain the representation of selected nodes, but cannot guarantee that the obtained representation is cluster-friendly. Inspired by the good properties of ‘KL divergence’ based clustering[31], [10], we develop a self-optimizing training module as a solution to overcome this difficulty. Specifically, for the local graph embedding  $Z$ , if its cluster center is denoted by  $\mu_j$ , the loss function can be written as

$$L_c = KL(P||Q) = \sum_i \sum_j p_{ij} \log \frac{p_{ij}}{q_{ij}} \quad (11)$$

In Eq.(11),  $q_{ij}$  can be calculated using the Student’s t-distribution[32] as follows

$$q_{ij} = \frac{(1 + \|z_i - \mu_j\|^2)^{-1}}{\sum_k (1 + \|z_i - \mu_k\|^2)^{-1}} \quad (12)$$

where  $z_i$  is the  $i$ -th row of  $Z$ ,  $\mu_j$  is initialized by K-means on the pre-trained representation.  $q_{ij}$  can be seen as the probability of assigning node  $z_i$  to cluster  $j$ .  $Q = [q_{ij}]$  is the distribution of the assignments of all nodes.  $P$  is the target distribution of  $Q$  and can be calculated as

$$p_{ij} = \frac{q_{i,j}^2 / \sum_i q_{ij}}{\sum_k (q_{i,k}^2 / \sum_i q_{ik})} \quad (13)$$

By minimizing the KL divergence loss between distributions  $P$  and  $Q$ , a more cluster-friendly representation can be produced according to the high confidence predictions. Thus, the total objective function of DGEN is defined as:

$$L = L_r + \lambda L_c \quad (14)$$

where  $\lambda$  is the hyperparameter balancing these two losses.

TABLE I  
BENCHMARK GRAPH DATASETS

Dataset	Clusters	Nodes	Features	Links
Cora <sup>1</sup>	7	2708	1433	5429
CiteSeer <sup>1</sup>	6	3327	3703	4732
PubMed <sup>1</sup>	3	19717	500	44338
DBLP <sup>2</sup>	4	4058	334	7056
ACM <sup>3</sup>	3	3025	3703	26256

Now, we can obtain the clustering assignments of the selected nodes. However, our goal is to obtain the cluster assignment of all nodes. To obtain the global clustering assignments, a GAT classifier is trained using the selected nodes, corresponding edges and local clustering assignments. And the final clustering assignments can be obtained by inputting all nodes and selected edges to the classifier. There is a notable advantage for our model to use the classifier to obtain the final clustering assignments instead of obtaining them directly based on the adjacent relations. Spurious edges between discard nodes and selected nodes can lead to inaccurate classification.

### III. EXPERIMENTS

#### A. Experimental Settings

*a) Datasets:* In order to evaluate the effectiveness of our proposed method, we conduct experiments on five citation networks widely-used to assess the attributed graph analysis. These datasets are summarized in Table I.

*b) Evaluation Metrics:* Three standard evaluation metrics: Accuracy (ACC), Normalized Mutual Information (NMI) and Adjusted Rand Index (ARI) are used to evaluate the performance. In all cases, the values of these metrics range between 0 and 1, where higher values correspond to better clustering performance.

*c) Baseline Methods:* In order to verify the effectiveness of the proposed DGEN, we compare it with a total of 12 clustering algorithms, including methods that use only node attribute or graph structure, and both.

- **Using node attribute:** Kmeans[15];
- **Using graph structure:** Spectral clustering[33], denoising autoencoder for graph embedding (DNGR)[34], and modularized nonnegative matrix factorization (M-NMF)[35];
- **Using both node attribute and graph structure:** Graph auto-encoders (GAE) and variational graph auto-encoders (VGAE)[14], marginalized graph autoencoder (MGAE)[36], adversarial regularized graph autoencoder (ARGAE) and adversarial variational regularized graph autoencoder (ARVGAE)[37], deep attentional embedding graph clustering (DAEGC)[10], graph attention auto-encoders (GATE)[30], and distribution-induced bidirectional generative adversarial network (DBGAN)[38].

TABLE II  
THE DETAILED CONFIGURATION OF THE PROPOSED DGEN

Network module	Layer	Output dimension	Heads
Global GAT Encoder	GAT-1	256	8(4 for CiteSeer)
	GAT-2	16	1
Local GAT Encoder	GAT-1	16	1
	GAT-2	10	1
GAT classifier	GAT-1	8	8
	GAT-2	Number of clusters	1(8 for PubMed)

*d) Implementation Details:* In our experiments, the ratio of selected nodes of NCPool is set to 0.6, and the hyperparameter  $\lambda$  is set to 10. Moreover, there are three main network modules in our DGEN. A detailed configurations of these network modules are given in Table II. Note that, the Local GAT Encoder is constructed with a 10-neuron embedding layer for all datasets, which is much smaller than the commonly used 64-neuron. Adam optimizer is used with learning rate  $\alpha = 0.001$  for GAT encoders, and  $\alpha = 0.0005$  for GAT classifier.

#### B. Comparison of Clustering Performance

*a) Evaluation Metrics:* The results on the five benchmark datasets are reported in Table III, where the top value is highlighted in red font and the second best in blue.  $X$ ,  $G$ , and  $G\&X$  indicate that the method uses only node attribute, graph structure, or both attribute and structure information, respectively. According to these results, we have the following observations: (1) our proposed method DGEN outperforms the competing methods on these benchmark datasets in most cases. For example, DGEN shows significant improvement over the base method GATE in ACC and ARI on Cora by a margin of around 11.3% and 11.5%, respectively; (2) methods using both node attribute and graph structure consistently obtain better performances than methods using only one type of information, which demonstrates that both the graph structure and node attribute contain useful information for graph clustering; (3) DGEN achieves competitive results than other GNN-based method, which indicates the feasibility of applying graph pooling to graph clustering and the effectiveness of our proposed NCPool. The second best baseline (DBGAN) indeed outperforms our DGEN in several cases. This, however, is achieved at the cost of a higher representation dimension.

*b) Visualization:* In order to show the superiority of the representation obtained by our method, we visualize the results of different methods on Cora and PubMed with t-SNE[32]. The results are shown in Fig. 2, where DGEN-G and DGEN-L denote the representation of global graph embedding  $H_g$  and local graph embedding  $Z$ , respectively. As can be seen from Fig. 2, our method can recover better cluster structure of data since it has smaller intra-cluster scatter and larger inter-cluster scatter. Our proposed NCPool method also proves effective since representation from DGEN-L has fewer intra-cluster error points than DGEN-G.

*c) Clustering capability of different graph pooling methods:* We have mentioned why current graph pooling methods are difficult to be applied to select nodes for clustering.

<sup>1</sup><https://linqs.soe.ucsc.edu/data>

<sup>2</sup><https://dblp.uni-trier.de>

<sup>3</sup><http://dl.acm.org/>



TABLE III  
PERFORMANCE COMPARISONS OF VARIOUS METHODS ON FIVE BENCHMARK DATASETS

Method	Info.	Cora			CiteSeer			PubMed			DBLP			ACM		
		ACC	NMI	ARI	ACC	NMI	ARI	ACC	NMI	ARI	ACC	NMI	ARI	ACC	NMI	ARI
K-means	X	0.500	0.317	0.239	0.544	0.312	0.285	0.580	0.278	0.246	0.387	0.115	0.070	0.673	0.324	0.306
Spectral	G	0.398	0.297	0.174	0.308	0.090	0.082	0.496	0.147	0.098	0.295	0.017	0.014	0.351	0.133	0.174
DNGR	G	0.419	0.318	0.142	0.326	0.180	0.043	0.468	0.153	0.059	0.496	0.187	0.154	0.551	0.213	0.266
M-NMF	G	0.423	0.256	0.161	0.336	0.099	0.070	0.470	0.084	0.058	0.503	0.110	0.187	0.604	0.189	0.291
GAE	G&X	0.530	0.397	0.293	0.380	0.174	0.141	0.632	0.249	0.246	0.612	0.308	0.220	0.845	0.554	0.595
VGAE	G&X	0.592	0.408	0.347	0.392	0.163	0.101	0.619	0.216	0.201	0.586	0.269	0.179	0.841	0.530	0.577
MGAE	G&X	0.684	0.511	0.448	0.661	0.412	0.414	0.593	0.282	0.248	0.627	0.313	0.237	0.872	0.617	0.608
ARGAE	G&X	0.640	0.449	0.352	0.573	0.350	0.341	0.681	0.276	0.291	0.379	0.107	0.105	0.825	0.479	0.544
ARVGAE	G&X	0.638	0.450	0.374	0.544	0.261	0.245	0.513	0.117	0.078	0.402	0.114	0.106	0.867	0.563	0.640
DAEGC	G&X	0.704	0.528	0.496	0.672	0.397	0.410	0.671	0.266	0.278	0.621	0.325	0.210	0.869	0.562	0.594
GATE	G&X	0.658	0.527	0.451	0.616	0.401	0.381	0.673	0.322	0.299	0.599	0.317	0.200	0.841	0.503	0.549
DBGAN	G&X	0.748	0.560	0.540	0.670	0.407	0.414	0.694	0.324	0.327	0.657	0.337	0.237	0.889	0.635	0.699
DGEN	G&X	0.771	0.576	0.566	0.686	0.430	0.445	0.695	0.297	0.320	0.667	0.340	0.306	0.890	0.629	0.708




Fig. 2. t-SNE visualizations of representations learned by various methods on Cora (top row) and PubMed (bottom row).

TABLE IV  
CLUSTERING RESULTS OF DIFFERENT GRAPH POOLING METHODS

Method	Cora			CiteSeer			PubMed		
	ACC	NMI	ARI	ACC	NMI	ARI	ACC	NMI	ARI
TopKPool	0.482	0.296	0.178	0.571	0.354	0.310	0.544	0.165	0.166
SAGPool	0.654	0.525	0.478	0.602	0.355	0.353	0.593	0.196	0.136
NCPool	0.771	0.576	0.566	0.686	0.430	0.445	0.695	0.297	0.320

To verify it, the NCPool is replaced with other two graph pooling methods and the results are given in Table IV. The experimental results demonstrate that NCPool can select nodes that are more cluster-friendly compared with the other two methods.

### C. Parameter sensitivity analysis

a) *Impact of hyperparameter  $\lambda$* : In our proposed model, there is a main hyperparameter  $\lambda$  that balances the reconstruction loss and clustering loss. In the following, we will analyze the sensitivity of this parameter in the proposed method. In the experiments, we tune  $\lambda$  from  $\{10^{-2}, 10^{-1}, 1, 10, 10^2, 10^3, 10^4\}$  and the ACC and NMI of the final clustering results with different  $\lambda$  are shown in Fig. 3.

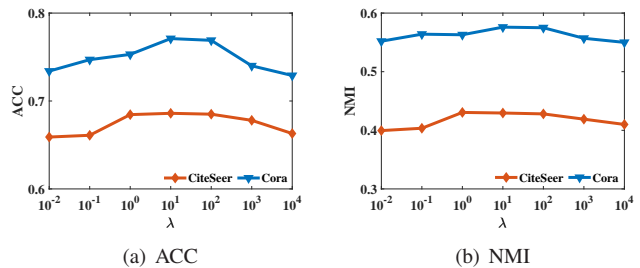


Fig. 3. Clustering results with different  $\lambda$ .

As shown in Fig. 3, when  $\lambda$  is between 10 and 100, the corresponding evaluation metrics ACC and NMI will largely remain constant.

b) *Impact of ratio of reserved nodes*: The current graph pooling methods usually set the ratio to 0.5. Since our goal is to learn the representations of nodes rather than representation of the graph, we do not use the common settings in our approach. We search it in the range of  $\{0.2, 0.3, 0.4, 0.5, 0.6, 0.7, 0.8, 0.9\}$ . And Fig. 4 shows the results of our method using different ratio of reserved nodes (taking CiteSeer as an example). It is observed that the

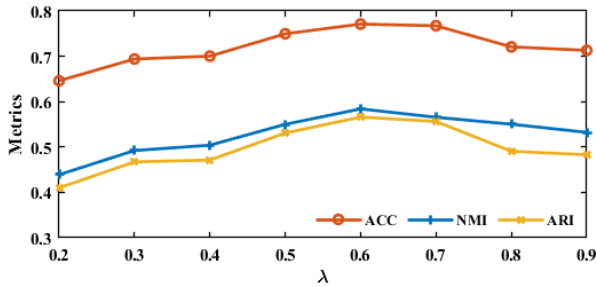


Fig. 4. The parameter effect of the ratio of reserved nodes.

TABLE V  
CLUSTERING RESULTS OF DIFFERENT GRAPH EMBEDDINGS

Method	Cora			CiteSeer			PubMed		
	ACC	NMI	ARI	ACC	NMI	ARI	ACC	NMI	ARI
DGEN-G	0.725	0.521	0.468	0.631	0.369	0.370	0.671	0.282	0.297
DGEN-L	0.819	0.660	0.661	0.717	0.468	0.488	0.782	0.413	0.498
DGEN	0.771	0.576	0.566	0.686	0.430	0.445	0.695	0.297	0.320

promising performance could be expected when the ratio of reserved nodes is between 0.6 and 0.7. The reason we cannot choose a smaller ratio as other graph pooling methods is that dropping too many nodes can lead to larger errors when classifying all nodes. Hence the ratio of selected nodes of NCPool is set to 0.6 for all datasets.

#### D. Model Analysis

a) *Effectiveness of spurious edges removal:* As mentioned before, spurious edges can weaken the discriminability of the learned node representations. To validate this, we compare the clustering results of the local node representations learned with or without spurious connections. Specifically, we compare the clustering results of the selected node representations(DGEN-s) and the representation of the corresponding nodes in the global graph embedding(DGEN-g). And the results are shown in Table V. It demonstrates that removing spurious edges can effectively improve the clustering performance of the learned representations.

b) *Validity of the step-wise clustering:* In our model, a two step strategy is used to obtain the clustering assignment of all nodes. Besides the classification step, the clustering assignment of all nodes can also be obtained by the adjacency relations. In order to show the superiority of our final classification step, we compare these two methods and the results are reported in Table VI, where DGEN-a refers to the final clustering results obtained by the adjacency relations. Obviously, it is more efficient to use classification step to obtain the final clustering results because obtaining the final clustering results based on adjacency requires spurious edge information, which can undermine the clustering performance.

#### IV. CONCLUSIONS

In this paper, we propose a dual graph embedding network(DGEN) to learn a more robust representation for graph clustering. Like most graph learning methods, we first learn the global graph embedding using the Global GAT Encoder.

TABLE VI  
RESULTS OF DIFFERENT GLOBAL NODES ASSIGNMENT METHODS

Method	Cora			CiteSeer			PubMed		
	ACC	NMI	ARI	ACC	NMI	ARI	ACC	NMI	ARI
DGEN-a	0.737	0.556	0.482	0.667	0.391	0.408	0.674	0.285	0.293
DGEN	0.771	0.576	0.566	0.686	0.430	0.445	0.695	0.297	0.320

To reduce the effect of spurious edges on graph clustering, we design a novel neighbor cluster pooling(NCPool), which can select informative subset of nodes and the corresponding edges. The pooling is based on the assumption that if a node and its nearest neighboring node are close to the same clustering center, this node is an informative node and the corresponding edge can be considered as a cluster-friendly edge. The Local GAT Encoder is then utilized to learn local graph embedding on the selected nodes and edges. To train the whole model, we apply self-optimizing clustering loss and reconstruction loss to make the learned representation more suitable for clustering. Then, conventional clustering algorithm K-means is performed on the selected node representations so as to obtain the local clustering assignments. Consequently, we use the local clustering assignments as labels to train a classifier that enables us to obtain the final clustering assignments of all nodes. Evaluation on several benchmark datasets demonstrates the effectiveness of DGEN comparing with diverse baselines.

#### REFERENCES

- [1] X. Zhang, C. Xu, X. Tian, and D. Tao, "Graph edge convolutional neural networks for skeleton-based action recognition," *IEEE Trans. Neural Networks Learn. Syst.*, vol. 31, no. 8, pp. 3047–3060, 2020.
- [2] Z. Ying, J. You, C. Morris, X. Ren, W. L. Hamilton, and J. Leskovec, "Hierarchical graph representation learning with differentiable pooling," in *NeurIPS*, 2018, pp. 4805–4815.
- [3] S. Dhelim, N. Aung, and H. Ning, "Mining user interest based on personality-aware hybrid filtering in social networks," *Knowl. Based Syst.*, vol. 206, p. 106227, 2020.
- [4] J. Shi and J. Malik, "Normalized cuts and image segmentation," *IEEE Trans. Pattern Anal. Mach. Intell.*, vol. 22, no. 8, pp. 888–905, 2000.
- [5] H. Wang, Y. Yang, and B. Liu, "GMC: graph-based multi-view clustering," *IEEE Trans. Knowl. Data Eng.*, vol. 32, no. 6, pp. 1116–1129, 2020.
- [6] T. N. Kipf and M. Welling, "Semi-supervised classification with graph convolutional networks," in *ICLR*, 2017.
- [7] P. Velickovic, G. Cucurull, A. Casanova, A. Romero, P. Liò, and Y. Bengio, "Graph attention networks," in *ICLR*, 2018.
- [8] M. Li, S. Chen, Y. Zhang, and I. W. Tsang, "Graph cross networks with vertex infomax pooling," in *NeurIPS*, 2020.
- [9] L. Li, Z. Gan, Y. Cheng, and J. Liu, "Relation-aware graph attention network for visual question answering," in *ICCV*, 2019, pp. 10312–10321.
- [10] C. Wang, S. Pan, R. Hu, G. Long, J. Jiang, and C. Zhang, "Attributed graph clustering: A deep attentional embedding approach," in *IJCAI*, 2019, pp. 3670–3676.
- [11] S. Fan, X. Wang, C. Shi, E. Lu, K. Lin, and B. Wang, "One2multi graph autoencoder for multi-view graph clustering," in *WWW*, 2020, pp. 3070–3076.
- [12] D. Bo, X. Wang, C. Shi, M. Zhu, E. Lu, and P. Cui, "Structural deep clustering network," in *WWW*, 2020, pp. 1400–1410.
- [13] J. Cheng, Q. Wang, Z. Tao, D. Xie, and Q. Gao, "Multi-view attribute graph convolution networks for clustering," in *IJCAI*, 2020, pp. 2973–2979.
- [14] T. N. Kipf and M. Welling, "Variational graph auto-encoders," *arXiv preprint*, vol. 1611.07308, 2016.
- [15] D. Arthur and S. Vassilvitskii, "k-means++: the advantages of careful seeding," in *SODA*, 2007, pp. 1027–1035.

- [16] M. Defferrard, X. Bresson, and P. Vandergheynst, "Convolutional neural networks on graphs with fast localized spectral filtering," in *NIPS*, 2016, pp. 3837–3845.
- [17] Y. Ma, S. Wang, C. C. Aggarwal, and J. Tang, "Graph convolutional networks with eigenpooling," in *Proceedings of the 25th ACM SIGKDD International Conference on Knowledge Discovery & Data Mining, KDD 2019, Anchorage, AK, USA, August 4-8, 2019*. ACM, 2019, pp. 723–731.
- [18] F. M. Bianchi, D. Grattarola, and C. Alippi, "Spectral clustering with graph neural networks for graph pooling," in *ICML*, 2020, pp. 874–883.
- [19] K. Gopinath, C. Desrosiers, and H. Lombaert, "Learnable pooling in graph convolution networks for brain surface analysis," *IEEE Transactions on Pattern Analysis and Machine Intelligence*, pp. 1–1, 2020.
- [20] H. Gao and S. Ji, "Graph u-nets," in *ICML*, 2019, pp. 2083–2092.
- [21] M. Li, S. Chen, Y. Zhang, and I. W. Tsang, "Graph cross networks with vertex infomax pooling," in *Advances in Neural Information Processing Systems 33: Annual Conference on Neural Information Processing Systems 2020, NeurIPS 2020, December 6-12, 2020, virtual*, 2020.
- [22] H. Gao, Y. Liu, and S. Ji, "Topology-aware graph pooling networks," *IEEE Transactions on Pattern Analysis and Machine Intelligence*, pp. 1–1, 2021.
- [23] Y. Hu, J. Gao, and C. Xu, "Learning dual-pooling graph neural networks for few-shot video classification," *IEEE Transactions on Multimedia*, pp. 1–1, 2020.
- [24] E. Ranjan, S. Sanyal, and P. P. Talukdar, "ASAP: adaptive structure aware pooling for learning hierarchical graph representations," in *AAAI*, 2020, pp. 5470–5477.
- [25] C. Chen, S. Qian, Q. Fang, and C. Xu, "Hapgn: Hierarchical attentive pooling graph network for point cloud segmentation," *IEEE Transactions on Multimedia*, pp. 1–1, 2020.
- [26] C. Cangea, P. Velickovic, N. Jovanovic, T. Kipf, and P. Liò, "Towards sparse hierarchical graph classifiers," *arXiv preprint*, vol. 1811.01287, 2018.
- [27] J. Lee, I. Lee, and J. Kang, "Self-attention graph pooling," in *ICML*, 2019, pp. 3734–3743.
- [28] X. Gao, W. Dai, C. Li, H. Xiong, and P. Frossard, "ipool–information-based pooling in hierarchical graph neural networks," *IEEE Trans. Neural Networks Learn. Syst.*, pp. 1–13, 2021.
- [29] R. A. Jarvis and E. A. Patrick, "Clustering using a similarity measure based on shared near neighbors," *IEEE Trans. comput.*, vol. 100, no. 11, pp. 1025–1034, 1973.
- [30] A. Salehi and H. Davulcu, "Graph attention auto-encoders," in *ICTAI*, 2020, pp. 989–996.
- [31] J. Xie, R. B. Girshick, and A. Farhadi, "Unsupervised deep embedding for clustering analysis," in *ICML*, 2016, pp. 478–487.
- [32] L. V. D. Maaten and G. Hinton, "Visualizing data using t-sne," *JMLR*, vol. 9, no. 2605, pp. 2579–2605, 2008.
- [33] A. Y. Ng, M. I. Jordan, and Y. Weiss, "On spectral clustering: Analysis and an algorithm," in *NIPS*, 2001, pp. 849–856.
- [34] S. Cao, W. Lu, and Q. Xu, "Deep neural networks for learning graph representations," in *AAAI*, 2016, pp. 1145–1152.
- [35] W. Xiao, C. Peng, W. Jing, P. Jian, Z. Wenwu, and Y. Shiqiang, "Community preserving network embedding," in *AAAI*, 2017, pp. 203–209.
- [36] C. Wang, S. Pan, G. Long, X. Zhu, and J. Jiang, "MGAE: marginalized graph autoencoder for graph clustering," in *ACMCIKM*, 2017, pp. 889–898.
- [37] S. Pan, R. Hu, G. Long, J. Jiang, L. Yao, and C. Zhang, "Adversarially regularized graph autoencoder for graph embedding," in *IJCAI*, 2018, pp. 2609–2615.
- [38] S. Zheng, Z. Zhu, X. Zhang, Z. Liu, J. Cheng, and Y. Zhao, "Distribution-induced bidirectional generative adversarial network for graph representation learning," in *CVPR*, 2020, pp. 7222–7231.