

Isomorphic unordered labeled trees up to substitution ciphering^{*}

Florian Ingels and Romain Azais

Laboratoire Reproduction et Développement des Plantes, Univ Lyon, ENS de Lyon,
UCB Lyon 1, CNRS, INRAE, Inria, F-69342, Lyon, France
{florian.ingels,romain.azais}@inria.fr

Abstract. Given two messages – as linear sequences of letters, it is immediate to determine whether one can be transformed into the other by simple substitution cipher of the letters. On the other hand, if the letters are carried as labels on nodes of topologically isomorphic unordered trees, determining if a substitution exists is referred to as marked tree isomorphism problem in the literature and has been show to be as hard as graph isomorphism. While the left-to-right direction provides the cipher of letters in the case of linear messages, if the messages are carried by unordered trees, the cipher is given by a tree isomorphism. The number of isomorphisms between two trees is roughly exponential in the size of the trees, which makes the problem of finding a cipher difficult by exhaustive search. This paper presents a method that aims to break the combinatorics of the isomorphisms search space. We show that in a linear time (in the size of the trees), we reduce the cardinality of this space by an exponential factor on average.

Keywords: Labeled Unordered Trees · Tree Isomorphism · Substitution cipher.

This paper is eligible for best student paper award.

1 Introduction

A *simple substitution cipher* is a method of encryption that transforms a sequence of letters, replacing each letter from the original message by another letter, not necessarily taken from the same alphabet [7].

Assume you have at your disposal two messages of the same length, and you want to determine if there exists a substitution cipher that transforms one message onto the other. This question is easily solved, as the cipher is induced by the order of letters. One letter after the other, you can build the cipher by mapping them, until (i) either you arrive at the end of the message, and the answer is Yes, (ii) either you detect an inconsistency in the mapping and the answer is No. Actually, this procedure induces an equivalence relation on messages of the same length: two messages are equivalent (isomorphic) if and

^{*} Supported by European Union H2020 project ROMI.

only if there is a cipher that transforms one message onto the other. See Fig. 1 for an illustration.

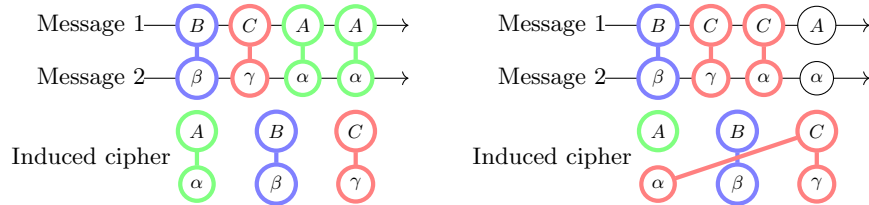


Fig. 1: Simple substitution cipher induced by the order of letters on two examples, one where the two messages are isomorphic (left), and one where there are not (right). In the latter, the last letter of both messages is ignored as an inconsistency is detected at the penultimate letter.

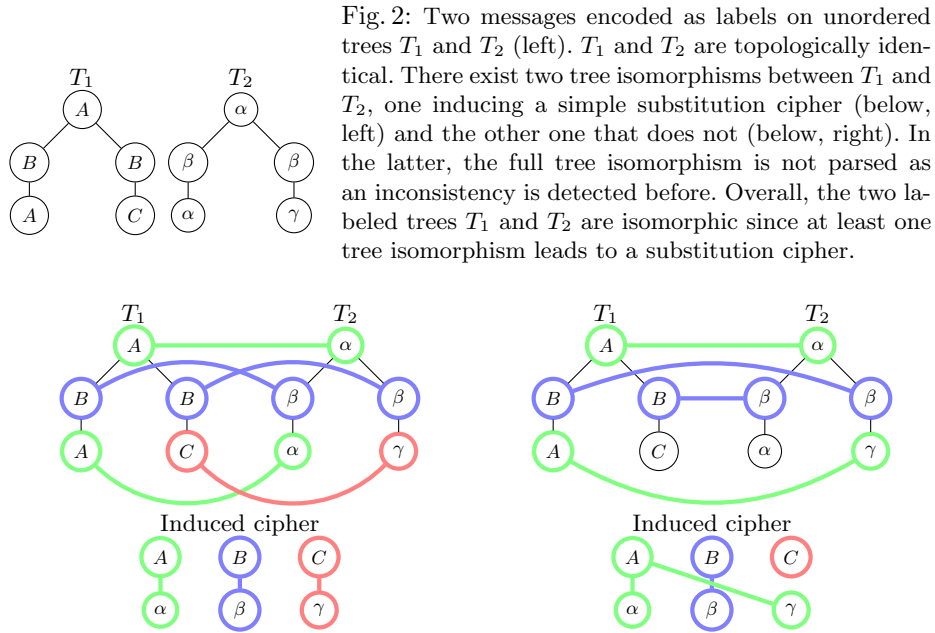
In this article, we are interested in the analogous problem of determining whether two messages are identical up to a substitution cipher, but instead of a linear sequence, the letters are placed as labels on nodes of unordered trees – i.e. for which the order among children of a same node is not relevant.

Instead of requiring that the two messages are of same length – as it was the case for sequences, we require that the two trees are *isomorphic*, i.e. they share the same topology. The reading order of letters is not induced by the sequence but by a *tree isomorphism*, that is a bijection between the nodes of both trees, that respect topology constraints. While the reading order is unique for sequences, for trees, the number of isomorphisms is given by a product of as many factorials as the number of nodes of the tree (see upcoming equation (1) and illustrative Fig. 4). Although this number depends highly on the topology, ignoring pathological cases, it is usually extremely large. To give an order of magnitude, for a million replicates of random recursive trees [14] of size 100, the average number of tree isomorphisms is 6.88×10^8 – with a median of 2.21×10^5 . The *tree ciphering isomorphism problem* can then be precised as:

“Given two isomorphic unordered trees, is there any tree isomorphism that induces a substitution cipher of the labels of one tree onto the other?”

This question induces an equivalence relation on trees: two topologically isomorphic unordered trees with labels are equivalent if and only if there exists a tree isomorphism that induces a substitution cipher on the labels that transforms one tree onto the other – see Theorem 1. The problem is formally introduced in this paper in Section 2, while an example is provided now in Fig. 2.

Determining if two trees are *topologically* isomorphic can be achieved within linear time via the so-called AHU algorithm [1, Ex. 3.2]. Determining if two labeled trees are isomorphic under the definition above is, on the other hand, a difficult problem. It is an instance of labeled graph isomorphism – see [13] and [6] – that was introduced under the name *marked tree isomorphism* in [4, Section 6.4], where it has been proved *graph isomorphism complete*, i.e. as hard



as graph isomorphism. The latter is still an open problem, where no proof of NP-completeness nor polynomial algorithm is known [10].

One classic family of algorithms trying to achieve graph isomorphism are *color refinement algorithms*, also known as Weisfeiler-Leman algorithms [12]. Both graphs are colored according to some rules, and the color histograms are compared afterwards : if they diverge, the graphs are not isomorphic. However, this test is incomplete in the sense that there exist non-isomorphic graphs that are not distinguished by the coloring. The distinguishability of those algorithms is constantly improved – see [8] for recent results – but does not yet answer the problem for any graph. Actually, AHU algorithm for topological tree isomorphism can be interpreted as a color refinement algorithm.

To address the tree ciphering isomorphism problem, one strategy is to explore the space of tree isomorphisms and look for one that induces a ciphering, if it exists. As stated earlier and as discussed in Section 2, such a search space is factorially large. This paper does not seek to solve the tree ciphering isomorphism problem, but rather to break the combinatorial complexity of the search space.

In Section 3, we present an algorithm fulfilling this objective. Even if it uses AHU algorithm, our method does not involve a color refinement process. Actually, we adopt a strategy that is more related to constrained matching problems in bipartite graphs [5,9]. In details, since we are building two isomorphisms simultaneously – one on trees and the other on labels – that must be compatible, the general idea is to use the constraints of one to make deductions about the other, and vice versa. For instance, whenever two nodes must be mapped together, so are their labels, and therefore you can eliminate all potential tree

isomorphisms that would have mapped those labels differently. When no more deductions are possible, our algorithm stops. To complete (if feasible) the two isomorphisms, and to explore the remaining space, different strategies can be considered, including, for example, backtracking. However, this is not the purpose of this paper which aims to break the combinatorial complexity of the space of tree isomorphisms compatible to substitution ciphering.

Finally, in Section 4, we show that our algorithm runs in linear time – at least experimentally. Moreover, we show on simulated data that it reduces on average the cardinality of the search space of an *exponential factor* – which shows the great interest of this approach especially considering its low computational cost.

2 Problem formulation

2.1 Tree isomorphisms

A (rooted) tree is a connected directed graph without cycle such that (i) there exists a special node called the root, which has no parent, and (ii) any node different from the root has exactly one parent. The parent of a node u is denoted by $\mathcal{P}(u)$, where its children are denoted as $\mathcal{C}(u)$. Trees are said to be unordered if the order among siblings is not significant. In a sequel, we use *tree* to designate an unordered rooted tree.

The *degree* of a node is defined as $\text{deg}(u) = \#\mathcal{C}(u)$, and the degree of a tree is $\text{deg}(T) = \max_{u \in T} \text{deg}(u)$. The leaves $\mathcal{L}(T)$ of a tree T are all the nodes without any children. The depth $\mathcal{D}(u)$ of a node u is the length of the path between u and the root. The depth $\mathcal{D}(T)$ of T is the maximal depth among all nodes. For any node u of T , we define the *subtree* $T[u]$ rooted in u as the tree composed of u and all of its descendants.

Let T_1 and T_2 be two trees.

Definition 1. A bijection $\varphi : T_1 \rightarrow T_2$ is a tree isomorphism if and only if, for any $u, v \in T_1$, if u is a child of v in T_1 , then $\varphi(u)$ is a child of $\varphi(v)$ in T_2 ; in addition, roots must be mapped together.

We can define $\text{Isom}(T_1, T_2)$ as the set of all tree isomorphisms between T_1 and T_2 . If this set is not empty, then T_1 and T_2 are *topologically isomorphic* and we denote $T_1 \equiv T_2$. It is well known that \equiv is an equivalence relation over the set of trees [11, Chapter 4]. Fig. 3 provides an example of tree isomorphism.

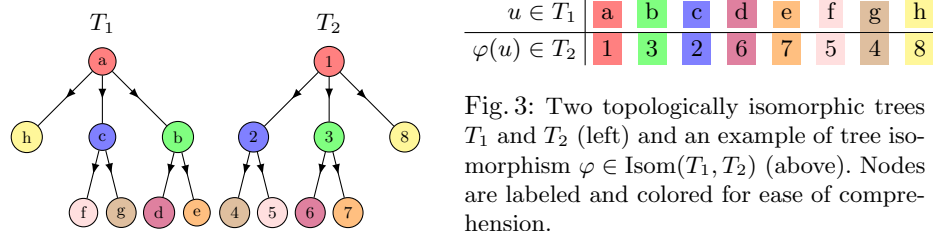


Fig. 3: Two topologically isomorphic trees T_1 and T_2 (left) and an example of tree isomorphism $\varphi \in \text{Isom}(T_1, T_2)$ (above). Nodes are labeled and colored for ease of comprehension.

The class of equivalence of node $u \in T_i$ under \equiv – denoted by $[u]$ – is the set of all nodes $v \in T_i$ such that $T_i[u] \equiv T_i[v]$. So-called AHU algorithm [1, Ex. 3.2] assigns in a bottom-up manner to each node u of both trees a color that represents $[u]$. The algorithm can thereby conclude in linear time whether two trees are isomorphic, if and only if their roots are identically colored.

Any tree isomorphism $\varphi : T_1 \rightarrow T_2$ maps $u \in T_1$ onto $v = \varphi(u) \in T_2$ only if $[u] = [v]$. Thus, all tree isomorphisms can be – recursively from the root – obtained by swapping nodes (i) of same equivalence class and (ii) children of a same node. Consequently, the number of tree isomorphisms between T_1 and T_2 depends only on the class of equivalence of T_1 (equivalently T_2), and will be denoted by $N_{\equiv}(T_1)$. For any tree T , we have

$$N_{\equiv}(T) = \prod_{u \in T} \prod_{q \in \{[v] : v \in \mathcal{C}(u)\}} (\#\{v \in \mathcal{C}(u) : [v] = q\})!. \tag{1}$$

An example is provided in Fig. 4.

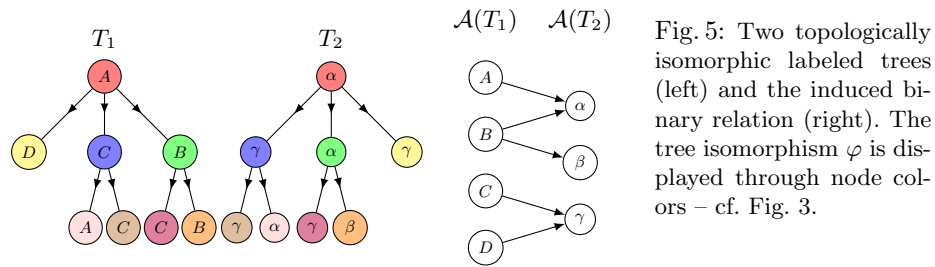
2.2 Tree cipherings

We now assume that each node of a tree carries a *label*. Let T be a tree and $u \in T$; we denote by \bar{u} the label of node u . The alphabet of T , denoted by $\mathcal{A}(T)$, is defined as $\mathcal{A}(T) = \cup_{u \in T} \bar{u}$. We say that T is a labeled tree.

Let T_1 and T_2 be two topologically isomorphic labeled trees and $\varphi \in \text{Isom}(T_1, T_2)$. φ naturally induces a binary relation R_φ over sets $\mathcal{A}(T_1)$ and $\mathcal{A}(T_2)$, defined as

$$\forall x \in \mathcal{A}(T_1), \forall y \in \mathcal{A}(T_2), x R_\varphi y \iff \exists u \in T_1, (x = \bar{u}) \wedge (y = \overline{\varphi(u)}).$$

Fig. 5 illustrates this induced binary relation on an example.



Such a relation R_φ is said to be a bijection if and only if for any $x \in \mathcal{A}(T_1)$, there exists a unique $y \in \mathcal{A}(T_2)$ so that $x R_\varphi y$, and conversely if for any $y \in \mathcal{A}(T_2)$, there exists a unique $x \in \mathcal{A}(T_1)$ so that $x R_\varphi y$. This is not the case

of the relation induced by the example in Fig. 5, since C and D are both in relation to γ , and also B is in relation to both α and β .

When R_φ is a bijection, we can define a bijective function $f_\varphi : \mathcal{A}(T_1) \rightarrow \mathcal{A}(T_2)$ by $f_\varphi(x) = y \iff x R_\varphi y$. This function is called a *substitution cipher* (following the analogy developed in the introduction) and verifies $\forall u \in T_1, f_\varphi(\bar{u}) = \overline{\varphi(u)}$.

Definition 2. $\varphi \in \text{Isom}(T_1, T_2)$ is said to be a tree ciphering if and only if R_φ is a bijection; in which case we denote $T_1 \xrightarrow{\varphi} T_2$.

Let us denote by $\text{Cipher}(T_1, T_2)$ the set of tree cipherings between T_1 and T_2 . If $\text{Cipher}(T_1, T_2)$ is not empty, then we write $T_1 \sim T_2$ and say that T_1 and T_2 are *isomorphic by substitution ciphering*, since the following results holds.

Theorem 1. \sim is an equivalence relation over the set of labeled trees.

Proof. The proof is deferred to Appendix A.

Remark 1. It is possible to be more restrictive on the choices of substitution ciphers. Let (G, \circ) be a subgroup of the bijections between $\mathcal{A}(T_1)$ and $\mathcal{A}(T_2)$. Then, if we replace “ R_φ is a bijection” in Definition 2 by “ $R_\varphi \in G$ ”, the induced relation \sim_G is also an equivalence relation. With $G = \{\text{Id}\}$, $T_1 \sim_G T_2$ means $T_1 \equiv T_2$ plus equality of labels. It is actually the definition adopted for labeled tree isomorphism in [3, Section 5.1].

Determining if $T_1 \sim T_2$ implies to find $\varphi \in \text{Isom}(T_1, T_2)$ such that φ is also in $\text{Cipher}(T_1, T_2)$. Therefore, the cardinality of the search space is given by (1), and is potentially exponentially large compared to the size of the trees. In the sequel of the paper, we present an algorithm that aims to break this cardinality.

3 Breaking down the combinatorial complexity

Let be two labeled trees T_1 and T_2 . To build a tree ciphering between T_1 and T_2 (if only it exists), a strategy is to ensure that $T_1 \equiv T_2$, and then explore $\text{Isom}(T_1, T_2)$, whose cardinality is given by (1). Since AHU algorithm [1, Ex. 3.2] solves the problem of determining whether $T_1 \equiv T_2$ in linear time, as well as assigning to each node u its equivalence class $[u]$ under \equiv , we use AHU as a preprocessing step.

In the case of linear messages, illustrated in Fig. 1, the isomorphism on labels is induced by the reading order, starting with the first letter. In our case, we know that the roots have to be mapped together and we start here. At each step of the algorithm, we will add elements to the two bijections we aim to build: φ for the nodes and f for the labels. We present in Subsection 3.1 how to update those bijections, with the EXTBIJ procedure.

Besides, the topological constraints imposed by tree isomorphism allow to sort the nodes of the trees and to group them by susceptibility to be mapped together. In Subsection 3.2, we introduce two concepts, bags and collections, that

reflects this grouping mechanism. The actual mapping of nodes is performed by the procedure MAPNODES, introduced in Subsection 3.3.

Finally, the precise course of the algorithm is presented in Subsection 3.4. Starting by grouping all the nodes together, we successively add topological filters to refine the groups of nodes. Whenever possible, if a filter allows us to deduce that two nodes should be mapped together, we do so, thus reducing the cardinality of the remaining possibilities. The last filter checks constraints on labels and allows a last phase of deductions, before concluding the algorithm – whose analysis is discussed in Section 4.

The course of the algorithm is illustrated through an example in Appendix B.

3.1 Extension of a bijection

During the execution of the algorithm, we construct two mappings: φ for the nodes, and f for the labels. They start as empty mappings $\emptyset \mapsto \emptyset$, and will be updated through time. They must remain bijective at all times, and the rules for updating them are presented here.

A partial bijection ψ from E to F is an injective function from a subset S_ψ of E to F . Let $a \in E$ and $b \in F$; suppose we want to determine if the couple (a, b) is compatible with ψ – in the sense that it respects (or does not contradict) the partial bijection. First, if $a \in S_\psi$, then b must be equal to $\psi(a)$. Otherwise, if $a \notin S_\psi$, then b must not be in the image of ψ , i.e. $\forall s \in S_\psi, \psi(s) \neq b$. If those conditions are respected, then (a, b) is compatible with ψ ; furthermore, if $a \notin S_\psi$, then we can extend ψ on $S_\psi \cup \{a\}$ by defining $\psi(a) = b$ so that ψ remains a partial bijection. Formally, for any $a \in E$ and $b \in F$, with ψ a partial bijection from E to F , we define

$$\text{EXTBIJ}(a, b, \psi) = (a \in S_\psi \implies \psi(a) = b) \wedge (a \notin S_\psi \implies \forall s \in S_\psi, \psi(s) \neq b);$$

so that $\text{EXTBIJ}(a, b, \psi)$ returns \top if and only if the couple (a, b) is compatible with the partial bijection ψ . For the sake of brevity, we assume that the function EXTBIJ also extends the partial bijection in the case $a \notin S_\psi$ by defining $\psi(a) = b$ – naturally only if the function returned \top .

EXTBIJ will be used in the sequel to update both partial bijections φ (from T_1 to T_2) and f (from $\mathcal{A}(T_1)$ to $\mathcal{A}(T_2)$). However, if one uses the restricted substitution ciphers presented in Remark 1, one must design a specific version of EXTBIJ to update f , accounting for the desired properties.

3.2 Bags and collections

Remark that if two nodes $u \in T_1$ and $v \in T_2$ are mapped together via φ , then they must share a number of common features: (i) $\mathcal{D}(u) = \mathcal{D}(v)$, (ii) $[u] = [v]$, (iii) $f_\varphi(\bar{u}) = \bar{v}$, and (iv) $\varphi(\mathcal{P}(u)) = \mathcal{P}(v)$. Our goal is to gather together nodes that share such common features. For this purpose, we introduce the concepts of bags and collections.

We recall that a partition P of a set X is a set of non-empty subsets P_i of X such that every element $x \in X$ is in exactly one of these subsets P_i . Let P (resp. Q) be a partition of the nodes of T_1 (resp. T_2).

A bag B is a couple (P_i, Q_j) such that $P_i \in P, Q_j \in Q$ and $\#P_i = \#Q_j$ – this number is denoted by $\#B$. A bag contains nodes that share a number of common features, and are therefore candidates to be mapped together. If a bag is constructed such that P_i and Q_j each contain a single element, then those elements should be unambiguously mapped together – via the function `MAPNODES` that will be introduced in the next subsection. Formally, this rule is expressed as:

Deduction Rule 1. *While there exist bags $B = (P_i, Q_j)$ with $P_i = \{u\}$ and $Q_j = \{v\}$, call `MAPNODES(u, v, φ, f)` – and delete B .*

A collection C gathers several P_i 's and Q_j 's, that are candidates to form bags. Formally, $C : \mathbb{N} \rightarrow 2^P \times 2^Q$ with $C(n) = (\{P_i, i \in I\}, \{Q_j, j \in J\})$ – possibly $I = J = \emptyset$ – such that, denoting the components by $C_1(n)$ and $C_2(n)$,

- (i) $\forall n, \#C_1(n) = \#C_2(n)$;
- (ii) $\forall n, \forall P_i \in C_1(n), \#P_i = n$ and $\exists a \in \mathcal{A}(T_1), \forall u \in P_i, \bar{u} = a$;
- (iii) $\forall n, \forall Q_j \in C_2(n), \#Q_j = n$ and $\exists b \in \mathcal{A}(T_2), \forall v \in Q_j, \bar{v} = b$.

We denote by $\#C(n)$ the common cardinality of (i); and $\overline{P_i}$ and $\overline{Q_j}$ the common labels of (ii) and (iii). Note that the number of n 's such that $\#C(n) > 0$ is finite.

The elements of $C_i(n)$, since they share the same cardinality n , are candidates to form bags together. If $\#C(n) = 1$, we can form a bag with the two elements of $C_1(n)$ and $C_2(n)$:

Deduction Rule 2. *While there exist collections C and integers n for which $C(n) = (\{P_i\}, \{Q_j\})$; if `EXTBIJ($\overline{P_i}, \overline{Q_j}, f$)`, create bag (P_i, Q_j) and delete $C(n)$ – otherwise stop and conclude that $T_1 \not\sim T_2$.*

As it will be described later on, each subset P_i or Q_j will belong to either a bag or a collection. Any node u will either be already mapped in φ , or attached to one bag or collection through the partitions. We denote by $p(u)$ the function that returns the bag or collection in which u belongs to, if any. We denote by \mathbb{B} the set of all bags, and by \mathbb{C} the set of all collections.

3.3 Mapping Nodes

We now present with Algorithm 1 the function `MAPNODES` that performs the mapping between nodes, while updating φ, f, \mathbb{B} and \mathbb{C} . The latter two, \mathbb{B} and \mathbb{C} , are considered to be “global” variables and are therefore not included in the pseudocode provided.

Once two nodes u and v are mapped, the topology constraints impose that $\mathcal{P}(u)$ and $\mathcal{P}(v)$ are mapped together, if not already the case, but also $\mathcal{C}(u)$ and $\mathcal{C}(v)$. These children are either (i) already mapped – and there is nothing to do, or (ii) in bags or collections potentially containing other nodes with which

they can no longer be mapped – since their parents are not. In the latter case, it is then necessary to separate the children of u and v from these bags and collections. The procedure `SPLITCHILDREN` aims to do that, in the following manner. For each P_i (resp. Q_j) in the current partitions of nodes such that $P_u = P_i \cap \mathcal{C}(u) \neq \emptyset$ (resp. $Q_v = Q_j \cap \mathcal{C}(v) \neq \emptyset$):

- Either (P_i, Q_j) forms a bag, in which case we delete it and create instead two new bags formed by (P_u, Q_v) and $(P_i \setminus P_u, Q_j \setminus Q_v)$.
- Either there exists a collection C so that $P_i \in C_1(n)$ and $Q_j \in C_2(n)$ – with $n = \#P_i = \#Q_j$. In which case, we remove them from their set $C_i(n)$, and add instead P_u (resp. Q_v) to $C_1(q)$ (resp. $C_2(q)$) – with $q = \#P_u = \#Q_v$ – and $P_i \setminus P_u$ (resp. $Q_j \setminus Q_v$) to $C_1(n - q)$ (resp. $C_2(n - q)$). Note that this splitting operation changes the sets $C_i(\cdot)$ and therefore we need to apply Deduction Rule 2 to check whether some bags are to be created or not.

At any time, if `MAPNODES` returns \perp , then we can immediately conclude that $T_1 \not\sim T_2$ and stop. Similarly, if the procedure `SPLITCHILDREN` leads to the creation of a pathological object (e.g. a bag where $\#P_i \neq \#Q_j$), we can also conclude that $T_1 \not\sim T_2$ and stop. We can conclude that $T_1 \sim T_2$ only when all nodes have been mapped.

3.4 The algorithm

Let T_1 and T_2 be two labeled trees; we assume that $T_1 \equiv T_2$. Let $\varphi : \emptyset \mapsto \emptyset$ and $f : \emptyset \mapsto \emptyset$. We start with no collections and a single bag containing all nodes of T_1 and T_2 . The general idea is to build a finer and finer partition of the nodes (by applying successive filters), and mapping nodes whenever possible to build the two isomorphisms considered – if they exist: φ and f .

An example of execution of the algorithm can be found in Appendix B.

Depth We partition the only bag $B = (T_1, T_2)$, defining $T_i(d) = \{u \in T_i : \mathcal{D}(u) = d\}$ for $d = 0, \dots, \mathcal{D}(T_i)$. We delete B from \mathbb{B} and for each d , we create a new bag $(T_1(d), T_2(d))$. Then, apply Deduction Rule 1. Note that since `SPLITCHILDREN` modifies bags after mapping two nodes, the number of bags meeting the prerequisite of the mapping deduction rule can vary through the

Algorithm 1: MAPNODES

Input: $u \in T_1, v \in T_2, \varphi, f$
if `EXTBIJ`(\bar{u}, \bar{v}, f) **and** `EXTBIJ`(u, v, φ)
then
 Delete u from $p(u)$ and v from $p(v)$
 `SPLITCHILDREN`(u, v)
 if $(\mathcal{P}(u), \mathcal{P}(v)) \notin \mathcal{G}_\varphi$ **then**
 | Return `MAPNODES`($\mathcal{P}(u), \mathcal{P}(v), \varphi, f$)
 else
 | Return \top
else
 | Return \perp

iterations. At this step, since the roots are the only nodes with depth of 0, they must be mapped together, and the deduction rule is then applied at least once.

Parents and children signature For each bag $B = (S_1, S_2)$ in \mathbb{B} , we partition S_1 and S_2 by shared parent, i.e. we define $S_i(v) = \{u \in S_i : \mathcal{P}(u) = v\}$. For any such a parent v , we define its children signature $\sigma(v)$ as the multiset $\sigma(v) = \{[u] : u \in \mathcal{C}(v)\}$. Nodes from $S_1(v)$ and $S_2(v')$ should be mapped together only if $\sigma(v) = \sigma(v')$. We then group the nodes by signature – losing at the same time the parent information, but which will be recovered through the function `MAPNODES` – and define $S_i(s) = \cup_{\sigma(v)=s} S_i(v)$. We then create new bags $(S_1(s), S_2(s))$ for each such s , and finally delete B .

Once all bags have been partitioned, apply again Deduction Rule 1.

Equivalence class under \equiv For each remaining bag $B = (S_1, S_2)$ in \mathbb{B} , we partition S_1 and S_2 by equivalence class under \equiv , i.e. we define $S_i(c) = \{u \in S_i : [u] = c\}$. We then create new bags $(S_1(c), S_2(c))$ for each such c , and finally delete B .

Once all bags have been partitioned, apply again Deduction Rule 1.

Labels For each remaining bag $B = (S_1, S_2)$ in \mathbb{B} , we now look at the labels of nodes in S_1 and S_2 . We define $S_i(a) = \{u \in S_i : \bar{u} = a\}$. Some of these labels may have been seen previously and may be already mapped in f , in which case we can form bags with the related sets $S_i(a)$. Formally, we apply the following deduction rule.

Deduction Rule 3. *While there exist two sets (of same cardinality) $S_1(a)$ and $S_2(b)$ with $f(a) = b$, create bag $(S_1(a), S_2(b))$. If only one of the two sets exists ($S_1(a)$ with $a \in D_f$ or $S_2(b)$ with $b \in I_f$) but not its counterpart, we can conclude that $T_1 \not\sim T_2$ and stop.*

The remaining $S_i(a)$ are to be mapped together. However, since we do not know the mapping between their labels, we cannot yet regroup them in bags. We create instead a collection C that contains all those $S_i(a)$, and delete bag B .

Once all bags have been partitioned, either in new bags or in collections, apply Deduction Rule 2. Since this rule maps new labels between them, new bags may be created by virtue of Deduction Rule 3. Consequently, Deduction Rule 3 should be applied every time a bag is created by Deduction Rule 2 – including during the `SPLITCHILDREN` procedure. Finally, apply again Deduction Rule 1.

4 Analysis of the algorithm

The analysis presented here is based on theoretical considerations and numerical simulations of labeled trees. For several given n and \mathcal{A} , we generated 500 couples (T_1, T_2) as follows. To create T_1 , we generate a random recursive tree [14] of size n , and assign a label, randomly chosen from the alphabet \mathcal{A} , to each node. We build T_2 as a copy of T_1 , before randomly shuffling the children of each node. In this case, $T_1 \sim T_2$. To get $T_1 \not\sim T_2$, we choose a node u of T_2 at random and

replace its label by another one, drawn among $\mathcal{A}(T_1) \setminus \{\bar{u}\}$ – this is the most difficult case to determine if $T_1 \not\sim T_2$. The results are gathered in Figs. 6 and 8 and discussed later in the section. Remarkably, in terms of computation times and combinatorial complexity, they seem to mostly depend on n , and not $\#\mathcal{A}$.

4.1 The algorithm is linear

In spite of an intricate back and forth structure between nodes, bags and collections (notably through deduction rules and the SPLITCHILDREN procedure), our algorithm is linear, in the following sense.

Proposition 1. *The number of calls to the function MAPNODES is bounded by the size of the trees.*

Proof. Each call to MAPNODES strictly reduces by one, in each tree, the number of nodes remaining to be mapped – and thus present among the bags and collections. As a result, MAPNODES cannot be called more times than the total number of nodes – including the recursive calls of MAPNODES on the parents.

It is important to note, however, that this does not guarantee the overall linearity of the algorithm. Indeed, the complexity of a call to MAPNODES depends on the number of deductions that will be made, notably through the SPLITCHILDREN procedure.

Nevertheless, it seems that this variation regarding the deductions is compensated globally, since experimentally, as shown in Fig. 6a, in the case $T_1 \sim T_2$, it appears quite clearly that the total computation time for the preprocessing phase is linear in the size of the trees. In the case $T_1 \not\sim T_2$, the algorithm allows to conclude negatively in a sublinear time on average – as shown in Fig. 6b.

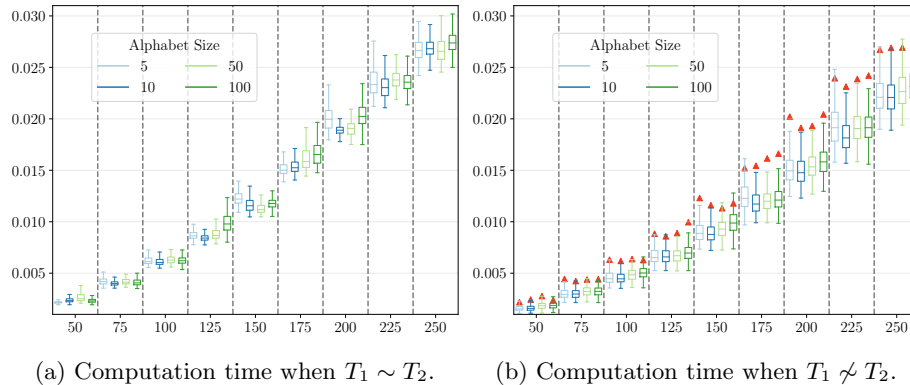


Fig. 6: Computation time (in s) for the execution of the algorithm of Subsection 3.4, according to the size of the considered trees. The different sizes of alphabet are displayed with different colors. In Fig. 6b, the red triangles indicate the average value of the corresponding computation time in the case $T_1 \sim T_2$ (estimated from Fig. 6a)

4.2 The algorithm reduces the complexity by an exponential factor on average

At any moment during the execution of the algorithm, given \mathbb{B} and \mathbb{C} , we can deduce the current size of the search space. Indeed, for each bag B , there are $(\#B)!$ ways to map the nodes between them (not all of them necessarily leading to a tree isomorphism); for a collection C and for given n , there are $(\#C(n))!$ ways to create bags, each giving $n^{\#C(n)}$ possible mappings. The overall number of mappings associated to $C(n)$ is then given by $(n!)^{\#C(n)}(\#C(n))!$. Let us define the size of the current search space as

$$N(\mathbb{B}, \mathbb{C}) = \prod_{B \in \mathbb{B}} (\#B)! \prod_{C \in \mathbb{C}} \left(\prod_n (n!)^{\#C(n)} (\#C(n))! \right)$$

Applying the deduction rules does not reduce this number at first sight – since we transform into bags collections with $\#C(n) = 1$ and we map nodes when $\#B = 1$. On the other hand, each call to SPLITCHILDREN reduces this number. Indeed, for each bag or collection where a child of the mapped nodes appears, this object is divided into two parts, breaking the associated factorial:

- A bag with $(p + q)$ elements cut into two bags of size p and q reduces the size of the space by a factor of $\binom{p+q}{p}$.
- An element of $C(p + q)$ cut into two elements of size p and q induces that $\#C(n)$ decreases by 1, and both $\#C(p)$ and $\#C(q)$ increase by 1. Overall, the size of the search space is modified by a factor of $\binom{p+q}{p} \frac{\#C(p+q)}{(\#C(p)+1)(\#C(q)+1)}$.

Each filter during the execution of the algorithm, that consists in splitting each bag into several ones has also the same effect on the overall cardinality. We can measure the evolution of the size of the search space by looking at the log-ratio $r(\mathbb{B}, \mathbb{C})$, defined as follows – with $N_{\equiv}(T_1)$ as in (1):

$$r(\mathbb{B}, \mathbb{C}) = \log_{10} \frac{N(\mathbb{B}, \mathbb{C})}{N_{\equiv}(T_1)}$$

The search space is reduced if and only if $r(\mathbb{B}, \mathbb{C})$ is a negative number. It should be noted that we start the algorithm with a space size of $(\#T_1)!$, i.e. much more than $N_{\equiv}(T_1)$: the initial log-ratio is then positive. Note that despite having an initial search space bigger than $\text{Isom}(T_1, T_2)$, the algorithm cannot build a bijection that is not a tree isomorphism. The first topological filters (depth, parents, equivalence class) bring the log-ratio close to 0 – as illustrated in Fig. 7 with 500 replicates of random trees of size 100 and an alphabet of size 5.

In more details, if we denote by $r_{\text{final}}(\mathbb{B}, \mathbb{C})$ the log-ratio after the last filter on labels, Fig. 8 provides a closer look at the results, and we can see that apart from pathological exceptions obtained with small trees, the log-ratio is always a negative number, so the algorithm does reduce the search space.

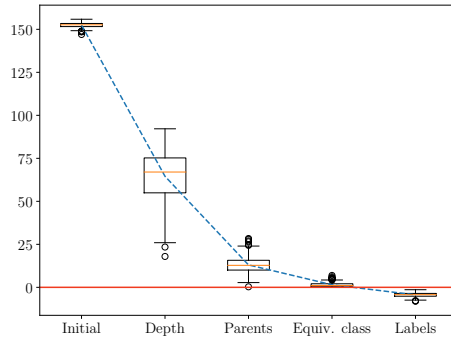


Fig. 7: Evolution of $r(\mathbb{B}, \mathbb{C})$ when $T_1 \sim T_2$.

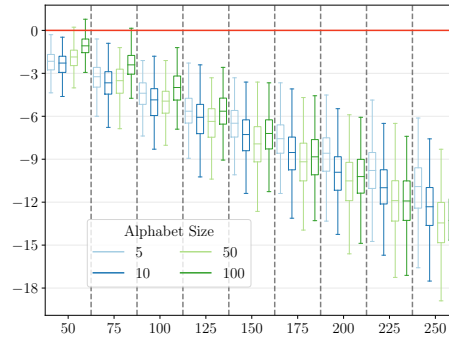


Fig. 8: $r_{\text{final}}(\mathbb{B}, \mathbb{C})$ when $T_1 \sim T_2$, according to the size of the considered trees. The different sizes of alphabet are displayed with different colors.

As a conclusion, we observe that the search space is reduced on average of an exponential factor and that this factor seems linear in the size of the tree. In other words, it seems that the larger the trees considered, the more exponentially the search space is reduced – which is a remarkable property and justifies the interest of our method, especially given its low computational cost.

Implementation The algorithm presented in this paper has been implemented as a module of the Python library `treex` [2].

Acknowledgements The authors would like to thank three anonymous reviewers for their valuable comments on the first version of this manuscript.

References

1. Aho, A.V., Hopcroft, J.E., Ullman, J.D.: The design and analysis of computer algorithms. Reading (1974)
2. Azaïs, R., Cerutti, G., Gemmerlé, D., Ingels, F.: Treex: a python package for manipulating rooted trees. *Journal of Open Source Software* **4**(38), 1351 (2019)
3. Azaïs, R., Ingels, F.: The weight function in the subtree kernel is decisive. *Journal of Machine Learning Research* **21**, 1–36 (2020)
4. Booth, K.S., Colbourn, C.J.: Problems polynomially equivalent to graph isomorphism. Computer Science Department, Univ. (1979)
5. Canzar, S., Elbassioni, K., Klau, G.W., Mestre, J.: On tree-constrained matchings and generalizations. *Algorithmica* **71**(1), 98–119 (2015)
6. Champin, P.A., Solnon, C.: Measuring the similarity of labeled graphs. In: *International Conference on Case-Based Reasoning*. pp. 80–95. Springer (2003)
7. Gardner, M.: Codes, ciphers and secret writing. Courier Corporation (1984)
8. Grohe, M., Schweitzer, P., Wiebking, D.: Deep Weisfeiler Leman. In: *Proceedings of the 2021 ACM-SIAM Symposium on Discrete Algorithms (SODA)*. pp. 2600–2614. SIAM (2021)
9. Mastrolilli, M., Stamoulis, G.: Constrained matching problems in bipartite graphs. In: *International Symposium on Combinatorial Optimization*. pp. 344–355. Springer (2012)

10. Schöning, U.: Graph isomorphism is in the low hierarchy. In: Annual Symposium on Theoretical Aspects of Computer Science. pp. 114–124. Springer (1987)
11. Valiente, G.: Algorithms on trees and graphs. Springer Science & Business Media (2002)
12. Weisfeiler, B., Leman, A.: The reduction of a graph to canonical form and the algebra which appears therein. NTI, Series **2**(9), 12–16 (1968)
13. Zemlyachenko, V.N., Korneenko, N.M., Tyshkevich, R.I.: Graph isomorphism problem. Journal of Soviet Mathematics **29**(4), 1426–1481 (1985)
14. Zhang, Y., Zhang, Y.: On the number of leaves in a random recursive tree. Brazilian Journal of Probability and Statistics pp. 897–908 (2015)

A Proof of Theorem 1

We begin with some preliminary reminders. Let R be a relation over sets E and F . R is a bijection if and only if $\forall x \in E, \exists! y \in F, x R y$ and $\forall y \in E, \exists! x \in E, x R y$.

Let R be a relation over sets E and F ; the converse relation R^{-1} over sets F and E is defined as $y R^{-1} x \iff x R y$. If R is a bijection, then so is R^{-1} .

Let R be a relation over sets E and F ; and S a relation over sets F and G . The composition of R and S , denoted by $S \circ R$, is a relation over E and G , and defined as $x (S \circ R) z \iff \exists y \in F, (x R y) \wedge (y S z)$. If R and S are bijections, then so is $S \circ R$.

We now begin the proof. Let T_1, T_2 and T_3 be trees such that $T_1 \xrightarrow{\varphi} T_2$ and $T_2 \xrightarrow{\psi} T_3$. It should be clear that trivially, $T_1 \xrightarrow{\text{Id}} T_1$. We aim to prove the following:

$$T_1 \xrightarrow{\psi \circ \varphi} T_3 \text{ and } T_2 \xrightarrow{\varphi^{-1}} T_1.$$

First of all, it is trivial that $\psi \circ \varphi \in \text{Isom}(T_1, T_3)$. The proof then follows directly from the reminders above and the two following lemmas:

Lemma 1. $R_{\psi \circ \varphi} = R_{\psi} \circ R_{\varphi}$.

Proof. Let $x \in \mathcal{A}(T_1)$ and $z \in \mathcal{A}(T_3)$. It suffices to show

$$x R_{\psi \circ \varphi} z \iff \exists y \in \mathcal{A}(T_2), x R_{\varphi} y \wedge y R_{\psi} z.$$

\implies There exists $u \in T_1$ so that $x = \bar{u}$ and $z = \overline{(\psi \circ \varphi)(u)}$. Let $v = \varphi(u)$ and $y = \bar{v}$; then $\bar{u} R_{\varphi} \bar{v}$, so $x R_{\varphi} y$; similarly $\bar{v} R_{\psi} \overline{\psi(v)}$ leads to $y R_{\psi} z$.

\impliedby There exists $u \in T_1$ so that $\bar{u} = x$ and $y = \overline{\varphi(u)}$. Let $v = \varphi(u)$. As $y R_{\psi} \overline{\psi(v)}$, then $\overline{\psi(v)} = z$ and it follows $x R_{\psi \circ \varphi} z$.

Lemma 2. $R_{\varphi}^{-1} = R_{\varphi^{-1}}$.

Proof. Let $x \in \mathcal{A}(T_1)$ and $y \in \mathcal{A}(T_2)$. It suffices to show $x R_{\varphi} y \iff y R_{\varphi^{-1}} x$.

\implies There exists $u \in T_1$ so that $x = \bar{u}$ and $y = \overline{\varphi(u)}$. Let $v = \varphi(u)$. Since $u = \varphi^{-1}(v)$, $y R_{\varphi^{-1}} x$.

\impliedby There exists $v \in T_2$ so that $\bar{v} = y$ and $x = \overline{\varphi^{-1}(v)}$. Let $u = \varphi^{-1}(v)$. Since $v = \varphi(u)$, $x R_{\varphi} y$.

B Example of execution of the algorithm of Section 3

We illustrate here the algorithm presented in Section 3 on an example, namely the trees of Fig. 9. In addition to detailed explanations for each filter operation, a summary of the process can be found in Table 1 at the end of this section.

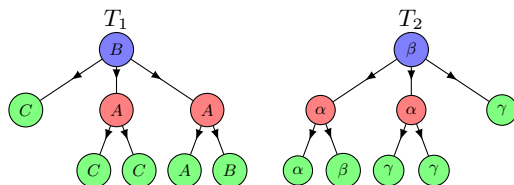


Fig. 9: Two topologically isomorphic labeled trees T_1 and T_2 . The color on nodes indicates the classes of equivalence of nodes under \equiv . Nodes are numbered from u_1 to u_8 in T_1 (resp. v_1 to v_8 in T_2) in breadth-first search order. As in Fig. 4, $N_{\equiv}(T_1) = 8$.

Initialisation We set φ and f as empty bijections and we create a single bag $B = \binom{u_1, \dots, u_8}{v_1, \dots, v_8}$. At this step, using the notation defined in Subsection 4.2, $N(\mathbb{B}, \mathbb{C}) = 8! = 40,320$.

Depth We partition B by considering the depth of the nodes. Since $\mathcal{D}(T_1) = \mathcal{D}(T_2) = 2$, we create the following bags:

$$B_0 = \binom{u_1}{v_1}, B_1 = \binom{u_2, u_3, u_4}{v_2, v_3, v_4} \text{ and } B_2 = \binom{u_5, u_6, u_7, u_8}{v_5, v_6, v_7, v_8}.$$

Applying Deduction Rule 1, we call $\text{MAPNODES}(u_1, v_1, \varphi, f)$ and delete B_0 . Since the children of u_1 and v_1 already form a bag, the SPLITCHILDREN procedure does not divide any bags. After this step, we have $N(\mathbb{B}, \mathbb{C}) = 3! \times 4! = 144$, hence a reduction of the remaining space by a factor 280.

Parents and children signature Since the elements of bag B_1 all share the same parent, nothing happens here. However, let us look at bag B_2 . We define the following sets $S_1(u_3) = \{u_5, u_6\}$, $S_1(u_4) = \{u_7, u_8\}$, $S_2(v_2) = \{v_5, v_6\}$ and $S_2(v_3) = \{v_7, v_8\}$. It appears that all those parents u_3, u_4, v_2 and v_3 have the same children signature $s = \{\bullet, \bullet\}$. Therefore, the bag B_2 is rebuilt identically.

Equivalence class under \equiv The nodes of B_2 all share the same equivalence class \bullet so the bag remains still. On the other hand, bag B_1 is splitted into

$$B_{\bullet} = \binom{u_2}{v_4} \text{ and } B_{\bullet} = \binom{u_3, u_4}{v_2, v_3}.$$

Applying Deduction Rule 1, we call $\text{MAPNODES}(u_2, v_4, \varphi, f)$ and delete bag B_{\bullet} . Since the mapped nodes are leaves, there are no children to split, and their parents are already mapped. We then have $N(\mathbb{B}, \mathbb{C}) = 48$ and the remaining space has been reduced by 3.

Labels Here is what happens to each of the remaining bags:

B_\bullet : We create two sets $S_1(A) = \{u_3, u_4\}$ and $S_2(\alpha) = \{v_2, v_3\}$. Since Deduction Rule 3 cannot be applied, we create a collection C with $C(2) = \begin{pmatrix} \{u_3, u_4\} \\ \{v_2, v_3\} \end{pmatrix}$.

B_2 : We create the following sets: $S_1(A) = \{u_7\}$, $S_1(B) = \{u_8\}$, $S_1(C) = \{u_5, u_6\}$; $S_2(\alpha) = \{v_5\}$, $S_2(\beta) = \{v_6\}$ and $S_2(\gamma) = \{v_7, v_8\}$. Deduction Rule 3 allows to create bags $B_\beta = (S_1(B), S_2(\beta))$ and $B_\gamma = (S_1(C), S_2(\gamma))$. Finally, we create a collection C' with $C'(1) = (S_1(A), S_1(\alpha))$.

After this step, we have the following bags and collections:

$$B_\beta = \begin{pmatrix} u_8 \\ v_6 \end{pmatrix}, B_\gamma = \begin{pmatrix} u_5, u_6 \\ v_7, v_8 \end{pmatrix}, C : 2 \mapsto \begin{pmatrix} \{u_3, u_4\} \\ \{v_2, v_3\} \end{pmatrix} \text{ and } C' : 1 \mapsto \begin{pmatrix} \{u_7\} \\ \{v_5\} \end{pmatrix}$$

where for collections, only the integers for which $\#C(n) > 0$ are given. Applying Deduction Rule 2, C and C' are deleted since $\#C(2) = 1$ and $\#C'(1) = 1$. We call $\text{EXTBIJ}(A, \alpha, f)$ and then the bags are:

$$B_\beta = \begin{pmatrix} u_8 \\ v_6 \end{pmatrix}, B_\gamma = \begin{pmatrix} u_5, u_6 \\ v_7, v_8 \end{pmatrix}, B_C = \begin{pmatrix} u_3, u_4 \\ v_2, v_3 \end{pmatrix} \text{ and } B_{C'} = \begin{pmatrix} u_7 \\ v_5 \end{pmatrix}.$$

Applying Deduction Rule 1, we call $\text{MAPNODES}(u_8, v_6, \varphi, f)$, therefore their parents must be mapped and we call $\text{MAPNODES}(u_4, v_2, \varphi, f)$. B_C is reduced to (u_3, v_2) . Applying Deduction Rule 1 to B_C and $B_{C'}$ maps u_3 with v_2 and u_7 with v_5 . In the end, only B_γ remains and therefore $N(\mathbb{B}, \mathbb{C}) = 2! = 2$, hence a reduction of a factor 24 of the remaining space.

The algorithm stops there; Fig. 10 illustrates the state of the bijections φ and f at the end of the execution.

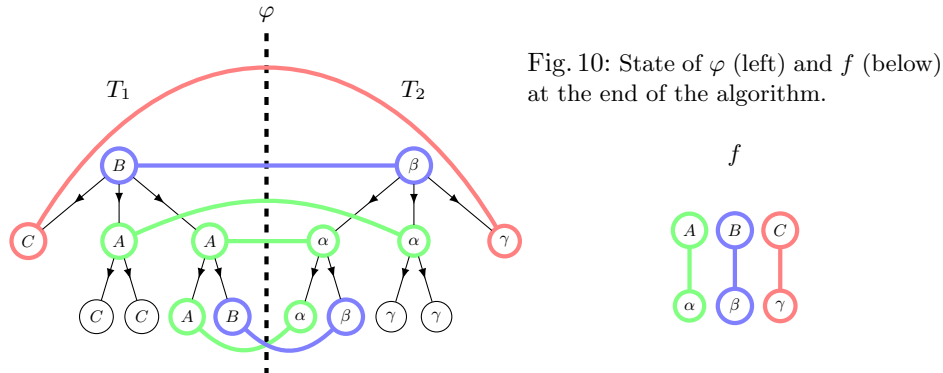


Fig. 10: State of φ (left) and f (below) at the end of the algorithm.

Filter	φ	f	\mathbb{B}	\mathbb{C}	$N(\mathbb{B}, \mathbb{C})$
Initial	$\emptyset \mapsto \emptyset$	$\emptyset \mapsto \emptyset$	$(u_1, u_2, u_3, u_4, u_5, u_6, u_7, u_8)$ $(v_1, v_2, v_3, v_4, v_5, v_6, v_7, v_8)$	\emptyset	$8!$
Depth	$\{u_1 \mapsto v_1\}$	$\{B \mapsto \beta\}$	(u_2, u_3, u_4) ; (u_5, u_6, u_7, u_8) (v_2, v_3, v_4) ; (v_5, v_6, v_7, v_8)	\emptyset	$3! \times 4!$
Parents	No changes				
Equiv. class	$\begin{cases} u_1 \mapsto v_1 \\ u_2 \mapsto v_4 \end{cases}$	$\begin{cases} B \mapsto \beta \\ C \mapsto \gamma \end{cases}$	(u_3, u_4) ; (u_5, u_6, u_7, u_8) (v_2, v_3) ; (v_5, v_6, v_7, v_8)	\emptyset	$2! \times 4!$
Labels	$\begin{cases} u_1 \mapsto v_1 \\ u_2 \mapsto v_4 \\ u_3 \mapsto v_3 \\ u_4 \mapsto v_2 \\ u_7 \mapsto v_5 \\ u_8 \mapsto v_6 \end{cases}$	$\begin{cases} B \mapsto \beta \\ C \mapsto \gamma \\ A \mapsto \alpha \end{cases}$	(u_5, u_6) (v_7, v_8)	\emptyset	$2!$

Table 1: Summary of the state of the different components of the problem at the end of each filter during the execution of the algorithm.