

Generalized Taylor dispersion for translationally invariant microfluidic systems

A. Alexandre,¹ T. Guérin,¹ and D.S. Dean¹

*Univ. Bordeaux, CNRS, Laboratoire Ondes et Matière d'Aquitaine (LOMA), UMR 5798,
F-33405 Talence, France*

(*Electronic mail: david.dean@u-bordeaux,fr)

(Dated: 12 August 2021)

We consider Taylor dispersion for tracer particles in micro-fluidic planar channels with strong confinement. In this context, the channel walls modify the local diffusivity tensor and also interactions between the tracer particles and the walls become important. We provide a simple and general formula for the effective diffusion constant along the channel as well as the first non-trivial finite time correction for arbitrary flows along the channel, arbitrary interaction potentials with the walls and arbitrary expressions for the diffusion tensor. The formula are in particular amenable to a straightforward numerical implementation, rendering them extremely useful for comparison with experiments. We present a number of applications, notably for systems which have parabolically varying diffusivity profiles, to systems with attractive interactions with the walls as well as electroosmotic flows between plates with differing surface charges within the Debye-Hückel approximation.

arXiv:2105.06212v2 [physics.flu-dyn] 11 Aug 2021

I. INTRODUCTION

Taylor dispersion is a classic example¹⁻³ of how the spreading of tracer particles is influenced by the properties of the surrounding medium, in particular by the presence of hydrodynamic flows. It has been extensively studied in the context of macroscopic fluid mechanics and a number of analytical methods have been adapted for its study. The first method, as implemented by Taylor¹ and then Aris², is based on the averaging of the Fokker-Planck equation describing the full advection-diffusion problem. Subsequently, methods based on the direct computation of the moments of the particle dispersion along the channel were developed⁴⁻⁷. These methods have the advantage that for simple systems the full temporal dependence of the moments can be obtained. Brenner and coworkers applied macro-transport theory^{3,8} to give a very general and powerful method to compute long-time dispersion properties. A similarly general statistical mechanics based theory, based on Kubo-type formulas, has also been formulated^{9,10}. The center manifold approximation has also been used to compute the dominant late time behavior of dispersion moments and in some simple cases can be pushed to compute the late time moments of very high orders¹¹⁻¹³. Taylor dispersion has also been studied for systems where the tracer particles can be absorbed at the surface of a uniform channel, this absorption can be either irreversible or reversible and the absorbed tracer can diffuse on the channel surface or be considered immobile^{8,13-15}.

In microfluidic systems, a number of new questions, which are largely irrelevant for large scale systems, arise when analyzing Taylor dispersion. First, the presence of channel walls modifies the diffusion tensor of the tracer particle when the tracer size becomes of the same order as its distance from the walls. While analytic, though complicated, expressions for the microscopic local diffusion constant parallel and perpendicular to a single wall exist¹⁶, the case where two walls are present can only be treated approximately or numerically¹⁷⁻¹⁹. Clearly, in highly confined systems, the variation of the diffusion constant in the direction perpendicular to the channel will have a strong effect on the Taylor dispersion. In addition, interactions (notably electrostatic and van der Waals) with the walls will become important. While this is taken into account via the absorption models discussed above for macroscopic systems, the interaction with the wall must be treated more carefully in the nano or micro-fluidic case as the attractive region near the wall cannot be necessarily treated as simply being on the surface and there will typically be a thickness of the confined region which may be comparable to the width of the channel. As an example, if one considers electroosmotic flow, the flow is uniform at distances larger than the Debye screening

length ℓ_D from the walls and decays to zero quickly near the walls. Even if the variation of the diffusion constant is neglected, if the tracer is charged, then it will interact with the walls leading to a considerable modification of its dispersion.

II. SUMMARY OF THE MAIN RESULTS

Motivated by the observations made above, the goal of this paper is to present a general formula for the Taylor dispersion coefficient for channel-like systems which are uniform along the channel direction x but inhomogeneous in the direction z perpendicular to the channel. We will show that this formula leads to very simple analytic forms of the effective diffusivity in simple models describing the above mentioned situations.

In the two dimensional channel problem, we assume that we have a channel with walls at $z = \pm h$ with no-flux boundary conditions at the walls. For a finite-sized tracer particle, we denote by H the height available to the center of the particle, so for a hard spherical particle of radius a , the physical height h of the channel and the available height are related by $H = h - a$ as shown in Fig. (1). It is important to bear in mind that the boundary for the diffusion equation of the tracer particle is thus at $z = \pm H$ while the boundary concerning the fluid flow is at $z = \pm h$. The local

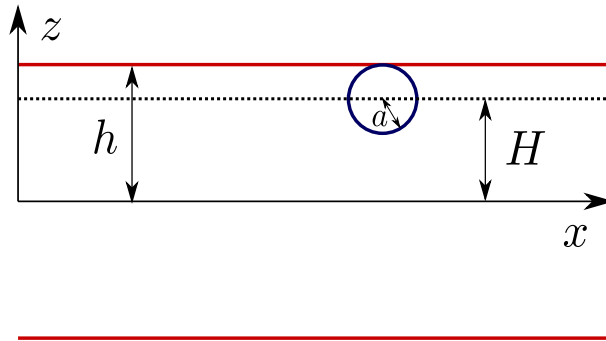


FIG. 1. A schematic drawing representing the physical height h and available height H .

transport properties are specified by

$$D_{\perp}(z) - \text{tracer diffusion constant perpendicular to the channel axis} \quad (1)$$

$$D_{\parallel}(z) - \text{tracer diffusion constant parallel to the channel axis} \quad (2)$$

$$V(z) - \text{potential acting on the tracer} \quad (3)$$

$$v(z) - \text{advection velocity by hydrodynamic flow or force along the channel axis} \quad (4)$$

The full advection-diffusion equation for the joint probability distribution $p(z, x; t)$ of the positions Z_t and X_t perpendicular to and along the channel is therefore

$$\begin{aligned} \frac{\partial p(z, x; t)}{\partial t} = & \frac{\partial}{\partial z} \left[D_{\perp}(z) \left(\frac{\partial p(z, x; t)}{\partial z} + \beta V'(z) p(z, x; t) \right) \right] \\ & + D_{\parallel}(z) \frac{\partial^2 p(z, x; t)}{\partial x^2} - v(z) \frac{\partial p(z, x; t)}{\partial x}, \end{aligned} \quad (5)$$

where $\beta = 1/(k_B T)$, the prime denotes the derivative with respect to z , T is the temperature and k_B is Boltzmann's constant.

Integrating over x gives the marginal probability distribution function $p(z; t)$ for Z_t (we use the same notation p but as it only has a single spatial argument, it is clear that the marginal distribution is intended):

$$\frac{\partial p(z; t)}{\partial t} = \frac{\partial}{\partial z} \left[D_{\perp}(z) \left(\frac{\partial p(z; t)}{\partial z} + \beta V'(z) p(z; t) \right) \right]. \quad (6)$$

The steady state of this equation is given by the Gibbs-Boltzmann distribution:

$$p_0(z) = \frac{1}{\mathcal{N}} e^{-\beta V(z)}, \quad (7)$$

where \mathcal{N} is a normalization constant (the partition function):

$$\mathcal{N} = \int_{-H}^H dz e^{-\beta V(z)}. \quad (8)$$

The present paper deals with the late time transport along the channel, characterized by an effective drift v_e and diffusion constant $D_{\parallel e}$, given that the initial distribution of the tracer position in the z direction is the equilibrium distribution (7). The first moments of the random process X_t read

$$\langle X_t \rangle = v_e t \quad \text{for all } t > 0 \quad (9)$$

$$\langle X_t^2 \rangle_c = \langle (X_t - \langle X_t \rangle)^2 \rangle \simeq 2(D_{\parallel e} t - C_{\parallel e}) \quad \text{as } t \rightarrow \infty, \quad (10)$$

where the initial position is $X_0 = 0$, $\langle \cdot \rangle$ denotes the ensemble average, and the notation $\langle \cdot \rangle_c$ represents the connected part, so that $\langle X_t^2 \rangle_c$ is simply the variance of X_t . The result for the effective drift is valid for all times and is trivial to derive:

$$v_e = \langle v \rangle_0, \quad (11)$$

where $\langle \cdot \rangle_0$ denotes the average over p_0 . The effective diffusion coefficient admits a very simple analytical expression,

$$D_{\parallel e} = \langle D_{\parallel} \rangle_0 + \frac{1}{\mathcal{N}} \int_{-H}^H dz \frac{J^2(z) e^{\beta V(z)}}{D_{\perp}(z)}. \quad (12)$$

The first term is simply generated by molecular diffusion along the channel in the absence of any hydrodynamic flow, while the second is generated by Taylor dispersion due to the flow. The current term $J(z)$ depends only on the potential $V(z)$ and the flow field $v(z)$ and is simply given by

$$J(z) = \int_{-H}^z dz' e^{-\beta V(z')} [v(z') - \langle v \rangle_0]. \quad (13)$$

We thus see that the diffusion along the channel can be characterized by a simple integral expression for a wide variety of physical systems. The simple expression (12) can be derived by using Brenner's formalism for macrotransport processes^{3,8,20}, or Kubo-like formulas^{9,10}, here we will present a simple derivation in Section III. We will also derive the corresponding general expression for Taylor dispersion in uniform cylindrical pipes, recovering simply a result given by Brenner and Gaydos²⁰. We will also give a general expression for the next order correction $C_{||e}$ to the mean squared displacement at large times, which turns out to be a constant term and which should be experimentally observable. We show below that

$$C_{||e} = \langle R^2 \rangle_0 - \langle R \rangle_0^2, \quad (14)$$

with

$$R(z) = \int_{-H}^z dz' \frac{J(z') e^{\beta V(z')}}{D_{\perp}(z')}. \quad (15)$$

Note that Eq. (14) indicates without ambiguity that $C_{||e}$ is positive, this means that a linear fit of the average late time mean squared displacement $y(t) = \langle X_t^2 \rangle_c$ should cross the $y = 0$ axis at positive value of t and consequently presents a check of the quality of the statistical data acquired in experiments.

The main point of the paper is that the simple formulas (12,13) can be applied to provide a number of simple, exact, analytical formulas in a number of applications. These applications are summarized schematically in Fig. 2 and are described in the following text. In Section IV, we will consider a simple model where the diffusion constant normal to the channel axis depends on the distance from the center in a quadratic fashion, a simple model of surface hindered diffusion considered before in the literature^{23,24}, though not in the context of Taylor dispersion. In this particular model, we also show how gravity acting normal to the channel modifies the dispersion due to the hydrodynamic flow. Then, in Section V, we will consider Taylor dispersion in a plane channel where there are interactions with the walls. We find a general expression when the interactions with the walls are strong and localised near the walls. It is then shown how the formalism expounded here recovers and generalizes, in a straightforward and very physical way, a number of

existing results for surface reaction diffusion models where the particle can be absorbed onto and desorb off the surface^{8,14,15}. Finally, in Section VI, we apply the formalism to determine Taylor dispersion due to an electroosmotic flow, extending an existing result for a planar geometry²⁵ to the case where the two confining surfaces have different surface charges or zeta potentials.

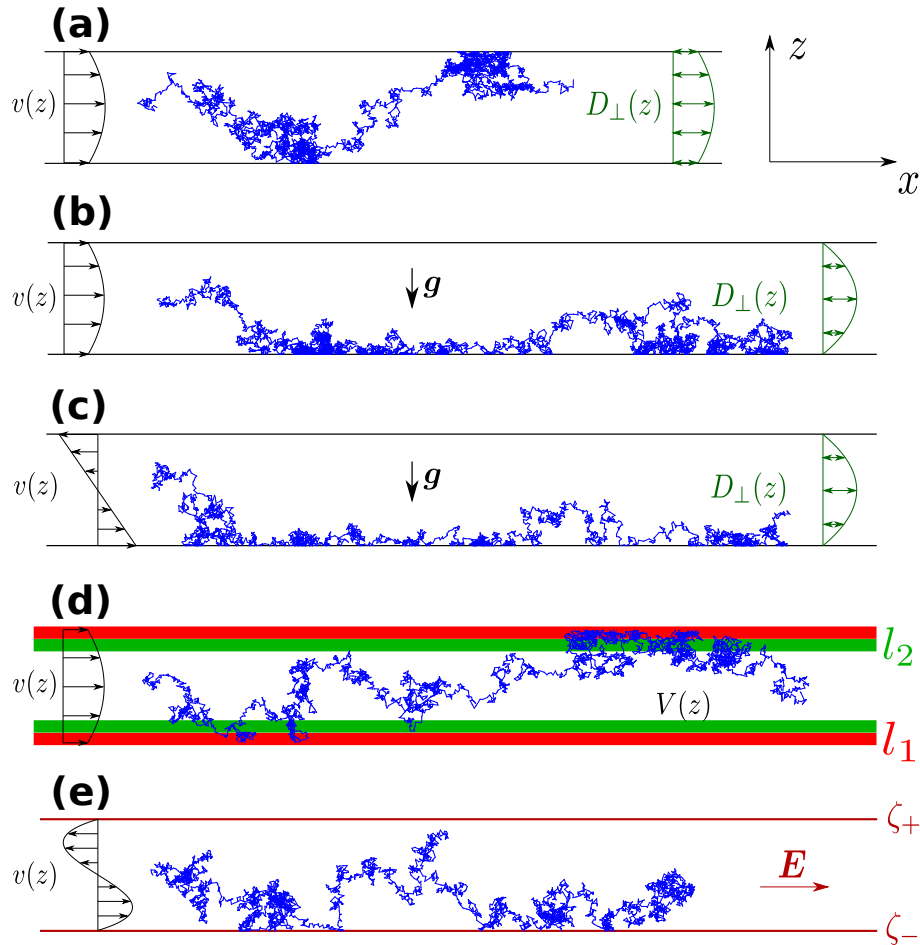


FIG. 2. A schematic summary of the problems of Taylor dispersion addressed in this paper: (a) Systems with no wall interactions but with diffusion constants in the height direction varying quadratically (parabolic diffusion model) as a function of the height in the channel with a Poiseuille flow; (b) the same model as case (a), but restricted to zero height diffusion coefficient at the surfaces, with an added gravitational potential; (c) the same model as (b) but with a Couette flow; (d) Poiseuille flow with strongly varying potentials near the surface, including attractive and repulsive components; (e) electroosmotic flow with different surface charges on each channel, the flow being the well known plug flow in the symmetric case.

III. DERIVATION OF GENERAL RESULTS

A. Dispersion in a two-dimensional uniform channel

We start by considering a two-dimensional channel, and we write the Fokker-Planck equation Eq. (6) for the tracer particle position Z_t in the direction z (perpendicular to the channel) as

$$\frac{\partial p(z;t)}{\partial t} = -\mathcal{H} p(z;t), \quad (16)$$

and so

$$\mathcal{H} = -\frac{\partial}{\partial z} \left(D_{\perp}(z) \left[\frac{\partial}{\partial z} \cdot + \beta V'(z) \cdot \right] \right). \quad (17)$$

No flux conditions²⁸ at the upper and lower surfaces of the channel $z = \pm H$ lead to

$$\left[D_{\perp}(z) \left(\frac{\partial p(z;t)}{\partial z} + \beta V'(z) p(z;t) \right) \right]_{z=\pm H} = 0. \quad (18)$$

To compute the dispersion in the x direction, it is useful to represent the longitudinal process X_t , described by the Fokker-Planck equation (5) in terms of the Langevin equation

$$\frac{dX_t}{dt} = \sqrt{2D_{\parallel}(Z_t)} \eta(t) + v(Z_t), \quad (19)$$

where $\eta(t)$ is a Gaussian white noise of zero mean and with correlation function

$$\langle \eta(t) \eta(t') \rangle = \delta(t - t'). \quad (20)$$

Note that there are no ambiguities in the prescription of the stochastic calculus to be used in Eq. (19), as the noise is multiplicative in the position Z_t but not in X_t .

Integrating and then averaging Eq. (19) over the noise $\eta(t)$ and with respect to the initial position, $Z_{t=0}$ being assumed to be in equilibrium, yields the trivial result

$$\langle X_t \rangle = \langle v \rangle_0 t, \quad (21)$$

and so the average drift has no time dependence. Now, squaring the integrated form of Eq. (19) and carrying out the same averages yields

$$\langle X_t^2 \rangle_c = 2 \langle D_{\parallel} \rangle_0 t + \int_0^t ds \int_0^t ds' \langle [v(Z_s) - \langle v(Z_s) \rangle] [v(Z_{s'}) - \langle v(Z_{s'}) \rangle] \rangle. \quad (22)$$

We can decompose the mean squared displacement above as a purely diffusional term (denoted with the subscript D in following expression)

$$\langle X_t^2 \rangle_{cD} = 2 \langle D_{\parallel} \rangle_0 t, \quad (23)$$

and a term corresponding to the Taylor dispersion (denoted with the subscript T in the following expression)

$$\langle X_t^2 \rangle_{cT} = \int_0^t ds \int_0^t ds' \langle [v(Z_s) - \langle v(Z_s) \rangle][v(Z_{s'}) - \langle v(Z_{s'}) \rangle] \rangle. \quad (24)$$

It is important to note here that if started from equilibrium in the height direction of the channel the only finite time correction to the longitudinal diffusion constant comes from the Taylor dispersion component, the contribution from pure diffusion is linear in time for all times.

Let us denote by $p(z|z';t)$ the transition density to go from z' at time zero to z at time t for the process Z_t , so $p(z|z';t)$ obeys Eq. (16) with the initial condition $p(z|z';0) = \delta(z - z')$. With this notation, we find for the process Z_t starting from equilibrium that

$$\langle X_t^2 \rangle_{cT} = 2 \int_0^t ds \int_0^s ds' \int_{-H}^H dz \int_{-H}^H dz' v(z)v(z') [p(z|z';s-s')p_0(z') - p_0(z)p_0(z')]. \quad (25)$$

To proceed further, we consider the eigenvalues λ of the operator H , associated to the left and right eigenfunctions $\psi_{L\lambda}(z)$ and $\psi_{R\lambda}(z)$ defined by

$$\mathcal{H} \psi_{R\lambda} = \lambda \psi_{R\lambda}, \quad (26)$$

$$\mathcal{H}^\dagger \psi_{L\lambda} = \lambda \psi_{L\lambda}, \quad (27)$$

where \mathcal{H}^\dagger denotes the adjoint of \mathcal{H} (which in general is not self adjoint), and we impose that these eigenfunctions are normalized according to

$$\int_{-H}^H dz \psi_{L\lambda}(z) \psi_{R\lambda'}(z) = \delta_{\lambda,\lambda'}. \quad (28)$$

Then, the solution of Eq. (16) for $p(z|z';t)$ is given by

$$p(z|z';t) = \sum_{\lambda} \psi_{R\lambda}(z) \psi_{L\lambda}(z') e^{-\lambda t}. \quad (29)$$

The right eigenfunctions obey the no flux boundary condition given in Eq. (18) and one can show²⁸ that the left eigenfunctions obey the Neumann boundary condition $\frac{d}{dz} \psi_{L\lambda}(z)|_{z=\pm H} = 0$ at the boundaries. We note that, in principle, we could avoid left and right eigenvectors by making a transformation that renders \mathcal{H} self adjoint, however it is actually easier to work with \mathcal{H} as it stands as a forward Fokker-Planck operator. The eigenfunction corresponding to $\lambda = 0$ can be written as $\psi_{R0}(z) = p_0(z)$ and $\psi_{L0}(z) = 1$ and in this form they respect the normalization condition

$\int dz \Psi_{R0}(z) \Psi_{L0}(z) = \int dz p_0(z) = 1$. Using this representation of $p(z|z';t)$ in the Kubo formula Eq. (25), we find

$$\langle X_t^2 \rangle_{cT} = 2 \int_{-H}^H dz \int_{-H}^H dz' \sum_{\lambda > 0} \left[\frac{t}{\lambda} - \frac{1}{\lambda^2} + \frac{\exp(-\lambda t)}{\lambda^2} \right] \Psi_{R\lambda}(z) \Psi_{L\lambda}(z') v(z) v(z') p_0(z'). \quad (30)$$

The method proposed above is known in the literature as the method of moments. When applied to standard Taylor dispersion, it can be formulated via the diffusion equation⁴ or by direct computation of the moments^{5,9,10} as it is the case here. The late time behavior of the lowest moments can also be obtained using the powerful and extremely general macro-transport theory of Brenner and coworkers^{3,8} but also using invariant manifold theory¹¹⁻¹³. In principle, the method can be pushed further if the eigenfunctions and eigenvalues are known. However, even if they are known, one sees that the results are given in terms of infinite sums which may not always be obvious to compute. In general, therefore, the evaluation of the full temporal behavior of $\langle X_t^2 \rangle_{cT}$ requires the full solution of the transition density $p(z|z';t)$ which is not usually available. However, we can extract the long time behavior in a generic fashion using a formulation in terms of Green's functions^{9,10} and which can be shown to be intimately linked to the macro-transport theory of Brenner⁸.

When $t \gg 1/\lambda_1$ where λ_1 is the first non-zero eigenvalue of H , Eq. (30) becomes

$$\langle X_t^2 \rangle_{cT} \simeq 2D_{||e}^{(T)} t - 2C_{||e}^{(T)}, \quad (31)$$

with

$$D_{||e}^{(T)} = \int_{-H}^H dz \int_{-H}^H dz' v(z) \sum_{\lambda > 0} \frac{\Psi_{R\lambda}(z) \Psi_{L\lambda}(z')}{\lambda} v(z') p_0(z'), \quad (32)$$

and

$$C_{||e}^{(T)} = \int_{-H}^H dz \int_{-H}^H dz' v(z) \sum_{\lambda > 0} \frac{\Psi_{R\lambda}(z) \Psi_{L\lambda}(z')}{\lambda^2} v(z') p_0(z'). \quad (33)$$

Further progress can be made by noting that the quantity

$$G_P(z, z') = \sum_{\lambda > 0} \frac{\Psi_{R\lambda}(z) \Psi_{L\lambda}(z')}{\lambda}, \quad (34)$$

is the pseudo-Green's function²⁶ of the operator \mathcal{H} , i.e. it satisfies

$$\mathcal{H} G_P(z, z') = \delta(z - z') - p_0(z). \quad (35)$$

This relation follows from the completeness relation $\sum_{\lambda} \Psi_{R\lambda}(z) \Psi_{L\lambda}(z') = \delta(z - z')$. As a consequence, if we define the auxiliary field

$$f(z) = \int_{-H}^H dz' G_P(z, z') v(z') p_0(z'), \quad (36)$$

we see that f obeys

$$\mathcal{H}f(z) = [v(z) - \langle v \rangle_0]p_0(z). \quad (37)$$

This then gives the compact formula

$$D_{\parallel e}^{(T)} = \int_{-H}^H dz v(z) f(z). \quad (38)$$

Now, solving for Eq. (37) with no flux boundary condition Eq. (18) and the *orthogonality* condition $\int_{-H}^H dz f(z) = 0$ (which is obvious in Eq. (36)), we can find the explicit solution for f . A few algebraic manipulations (described in Appendix A), including integration by parts lead to the announced expression

$$D_{\parallel e}^{(T)} = \frac{1}{\mathcal{N}} \int_{-H}^H dz \frac{J^2(z) e^{\beta V(z)}}{D_{\perp}(z)}, \quad (39)$$

with

$$J(z) = \int_{-H}^z dz' \exp(-\beta V(z')) [v(z') - \langle v \rangle_0]. \quad (40)$$

Next, the constant $C_{\parallel e}^{(T)}$, which characterizes the finite time corrections, can be obtained by noting that it can also be expressed in terms of the pseudo-Green's function:

$$C_{\parallel e}^{(T)} = \int_{-H}^H dz \int_{-H}^H dz' v(z) G_P^2(z, z') v(z') p_0(z'), \quad (41)$$

where we have used the operator notation

$$G_P^2(z, z') = \int_{-H}^H dz'' G_P(z, z'') G_P(z'', z'). \quad (42)$$

Using this property, a few algebraic manipulations (see Appendix A) lead to the simple expression for

$$C_{\parallel e}^{(T)} = \langle R^2 \rangle_0 - \langle R \rangle_0^2, \quad (43)$$

with

$$R(z) = \int_{-H}^z dz' \frac{J(z') e^{\beta V(z')}}{D_{\perp}(z')}. \quad (44)$$

An alternative formula for $C_{\parallel e}^{(T)}$ is given in Eq. (A16) of Appendix A. Along with Eq. (23), this leads to the main result Eq. (12). From Eq. (39), we immediately see a number of well known characteristics of Taylor dispersion. First, we see that through its dependence on $J(z)$ is the variation of $v(z)$ which generates the dispersion, shifting $v(z)$ by a global constant velocity does not change $D_{\parallel e}^{(T)}$. Interestingly, the current $J(z)$ is determined solely by the flow field and the potential. We also see that Taylor dispersion is amplified as D_{\perp} is reduced, slowly diffusing particles are thus more strongly affected, a point that is well established.

B. Dispersion in a cylindrical pipe

In a cylindrical channel or pipe with rotational symmetry about the axis $r = 0$, the diffusion equation for the marginal probability distribution $p(r,t)$ for the radial component of the diffusion is

$$\frac{\partial p(r;t)}{\partial t} = \frac{\partial}{\partial r} \left[D_{\perp}(r) \left(\frac{\partial p(r;t)}{\partial r} + \left[\beta V'(r) - \frac{1}{r} \right] p(r;t) \right) \right]. \quad (45)$$

The problem of dispersion in the longitudinal direction was analysed by the method of macro-transport theory by Brenner and Gaydos²⁰ and we show here how their result can be immediately recovered from our formalism. From Eq. (45), we see that the effective potential for this cylindrical geometry is $V_c(r) = -k_B T \ln(r) + V(r)$, treating $r = 0$ and $r = R$ (R being the pipe radius) as having no-flux boundaries. We thus find, transcribing the above results for a planar channel, that

$$D_{||e} = \langle D_{||} \rangle_0 + \frac{1}{\mathcal{N}} \int_0^R dr \frac{J^2(r) e^{\beta V(r)}}{r D_{\perp}(r)}, \quad (46)$$

with

$$J(r) = \int_0^r dr' r' e^{-\beta V(r')} [v(r') - \langle v \rangle_0], \quad (47)$$

where $\langle \cdot \rangle_0 = \int_0^R dr r \cdot p_0(r)$. These results are in agreement with those of Ref.²⁰. In addition, we find that the next order late time correction is given by

$$C_{||e}^{(T)} = \langle R^2 \rangle_0 - \langle R \rangle_0^2, \quad (48)$$

with

$$R(r) = \int_0^r dr' \frac{J(r') e^{\beta V(r')}}{r' D_{\perp}(r')}. \quad (49)$$

In the following sections, we use these results to derive analytical expressions of the effective diffusion constant and late time correction for different configurations (see Fig. 2).

IV. PLANAR CHANNELS WITH PARABOLIC DIFFUSIVITY PROFILES

Here, we consider a very narrow channel containing a tracer which is comparable to the tracer size. We can assume that the diffusion constant varies as (see Fig. 2(a))

$$D_{\perp}(z) = D_{\perp 0} \left(1 - \frac{z^2}{H_d^2} \right), \quad (50)$$

and of course, physically, one must impose the restriction $H_d \geq H$ as the diffusion constant should be non-zero as long as the sphere does not touch the wall. This general model takes into account

the possibility that the transverse diffusivity is not exactly zero at the boundary. The model with $H_d = H$ has been proposed theoretically^{23,24} and essentially follows from symmetry and the fact that there must be a regime where the true diffusivity varies quadratically corresponding to particle sizes comparable to the channel width. Experimental results also appear to show that in this regime, of comparable particle and channel sizes, a quadratic dependence gives a fair fit^{19,21} of the behavior of $D_{\perp}(z)$. The full exact behavior of the diffusion tensor between two parallel planes is still not fully solved, despite the fact that the diffusion tensor for a single plane was computed by Faxen¹⁶ early in the 1920s. The Faxen result for a single surface can actually be used to give an estimate for the diffusion constant via a superposition approximation proposed by Oseen¹⁷. However, such an approximation only works when the two surfaces are well separated and so their hydrodynamic interaction via the tracer can be neglected. We pursue this parabolic diffusion model as it can be pushed through analytically. However, we emphasize that Eq. (39) is straightforward to evaluate numerically for arbitrary complicated analytical expressions for $D_{\perp}(z)$ or indeed numerical¹⁸ or experimental^{19,21,22} data for $D_{\perp}(z)$.

A. Poiseuille flow, parabolic diffusivity

First, we assume that the longitudinal fluid flow is Poiseuille, possibly with a non-zero slip length, we write

$$v(z) = v_0 \left(1 - \frac{z^2}{H_s^2} \right). \quad (51)$$

In general, both v_0 and $D_{\perp 0}$ will depend on the effective channel height H and the particle radius a , in particular as the Poiseuille flow will be modified near the particle. The quadratic approximation for the diffusion constant is certainly valid in the center of the channel, although close to the surface, numerical computations and approximations show that it varies more rapidly^{18,19}. However, if the size of this surface region is small with respect to the particle size and there is no attractive surface potential, this simple model will give us an idea of how Taylor dispersion is modified by the reduction in diffusion due to the tracer's finite size when it is close to the walls.

Using these forms for the local diffusion constant and flow field and taking $V = 0$, we obtain

$$D_{\parallel e}^{(T)} = \frac{v_0^2 H^6}{135 H_s^4 D_{\perp 0}} \Delta_{PP} \left(c = \frac{H_d}{H} \right), \quad (52)$$

where c is the dimensionless ratio of two lengths $c = H_d/H$, and so physically we must have $c \geq 1$. The scaling function Δ_{PP} associated with this *Parabolic-diffusivity, Poiseuille-flow (PP) problem*

is given by

$$\Delta_{PP}(c) = c^2 [-8 + 25c^2 - 15c^4 + 15c(c^2 - 1)^2 \coth^{-1}(c)]. \quad (53)$$

Inspection of the function $\Delta_{PP}(c)$ shows that it decays monotonically on $[1, +\infty)$, Taylor dispersion increases when c decreases. In the limit where the transverse diffusivity vanishes at the walls ($H_d = H$, so $c = 1$), we obtain maximal dispersion

$$D_{\parallel e}^{(T)} = \frac{2v_0^2 H^6}{135H_s^4 D_{\perp 0}}, \quad (54)$$

while in the limit $c \rightarrow +\infty$, we find the standard Taylor dispersion result

$$D_{\parallel e}^{(T)} = \frac{8v_0^2 H^6}{945H_s^4 D_{\perp 0}}, \quad (55)$$

which corresponds to minimal dispersion in this model. The reason for the enhancement of Taylor dispersion here is obvious, it is due to the slowing down of the overall diffusion perpendicular to the channel as can be seen from the general form of Eq. (39).

In this model, the constant $C_{\parallel e}$ can also be calculated by using our formalism [Eq. (14)], the result is

$$C_{\parallel e} = \frac{H^8 v_0^2}{1620D_{\perp 0}^2 H_s^4} \Gamma_{PP}(c), \quad (56)$$

with

$$\begin{aligned} \Gamma_{PP}(c) = & c^4 \left(4(36 - 65c^2 + 30c^4) - 15c(-1 + c^2)^2 \left\{ 4\coth^{-1}(c)[-1 + 3c\coth^{-1}(c)] \right. \right. \\ & \left. \left. + 3\ln \frac{c-1}{c+1} \ln \frac{4c^2}{c^2-1} - 6 \left[\text{Li}_2 \left(\frac{-1+c}{2c} \right) - \text{Li}_2 \left(\frac{1+c}{2c} \right) \right] \right\} \right), \end{aligned} \quad (57)$$

where Li_2 is the polylogarithm function. This formal expression can be simplified for a diffusivity vanishing at the walls $H_d = H$:

$$C_{\parallel e} = \frac{H^8 v_0^2}{405D_{\perp 0}^2 H_s^4}, \quad (58)$$

whereas for the standard case of uniform lateral diffusivity, one finds

$$C_{\parallel e} = \frac{4H^8 v_0^2}{4725D_{\perp 0}^2 H_s^4}. \quad (59)$$

We thus see that the finite time correction, as measured by the magnitude of C is more important in the case where the diffusion constant varies in a parabolic fashion.

B. Poiseuille flow, parabolic diffusivity with gravity

We now consider the case where the tracer particle is subject to a gravitational field (see Fig. 2(b)) and there is a density difference $\Delta\rho$ with the fluid. In order to avoid too many length scales, we consider a flow which can slip at the surface with $H_s > h$ but we assume that $H_d = H$ so the diffusion constant perpendicular to the channel vanishes when the tracer is in contact with the wall. In this case, we can write

$$V(z) = g \Delta\rho \Omega z = k_B T z / \ell_B, \quad (60)$$

where Ω is the volume of the spherical particle and we have used $\beta V(z) = z/\ell_B$ where ℓ_B is the Boltzmann length. We also introduce the dimensionless variable c such that $H = c\ell_B$, so a large value of c corresponds to the regime where the gravitational has a strong effect on the tracer position. The late time behavior of the Taylor dispersion component of the diffusion constant along the channel is given by

$$D_{||e}^{(T)} = \frac{v_0^2 H^6}{D_{\perp 0} H_s^4} \Delta_{PPG} \left(c = \frac{H}{\ell_B} \right), \quad (61)$$

where

$$\Delta_{PPG}(c) = \frac{5 + 4c^2 - 5 \cosh(2c) + c \sinh(2c) + 4c \coth(c) \int_0^{2c} dt \frac{\cosh(t)-1}{t}}{c^4 \sinh^2(c)}, \quad (62)$$

is the scaling function for *Parabolic-diffusivity, Poiseuille-flow with Gravity* (PPG). The results Eq. (54) (for $H_d = H$) in the absence of gravity are recovered from the expansion for small c which gives

$$D_{||e}^{(T)} \simeq \frac{2v_0^2 H^6}{135 D_{\perp 0} H_s^4} \left[1 + \frac{5}{14} c^2 - \frac{71}{525} c^4 + \frac{29}{990} c^6 + \mathcal{O}(c^8) \right]. \quad (63)$$

Interestingly, the function $\Delta_{PPG}(c)$ is non-monotonic, it increases as c is increased before achieving a single maximum at $c_{max} \simeq 1.69$ and then decays to zero as

$$\Delta_{PPG}(c) \simeq \frac{2}{c^3}, \quad (64)$$

the ultimate reduction in dispersion due to the particle being stuck near the lower wall when c is large is easy to understand, whereas the enhancement of dispersion for small c is more surprising. The quadratic dependence for small c comes from the symmetry upon reversing the direction of the gravitational or buoyancy force. The function Δ_{PPG} is plotted in Fig. 3(a).

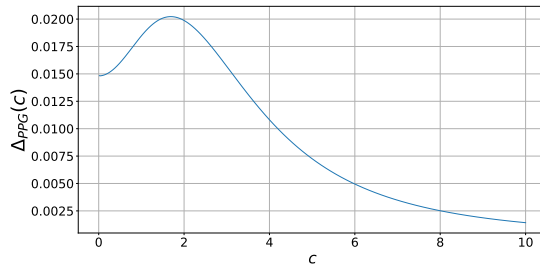
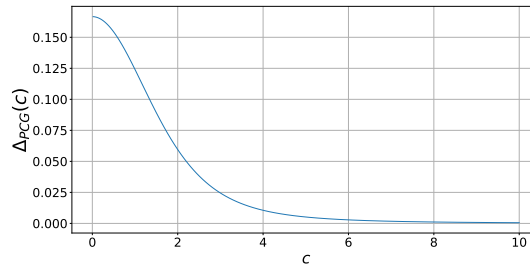

 (a) Function $\Delta_{PPG}(c)$ - Eq. (62)

 (b) Function $\Delta_{PCG}(c)$ - Eq. (70)

FIG. 3. The scaling functions $\Delta_{PPG}(c)$ (a) and $\Delta_{PCG}(c)$ (b) describing the effect of gravity on the Taylor dispersion component of the diffusion constant parallel to the channel for a tracer with a parabolically diffusivity perpendicular to the channel (in the case where it vanishes at the wall) and subject to gravity (increasing as c increases). In Fig. (a), a Poiseuille flow is considered. Interestingly, the effect of turning on gravity initially increases the dispersion while for a Couette flow (b), dispersion decreases monotonically. Dispersion is ultimately suppressed for large gravitational forces in both cases.

We can also compute the finite time corrections for this model, for which we give only the first terms of the small gravity expansion:

$$C_{||e}^{(T)} \simeq \frac{H^8 v_0^2}{405 D_{\perp 0}^2 H_s^4} \left(1 + \frac{103}{84} c^2 - \frac{17443}{31500} c^4 + \mathcal{O}(c^6) \right), \quad (65)$$

C. Couette flow and parabolic diffusivity, with/without gravity

If we consider a Couette flow with $v(z) = v_0 z/H_c$ in the absence of any potential and for an arbitrary transverse diffusion profile $D_{\perp}(z)$, we find

$$D_{||e}^{(T)} = \frac{v_0^2 H^3}{8 H_c^2} \int_{-H}^H \frac{dz}{D_{\perp}(z)} \left(1 - \frac{z^2}{H^2} \right)^2, \quad (66)$$

and so for the quadratic diffusion profile given in Eq. (50), where we have again set $H_d = H$, we find the simple result

$$D_{\parallel e}^{(T)} = \frac{v_0^2 H^4}{6H_c^2 D_{\perp 0}}. \quad (67)$$

The corresponding expression for the finite time correction reads

$$C_{\parallel e}^{(T)} = \frac{H^6 v_0^2}{12D_{\perp 0}^2 H_c^2}. \quad (68)$$

In the presence of a gravitational field (see Fig. 2(c)), we find

$$D_{\parallel e}^{(T)} = \frac{v_0^2 H^4}{H_c^2 D_{\perp 0}} \Delta_{PCG}(c), \quad (69)$$

where

$$\Delta_{PCG}(c) = \frac{c \cosh(c) \int_0^{2c} dt \frac{\cosh(t)-1}{t} - \sinh^3(c)}{c^2 \sinh^3(c)}, \quad (70)$$

is the scaling function for *Parabolic-diffusivity, Couette flow with Gravity* (PCG). For small c we find that

$$\Delta_{PCG}(c) \simeq \frac{1}{6} - \frac{7c^2}{135} + \frac{41c^4}{3780} - \frac{19c^6}{10125} + O(c^8), \quad (71)$$

while for large c

$$\Delta_{PCG}(c) \simeq \frac{1}{c^2}. \quad (72)$$

In contrast to what is seen for Poiseuille flow, for Couette flow, the function $\Delta_{PCG}(c)$ is monotonically decreasing (see Fig. 3(b)) and so the effect of gravity slows down Taylor dispersion for all applied gravitational fields.

V. REVISITING TAYLOR DISPERSION WITH STRONG WALL INTERACTIONS - RELATION WITH SURFACE REACTION MODELS

The presence of attractive surface interactions can lead to tracer particles becoming localized at the surfaces. Physically, this localization is due to the presence of a potential. However, when the interactions are highly localized about the surface, one can use reaction diffusion models to model the dynamics near the surface^{8,14,15}. We show how the formalism developed here can be used to recover results of such reaction diffusion models.

Let us consider the case where a square well potential is localized in a region near the walls, near which the particle can be reversibly bound (see Fig. 2(d)). Specifically, the potential is $-U$ at a distance less than l_1 from the wall. It is also possible that there is an energy barrier against

being absorbed onto the wall, to model this we include a region adjacent to the well of width l_2 with a potential barrier of height V (possibly vanishing). We will consider the symmetric case, where the upper and lower boundaries are identical (see Fig. 4(a)), and the non-symmetric one (see Fig 4(b)).

In all these situations, we consider that the transverse diffusion in the bulk is constant and reads D_b . On the surface (for $-H < z < -H + l_1 + l_2$ and $H - l_1 - l_2 < z < H$), the diffusion coefficients parallel and perpendicular to the channel axis read respectively $D_{s\parallel}$ and $D_{s\perp}$ and they can be written in terms of the bulk diffusion constant D_b via $s_{\parallel} = D_{s\parallel}/D_b$ and $s_{\perp} = D_{s\perp}/D_b$.

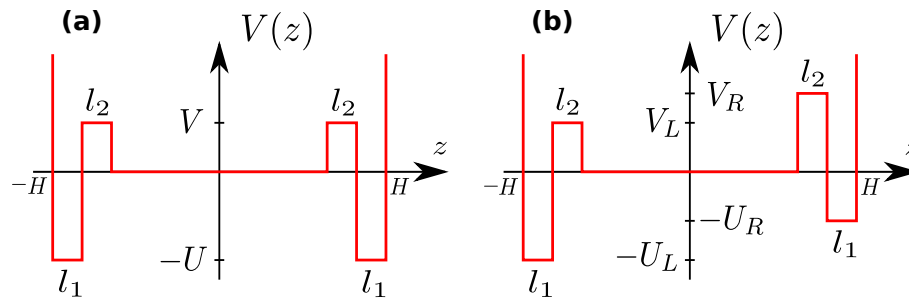


FIG. 4. Surface potential for the two configurations discussed in the text, (a) is the symmetric configuration where both walls have identical potentials and (b) shows the non-symmetric case where the walls have differing potentials

To start with, we consider the first configuration, represented in Fig. 4(a). We use the following expression of the flow

$$v(z) = v_0 \left(1 - \frac{z^2}{H_s^2} \right) \quad (73)$$

(with $H_s = h$ corresponds to a no-slip boundary condition and $H_s > h$ corresponds to a finite slip-length) to compute the long-time dispersion. By taking the limits: $a = l_1/H \rightarrow 0$ and $b = l_2/H \rightarrow 0$ while keeping the terms $\alpha = ae^{\beta U}$ and $\gamma = be^{\beta V}$ constant, we find the expression of the effective diffusivity:

$$\frac{D_{\parallel e}}{D_b} = \frac{1 + \alpha s_{\parallel}}{1 + \alpha} + \frac{Pe^2}{(1 + \alpha)^3} \left(\frac{2}{105} + \frac{6}{35} \alpha + \frac{17}{35} \alpha^2 + \frac{\alpha^2 \gamma}{s_{\perp}} \right) \quad (74)$$

with the Peclet number

$$Pe = \frac{2v_0 H^3}{3H_s^2 D_b}. \quad (75)$$

We notice that the potential barrier between the surface and the bulk can be removed by setting $\gamma = 0$ and that this term always increases the Taylor dispersion. The above Eq. (74) can be

explicitly compared to various models based on a reaction diffusion process between the surface and the bulk. The most general of these models can be described by a coupled set of reaction diffusion equations between the bulk density $p_b(z, x, t)$ and the surface density $p_s(x, t)$ (at the surface). For example, for channels symmetric about $z = 0$ and with isotropic and constant bulk and surface diffusion coefficients¹⁴, one has

$$\frac{\partial p_b(z, x; t)}{\partial t} = D_b \nabla^2 p_b(z, x; t) - v(z) \frac{\partial p_b(z, x; t)}{\partial x} \quad (76)$$

$$\frac{\partial p_s(x; t)}{\partial t} = D_s \frac{\partial^2 p_s(x; t)}{\partial x^2} - v_s \frac{\partial p_s(x; t)}{\partial x} - k_d p_s(x; t) + k_a p_b(H, x; t). \quad (77)$$

The term k_d represents the rate at which the particle detaches from the wall and k_a represents the rate of absorption at the wall from the neighboring bulk layer. The terms D_s and v_s represent the surface diffusion constant and surface flow or drift respectively. The boundary conditions for the bulk equation are easily derived from probability conservation and give

$$D_b \frac{\partial p_b(H, x; t)}{\partial z} - k_d p_s(x; t) + k_a p_b(H, x; t) = 0. \quad (78)$$

Variants of the above system of Eqs. (76-78) have been studied by various authors^{8,14,15}. In such problems, the equilibrium distributions $p_b^{eq}(x) = p_b^{eq}$ and $p_s^{eq}(x) = p_s^{eq}$ are constant and obey Henry's law⁸

$$p_{seq} = \frac{k_a}{k_d} p_{beq}, \quad (79)$$

although this cannot be used as a boundary condition in the time dependent problem unless the flux term proportional to D_b in Eq. (78) is ignored (corresponding to very rapid reaction terms with respect to diffusion). The discussion of the boundary conditions and concepts such as partial reflection and absorption of Brownian motion is somewhat involved to analyse mathematically²⁷ and indeed to simulate numerically. The advantage of the method used here is that the Brownian motion is standard and the dispersion can be derived on purely physical grounds based on local diffusivities and potentials. It was shown¹⁴ that for the model based on Eqs. (76-78), the result is given exactly by Eq. (74) with $\alpha = \frac{k_a}{k_d H}$ and $\frac{\gamma}{s_{\perp}} = \frac{D_b}{k_a H}$. Therefore, we can determine the expressions for the adsorption and desorption rates for the potential under consideration

$$k_a = \frac{D_{s\perp}}{l_2} e^{-\beta V} \quad (80)$$

$$k_d = \frac{D_{s\perp}}{l_1 l_2} e^{-\beta(U+V)}. \quad (81)$$

We thus find that the absorption and desorption rate follow Arrhenius laws, since V and $V + U$ are the barriers that respectively limit the binding and the unbinding kinetics.

By taking the limit where $D_{s\perp} \rightarrow +\infty$, the term proportional to γ in Eq. (74) vanishes and the result becomes equivalent to that given by Brenner and Edwards⁸. A similar calculation can be carried out for cylindrical pipes and allows one to recover the results for surface-mediated diffusion^{14,15}, where in addition the effect of a distinct surface flow (so not necessarily continuous with respect to the bulk flow) was also incorporated. Note that we can also derive Eq. (74) by considering a more general, continuous and differentiable, potential and using saddle-point approximation (see Appendix B). The finite time correction in the case can also be computed and reads

$$C_{e\parallel} = \frac{Pe^2 H^2}{(1+\alpha)^4} \left(\frac{1}{525} + \frac{4}{175}\alpha + \frac{8}{75}\alpha^2 + \frac{62}{315}\alpha^3 + \frac{2}{15} \frac{\alpha^2 \gamma}{s_\perp} + \frac{4}{5} \frac{\alpha^3 \gamma}{s_\perp} + \frac{\alpha^3 \gamma^2}{s_\perp^2} \right). \quad (82)$$

We can also extend the previous result (74) to the case of an asymmetric surface potential (see Fig. 4.(b)). By taking the limits: $a = l_1/H \rightarrow 0$, $b = l_2/H \rightarrow 0$ and keeping $\alpha_i = ae^{\beta U_i}$ and $\gamma_i = be^{\beta V_i}$ constants ($i \in \{L, R\}$), we find

$$\begin{aligned} \frac{D_{\parallel e}}{D_b} &= \frac{1 + \frac{s_\parallel(\alpha_L + \alpha_R)}{2}}{1 + \frac{\alpha_L + \alpha_R}{2}} + \frac{Pe^2}{\left(1 + \frac{\alpha_L + \alpha_R}{2}\right)^3} \\ &\times \left(\frac{2}{105} + \frac{3}{35}(\alpha_L + \alpha_R) + \frac{13}{35}(\alpha_L^2 + \alpha_R^2) - \frac{9}{35}\alpha_L\alpha_R + \frac{1}{2s_\perp}(\alpha_L^2\gamma_L + \alpha_R^2\gamma_R) \right). \end{aligned} \quad (83)$$

One thus sees that when $U_L = U_R$ and $V_L = V_R$, we recover Eq. (74). It is interesting to notice the appearance of a term $\alpha_L\alpha_R$ representing a correlation effect between the two surfaces at $z = \pm H$.

In the case where $\gamma_L = \gamma_R = 0$ the contribution to the diffusion constant from Taylor dispersion can be written as

$$\frac{D_{\parallel e}^{(T)}}{D_b} = Pe^2 \Delta_{SP}(\alpha_R, \alpha_L), \quad (84)$$

with

$$\Delta_{SP}(\alpha_R, \alpha_L) = \frac{\frac{2}{105} + \frac{3}{35}(\alpha_L + \alpha_R) + \frac{17}{140}(\alpha_L + \alpha_R)^2 + \frac{1}{4}(\alpha_L - \alpha_R)^2}{\left(1 + \frac{\alpha_L + \alpha_R}{2}\right)^3}. \quad (85)$$

When α_1 and α_2 become large the dispersion is reduced due to the term in the denominator. However, for smaller values, and especially differing values of α_R and α_L , there is clearly an enhancement of Taylor dispersion due to absorption at the walls as seen in Fig. 5 where the function $\Delta_{SP}(\alpha_R, \alpha_L)$ is plotted.

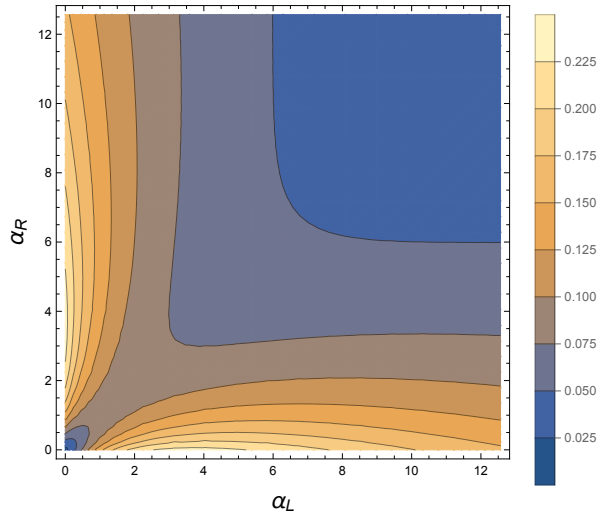


FIG. 5. The function $\Delta_{SP}(\alpha_R, \alpha_L)$ given by Eq. (85) describing the Taylor dispersion due to two, in general different absorbing walls, but with no barrier before the walls (so $\gamma_R = \gamma_L = 0$). For smaller values of α_R and α_L the absorption enhances Taylor dispersion, particularly in the regions where one is small with respect to the other.

VI. TAYLOR DISPERSION IN AN ELECTROSMOTIC FLOW

Here we study Taylor dispersion for neutral particles by a general planar electroosmotic flow³¹ induced by an electric field applied along a channel composed of two surfaces with different surface charges (see Fig. 2(e)). In the following analysis, we consider point-like particles and are thus considering the case $h = H$. We consider a confined system with an electrolyte, composed of anions and cations of charge q , confined between two infinitely wide parallel plates carrying uniform surface charges or held at constant potential. This problem is thus effectively two dimensional. The fluid velocity field \mathbf{v} is incompressible ($\nabla \cdot \mathbf{v} = 0$) and obeys the Stokes equation,

$$\eta \nabla^2 \mathbf{v} = \nabla P + \rho_e (E_0 \mathbf{e}_x - \nabla \phi), \quad (86)$$

where η is the viscosity of the electrolyte and P denotes the pressure. The second term on the right hand side comes from the presence of a charge density ρ_e and an externally applied electric field of magnitude E_0 acting along the channel, as well as the electric potential ϕ due to the ions themselves. This ionic induced electric potential obeys the Poisson equation

$$\varepsilon \nabla^2 \phi = -\rho_e, \quad (87)$$

with ε the dielectric permittivity of the solution. The charge density in the mean field Poisson-Boltzmann approximation is given by

$$\rho_e = -2q\rho_b \sinh(q\beta\psi), \quad (88)$$

with ρ_b the bulk concentration of cations or anions and where $\psi = \phi - E_0x$ is the total electrostatic potential. If one is interested in the flow at the level of linear response in E_0 , one can ignore the dependence of ψ on E_0 in Eq. (88) to obtain

$$\rho_e(z) \simeq -2q\rho_b \sinh(q\beta\phi(z)), \quad (89)$$

and thus obtain translational invariance along the channel. With these assumptions, writing Eq. (86) in the x direction leads to

$$\eta \frac{d^2v}{dz^2} = \frac{dP}{dx} + \rho_e(z)E_0. \quad (90)$$

Assuming that there is no pressure drop along the channel and using Eq. (87), we find

$$\eta \frac{d^2v}{dz^2} = \rho_e(z)E_0 = -\varepsilon E_0 \frac{d^2\phi(z)}{dz^2}, \quad (91)$$

which can be integrated to obtain

$$v(z) = -\frac{\varepsilon E_0}{\eta} [\phi(z) + az + b], \quad (92)$$

where a and b are constants. Imposing no slip boundary conditions at the surfaces $z = \pm H$ then gives a velocity field which is completely determined in terms of the potential ϕ and is given by

$$v(z) = -\frac{\varepsilon E_0}{\eta} \left(\phi(z) - \frac{1}{2H} [\phi(H) - \phi(-H)]z - \frac{1}{2} [\phi(H) + \phi(-H)] \right). \quad (93)$$

Note that when $\phi(H) \neq \phi(-H)$, the breaking of symmetry due to a difference in surface potentials generates a linear shear component to the flow. In the absence of potential difference, the flow is nearly constant at distances greater than the Debye length from the surface and is referred to as a

plug flow. Differing zeta potentials can be generated by using different or treated surfaces³². If we assume that the electrolyte can be treated in the weak coupling regime where $\beta q\phi$ is sufficiently small (and so in particular the surface potential is weak), the Poisson-Boltzmann equation can be linearized giving the Debye-Hückel approximation

$$\frac{d^2\phi(z)}{dz^2} = \kappa^2\phi(z), \quad (94)$$

where

$$\kappa = \sqrt{\frac{2q^2\beta\rho_b}{\varepsilon}} \quad (95)$$

is the inverse Debye screening length. The solution to this equation for this system is then simply

$$\phi(z) = \frac{1}{2} \frac{\cosh(\kappa z)}{\cosh(\kappa H)} (\zeta_+ + \zeta_-) + \frac{1}{2} \frac{\sinh(\kappa z)}{\sinh(\kappa H)} (\zeta_+ - \zeta_-), \quad (96)$$

where $\zeta_{\pm} = \phi(\pm H)$ are the zeta potentials at the upper and lower surfaces. Physically, the zeta potential often arises due to the presence of a uniform surface charge. It is related to the zeta potential by invoking electro-neutrality which implies that the electric field is zero outside the channel and gives

$$-\varepsilon \frac{\partial\phi}{\partial z} \Big|_{z=-H} = \sigma_-, \quad (97)$$

$$\varepsilon \frac{\partial\phi}{\partial z} \Big|_{z=H} = \sigma_+, \quad (98)$$

and in terms of the surface charges, we have

$$\phi(z) = \frac{1}{2\varepsilon\kappa} \frac{\cosh(\kappa z)}{\sinh(\kappa H)} (\sigma_+ + \sigma_-) + \frac{1}{2\varepsilon\kappa} \frac{\sinh(\kappa z)}{\cosh(\kappa H)} (\sigma_+ - \sigma_-), \quad (99)$$

from which the values of the corresponding zeta potentials can be deduced as a function of surface charges. Working in terms of the zeta potentials, we find the average drift

$$\langle v \rangle_0 = \frac{\varepsilon E_0}{2\kappa H \eta} (\zeta_+ + \zeta_-) (\kappa H - \tanh(\kappa H)). \quad (100)$$

Assuming a homogeneous diffusion constant D_b throughout the system, we find that the diffusion constant due to Taylor dispersion by the flow can be written in the form

$$D_{\parallel}^{(T)} = \frac{\varepsilon^2 E_0^2 H^2}{30D_b\eta^2} \left[\left(\frac{\zeta_+ + \zeta_-}{2} \right)^2 \Delta_s(c) + \left(\frac{\zeta_+ - \zeta_-}{2} \right)^2 \Delta_a(c) \right], \quad (101)$$

where $H = c/\kappa$ is the height measured in terms of the Debye screening length $\ell_D = 1/\kappa$ (so when c is small, the Debye layer is large with respect to the channel length and for c large, the layer is

localized near the surface). The functions $\Delta_s(c)$ (the contribution from the symmetric part of the zeta potentials) and $\Delta_a(c)$ (the contribution from the antisymmetric part of the zeta potentials) are given by

$$\Delta_s(c) = \frac{5}{c^4} [12 + 2c^2 - (5c^2 + 12)\text{sech}^2(c) - 9c \tanh(c)] \quad (102)$$

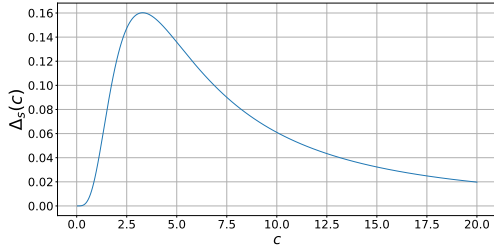
$$\Delta_a(c) = \frac{1}{c^4} [-60 + 30c^2 + 4c^4 + 5c((3 - 4c^2) \coth(c) + 9c \operatorname{cosech}^2(c))]. \quad (103)$$

This result agrees with that obtained for $\zeta_+ = \zeta_-$ in Ref²⁵. In the limit of small c (weak screening) and large c (strong screening), we find

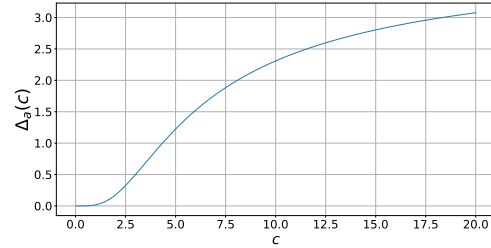
$$\Delta_s(c) \simeq \frac{4c^4}{63} \text{ as } c \rightarrow 0 \quad \text{and} \quad \Delta_s(c) \simeq \frac{10}{c^2} \text{ as } c \rightarrow \infty \quad (104)$$

$$\Delta_a(c) \simeq \frac{4c^4}{189} \text{ as } c \rightarrow 0 \quad \text{and} \quad \Delta_a(c) \simeq 4 - \frac{20}{c} \text{ as } c \rightarrow \infty. \quad (105)$$

The full form of the functions Δ_s and Δ_a are shown in Fig. 6 (a) and (b) respectively.



(a) Symmetric function $\Delta_s(c)$ - Eq. (102)



(b) Antisymmetric function $\Delta_a(c)$ - Eq. (103)

FIG. 6. Scaling functions $\Delta_s(c)$ and $\Delta_a(c)$ for Taylor dispersion in electroosmotic flow

We thus see that the symmetric contribution to Taylor dispersion is more important for c small, however when c is large, the contribution from the antisymmetric term tends to be bigger. This latter point is due to the fact that the symmetric component is a plug flow which is constant away from the edges and the region where it varies vanishes as $c \rightarrow \infty$. In contrast, the anti-symmetric contribution becomes a shear flow in this same limit and thus still disperses the tracer. We also note that the function $\Delta_s(c)$ exhibits a maximum value $\Delta_s(c_{max}) \simeq 0.16$ at $c_{max} \simeq 3.3$, whereas $\Delta_a(c)$ increases monotonically as c increases.

The finite time correction is also available within our formalism, we find

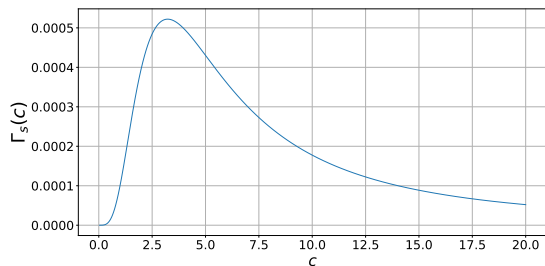
$$C_{\parallel,e}^{(T)} = \frac{E_0^2 \epsilon^2 H^4}{D_b^2 \eta^2} \left[\left(\frac{\zeta_+ + \zeta_-}{2} \right)^2 \Gamma_s(c) + \left(\frac{\zeta_+ - \zeta_-}{2} \right)^2 \Gamma_a(c) \right], \quad (106)$$

with the functions

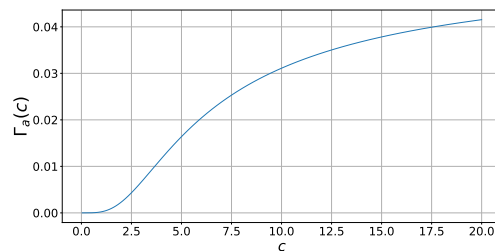
$$\Gamma_s(c) = -\frac{3}{c^6} - \frac{2}{3c^4} + \frac{1}{45c^2} + \frac{5 \tanh(c)}{2c^5} + \frac{(270 + 105c^2 - 2c^4) \operatorname{sech}^2(c)}{90c^6} \quad (107)$$

$$\Gamma_a(c) = \frac{2}{c^6} - \frac{2}{c^4} + \frac{1}{3c^2} + \frac{17}{315} + \left(\frac{1}{2c^5} + \frac{2}{3c^3} - \frac{4}{15c} \right) \coth(c) + \frac{-15 + 2c^2}{6c^4 \sinh^2(c)}. \quad (108)$$

that are shown in Fig. 7. Interestingly they have a similar form to the corresponding scaling functions for the Taylor component of the diffusion constant. While the symmetric term Γ_s exhibits a maximum before decaying to zero, the anti-symmetric component Γ_a monotonically increases.



(a) Symmetric function $\Gamma_s(c)$ - Eq. (107)



(b) Antisymmetric function $\Gamma_a(c)$ - Eq. (108)

FIG. 7. Scaling functions $\Gamma_s(c)$ and $\Gamma_a(c)$ for the finite time correction for electroosmotic flows

We note that using the formalism developed here, one can study the diffusion of a charged particle in an electroosmotic flow. The addition of a tracer charge means that the integrals involved no longer appear to be exactly calculable, however numerically since the computation is straight forward.

VII. CONCLUSION

We have revisited the problem of Taylor dispersion in plane and cylindrical channels which are invariant under translation along the channel, that is to say the direction in which the dispersion occurs. For the case of a general diffusion constant D_\perp and potential V acting on the tracer, both of which depend on the distance from the channel center, we have given simple and general formulas for both plane and cylindrical geometries. Essentially, the formulas found encapsulate all known results on dispersion in these channel geometries and further more generalize them. Even results on systems with reaction diffusion with the surfaces can be found and moreover they can be formulated in terms of surface potentials, giving an improved understanding surface mediated effects on Taylor dispersion. Beyond the examples studied here, many more remain

to be investigated either analytically or numerically. In particular, the very compact form and generality of the results given here are ideally suited to predict Taylor dispersion in systems where the microscopic parameters such as the diffusion tensor and effective potential can be determined experimentally^{19,21,22}.

ACKNOWLEDGEMENTS

The authors would like to thank Yacine Amarouchene, Vincent Bertin and Thomas Salez for useful and insightful discussions on this subject.

Appendix A: General long time behavior

In the limit $t \rightarrow +\infty$, Eq. (30) becomes

$$\langle X_t^2 \rangle_{cT} \simeq 2D_{\parallel e}^{(T)} t - 2C_{\parallel e}^{(T)}, \quad (\text{A1})$$

with

$$D_{\parallel e}^{(T)} = \int_{-H}^H dz \int_{-H}^H dz' v(z) \sum_{\lambda > 0} \frac{\Psi_{R\lambda}(z) \Psi_{L\lambda}(z')}{\lambda} v(z') p_0(z'), \quad (\text{A2})$$

and

$$C_{\parallel e}^{(T)} = \int_{-H}^H dz \int_{-H}^H dz' v(z) \sum_{\lambda > 0} \frac{\Psi_{R\lambda}(z) \Psi_{L\lambda}(z')}{\lambda^2} v(z') p_0(z'). \quad (\text{A3})$$

We define the pseudo-Green's function by

$$G_P(z, z') = \sum_{\lambda > 0} \frac{\Psi_{R\lambda}(z) \Psi_{L\lambda}(z')}{\lambda}, \quad (\text{A4})$$

and we note that we can write

$$C_{\parallel e}^{(T)} = \int_{-H}^H dz \int_{-H}^H dz' v(z) G_P^2(z, z') v(z') p_0(z'), \quad (\text{A5})$$

where we have used the operator notation

$$G_P^2(z, z') = \int_{-H}^H dz'' G_P(z, z'') G_P(z'', z'). \quad (\text{A6})$$

A direct computation then shows that

$$\mathcal{H} G_P(z, z') = \sum_{\lambda > 0} \Psi_{R\lambda}(z) \Psi_{L\lambda}(z'), \quad (\text{A7})$$

Generalized Taylor dispersion for translationally invariant microfluidic systems

and using the completeness relation for eigenfunctions $\sum_{\lambda} \psi_{R\lambda}(z) \psi_{L\lambda}(z') = \delta(z - z')$, we can thus write

$$\mathcal{H} G_P(z, z') = \delta(z - z') - p_0(z). \quad (\text{A8})$$

It is also easy to see that $\int_{-H}^H dz G_P(z, z') = 0$ and that $G_P(z, z')$ obeys the no flux boundary conditions given in Eq. (18) as a function of z . From this, we can also see that

$$f(z) = \int_{-H}^H dz' G_P(z, z') v(z') p_0(z'), \quad (\text{A9})$$

obeys

$$\mathcal{H} f(z) = [v(z) - \langle v \rangle_0] p_0(z), \quad (\text{A10})$$

again with the no flux boundary condition Eq. (18) and the *orthogonality* condition

$$\int_{-H}^H dz f(z) = 0. \quad (\text{A11})$$

This then gives the compact formula

$$D_{||e}^{(T)} = \int_{-H}^H dz v(z) f(z). \quad (\text{A12})$$

We can also write

$$D_{||e}^{(T)} = \int_{-H}^H dz g(z) v(z) p_0(z), \quad (\text{A13})$$

where

$$g(z) = \int_{-H}^H dz' v(z') G_P(z', z). \quad (\text{A14})$$

Acting on the above equation with \mathcal{H}^\dagger gives

$$\mathcal{H}^\dagger g(z) = v(z) - \langle v \rangle_0. \quad (\text{A15})$$

The boundary condition on $g(z)$ is $\frac{dg}{dz}|_{z=\pm H} = 0$ and $g(z)$ also obeys the integral constraint $\int_{-H}^H dz p_0(z) g(z) = 0$. However, it is straightforward to see that the solution for g is simply $g(z) = f(z)/p_0(z)$ where $f(z)$ is the solution to Eq. (A10) with the boundary conditions given after Eq. (A10). This observation is useful for the computation of the term $C_{||e}$ which can be written as

$$C_{||e}^{(T)} = \int_{-H}^H dz dz' dz'' v(z) G_P(z, z'') G_P(z'', z') p_0(z') v(z') = \int_{-H}^H dz \frac{f^2(z)}{p_0(z)}. \quad (\text{A16})$$

In general, the finite time correction given by the above term can be computed in terms of the Green's function, it does not require knowledge of all the eigenfunctions of the problem, and can

be used in more general contexts than that considered here^{9,10,29,30}. We also note that the formula given is easily amenable to numerical analysis and could prove useful in experimental analyses where finite time data can be fitted with the linear form given in Eq. (A1). We also note from Eq. (A16) that $C_{||e}^{(T)}$ is always positive, this means that a linear fit of the average late time mean squared displacement $y(t) = \langle X_t^2 \rangle_c$ should cross the $y = 0$ axis at positive value of t .

We therefore see that the late time correction for Taylor dispersion can be extracted from the function $f(z)$. Finding the solution for $f(z)$ is straightforward, it is given by

$$f(z) = \frac{1}{\mathcal{N}} \exp(-\beta V(z)) [\langle R \rangle_0 - R(z)], \quad (\text{A17})$$

where $R(z)$ is given by

$$R(z) = \int_{-H}^z dz' \frac{J(z') \exp(\beta V(z'))}{D_{\perp}(z')}, \quad (\text{A18})$$

and $J(z)$ is given by

$$J(z) = \int_{-H}^z dz' \exp(-\beta V(z')) [v(z) - \langle v \rangle_0]. \quad (\text{A19})$$

The expression for $D_{||e}^{(T)}$ can be rewritten in a more symmetric fashion, using the Eq. (A12) and the condition Eq. (A11) we have

$$D_{||e}^{(T)} = \int_{-H}^H dz (v(z) - \langle v \rangle_0) f(z) = \frac{1}{\mathcal{N}} \int_{-H}^H dz \frac{dJ(z)}{dz} (\langle R \rangle_0 - R(z)). \quad (\text{A20})$$

Integrating by parts and using the no-flux boundary condition $J(\pm H) = 0$ then yields

$$D_{||e}^{(T)} = \frac{1}{\mathcal{N}} \int_{-H}^H dz \frac{J^2(z) \exp(\beta V(z))}{D_{\perp}(z)}. \quad (\text{A21})$$

In addition, using the above expressions, the late time correction can be rewritten

$$C_{||e}^{(T)} = \langle R^2 \rangle_0 - \langle R \rangle_0^2, \quad (\text{A22})$$

which is of course equivalent to Eq. (A16).

Appendix B: Derivation of the dispersion for strong wall interactions using saddle-point approximation

Let us consider a channel where the potential is localized near the wall. Two cases spring to mind, one where the potential has a single minimum at a position z_{min} close to the wall and no energy barrier to attain it, secondly one could imagine that there is an energy barrier due to a maximum in the potential at z_{max} to the right of z_{min} at the left wall.

For systems possessing a symmetry under $z \rightarrow -z$, we can write the Taylor dispersion contribution to the diffusion constant along the channel as

$$D_{||e}^{(T)} = \frac{2}{\mathcal{N}} \int_{-H+\ell}^0 dz \frac{J^2(z)}{D_{\perp}(z)} + \frac{2}{\mathcal{N}} \int_{-H}^{-H+\ell} dz \exp(\beta V(z)) \frac{J^2(z)}{D_{\perp}(z)}. \quad (\text{B1})$$

In the region $[-H, -H + \ell]$ we will treat the problem via the saddle point approximation (keeping the fluctuation term) and assuming that the velocity field $v(z)$ and diffusion constants vary much more slowly than the potential $V(z)$. For a potential with a minimum near the wall but with a maximum between the wall and the bulk, we find that the partition function is given by

$$\mathcal{N} = 2 \left[H - \ell + \frac{\sqrt{2\pi}}{\sqrt{|\beta V''(z_{min})|}} \exp(-\beta V(z_{min})) \right]. \quad (\text{B2})$$

From the above, we see that the equilibrium probability density in the bulk can be written as

$$p_{b0} = \frac{1}{2 \left[H - \ell + \frac{\sqrt{2\pi}}{\sqrt{|\beta V''(z_{min})|}} \exp(-\beta V(z_{min})) \right]}, \quad (\text{B3})$$

while the probability to be on either of the surfaces is

$$P_{s0} = \frac{\frac{\sqrt{2\pi}}{\sqrt{|\beta V''(z_{min})|}} \exp(-\beta V(z_{min}))}{2 \left[H - \ell + \frac{\sqrt{2\pi}}{\sqrt{|\beta V''(z_{min})|}} \exp(-\beta V(z_{min})) \right]}, \quad (\text{B4})$$

the saddle point approximation respects the conservation of probability as we see that $2P_{s0} + 2p_{b0}(H - \ell) = 1$. Clearly, to be in a limit where the surface affects the dispersion, one needs to consider the limit where P_{s0} is $\mathcal{O}(1)$. Carrying out a similar analysis, we find

$$\begin{aligned} D_{||e}^{(T)} &\simeq 2p_{b0} \int_{-H+\ell}^0 dz \frac{J^2(z)}{D_{\perp}(z)} + 2p_{b0} \frac{\sqrt{2\pi}}{\sqrt{|\beta V''(z_{max})|}} \frac{J^2(z_{max})}{D_{\perp}(z_{max})} \exp(\beta V(z_{max})) \\ &= D_{||e}^{(Tb)} + D_{||e}^{(Ts)}, \end{aligned} \quad (\text{B5})$$

where in the last line above, we have decomposed the advective contribution to the diffusion constant into a bulk $D_{||e}^{(Tb)}$ and a surface term $D_{||e}^{(Ts)}$ which is sensitive to the maximum in the potential (if present). The surface contribution can be written as

$$D_{||e}^{(Ts)} = 2 \frac{p_{b0}^2}{P_{s0}} J^2(z_{max}) \tau, \quad (\text{B6})$$

where

$$\tau = \frac{2\pi}{\sqrt{|\beta^2 V''(z_{max}) V''(z_{min})|} D_{\perp}(z_{max})} \exp(\beta [V(z_{max}) - V(z_{min})]) \quad (\text{B7})$$

can be shown to be the time to cross the energy barrier between z_{min} and z_{max} assuming that the diffusion constant can be treated as a constant in this region (in particular $D_{\perp}(z_{max}) \simeq D_{\perp}(z_{min})$). In the absence of a maximum of the potential before the wall, one can take $\tau = 0$. We note that this term is always positive and so any barrier in potential between the surface and the bulk will in general increase Taylor dispersion.

In the left edge region where $z < -H + \ell$, we find that the current is given by

$$J(z) \simeq 0 \text{ for } z < z_{min} \quad (\text{B8})$$

and

$$J(z) \simeq \frac{P_{s0}}{p_{b0}}(v(z_{min}) - \langle v \rangle_0) \text{ for } z > z_{min}, \quad (\text{B9})$$

while, in the bulk, for $z > -H + \ell$

$$J(z) = \frac{P_{s0}}{p_{b0}}(v(z_{min}) - \langle v \rangle_0) + \int_{-H+\ell}^z dz' (v(z') - \langle v \rangle_0). \quad (\text{B10})$$

We also have

$$\langle v \rangle_0 = 2P_{s0}v(z_{min}) + 2p_{b0} \int_{-H+\ell}^0 dz v(z), \quad (\text{B11})$$

and which can also be written as

$$\langle v \rangle_0 = \langle v \rangle_b + 2P_{s0}(v(z_{min}) - \langle v \rangle_b), \quad (\text{B12})$$

where

$$\langle v \rangle_b = \frac{1}{H - \ell} \int_{-H-\ell}^0 dz v(z) \quad (\text{B13})$$

is the average of the advection velocity field in the bulk region of the channel $[-H + \ell, H - \ell]$ where there is no potential. From Eq. (B11) and Eq. (B9), we find

$$J(z_{max}) = \frac{P_{s0}}{p_{b0}}(v(z_{min}) - \langle v \rangle_0), \quad (\text{B14})$$

which yields

$$\begin{aligned} D_{||e}^{(Ts)} &= 2P_{s0}\tau(v(z_{min}) - \langle v \rangle_0)^2 \\ &= 2P_{s0}\tau(1 - 2P_{s0})^2(v(z_{min}) - \langle v \rangle_b)^2. \end{aligned} \quad (\text{B15})$$

Note that this term is zero when $P_{s0} = 0$, so there is zero probability to be in the wall region, but also when $\tau = 0$, that is to say it requires the existence of the local maximum in the potential before the local minimum next to the wall. For the *bulk term*, we find

$$\begin{aligned} D_{||e}^{(Tb)} &= \frac{2}{p_{b0}} \int_{-H+\ell}^0 dz \frac{(P_{s0}(v(z_{min}) - \langle v \rangle_0) + p_{b0} \int_{-H+\ell}^z dz' (v(z') - \langle v \rangle_0))^2}{D_{\perp}(z)} \\ &= 2p_{b0} \int_{-H+\ell}^0 dz \frac{(-2zP_{s0}(v(z_{min}) - \langle v \rangle_b) + \int_{-H+\ell}^z dz' (v(z') - \langle v \rangle_b))^2}{D_{\perp}(z)}. \end{aligned} \quad (\text{B16})$$

Expanding the integrand yields

$$D_{||e}^{(Tb)} = 8p_{b0}P_{s0}^2(v(z_{min}) - \langle v \rangle_b)^2 \int_{-H+\ell}^0 dz \frac{z^2}{D_{\perp}(z)} + 2p_{b0} \int_{-H+\ell}^0 dz \frac{(\int_{-H+\ell}^z dz' (v(z') - \langle v \rangle_b))^2}{D_{\perp}(z)} \\ + 8p_{b0}P_{s0}(\langle v \rangle_b - v(z_{min})) \int_{-H+\ell}^0 dz \frac{z \int_{-H+\ell}^z dz' (v(z') - \langle v \rangle_b)}{D_{\perp}(z)}, \quad (\text{B17})$$

and we note that the second term can be written as

$$2p_{b0} \int_{-H+\ell}^0 dz \frac{(\int_{-H+\ell}^z dz' (v(z') - \langle v \rangle_b))^2}{D_{\perp}(z)} = (1 - 2P_{s0})D_{||e}^{(Tb)}(H - \ell, V = 0), \quad (\text{B18})$$

where $D_{||e}^{(T)}(H - \ell, V = 0)$ is the Taylor dispersion generated part of the diffusion constant for the system with size $H - \ell$ and without any potential, that is to say the same $v(z)$ and $D_{\perp}(z)$ but restricted to the region $[-H + \ell, H - \ell]$. In the case where $D_{\perp}(z)$ can be approximated by a constant in the bulk region, so assuming that modifications of the diffusion constant, due to the finite particle size, only play a role in the surface layer, we find

$$D_{||e}^{(Tb)} = 8p_{b0}P_{s0}^2(v(z_{min}) - \langle v \rangle_b)^2 \frac{(H - \ell)^3}{3D_{\perp}} + 2\frac{p_{b0}}{D_{\perp}} \int_{-H+\ell}^0 dz \left(\int_{-H+\ell}^z dz' (v(z') - \langle v \rangle_b) \right)^2 \\ - \frac{8p_{b0}P_{s0}(v(z_{min}) - \langle v \rangle_b)}{D_{\perp}} \int_{-H+\ell}^0 dz z \int_{-H+\ell}^z dz' (v(z') - \langle v \rangle_b). \quad (\text{B19})$$

Now integrating the last term by parts yields

$$D_{||e}^{(Tb)} = 8p_{b0}P_{s0}^2(v(z_{min}) - \langle v \rangle_b)^2 \frac{(H - \ell)^3}{3D_{\perp}} + 2\frac{p_{b0}}{D_{\perp}} \int_{-H+\ell}^0 dz \left(\int_{-H+\ell}^z dz' (v(z') - \langle v \rangle_b) \right)^2 \\ + \frac{4p_{b0}P_{s0}(v(z_{min}) - \langle v \rangle_b)}{D_{\perp}} \int_{-H+\ell}^0 dz z^2 (v(z) - \langle v \rangle_b). \quad (\text{B20})$$

We now compare with the results of a surface reaction diffusion model^{8,14}. In these previous studies a Poiseuille flow with no-slip boundary conditions at the boundary was used so we set

$$v(z) = v_0 \left(1 - \frac{z^2}{H_s^2} \right), \quad (\text{B21})$$

where $H_s = h$ corresponds to the no slip boundary condition and $H_s > h$ corresponds to a finite slip length. We now have a surface layer with $\ell = 0$ and so we take $z_{min} = -H$. In addition, no variation in the diffusion constant perpendicular to the channel was considered so we take $D_{\perp}(z) = D_b$ where D_b is the bulk diffusion constant. Finally, we assume that the ratio of the probability, at equilibrium, to be on the surface to that to be in the bulk

$$\alpha = \frac{\frac{\sqrt{2\pi}}{\sqrt{|\beta V''(z_{min})|}} \exp(-\beta V(z_{min}))}{H}, \quad (\text{B22})$$

is of order one. This definition now implies that

$$P_{s0} = \frac{1}{2} \frac{\alpha}{1 + \alpha}; p_{b0} = \frac{1}{2H} \frac{1}{1 + \alpha}, \quad (\text{B23})$$

and we thus obtain

$$\frac{D_{||e}^{(Tb)}}{D_b} = Pe^2 \frac{2 + 18\alpha + 51\alpha^2}{105(1 + \alpha)^3}, \quad (\text{B24})$$

where

$$Pe = \frac{2v_0H^3}{3H_s^2D_b}, \quad (\text{B25})$$

is the relevant Péclet number. The surface contribution to Taylor dispersion yields

$$\frac{D_{||e}^{(Tb)}}{D_b} = \frac{4H^4}{9D_bH_s^4} v_0^2 \frac{\alpha\tau}{(1 + \alpha)^3} = Pe^2 \frac{\alpha}{(1 + \alpha)^3} \frac{D_b\tau}{H^2}. \quad (\text{B26})$$

If we assume that the diffusion constant on the surface region is given by $D_{||s}$ and $D_{\perp s}$ (along and perpendicular to the surface), we obtain the result

$$\frac{D_{||e}}{D_b} = \frac{1 + \alpha s_{||}}{1 + \alpha} + Pe^2 \left(\frac{2 + 18\alpha + 51\alpha^2}{105(1 + \alpha)^3} + \frac{\alpha}{(1 + \alpha)^3} \frac{D_b\tau}{H^2} \right), \quad (\text{B27})$$

where $s_{||} = D_{s||}/D_b$ in the first term, and we note that this first term simply corresponds to the change in molecular diffusion along the channel due to the interaction with the wall. In this particular case, we have

$$\tau = \frac{2\pi}{\beta \sqrt{|V''(z_{max})V''(z_{min})|} D_{s\perp}} \exp(\beta[V(z_{max}) - V(z_{min})]), \quad (\text{B28})$$

and we also note that the term $\tau_T = H^2/D_b$ in the last term of Eq. (B27) is commonly referred to as the Taylor time, the time to cross the bulk of the system from one side to another or equivalently the equilibration time for reflected Brownian motion in the channel.

Data availability statement: Data sharing is not applicable to this article as no new data were created or analyzed in this study.

REFERENCES

- ¹G.I. Taylor, *Dispersion of soluble matter in solvent flowing slowly through a tube*, Proc. Roy. Soc. A. **219**, 186 (1953).
- ²R. Aris, *On the dispersion of a solute in a fluid flowing through a tube*, Proc. Roy. Soc. A. **235**, 67 (1956).

- ³I. Frankel and H. Brenner, *On the foundations of generalized Taylor dispersion theory*, J. Fluid Mech. **204**, 97 (1989).
- ⁴N.G. Barton, *On the method of moments for solute dispersion*, J. Fluid. Mech. **126**, 205 (1983).
- ⁵S. Vedel, E. Hovad and H. Bruus, *Time dependent Taylor Aris dispersion of an initial point concentration*, J. Fluid. Mech. **752**, 107 (2014).
- ⁶A. Adrover, C. Venditti and M. Giona, *Laminar dispersion at low and high Peclet numbers in a sinusoidal microtube: Point-size versus finite-size particles*, Physics of Fluids, 31(6), 062003 (2019).
- ⁷A. Adrover, C. Passaretti, C. Venditti and M. Giona, *Exact moment analysis of transient dispersion properties in periodic media*, Physics of Fluids, 31(11), 112002 (2019)..
- ⁸H. Brenner and D.A. Edwards, *Macrotransport processes*, (Butterworth-Heinemann, Stoneham) (1993).
- ⁹T. Guérin and D.S. Dean, *Force induced dispersion in heterogeneous media*, Phys. Rev. Lett. **115**, 020601 (2015).
- ¹⁰T. Guérin and D.S. Dean, *Kubo formulas for dispersion in heterogeneous periodic nonequilibrium systems*, Phys. Rev. E **92**, 062103 (2015).
- ¹¹G.N. Mercer and A.J. Roberts, *A centre manifold description of contaminant dispersion in channels with varying flow properties*, SIAM J. Appl. Math. **50**, 1547 (1990).
- ¹²G. N. Mercer and A. J. Roberts, *A complete model of shear dispersion in pipes*, Jpn. J. Ind. Appl. Math. **11**, 499 (1994).
- ¹³V. Balakotaiah and H.-S. Chang, *Dispersion of chemical solutes in chromatographs and reactors*, Phil. Trans. R. Soc. Lond. A **351**, 39 (1995).
- ¹⁴M. Levesque, O. Bénichou, R. Voituriez and B. Rotenberg, *Taylor dispersion with adsorption and desorption*, Phys. Rev. E **86**, 036316 (2012).
- ¹⁵A.M. Berezhkovskii and A.T. Skvortsov, *Aris-Taylor dispersion with drift and diffusion of particles on the tube wall*, J. Chem. Phys. **139**, 084101 (2013).
- ¹⁶J. Happel and H. Brenner, *Low Reynolds number hydrodynamics* (Kluwer, Dordrecht) (1991).
- ¹⁷C.W. Oseen, *Neuere Methoden und Ergebnisse in der Hydrodynamik* (Akademische Verlagsgesellschaft, Leipzig) (1927).
- ¹⁸P. Ganatos, S. Weinbaum, and R. Pfeffer, *A strong interaction theory for the creeping motion of a sphere between plane parallel boundaries. Part 1. Perpendicular motion*, J. Fluid Mech. **99**, 739 (1980).

- ¹⁹E. R. Dufresne, D. Altman, and D. G. Grier, *Brownian dynamics of a sphere between parallel walls*, Europhys. Lett. **53**, 264 (2001).
- ²⁰H. Brenner and L.J. Gaydos, *The Constrained Brownian Movement of Spherical Particles in Cylindrical Pores of Comparable Radius: Models of the Diffusive and Convective Transport of Solute Molecules in Membranes and Porous Media*, J. Colloid Interface Sci. **58**, 312 (1976).
- ²¹L. P. Faucheux and A. J. Libchaber, *Confined Brownian motion*, Phys. Rev. E **49**, 5158 (1994).
- ²²A. Vilquin, V. Bertin, P. Souillard, G. Guyard, E. Raphaël, F. Restagno, T. Salez and J. McGraw, *Time dependence of advection-diffusion coupling for nanoparticle ensembles*, arXiv:2007.08261 (2020).
- ²³A.W.C. Lau and T.C. Lubensky, *State-dependent diffusion: Thermodynamic consistency and its path integral formulation*, Phys. Rev. E **76**, 011123 (2007).
- ²⁴Y. Avni, S. Komura, and D. Andelman, *Brownian motion of a charged colloid in restricted confinement*, arXiv.2012.07070 (2020).
- ²⁵S.K. Griffiths and R.H. Nilson, *Hydrodynamic dispersion of a neutral nonreacting solute in electroosmotic flow*, Anal. Chem.**71**, 5522 (1999).
- ²⁶G. Barton, *Elements of Green's functions and propagation*, Clarendon Press, Oxford, (1989).
- ²⁷A. Singer, Z. Schuss, A. Osipov and D. Holcman, *Partially reflected diffusion*, SIAM J. Appl. Math., **3**,68, 844-668, (2008)
- ²⁸C. Gardiner, *Stochastic methods for physics, and handbook for the natural and social sciences*, Springer Series in Synergetics, (2009).
- ²⁹D.S. Dean and G. Oshanin, *Approach to asymptotically diffusive behavior for Brownian particles in periodic potentials: Extracting information from transients*, Phys. Rev. E **90**, 022112 (2014).
- ³⁰D.S. Dean and T. Guérin, *Approach to asymptotically diffusive behavior for Brownian particles in media with periodic diffusivities*, Phys. Rev. E **90**, 062114 (2014).
- ³¹J.H. Masliyah and S. Bhattacharjee, *Electrokinetic and colloid transport phenomena* (John Wiley and Sons, Hoboken) (2006).
- ³²D. Mampallil and D. van den Ende, *Electroosmotic shear flow in microchannels*, J. Colloid Interface Sci **390**, 234, (2013).
- ³³S.K. Griffiths and R.H. Nilson, *Electroosmotic fluid flow and late time solute transport for large zeta potentials*, Anal. Chem.**72**, 4767 (1999).