

Unified description of cuprate superconductors using four-band d - p model

Hiroshi Watanabe^{1,2,*}, Tomonori Shirakawa^{3,4}, Kazuhiro Seki⁵, Hirofumi Sakakibara^{2,6,7}, Takao Kotani^{6,7}, Hiroaki Ikeda⁸, and Seiji Yunoki^{2,3,4,5}

¹*Research Organization of Science and Technology, Ritsumeikan University, Shiga 525-8577, Japan*

²*Computational Condensed Matter Physics Laboratory,*

RIKEN Cluster for Pioneering Research (CPR), Saitama 351-0198, Japan

³*Computational Materials Science Research Team,*

RIKEN Center for Computational Science (R-CCS), Hyogo 650-0047, Japan

⁴*Quantum Computational Science Research Team,*

RIKEN Center for Quantum Computing (RQC), Saitama 351-0198, Japan

⁵*Computational Quantum Matter Research Team,*

RIKEN Center for Emergent Matter Science (CEMS), Saitama 351-0198, Japan

⁶*Advanced Mechanical and Electronic System Research Center (AMES),*

Faculty of Engineering, Tottori University, Tottori 680-8552, Japan

⁷*Center of Spintronics Research Network (CSRN),*

Graduate School of Engineering Science, Osaka University, Osaka, 560-8531, Japan

⁸*Department of Physics, Ritsumeikan University, Shiga 525-8577, Japan*

(Dated: May 26, 2021)

In the 35 years since the discovery of cuprate superconductors, we have not yet reached a unified understanding of their properties, including their material dependence of the superconducting transition temperature T_c . The preceding theoretical and experimental studies have provided an overall picture of the phase diagram, and some important parameters for the T_c , such as the contribution of the Cu d_{z^2} orbital to the Fermi surface and the site-energy difference Δ_{dp} between the Cu $d_{x^2-y^2}$ and O p orbitals. However, they are somewhat empirical and limited in scope, always including exceptions, and do not provide a comprehensive view of the series of cuprates. Here we propose a four-band d - p model as a minimal model to study material dependence in cuprates. Using the variational Monte Carlo method, we theoretically investigate the phase diagram for the La_2CuO_4 and $\text{HgBa}_2\text{CuO}_4$ systems and the correlation between the key parameters and the superconductivity. Our results comprehensively account for the empirical correlation between T_c and model parameters, and thus can provide a guideline for new material design. We also show that the effect of the nearest-neighbor d - d Coulomb interaction V_{dd} is actually quite important for the stability of superconductivity and phase competition.

I. INTRODUCTION

The discovery of superconductivity in cuprates has brought about the significant progress in strongly-correlated electron systems [1]. Along with the high superconducting transition temperature T_c , cuprates show anomalous phases and phenomena such as the Mott metal-insulator transition, pseudogap phenomena, and antiferromagnetic (AF) and charge-density-wave (or stripe) phases [2, 3]. Recently, nematic order [4] and ferromagnetic fluctuation [5, 6] have also been observed experimentally. These newly observed experiments being constantly reported with the underlying, possibly exotic, physics have continued to attract many researchers' interests over 35 years since the first high- T_c cuprate superconductor was synthesized.

It has been widely believed that the strong AF spin fluctuation characteristic to the two-dimensional square lattice structure triggers the various anomalous phenomena in cuprates [7–10]. On the basis of this picture, the effective one-band Hubbard model [11] has been studied with various numerical methods extensively [12, 13]. It

succeeded to describe the important physics in cuprates not only for the ground state but also for the excited state. The angle-resolved photoemission spectroscopy (ARPES) experiments show that the Fermi surface consists of only one energy band mainly derived from the Cu $d_{x^2-y^2}$ orbital [14] and thus the one-band models are justified as long as the low-energy physics is concerned.

However, recent theoretical and experimental development sheds light on the importance of the orbital degree of freedom in cuprates. For example, material dependence of T_c is difficult to discuss within the one-band models. The previous studies of the one-band models generally discussed the material dependence via the shape of different Fermi surfaces originated by different hopping integrals, e.g., the nearest-neighbor hopping t and the next nearest-neighbor hopping t' . Indeed, such treatment allowed us to capture the overall feature for the difference between hole-doped and electron-doped systems [15]. However, the material dependence of T_c for the hole-doped systems has not been able to be explained properly. Experimentally, T_c becomes higher with larger $|t'/t|$, i.e., more rounded Fermi surface [16]. On the contrary, it is predicted theoretically that in most one-band models, T_c is reduced because of poor nesting properties in rounded Fermi surfaces [17, 18]. A clue to resolving

* h-watanb@fc.ritsumei.ac.jp

this contradiction can be found by seriously considering the orbital degrees of freedom, especially, the Cu d_{z^2} orbital [18–20]. The study for the two-orbital model shows that the contribution of the d_{z^2} orbital to the Fermi surface, which is strong in low T_c materials, works against the $d_{x^2-y^2}$ -wave superconductivity [18]. This picture can explain the material dependence of T_c . Indeed, a recent ARPES experiment directly observed the hybridization gap between the d_{z^2} and $d_{x^2-y^2}$ orbitals and pointed out the importance of the multiorbital effect on superconductivity [21].

Another extension to a multiorbital model is the introduction of the O p orbitals. A minimal model that includes the Cu $d_{x^2-y^2}$, O p_x , and O p_y orbitals in the CuO₂ plane is known as the (three-band) d - p model or the Emery model [22]. The three-band d - p model has been studied with various numerical methods [23–47] as much as the one-band models. In these studies, the site-energy difference Δ_{dp} between the Cu $d_{x^2-y^2}$ and O $p_{x/y}$ orbitals is found to be an important parameter for understanding the material dependence of T_c . For example, the three-band d - p model can successfully reproduce the negative correlation between Δ_{dp} and T_c [34], namely, a smaller Δ_{dp} leads to a higher T_c . Furthermore, the role of the O p orbitals in the superconducting pairing [37, 41, 43, 44, 47], stripe order [26, 38], loop current [29, 30, 33], and nematic order [33, 36, 39, 40] has been discussed with the three-band d - p model. However, it is still difficult to correctly capture the correlation between Fermi surface topology and T_c within the three-band d - p model [28, 34].

In this paper, we study a four-band d - p model composed of the Cu $d_{x^2-y^2}$ and d_{z^2} orbitals and the O p_x and p_y orbitals, which can be expected to resolve the problems mentioned above. As typical examples of single-layer hole-doped cuprates, we consider La₂CuO₄ and HgBa₂CuO₄ systems. We construct the tight-binding model for these systems based on the first-principles calculation and examine the effect of Coulomb interaction by the variational Monte Carlo (VMC) method. We show that the material dependence of T_c is well explained with two key parameters, the site energy $\varepsilon_{d_{z^2}}$ of the Cu d_{z^2} orbital and the site-energy difference Δ_{dp} between the Cu $d_{x^2-y^2}$ and O $p_{x/y}$ orbitals, which is consistent with the empirical relation. We thus propose that the present four-band d - p model is a minimal model that can properly describe the material dependence of cuprate superconductors. Furthermore, we also study the effect of the nearest-neighbor d - d Coulomb interaction V_{dd} , which has not been discussed in detail previously. We show that V_{dd} substantially affects the stability of superconductivity and the phase competition among various phases, suggesting an important parameter for the effective model of cuprates. In addition, we find that V_{dd} induces a crossover from a Slater insulator to a Mott insulator at the undoped limit.

The rest of this paper is organized as follows. In Sec. II, a four-band d - p model on the two-dimensional square lat-

tice is introduced. The VMC method and the variational wave functions are also explained in Sec. II. The numerical results are then provided in Sec. III. The tight-binding energy bands for the La₂CuO₄ and HgBa₂CuO₄ systems, obtained on the basis of the first-principles calculation, are first shown in Sec. III A. The material and doping dependences of a superconducting correlation function are then examined and the role of two key parameters $\varepsilon_{d_{z^2}}$ and Δ_{dp} are clarified in Sec. III B. The effect of the nearest-neighbor d - d Coulomb interaction V_{dd} is investigated in Sec. III C. The phase competition among superconductivity and other phases is briefly discussed in Sec. III D. Finally, the paper concludes with a summary in Sec. IV. The details of the variational wave functions are described in Appendix.

II. MODEL AND METHOD

A. Four-band d - p model

As an effective low-energy model of cuprates, we consider a four-band d - p model on the two-dimensional square lattice (see Fig. 1) defined by the following Hamiltonian:

$$H = H_{\text{kin}} + H_{\text{int}} - H_{\text{dc}}. \quad (1)$$

Here, the kinetic term H_{kin} is described by

$$H_{\text{kin}} = \sum_{i,j,\sigma} \sum_{\alpha,\beta} t_{ij}^{\alpha\beta} c_{i\alpha\sigma}^\dagger c_{j\beta\sigma} \quad (2)$$

$$= \sum_{\mathbf{k},\sigma} \sum_m E_m(\mathbf{k}) a_{\mathbf{k}m\sigma}^\dagger a_{\mathbf{k}m\sigma}, \quad (3)$$

where Eq. (2) is the kinetic term in an orbital representation and Eq. (3) is in a band representation. $c_{i\alpha\sigma}^\dagger$ ($c_{i\alpha\sigma}$) is a creation (annihilation) operator of an electron at site i with spin σ ($=\uparrow, \downarrow$) and orbital α ($= 1, 2, 3, 4$) corresponding to $(d_{x^2-y^2}, d_{z^2}, p_x, p_y)$, respectively. $t_{ij}^{\alpha\beta}$ denotes a hopping integral between orbital α at site i and orbital β at site j . $t_{ii}^{\alpha\alpha}$ is a site energy ε_α for orbital α at site i . Equation (3) is obtained by diagonalizing Eq. (2), and the energy eigenvalue $E_m(\mathbf{k})$ is characterized by the wave vector \mathbf{k} and the energy band index m ($= 1, 2, 3, 4$). $a_{\mathbf{k}m\sigma}^\dagger$ ($a_{\mathbf{k}m\sigma}$) is a creation (annihilation) operator of the corresponding energy band with spin σ . The undoped parent compounds of cuprates correspond to one hole (i.e., seven electrons) per unit cell in this model, which is conventionally referred to as half filling, and hereafter we denote the carrier density as the number δ of holes per unit cell that are introduced into the system at half filling.

The Coulomb interaction term H_{int} is composed of

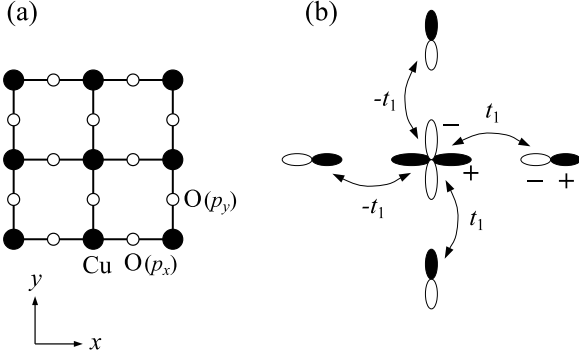


FIG. 1. (a) Schematic lattice structure of the four-band d - p model, forming the two-dimensional square lattice. Each Cu site contains $d_{x^2-y^2}$ and d_{z^2} orbitals, while there is either p_x or p_y orbital on O sites. The lattice constant between the nearest-neighbor Cu sites is set to be one, i.e., primitive translation vectors $|\mathbf{e}_x| = |\mathbf{e}_y| = 1$. (b) Phase convention for the Cu $d_{x^2-y^2}$ orbital and the O p_x and p_y orbitals. Solid (open) ovals indicate the positive (negative) phase. The hopping integral between the $d_{x^2-y^2}$ and $p_{x/y}$ orbitals, t_1 , is shown with the sign. The definitions of other hopping integrals ($t_2 - t_6$) are described in Appendix 1.

eight terms,

$$\begin{aligned}
H_{\text{int}} = & U_d \sum_i \left(n_{i\uparrow}^{d_1} n_{i\downarrow}^{d_1} + n_{i\uparrow}^{d_2} n_{i\downarrow}^{d_2} \right) \\
& + \left(U'_d - \frac{J}{2} \right) \sum_i n_i^{d_1} n_i^{d_2} - 2J \sum_i \mathbf{S}_i^{d_1} \cdot \mathbf{S}_i^{d_2} \\
& - J' \sum_i \left(c_{i1\uparrow}^\dagger c_{i1\downarrow}^\dagger c_{i2\uparrow} c_{i2\downarrow} + c_{i2\uparrow}^\dagger c_{i2\downarrow}^\dagger c_{i1\uparrow} c_{i1\downarrow} \right) \\
& + U_p \sum_i \left(n_{i\uparrow}^{p_x} n_{i\downarrow}^{p_x} + n_{i\uparrow}^{p_y} n_{i\downarrow}^{p_y} \right) + V_{dp} \sum_{\langle i,j \rangle} n_i^d n_j^{p_{x/y}} \\
& + V_{pp} \sum_{\langle i,j \rangle} n_i^{p_x} n_j^{p_y} + V_{dd} \sum_{\langle i,j \rangle} n_i^d n_j^d. \quad (4)
\end{aligned}$$

Here, $n_i^\alpha = n_{i\uparrow}^\alpha + n_{i\downarrow}^\alpha$ with $n_{i\sigma}^\alpha = c_{i\alpha\sigma}^\dagger c_{i\alpha\sigma}$ is the number operator and \mathbf{S}_i^α is the spin angular momentum operator at site i with orbital α . d_1 and d_2 are abbreviations for $d_{x^2-y^2}$ and d_{z^2} orbitals, respectively, and $n_i^d = n_i^{d_1} + n_i^{d_2}$. U_d, U'_d, J , and J' represent on-site intraorbital, interorbital, Hund's coupling, and pair-hopping interactions between d orbitals, respectively. In this study, we set $J' = J$ and $U_d = U'_d + 2J$ [48]. The on-site intraorbital Coulomb interaction within p orbitals, U_p , is also introduced. The last three terms in H_{int} take into account the intersite Coulomb interactions between nearest-neighbor orbitals, V_{dp}, V_{pp} , and V_{dd} , as shown in Fig. 2, where the sum $\sum_{\langle i,j \rangle}$ runs over all pairs of nearest-neighbor orbitals located at site i and j .

In addition, the following double counting correction

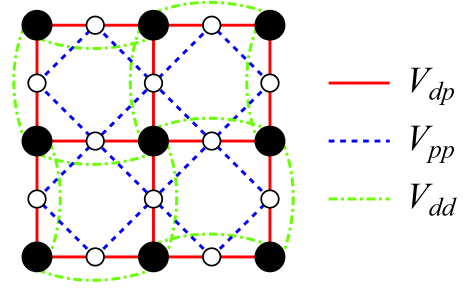


FIG. 2. The Coulomb interaction parameters between nearest-neighbor orbitals. Solid (open) circles represent Cu (O) atoms.

term H_{dc} is introduced,

$$\begin{aligned}
H_{\text{dc}} = & \left[\left\{ U_d + 2 \left(U'_d - \frac{J}{2} \right) + 16V_{dd} \right\} \langle n^d \rangle_0 \right. \\
& \left. + 8V_{dp} \langle n^p \rangle_0 \right] \sum_i n_i^d \\
& + \left\{ (U_p + 8V_{pp}) \langle n^p \rangle_0 + 8V_{dp} \langle n^d \rangle_0 \right\} \sum_i (n_i^{p_x} + n_i^{p_y}), \quad (5)
\end{aligned}$$

where $\langle n^d \rangle_0 = \frac{1}{N_S} \sum_i \langle n_i^d \rangle$ and $\langle n^p \rangle_0 = \frac{1}{N_S} \sum_i \langle (n_i^{p_x} + n_i^{p_y}) \rangle$ are the average electron density of the d and p orbitals in the noninteracting limit and N_S is the total number of unit cells. When we apply a many-body calculation method to a multiorbital model, the site energy of each orbital is shifted due to the interaction effect. However, such energy shifts have already been included in the energy band of the tight-binding model constructed from the first-principles calculation. This is a so-called double counting problem and should be treated with care especially in the d - p model [49]. Here, we subtract the term H_{dc} from the Hamiltonian to correct the energy shift. This is one of the reasonable treatments to avoid the double counting.

B. VMC method

The effect of Coulomb interaction is treated using a VMC method [50–52]. The trial wave function considered here is a Gutzwiller-Jastrow type composed of four parts,

$$|\Psi\rangle = P_G^{(2)} P_{J_c} P_{J_s} |\Phi\rangle. \quad (6)$$

$|\Phi\rangle$ is a one-body part constructed by diagonalizing the one-body Hamiltonian including the off-diagonal elements $\{\rho_i^\alpha\}$, $\{m_i^\alpha\}$, and $\{\Delta_{ij}^{\alpha\beta}\}$, which induce long-range ordering of charge, spin, and superconductivity, respectively. The renormalized hopping integrals $\{\tilde{t}_{ij}^{\alpha\beta}\}$ are also included in $|\Phi\rangle$ as variational parameters. The explicit forms of them are described in Appendix.

The Gutzwiller factor

$$P_G^{(2)} = \prod_{i,\gamma} [e^{-g_\gamma} |\gamma\rangle \langle \gamma|_i] \quad (7)$$

TABLE I. The tight-binding parameters for the La_2CuO_4 and $\text{HgBa}_2\text{CuO}_4$ systems in eV units estimated on the basis of maximally localized Wannier orbitals from the first-principles LDA calculation. For comparison, the tight-binding parameters for the La_2CuO_4 system with reference to the QSGW method are also shown (denoted as “revised”). The definitions of t_i and ε_α are described in Appendix 1. $\Delta_{dp} = \varepsilon_{d_{x^2-y^2}} - \varepsilon_p$, i.e., the site-energy difference between the Cu $d_{x^2-y^2}$ and O $p_{x/y}$ orbitals.

	t_1	t_2	t_3	t_4	t_5	t_6	$\varepsilon_{d_{x^2-y^2}}$	$\varepsilon_{d_{z^2}}$	$\varepsilon_{p_{x/y}}$	Δ_{dp}
La_2CuO_4	1.42	0.61	0.07	0.65	0.05	0.07	-0.87	-0.11	-3.13	2.26
La_2CuO_4 (revised)	1.42	0.61	0.07	0.51	0.03	0.07	-0.87	-0.68	-3.13	2.26
$\text{HgBa}_2\text{CuO}_4$	1.26	0.65	0.13	0.33	0.00	0.05	-1.41	-1.68	-3.25	1.84

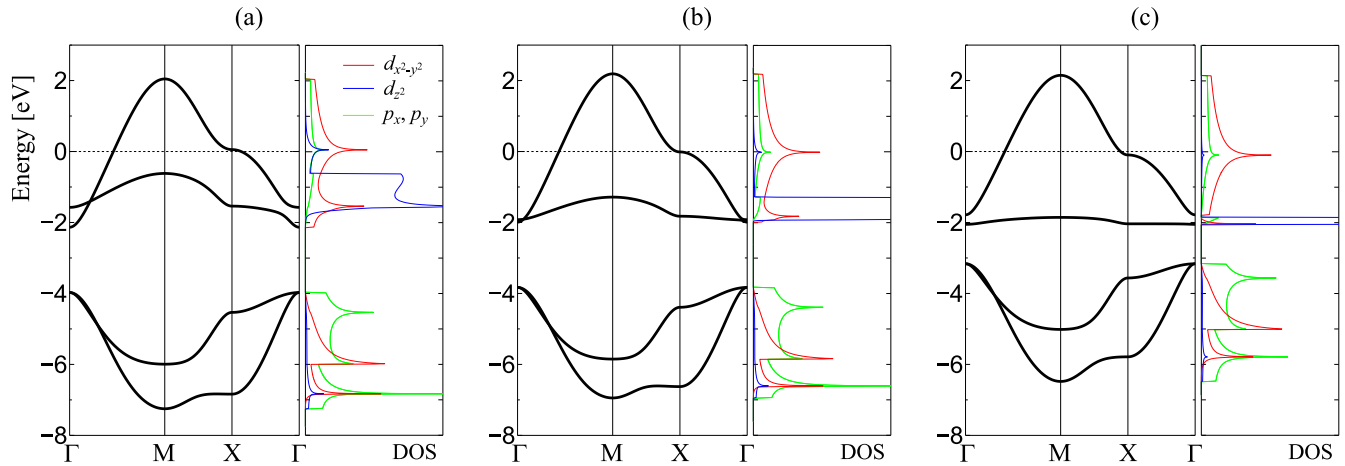


FIG. 3. The energy dispersions and projected density of states onto the $d_{x^2-y^2}$, d_{z^2} , and $p_{x/y}$ orbitals for the noninteracting tight-binding models for (a) La_2CuO_4 , (b) La_2CuO_4 (revised), and (c) $\text{HgBa}_2\text{CuO}_4$ systems. The tight-binding parameters are given in Table I. Fermi energy (defined as zero energy) is set to be the case of 15% hole doping ($\delta=0.15$). The high symmetric momenta are indicated as $\Gamma = (0, 0)$, $M = (\pi, \pi)$, and $X = (\pi, 0)$.

is extended to two-orbital systems [53, 54]. In $P_G^{(2)}$, possible 16 patterns of charge and spin configuration of the $d_{x^2-y^2}$ and d_{z^2} orbitals at each site $|\gamma\rangle$, i.e., $|0\rangle = |0\ 0\rangle$, $|1\rangle = |0\ \uparrow\rangle$, \dots , $|15\rangle = |\uparrow\downarrow\ \uparrow\downarrow\rangle$, are differently weighted with e^{-g_γ} and $\{g_\gamma\}$ are optimized as variational parameters.

The remaining operators

$$P_{J_c} = \exp\left[-\sum_{i,j} \sum_{\alpha,\beta} v_{ij\alpha\beta}^c n_i^\alpha n_j^\beta\right] \quad (8)$$

and

$$P_{J_s} = \exp\left[-\sum_{i,j} \sum_{\alpha,\beta} v_{ij\alpha\beta}^s s_{i\alpha}^z s_{j\beta}^z\right] \quad (9)$$

are charge and spin Jastrow factors, which control long-range charge and spin correlations, respectively. $s_{i\alpha}^z$ is the z component of the spin angular momentum operator at site i with orbital α . We set $v_{i\alpha\beta}^c = v_{i\alpha\beta}^s = 0$ for $\alpha, \beta = d_1, d_2$ because the on-site correlation between the $d_{x^2-y^2}$ and d_{z^2} orbitals are already taken into account in $P_G^{(2)}$.

In this paper, we focus mainly on the superconducting correlation functions to examine where the superconductivity appears in the phase diagram. The detailed

studies on other competing orders will be discussed elsewhere. The variational parameters in $|\Psi\rangle$ are therefore $\{\tilde{t}_{ij}^{\alpha\beta}\}$, $\{\Delta_{ij}^{\alpha\beta}\}$, $\{g_\gamma\}$, $\{v_{ij\alpha\beta}^c\}$, and $\{v_{ij\alpha\beta}^s\}$. They are simultaneously optimized using stochastic reconfiguration method [55]. We show results for $N_S=24\times 24=576$ unit cells (and thus $576\times 4=2304$ orbitals in total), which is large enough to avoid finite size effects. The antiperiodic boundary conditions are set for both x and y directions of the primitive lattice vectors.

III. RESULTS

A. Band structures of La_2CuO_4 and $\text{HgBa}_2\text{CuO}_4$

First, we discuss the material dependence of the band structure. As a typical example of single-layer hole-doped cuprates, we study the La_2CuO_4 and $\text{HgBa}_2\text{CuO}_4$ systems. We construct maximally localized Wannier orbitals [56, 57] from the first-principles calculation in the local-density approximation (LDA) with ecalj package [58] and fit them with the hopping integrals t_i ($i = 1 - 6$) and the site energy of each orbital ε_α . The parameter sets determined for these systems are listed in Table I and the explicit form of the tight-binding model is described in Appendix 1. Note that the estimated site

energy of the Cu d_{z^2} orbital, $\varepsilon_{d_{z^2}}$, and the hybridization between the Cu d_{z^2} and O $p_{x/y}$ orbitals, t_4 , depend significantly on the method of first-principles calculation. In fact, the estimated $\varepsilon_{d_{z^2}}$ is much lower in the quasiparticle self-consistent GW (QSGW) method [61–63] than in the conventional LDA calculation [64]. To clarify the effect, we also consider another parameter set of La system with reference to the QSGW band structure (labeled as “revised”), where the site energy $\varepsilon_{d_{z^2}}$ is lower and t_4 is also slightly smaller than those estimated on the basis of the LDA calculation (See Table I).

Figure 3 shows the noninteracting tight-binding energy bands for La and Hg systems. We can notice the clear difference among them: (i) The density of states (DOS) of the d_{z^2} component is extended from 0 to -2 eV in the La system [Fig. 3(a)], while it is almost localized around -2 eV in the Hg system [Fig. 3(c)]. This is because the d_{z^2} orbital is hybridized with the $p_{x/y}$ orbital in the La system much more strongly than in the Hg system. The d_{z^2} electrons obtain the itinerancy through the hybridization and therefore the d_{z^2} component of the La system is more extended than that of the Hg system. The revised version of the La system is located somewhere in between [Fig. 3(b)]. (ii) The site-energy difference between the $d_{x^2-y^2}$ and $p_{x/y}$ orbitals, $\Delta_{dp} = \varepsilon_{d_{x^2-y^2}} - \varepsilon_p$, is larger in the La system than in the Hg system. This affects the occupancy of each orbital and thus the strength of the electron correlation. For example, when $\Delta_{dp} (> 0)$ is small, the energy band crossing the Fermi energy contains more component of the $p_{x/y}$ orbital, in which the intraorbital Coulomb interaction is smaller.

Starting from these energy band structures, we shall investigate the ground state property of the La and Hg systems using the VMC method. We assume that the tight-binding parameters remain unchanged with hole doping. The Coulomb interaction parameters are set as $(U_d, U'_d, J, U_p, V_{dp}, V_{pp}) = (8.0, 6.4, 0.8, 4.0, 2.0, 1.6) t_1$ for both La and Hg systems with reference to Ref. [65]. Note that the values for the La system are larger in eV units because of the larger t_1 . In the following, we set t_1 as a unit of energy. We first set $V_{dd} = 0$ and then discuss the effect of finite V_{dd} . As shown in Sec. III C, we find that even small V_{dd} can substantially affect the property of the system.

B. Superconducting correlation function

1. Overview

To discuss the material dependence of superconductivity, we calculate the superconducting correlation function defined as

$$P^{dd}(\mathbf{r}) = \frac{1}{N_S} \sum_i \sum_{\tau, \tau'} f_{\tau\tau'}^{(dd)} \langle \Delta_{\tau}^{\dagger}(\mathbf{R}_i) \Delta_{\tau'}(\mathbf{R}_i + \mathbf{r}) \rangle, \quad (10)$$

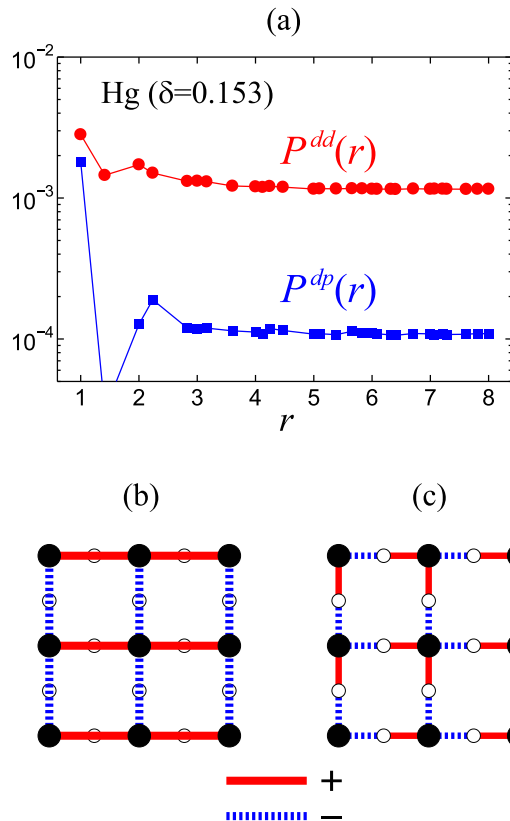


FIG. 4. (a) Superconducting correlation function $P^{dd}(r)$ and $P^{dp}(r)$ for the Hg system at a hole doping rate $\delta = 0.153$. The sign change of (b) d - d and (c) d - p pairings. Cu (O) sites are indicated by solid (open) circles in (b) and (c).

where $\Delta_{\tau}^{\dagger}(\mathbf{R}_i)$ is a creation operator of singlet pairs between nearest-neighbor $d_{x^2-y^2}$ orbitals,

$$\Delta_{\tau}^{\dagger}(\mathbf{R}_i) = \frac{1}{\sqrt{2}} (c_{i1\uparrow}^{\dagger} c_{i+\tau 1\downarrow}^{\dagger} + c_{i+\tau 1\uparrow}^{\dagger} c_{i1\downarrow}^{\dagger}), \quad (11)$$

and τ runs over four nearest-neighbor Cu sites ($\tau = \pm \mathbf{e}_x, \pm \mathbf{e}_y$). $f_{\tau\tau'}^{(dd)}$ is a form factor of a superconducting gap function with $d_{x^2-y^2}$ symmetry, namely, $f_{\tau\tau'}^{(dd)} = 1$ for $\tau \parallel \tau'$ and -1 for $\tau \perp \tau'$. $\langle \dots \rangle$ denotes $\langle \Psi | \dots | \Psi \rangle / \langle \Psi | \Psi \rangle$ for the optimized variational wave function $|\Psi\rangle$. If $P^{dd}(\mathbf{r})$ is saturated to a finite value for $r = |\mathbf{r}| \rightarrow \infty$, superconducting long-range order exists.

Figure 4(a) shows the behavior of $P^{dd}(r = |\mathbf{r}|)$ for the Hg system at a hole doping rate $\delta = 0.153$. It shows good convergence for $r \gtrsim 4$ and reveals that the superconducting long-range order certainly exists. The sign of the d - d pairing in a real space is shown in Fig. 4(b). It is positive in the x direction and negative in the y direction, reflecting the $d_{x^2-y^2}$ -wave symmetry expected in cuprate superconductors. We also calculate the superconducting correlation function for pairing formed between the $d_{x^2-y^2}$ and $p_{x/y}$ orbitals $P^{dp}(r)$, which is defined in the same way as $P^{dd}(r)$ except that $c_{i+\tau 1\sigma}^{\dagger}$ in Eq. (11) is

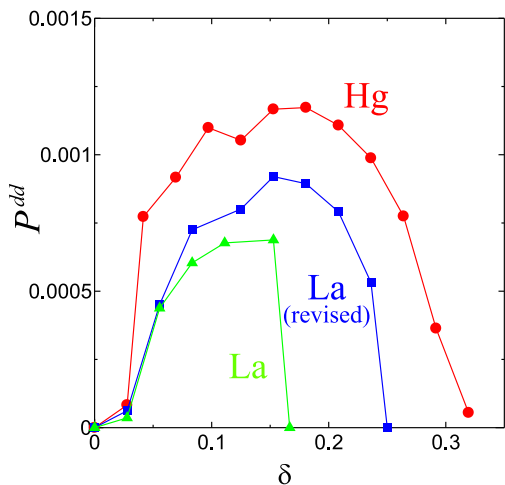


FIG. 5. P^{dd} as a function of the hole doping rate δ for the three systems.

replaced with $c_{i+\frac{\tau}{2}3(4)\sigma}^\dagger$ for $\tau = \pm\mathbf{e}_{x(y)}$. Although the value is one order of magnitude smaller than $P^{dd}(r)$ [see Fig. 4(a)], $P^{dp}(r)$ is also saturated to a finite value, indicative of the long-range order of d - p pairing. Note that the sign of the d - p pairing changes alternatively along both x and y directions and thus shows p -like symmetry as shown in Fig. 4(c). This is due to the phase convention of p_x and p_y orbitals adopted here [see Fig. 1(b)] and is consistent with the $d_{x^2-y^2}$ pairing symmetry [66]. It is also compatible with the preceding study of the three-band d - p model [45]. This kind of real space or orbital representation is useful for the analysis of cuprate superconductors [43, 44, 47] because the pairing length is expected to be very short [67].

2. Material dependence: Effect of d_{z^2} orbital

Let us now examine the material and doping dependence of the superconducting correlation function. We take the converged value of $P^{dd}(r \rightarrow \infty)$ as a strength of superconductivity P^{dd} . Figure 5 shows the doping dependence of P^{dd} for the La, La(revised), and Hg systems. For all cases, P^{dd} displays a dome shape as a function of the hole doping rate δ . At $\delta = 0$, the system is insulating due to the strong correlation effect and thus $P^{dd} = 0$. As δ increases, mobile carriers are introduced into the system and the mobility of the Cooper pair increases. On the other hand, the strength of the d - d pairing itself is reduced by doping because the electron correlation effect is also reduced. The balance between these two factors results in the dome-shaped behavior of P^{dd} . This picture is expected to be universal for all hole-doped cuprate superconductors.

Next, let us study the importance of the orbital character near the Fermi energy in the material dependence of superconductivity. Generally, a large DOS at the Fermi

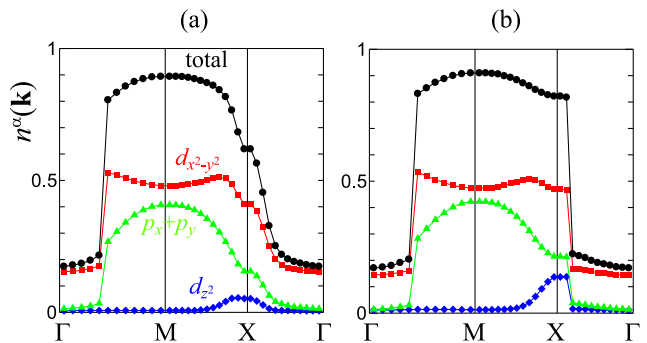


FIG. 6. Total and α orbital components of momentum distribution function for the La system at (a) $\delta = 0.153$ (superconducting phase) and (b) $\delta = 0.181$ (paramagnetic metallic phase). The high symmetric momenta are indicated as $\Gamma = (0, 0)$, $M = (\pi, \pi)$, and $X = (\pi, 0)$.

energy is favorable for superconductivity due to the large energy gain of gap opening. However, a detailed structure of the DOS, namely, the orbital character and \mathbf{k} dependence should be carefully investigated. For this purpose, we calculate the following momentum distribution function of holes,

$$n^\alpha(\mathbf{k}) = \frac{1}{2} \sum_{\sigma} \langle c_{\mathbf{k}\alpha\sigma} c_{\mathbf{k}\alpha\sigma}^\dagger \rangle, \quad (12)$$

where $c_{\mathbf{k}\alpha\sigma}^\dagger$ ($c_{\mathbf{k}\alpha\sigma}$) is a Fourier transform of $c_{i\alpha\sigma}^\dagger$ ($c_{i\alpha\sigma}$) in Eq. (2). Figure 6 shows $n^\alpha(\mathbf{k})$ for the La system at the superconducting phase ($\delta = 0.153$) and the paramagnetic metallic phase ($\delta = 0.181$). The discontinuities around the X point and in the middle of the Γ -M line in Fig. 6(b) for the paramagnetic metallic phase indicate the existence of Fermi surface. Since the node of the superconducting gap runs along the Γ -M line, a discontinuity also exists in the superconducting phase, as shown in Fig. 6(a). We can observe that the d_{z^2} component has large weight around the X point, exhibiting a peak structure in $n^\alpha(\mathbf{k})$, where the superconducting gap becomes the largest (so-called ‘‘hot spot’’). This feature is expected to be unfavorable for superconductivity because the AF spin fluctuation, which promotes the $d_{x^2-y^2}$ -wave pairing, is suppressed when the Cu d_{z^2} orbital contributes to the formation of the Fermi surface [68].

To investigate the effect of the d_{z^2} component, the ratio of the d_{z^2} component to the total at the X point, $R = n^{d_{z^2}}(X)/n^{\text{tot}}(X)$, is calculated in Fig 7(a). For the La system, the ratio R increases with increasing δ and shows rapid enhancement for $\delta > 0.16$. It coincides with the sudden disappearance of P^{dd} for $\delta > 0.16$ shown in Fig. 5. On the other hand, R for the La(revised) system is much smaller than that of the La system, because $\varepsilon_{d_{z^2}}$ is lower and the hybridization between the d_{z^2} and $d_{x^2-y^2}$ orbitals via the $p_{x/y}$ orbitals is smaller. As a result, the superconducting phase is extended to a larger value of δ and a smooth dome shape is observed in P^{dd} vs. δ as shown in Fig. 5. For the Hg system, R is much

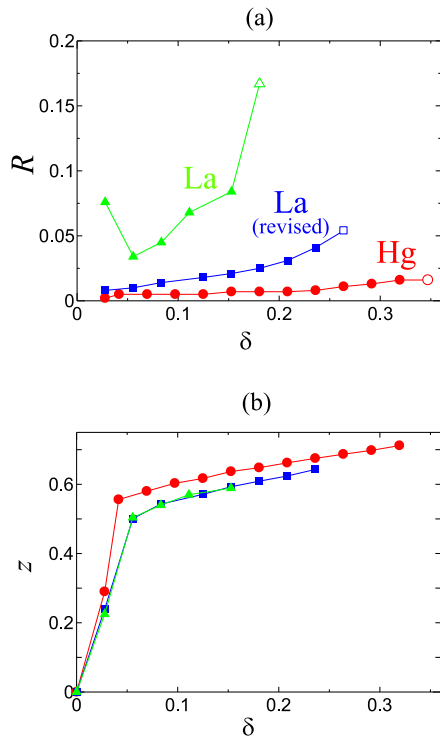


FIG. 7. (a) δ dependence of the ratio R of the d_{z^2} component to the total at the X point for the three systems. Solid (open) symbols represent the superconducting (paramagnetic metallic) phase. (b) δ dependence of the quasiparticle renormalization factor z for the three systems. Symbols are the same with those in (a).

more suppressed because the d_{z^2} -orbital based band is almost localized and detached from the $d_{x^2-y^2}$ -orbital based band [see Fig. 3(c)]. This is an ideal condition for superconductivity [18] and therefore P^{dd} becomes largest for the Hg system.

These results conclude that superconductivity is more enhanced when the d_{z^2} -orbital based band is deeply sinking and its contribution to the low-energy physics is small. Therefore, the material dependence of superconductivity is understood only by incorporating the d_{z^2} orbital explicitly into a model such as our model, which is a remarkable advantage over the usual one-band Hubbard and t - J models, and even the three-band d - p model.

P^{dd} calculated here corresponds to the square of the superconducting order parameter and is closely related to the superconducting transition temperature T_c . The critical doping rate δ_c for the La system, where P^{dd} becomes zero, seems to be too small (~ 0.16) compared with the experimental value ($\delta_c = 0.25 - 0.3$). Furthermore, the sudden disappearance of P^{dd} is also unrealistic. It can be inferred that the actual value of $\varepsilon_{d_{z^2}}$ is much lower than the value estimated from the LDA calculation. Indeed, as shown in Table I, the value of $\varepsilon_{d_{z^2}}$ with reference to the QSGW calculation is much lower. Furthermore, the QSGW band structure [64] can well explain the resonant

inelastic X-ray scattering experiment [69]. We expect that the revised band structure shown in Fig. 3(b) properly includes the correction for the LDA calculation and gives more realistic result for the La system.

3. Material dependence: Effect of apical oxygen height

From the viewpoint of the actual lattice structure, $\varepsilon_{d_{z^2}}$ is governed by the apical oxygen height, i.e., the distance between the apical oxygen and the copper: The larger the apical oxygen height is, the lower $\varepsilon_{d_{z^2}}$ is with respect to $\varepsilon_{d_{x^2-y^2}}$, because of the crystal field effect [68, 70]. In addition, a larger apical oxygen height leads to a lower site energy ε_{p_z} of the apical oxygen due to the decrease of a crystal field effect, which in turn lowers the $\varepsilon_{d_{z^2}}$ through the hybridization between p_z and d_{z^2} orbitals despite the increase of the distance between apical oxygen and the copper. Therefore, our result suggests that a larger apical oxygen height leads to a higher T_c through a lower $\varepsilon_{d_{z^2}}$. Indeed, the experimentally observed apical oxygen height of the Hg system is larger than that of the La system. This tendency is also consistent with the so-called Maekawa's plot [71], where a lower ε_{p_z} is related to a higher T_c . Although the model itself does not explicitly include the p_z orbital of the apical oxygen, the present four-band d - p model properly incorporates the effect of the apical oxygen height via adjusting the site energy $\varepsilon_{d_{z^2}}$.

4. Material dependence: Effect of Δ_{dp}

We also show in Fig. 7(b) the quasiparticle renormalization factor z estimated from the jumps in the total momentum distribution function $n^{\text{tot}}(\mathbf{k})$ along the nodal direction of the $d_{x^2-y^2}$ -wave superconducting gap. At $\delta = 0$, the system is insulating and thus $z = 0$. With increasing δ , z increases according to the decrease of the electron correlation effect. We find that z for the La system is smaller than that for the Hg system, indicating that the electron correlation effect is stronger in the La system. This can be attributed to the larger $\Delta_{dp} = \varepsilon_{d_{x^2-y^2}} - \varepsilon_p$ for the La system, which results in the larger d -orbital occupancy of holes when it is doped. The electron correlation has a dual effect: One is to enhance the superconducting pairing and the other is to reduce the mobility of Cooper pairs. In the present case, the latter effect would be dominant and thus P^{dd} for the La system is suppressed compared with the Hg system. This tendency is consistent with the negative correlation between Δ_{dp} and T_c as mentioned in Sec. I.

C. Effect of V_{dd}

Now we discuss the effect of the Coulomb interaction between nearest-neighbor d orbitals, V_{dd} . V_{dd} is

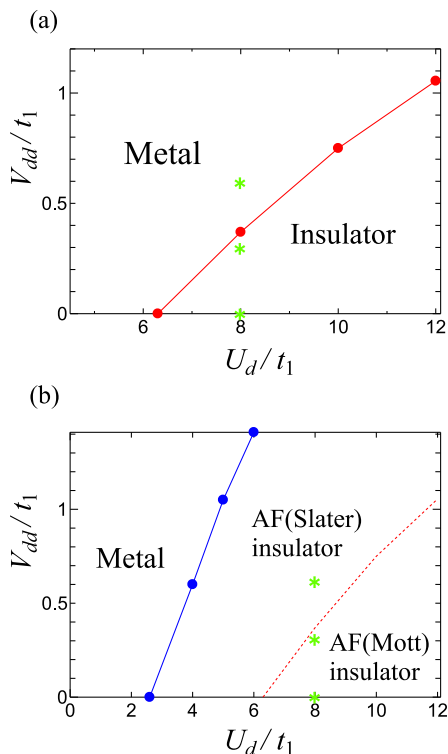


FIG. 8. Ground state phase diagram for the Hg system at $\delta = 0$ (a) within the paramagnetic phase and (b) with the AF phase. The dotted curve in (b) corresponds to the solid curve in (a). Green stars in (a) and (b) represent the parameters used in Fig. 9.

expected to be smaller than other Coulomb interactions, $U_d, U'_d, U_p, V_{dp},$ and V_{pp} [65]. However, V_{dd} directly affects the charge and spin correlations between nearest-neighbor d electrons, which dominate the properties of cuprate superconductors. As discussed in this section, we verify that the superconductivity in the model studied here is more sensitive to the value of V_{dd} than other Coulomb interactions. Hereafter, we treat only U_d and V_{dd} as independent parameters, and set other Coulomb interactions as $(U'_d, J, U_p, V_{dp}, V_{pp}) = (0.8, 0.1, 0.5, 0.25, 0.2) U_d$ with reference to Ref. [65]

Figure 8(a) shows the ground state phase diagram for the Hg system at $\delta = 0$ within the paramagnetic phase. When $V_{dd} = 0$, a metal-insulator transition occurs at $U_d/t_1 \sim 6.3$, assuming the paramagnetic phase. The metal-insulator transition is detected by monitoring the jump in the total momentum distribution function $n^{\text{tot}}(\mathbf{k})$ as well as the long-range behavior of the charge Jastrow factor P_{J_c} [72]. This transition is a Mott metal-insulator transition because $\delta = 0$ corresponds to the case with one hole per unit cell, $n_{\text{hole}} = 1$, where the system cannot be a band insulator. With the introduction of small but finite V_{dd} (one order of magnitude smaller than U_d), the metallic region is substantially enlarged. This is understood because the densities of empty sites and doubly-occupied sites increase to reduce the energy

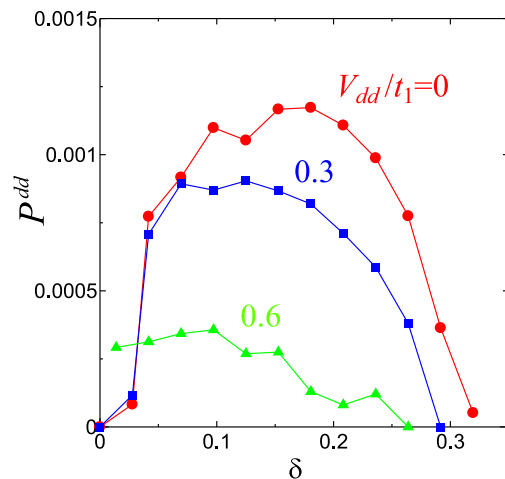


FIG. 9. P^{dd} as a function of the hole doping rate δ at $U_d/t_1 = 8$ and $V_{dd}/t_1 = 0, 0.3, 0.6$ for the Hg system.

loss of V_{dd} , thus effectively weakening U_d by V_{dd} , and then the insulating phase is destabilized.

It is noteworthy that the AF insulator is always more stable than the paramagnetic insulator in the present parameter space. With increasing U_d , the system undergoes the phase transition from the metallic phase to a Slater-type AF insulator [a blue line in Fig. 8(b)], followed by the crossover to a Mott-type AF insulator [a red dotted line in Fig. 8(b)]. Here, a Slater-type AF insulator is an insulator that becomes metallic without AF order, while a Mott-type AF insulator is an insulator that remains insulating without AF order. The crossover line in Fig. 8(b) is hence identical with the paramagnetic metal-insulator transition line in Fig. 8(a). As explained next, it is crucially important for the appearance of high- T_c superconductivity whether the AF insulator in the parent compounds ($\delta=0$) is Slater-type or Mott-type [31, 32, 72, 73].

Next we study the effect of V_{dd} on superconductivity. Figure 9 shows the superconducting correlation function P^{dd} at $U_d/t_1 = 8$ and $V_{dd}/t_1 = 0, 0.3,$ and 0.6 for the Hg system. As V_{dd} increases, P^{dd} is suppressed and the peak position is moved to a smaller value of δ . In particular, a significant suppression is observed when $V_{dd}/t_1 = 0.6$. In this case, P^{dd} vs. δ does not show a dome-shaped behavior but instead an almost monotonic decrease, which rather reminds us of electron-doped cuprates [74, 75]. This observation of P^{dd} vs. δ corresponds to the fact that the system is out of the Mott insulator region at $\delta = 0$ (see Fig. 8). The view of a “doped Mott insulator” is thus no longer valid. Similar claims have been made in the study of one-band Hubbard models [76, 77]. Our result suggests that it is essential to start from the Mott insulator region at $\delta = 0$ to reproduce the dome-shaped behavior observed experimentally in hole-doped cuprates. This can be considered as a good criterion for choosing the reasonable Coulomb interaction parameters of an effective model for cuprates.

D. Phase competition

Finally, we briefly discuss the competition between superconductivity and other phases. The energy comparison among various phases in the ground state is a subtle problem and depends significantly on the numerical methods. The VMC method used here tends to overestimate the magnetic long-range ordered phases, although it is much improved as compared with a mean-field type approximation. In fact, we find that the AF phase and the stripe phase with both spin and charge modulations have lower variational energies than $d_{x^2-y^2}$ -wave superconductivity for $\delta < 0.3$. Nevertheless, we believe that the present results capture the essence of the material dependence of cuprate superconductors and the conclusion is unchanged, when the improved wave functions incorporating the quantum fluctuations suppress these overestimated competing orders. We also note that the effect of V_{dd} is also important for the phase competition. This is because most of the competing phases including the phase separation are governed by the correlation between nearest-neighbor d electrons. This is also the case in the one-band Hubbard model [78, 79]. The detailed ground state phase diagram, including various competing phases, for the four-band d - p model is left for a future study.

IV. DISCUSSION AND SUMMARY

To obtain the unified description of cuprate superconductors, we have studied the four-band d - p model for the La_2CuO_4 and $\text{HgBa}_2\text{CuO}_4$ systems. We have shown that a lower $\varepsilon_{d_{z^2}}$ with respect to $\varepsilon_{d_{x^2-y^2}}$ and a smaller $\Delta_{dp} (> 0)$ lead to a higher T_c . The former results in a more localized d_{z^2} -orbital based band that do not interfere the superconductivity. The latter results in a larger z , namely, a weaker electron correlation effect, which promotes the itinerancy of mobile carriers and thus enhances superconductivity. The present four-band d - p model covers these two factors, beyond the usual one-band and even three-band d - p models. Therefore, this model is considered to be a minimal model that can properly describe the material dependence of cuprate superconductors, and thus it can also provide a valuable guideline to design new materials with a higher T_c .

The effect of V_{dd} has also been investigated. Al-

though the value of V_{dd} is small compared with other Coulomb interaction parameters, it substantially affects the ground state property of the system. V_{dd} weakens the effective U_d and induces the paramagnetic metal-insulator transition, or the crossover from a Slater insulator to a Mott insulator. The stability of superconductivity is also affected by V_{dd} . Considering the doping dependence, we have to start from the Mott insulator region at $\delta = 0$ to obtain the stable superconductivity and the dome-shaped dependence of P^{dd} as a function of δ . Therefore, the appropriate estimation of V_{dd} is important for the modelling of cuprates, as in other strongly-correlated electron systems where various phases compete.

ACKNOWLEDGMENTS

The authors thank K. Kuroki for useful discussions. The computation has been done using the facilities of the Supercomputer Center, Institute for Solid State Physics, University of Tokyo and the supercomputer system HOKUSAI in RIKEN. This work was supported by a Grant-in-Aid for Scientific Research on Innovative Areas ‘‘Quantum Liquid Crystals’’ (KAKENHI Grant No. JP19H05825) from JSPS of Japan, and also supported by JSPS KAKENHI (Grant Nos. JP21H04446, JP20K03847, JP19K23433, JP19H01842, and JP18H01183).

Appendix: Construction of the trial wave function

Here, we describe the details of the trial wave function together with the noninteracting tight-binding model obtained on the basis of the first-principles calculations in Sec. III A. The construction of the trial wave function is the most important part for the VMC method. Depending on the trial state, both real and \mathbf{k} space representations are used.

1. Noninteracting energy band

First, we describe how to construct the noninteracting tight-binding energy band discussed in Sec. III A. The noninteracting energy band is obtained by diagonalizing the following one-body Hamiltonian:

$$H_{\text{kin}} = \sum_{\mathbf{k}, \sigma} \left(c_{\mathbf{k}1\sigma}^\dagger, c_{\mathbf{k}2\sigma}^\dagger, c_{\mathbf{k}3\sigma}^\dagger, c_{\mathbf{k}4\sigma}^\dagger \right) \begin{pmatrix} t_{11} & t_{21}^* & t_{31}^* & t_{41}^* \\ t_{21} & t_{22} & t_{32}^* & t_{42}^* \\ t_{31} & t_{32} & t_{33} & t_{43}^* \\ t_{41} & t_{42} & t_{43} & t_{44} \end{pmatrix} \begin{pmatrix} c_{\mathbf{k}1\sigma} \\ c_{\mathbf{k}2\sigma} \\ c_{\mathbf{k}3\sigma} \\ c_{\mathbf{k}4\sigma} \end{pmatrix} \quad (\text{A.1})$$

$$= \sum_{\mathbf{k}, \sigma} \sum_m E_m(\mathbf{k}) a_{\mathbf{k}m\sigma}^\dagger a_{\mathbf{k}m\sigma} \quad (\text{A.2})$$

with the hopping matrix elements given as

$$t_{11} = \varepsilon_{d_{x^2-y^2}}, \quad (\text{A.3})$$

$$t_{21} = 0, \quad (\text{A.4})$$

$$t_{22} = \varepsilon_{d_{z^2}} - 2t_5(\cos k_x + \cos k_y), \quad (\text{A.5})$$

$$t_{31} = 2it_1 \sin \frac{1}{2}k_x, \quad (\text{A.6})$$

$$t_{32} = -2it_4 \sin \frac{1}{2}k_x, \quad (\text{A.7})$$

$$t_{33} = \varepsilon_{p_x} + 2t_3 \cos k_x + 2t_6[\cos(k_x + k_y) + \cos(k_x - k_y)], \quad (\text{A.8})$$

$$t_{41} = -2it_1 \sin \frac{1}{2}k_y, \quad (\text{A.9})$$

$$t_{42} = -2it_4 \sin \frac{1}{2}k_y, \quad (\text{A.10})$$

$$t_{43} = 2t_2 \left[\cos \left(\frac{1}{2}k_x + \frac{1}{2}k_y \right) - \cos \left(\frac{1}{2}k_x - \frac{1}{2}k_y \right) \right], \quad (\text{A.11})$$

$$t_{44} = \varepsilon_{p_y} + 2t_3 \cos k_y + 2t_6[\cos(k_x + k_y) + \cos(k_x - k_y)], \quad (\text{A.12})$$

where $c_{\mathbf{k}\alpha\sigma}^\dagger$ ($c_{\mathbf{k}\alpha\sigma}$) is a creation (annihilation) operator of an electron with momentum \mathbf{k} , spin σ ($=\uparrow, \downarrow$), and orbital α ($= 1, 2, 3, 4$) corresponding to ($d_{x^2-y^2}$, d_{z^2} , p_x , p_y), respectively. The bonds between nearest-neighbor Cu sites are set as unit vectors ($|\mathbf{e}_x| = |\mathbf{e}_y| = 1$) and the bonds between nearest-neighbor Cu and O sites are one-half of them (see Fig. 1). The hopping integrals t_i ($i = 1 - 6$) and the site energy of each orbital ε_α are determined by fitting the band structures that are obtained by the LDA or QSGW calculation. The specific values for the La, La(revised), and Hg systems are listed in Table I. Equation (A.2) is obtained by diagonalizing the Hamiltonian matrix in Eq. (A.1) and is the same with Eq. (3) in Sec. II A. $E_m(\mathbf{k})$ is the noninteracting energy band characterized by the wave vector \mathbf{k} and the energy band index m ($= 1, 2, 3, 4$) with $a_{\mathbf{k}m\sigma}^\dagger$ ($a_{\mathbf{k}m\sigma}$) being a creation (annihilation) operator of the corresponding energy band with spin σ .

2. Trial wave function

a. Superconductivity

To construct the trial wave function for superconductivity, we employ the Bogoliubov de-Gennes (BdG) type Hamiltonian in real space [80], i.e.,

$$H_{\text{BdG}} = \sum_{i,j} \sum_{\alpha,\beta} \begin{pmatrix} c_{i\alpha\uparrow}^\dagger & c_{i\alpha\downarrow} \end{pmatrix} \begin{pmatrix} T_{ij\uparrow}^{\alpha\beta} & \Delta_{ij}^{\alpha\beta} \\ \Delta_{ji}^{\alpha\beta*} & -T_{ji\downarrow}^{\alpha\beta} \end{pmatrix} \begin{pmatrix} c_{j\beta\uparrow} \\ c_{j\beta\downarrow}^\dagger \end{pmatrix}. \quad (\text{A.13})$$

Here, $T_{ij\sigma}^{\alpha\beta}$ is obtained from the Fourier transform of the matrix in Eq. (A.1) with renormalized hopping integrals \tilde{t}_i and also includes the chemical potential term. The chemical potential μ is set to the Fermi energy in the non-

interacting limit. $\Delta_{ij}^{\alpha\beta}$ corresponds to an anomalous part that describes the superconducting pairing in real space. Therefore, the variational parameters to be optimized in $|\Phi\rangle$ are \tilde{t}_i ($i = 2 - 6$) and $\{\Delta_{ij}^{\alpha\beta}\}$ with $\tilde{t}_1 = t_1$ being fixed as a unit of energy. In this study, we consider the pairing between nearest-neighbor orbitals, d - d , d - p_x , d - p_y , p_x - p_x , and p_y - p_y , where d denotes the $d_{x^2-y^2}$ orbital. In the paramagnetic phase, we simply set $\Delta_{ij}^{\alpha\beta} = 0$.

We can also construct the trial wave function with the band (\mathbf{k} space) representation, where $\Delta^{mn}(\mathbf{k}) \propto \langle a_{\mathbf{k}m\uparrow} a_{-\mathbf{k}n\downarrow} \rangle$ is the variational parameter. However, we find that the trial wave function with the real space representation always gives lower (i.e., better) energy than that with the band representation, especially, for large Coulomb interaction parameters. This is because the Coulomb interaction depends on the orbital, not on the band, and thus the trial wave function with the real space (orbital) representation gives the better result.

b. Uniform spin AF and stripe phases

As mentioned in Sec. II B, various long-range orderings of charge and spin can be described by introducing $\{\rho_i^\alpha\}$ and $\{m_i^\alpha\}$. A uniform spin AF phase with A and B sublattices for the orbital α is expressed with the staggered potential

$$m_i^\alpha = \begin{cases} -s_\sigma m^\alpha & \text{for A sublattice} \\ +s_\sigma m^\alpha & \text{for B sublattice} \end{cases} \quad (\text{A.14})$$

where $s_\sigma = 1(-1)$ for $\sigma = \uparrow(\downarrow)$. For a stripe phase with charge and spin periodicities $\lambda_c^\alpha = 2\pi/q_c^\alpha$ and $\lambda_s^\alpha = 2\pi/q_s^\alpha$, respectively, the following potentials with spatial modulation in the x direction should be introduced:

$$\rho_i^\alpha = \rho^\alpha \cos[q_c^\alpha(x_i - x_c^\alpha)] \quad (\text{A.15})$$

and

$$m_i^\alpha = (-1)^{x_i+y_i} m^\alpha \sin[q_s^\alpha(x_i - x_s^\alpha)], \quad (\text{A.16})$$

where x_c^α and x_s^α control the relative phases of charge and spin orderings, respectively. For example, the stripe phase observed around $\delta = 1/8$ in several cuprate superconductors corresponds to $\lambda_c = 4$ and $\lambda_s = 8$, although the orbital dependence and relative phase are still under debate.

-
- [1] J. G. Bednorz and K. A. Müller, *Z. Phys. B* **64**, 189 (1986).
- [2] M. Imada, A. Fujimori, and Y. Tokura, *Rev. Mod. Phys.* **70**, 1039 (1998).
- [3] S. Uchida, *High Temperature Superconductivity, The Road to Higher Critical Temperature* (Springer, 2015).
- [4] Y. Sato, S. Kasahara, H. Murayama, Y. Kasahara, E.-G. Moon, T. Nishizaki, T. Loew, J. Porras, B. Keimer, T. Shibauchi, and Y. Matsuda, *Nat. Phys.* **13**, 1074 (2017).
- [5] J. E. Sonier, C. V. Kaiser, V. Pacradouni, S. A. Sabok-Sayr, C. Cochrane, D. E. MacLaughlin, S. Komiya, and N. E. Hussey, *Proc. Natl. Acad. Sci. U.S.A.* **107**, 17131 (2010).
- [6] K. Kurashima, T. Adachi, K. M. Suzuki, Y. Fukunaga, T. Kawamata, T. Noji, H. Miyasaka, I. Watanabe, M. Miyazaki, A. Koda, R. Kadono, and Yoji Koike, *Phys. Rev. Lett.* **121**, 057002 (2018).
- [7] D. J. Scalapino, E. Loh, Jr., and J. E. Hirsch, *Phys. Rev. B* **34**, 8190(R) (1986).
- [8] K. Miyake, S. Schmitt-Rink, and C. M. Varma, *Phys. Rev. B* **34**, 6554(R) (1986).
- [9] A. Kampf and J. R. Schrieffer, *Phys. Rev. B* **41**, 6399 (1990).
- [10] T. Moriya and K. Ueda, *Adv. Phys.* **49**, 555 (2000).
- [11] P. W. Anderson, *Science* **235**, 1196 (1987).
- [12] J. P. F. LeBlanc, A. E. Antipov, F. Becca, I. W. Bulik, G. K.-L. Chan, C.-M. Chung, Y. Deng, M. Ferrero, T. M. Henderson, C. A. Jiménez-Hoyos, E. Kozik, X.-W. Liu, A. J. Millis, N. V. Prokof'ev, M. Qin, G. E. Scuseria, H. Shi, B. V. Svistunov, L. F. Tocchio, I. S. Tupitsyn, S. R. White, S. Zhang, B.-X. Zheng, Z. Zhu, and E. Gull, *Phys. Rev. X* **5**, 041041 (2015).
- [13] B.-X. Zheng, C.-M. Chung, P. Corboz, G. Ehlers, M.-P. Qin, R. M. Noack, H. Shi, S. R. White, S. Zhang, and G. K.-L. Chan, *Science* **358**, 1155 (2017).
- [14] A. Damascelli, Z. Hussain, and Z.-X. Shen, *Rev. Mod. Phys.* **75**, 473 (2003).
- [15] Y. Yanase, T. Jujo, T. Nomura, H. Ikeda, T. Hotta, and K. Yamada, *Phys. Rep.* **387**, 1 (2003).
- [16] E. Pavarini, I. Dasgupta, T. Saha-Dasgupta, O. Jepsen, and O. K. Andersen, *Phys. Rev. Lett.* **87**, 047003 (2001).
- [17] Th. Maier, M. Jarrell, Th. Pruschke, and J. Keller, *Phys. Rev. Lett.* **85**, 1524 (2000).
- [18] H. Sakakibara, H. Usui, K. Kuroki, R. Arita, and H. Aoki, *Phys. Rev. Lett.* **105**, 057003 (2010); H. Sakakibara, H. Usui, K. Kuroki, R. Arita, and H. Aoki, *Phys. Rev. B* **85**, 064501 (2012).
- [19] S. Uebelacker and C. Honerkamp, *Phys. Rev. B* **85**, 155122 (2012).
- [20] H. Miyahara, R. Arita, and H. Ikeda, *Phys. Rev. B* **87**, 045113 (2013).
- [21] C. E. Matt, D. Sutter, A. M. Cook, Y. Sassa, M. Månsson, O. Tjernberg, L. Das, M. Horio, D. Destraz, C. G. Fatuzzo, K. Hauser, M. Shi, M. Kobayashi, V. N. Strocov, T. Schmitt, P. Dudin, M. Hoesch, S. Pyon, T. Takayama, H. Takagi, O. J. Lipscombe, S. M. Hayden, T. Kurosawa, N. Momono, M. Oda, T. Neupert, and J. Chang, *Nat. Commun.* **9**, 972 (2018).
- [22] V. J. Emery, *Phys. Rev. Lett.* **58**, 2794 (1987).
- [23] T. Asahata, A. Oguri, and S. Maekawa, *J. Phys. Soc. Jpn.* **65**, 365 (1996).
- [24] T. Takimoto and T. Moriya, *J. Phys. Soc. Jpn.* **66**, 2459 (1997); T. Takimoto and T. Moriya, *ibid.* **67**, 3570 (1998).
- [25] T. Yanagisawa, S. Koike, and K. Yamaji, *Phys. Rev. B* **64**, 184509 (2001).
- [26] J. Lorenzana and G. Seibold, *Phys. Rev. Lett.* **89**, 136401 (2002).
- [27] S. Shinkai, H. Ikeda, and K. Yamada, *J. Phys. Soc. Jpn.* **75**, 104712 (2006).
- [28] P. R. C. Kent, T. Saha-Dasgupta, O. Jepsen, O. K. Andersen, A. Macridin, T. A. Maier, M. Jarrell, and T. C. Schulthess, *Phys. Rev. B* **78**, 035132 (2008).
- [29] R. Thomale and M. Greiter, *Phys. Rev. B* **77**, 094511 (2008).
- [30] C. Weber, A. Läuchli, F. Mila, and T. Giamarchi, *Phys. Rev. Lett.* **102**, 017005 (2009).
- [31] C. Weber, K. Haule, and G. Kotliar, *Nat. Phys.* **6**, 574 (2010).
- [32] C. Weber, K. Haule, and G. Kotliar, *Phys. Rev. B* **82**, 125107 (2010).
- [33] M. H. Fischer and E.-A. Kim, *Phys. Rev. B* **84**, 144502 (2011).
- [34] C. Weber, C. Yee, K. Haule, and G. Kotliar, *Europhys. Lett.* **100**, 37001 (2012).
- [35] S. Bulut, W. A. Atkinson, and A. P. Kampf, *Phys. Rev. B* **88**, 155132 (2013).
- [36] Y. Yamakawa and H. Kontani, *Phys. Rev. Lett.* **114**, 257001 (2015).
- [37] D. Ogura and K. Kuroki, *Phys. Rev. B* **92**, 144511 (2015).
- [38] S. R. White and D. J. Scalapino, *Phys. Rev. B* **92**, 205112 (2015).
- [39] M. Tsuchiizu, K. Kawaguchi, Y. Yamakawa, and H. Kontani, *Phys. Rev. B* **97**, 165131 (2018).
- [40] P. P. Orth, B. Jeevanesan, R. M. Fernandes, and J. Schmalian, *npj Quantum Mater.* **4**, 4 (2019).
- [41] M. Zegrodnik, A. Biborski, M. Fidrysiak, and J. Spałek, *Phys. Rev. B* **99**, 104511 (2019).
- [42] S. S. Dash and D. Sénéchal, *Phys. Rev. B* **100**, 214509 (2019).
- [43] A. Moreo and E. Dagotto, *Phys. Rev. B* **100**, 214502 (2019).
- [44] A. Biborski, M. Zegrodnik, and J. Spałek, *Phys. Rev. B* **101**, 214504 (2020).
- [45] Z.-H. Cui, C. Sun, U. Ray, B.-X. Zheng, Q. Sun, and G. K.-L. Chan, *Phys. Rev. Research* **2**, 043259 (2020).

- [46] A. Chiciak, E. Vitali, and S. Zhang, *Phys. Rev. B* **102**, 214512 (2020).
- [47] P. Mai, G. Balduzzi, S. Johnston, and T. Maier, *npj Quantum Mater.* **6**, 26 (2021).
- [48] J. Kanamori, *Prog. Theor. Phys.* **30**, 275 (1963).
- [49] P. Hansmann, N. Parragh, A. Toschi, G. Sangiovanni, and K. Held, *New J. Phys.* **16**, 033009 (2014).
- [50] W. L. McMillan, *Phys. Rev.* **138**, A442 (1965).
- [51] D. Ceperley, G. V. Chester, and M. H. Kalos, *Phys. Rev. B* **16**, 3081 (1977).
- [52] H. Yokoyama and H. Shiba, *J. Phys. Soc. Jpn.* **56**, 1490 (1987).
- [53] J. Bünemann, W. Weber, and F. Gebhard, *Phys. Rev. B* **57**, 6896 (1998).
- [54] H. Watanabe, K. Seki, and S. Yunoki, *Phys. Rev. B* **91**, 205135 (2015).
- [55] S. Sorella, *Phys. Rev. B* **64**, 024512 (2001); S. Yunoki and S. Sorella, *ibid.* **74**, 014408 (2006).
- [56] N. Marzari and D. Vanderbilt, *Phys. Rev. B* **56**, 12847 (1997).
- [57] I. Souza, N. Marzari, and D. Vanderbilt, *Phys. Rev. B* **65**, 035109 (2001).
- [58] A first-principles electronic-structure suite based on the plane-wave + muffin-tin orbital (PMT) method [59, 60], *ecalj* package, is freely available from <https://github.com/tkotani/ecalj>.
- [59] T. Kotani and M. van Schilfgaarde, *Phys. Rev. B* **81**, 125117 (2010).
- [60] T. Kotani, H. Kino, and H. Akai, *J. Phys. Soc. Jpn.* **84**, 034702 (2015).
- [61] S. V. Faleev, M. van Schilfgaarde, and T. Kotani, *Phys. Rev. Lett.* **93**, 126406 (2004).
- [62] M. van Schilfgaarde, T. Kotani, and S. V. Faleev, *Phys. Rev. Lett.* **96**, 226402 (2006).
- [63] T. Kotani, M. van Schilfgaarde, and S. V. Faleev, *Phys. Rev. B* **76**, 165106 (2007).
- [64] S. W. Jang, T. Kotani, H. Kino, K. Kuroki, and M. J. Han, *Sci. Rep.* **5**, 12050 (2015).
- [65] M. Hirayama, T. Misawa, T. Ohgoe, Y. Yamaji, and M. Imada, *Phys. Rev. B* **99**, 245155 (2019).
- [66] T. Nomoto, K. Hattori, and H. Ikeda, *Phys. Rev. B* **94**, 174513 (2016).
- [67] H. Li, X. Zhou, S. Parham, K. N. Gordon, R. D. Zhong, J. Schneeloch, G. D. Gu, Y. Huang, H. Berger, G. B. Arnold, D. S. Dessau, arXiv: 1809.02194.
- [68] K. Kuroki, *J. Phys. Chem. Solids* **72**, 307 (2011).
- [69] M. Moretti Sala, V. Bisogni, C. Aruta, G. Balestrino, H. Berger, N. B. Brookes, G. M. de Luca, D. Di Castro, M. Grioni, M. Guarise, P. G. Medaglia, F. Miletto Granozio, M. Minola, P. Perna, M. Radovic, M. Salluzzo, T. Schmitt, K. J. Zhou, L. Braicovich, and G. Ghiringhelli, *New J. Phys.* **13**, 043026 (2011).
- [70] H. Kamimura and M. Eto, *J. Phys. Soc. Jpn.* **59**, 3053 (1990); M. Eto and H. Kamimura, *ibid.* **60**, 2311 (1991).
- [71] Y. Ohta, T. Tohyama, and S. Maekawa, *Phys. Rev. B* **43**, 2968 (1991).
- [72] H. Watanabe, T. Shirakawa, and S. Yunoki, *Phys. Rev. B* **89**, 165115 (2014).
- [73] S. W. Jang, H. Sakakibara, H. Kino, T. Kotani, K. Kuroki, and M. J. Han, *Sci. Rep.* **6**, 33397 (2016).
- [74] O. Matsumoto, A. Utsuki, A. Tsukada, H. Yamamoto, T. Manabe, and M. Naito, *Physica C* **469**, 924 (2009).
- [75] Y. Krockenberger, H. Irie, O. Matsumoto, K. Yamagami, M. Mitsuhashi, A. Tsukada, M. Naito, and H. Yamamoto, *Sci. Rep.* **3**, 2235 (2013).
- [76] H. Yokoyama, M. Ogata, Y. Tanaka, K. Kobayashi, and H. Tsuchiura, *J. Phys. Soc. Jpn.* **82**, 014707 (2013).
- [77] L. F. Tocchio, F. Becca, and S. Sorella, *Phys. Rev. B* **94**, 195126 (2016).
- [78] T. Misawa and M. Imada, *Phys. Rev. B* **90**, 115137 (2014).
- [79] T. Ohgoe, M. Hirayama, T. Misawa, K. Ido, Y. Yamaji, and M. Imada, *Phys. Rev. B* **101**, 045124 (2020).
- [80] A. Himeda, T. Kato, and M. Ogata, *Phys. Rev. Lett.* **88**, 117001 (2002).