

Momentum distribution of the Uniform Electron Gas at finite temperature: Effects of spin-polarization

Tobias Dornheim,^{1,2,*} Jan Vorberger,² Burkhard Militzer,^{3,4} and Zhandos A. Moldabekov^{1,2}

¹Center for Advanced Systems Understanding (CASUS), D-02826 Görlitz, Germany

²Helmholtz-Zentrum Dresden-Rossendorf (HZDR), D-01328 Dresden, Germany

³Department of Earth and Planetary Science, University of California, Berkeley, California 94720, USA

⁴Department of Astronomy, University of California, Berkeley, California 94720, USA

We carry out extensive direct path integral Monte Carlo (PIMC) simulations of the uniform electron gas (UEG) at finite temperature for different values of the spin-polarization ξ . This allows us to unambiguously quantify the impact of spin-effects on the momentum distribution function $n(\mathbf{k})$ and related properties. We find that interesting physical effects like the interaction-induced increase in the occupation of the zero-momentum state $n(\mathbf{0})$ substantially depend on ξ . Our results further advance the current understanding of the UEG as a fundamental model system, and are of practical relevance for the description of transport properties of warm dense matter in an external magnetic field.

All PIMC results are freely available online and can be used as a benchmark for the development of new methods and applications.

I. INTRODUCTION

The uniform electron gas (UEG) [1, 2] is one of the most fundamental model systems in theoretical physics and related disciplines. In particular, the UEG has been pivotal for the development for groundbreaking concepts such as Fermi liquid theory [2], the Bardeen-Cooper-Schrieffer (BCS) theory of superconductivity [3], and the quasi-particle picture of collective excitations [4]. Despite its apparent simplicity, it exhibits a wealth of interesting physical effects such as Wigner crystallization [5, 6], a potentially incipient excitonic mode at low density [7–9], and the possibility of a charge-density or spin-density wave [2, 10, 11].

From a theoretical perspective, the accurate description of the UEG is quite challenging and requires the application of advanced numerical techniques. Following the seminal studies by Ceperley and Alder [12, 13], the *ab initio* quantum Monte Carlo (QMC) approach [14] has emerged as the method of choice for the description of the UEG and has allowed for unprecedented insights into important properties like the (exchange–correlation) energy [12, 13, 15–18], static structure factor [15, 17], or linear response properties like the electronic local field correction [19–21]. These data have been subsequently used as input for different analytical parametrizations [22–31], which form the basis for many theoretical studies. Most notably, the accurate parametrization of the exchange–correlation energy of the UEG has facilitated the possibly unrivaled success of density functional theory regarding the description of real materials [32].

Over the last decades, there has emerged a growing interest in so-called *warm dense matter* (WDM), an exotic state characterized by extreme temperatures and densities [33, 34]. In nature, these conditions occur in

astrophysical objects such as giant-planet interiors [34–37], brown dwarfs [38, 39], and neutron star crusts [40]. Furthermore, WDM plays an important role in cutting-edge technological applications such as inertial confinement fusion [41], hot-electron chemistry [42], and the discovery of novel materials [43–45]. From a theory point of view, WDM is defined by two characteristic parameters that are simultaneously of the order of unity: 1) the density parameter (also known as the Wigner-Seitz radius or quantum coupling parameter [46]) $r_s = \bar{r}/a_B$, with \bar{r} and a_B being the average inter-particle distance and first Bohr radius, and 2) the reduced temperature $\theta = k_B T/E_F$, with E_F being the usual Fermi energy, c.f. Eq. (12).

Phenomenologically, these conditions manifest as the highly nontrivial interplay of quantum effects, Coulomb coupling, and thermal excitations, which renders WDM theory a most formidable challenge [47, 48]. Coming back to the UEG, it has become clear that previous ground-state descriptions of the UEG are not sufficient for applications in the WDM regime [49–51]. This has sparked a surge of developments in the field of fermionic QMC simulations at finite temperatures [52–63] (see Ref. [64] for a review), which has culminated in the first accurate parametrizations of the exchange–correlation free energy of the UEG at WDM conditions [65–68]. In particular, this allows for thermal density functional theory simulations on the level of the local density approximation [49, 50], and constitutes the basis for the development of more sophisticated functionals that explicitly take into account the temperature [69, 70]. Further progress on the UEG at WDM conditions includes the characterization of linear-response properties such as the static local field correction [71–74], numerical and theoretical results for the nonlinear electronic density response [75, 76], and even the study of dynamic quantities based on the analytic continuation of imaginary-time correlation functions [9, 71, 77–79].

Another fundamental property of the UEG is the

* t.dornheim@hzdr.de

momentum distribution function $n(\mathbf{k})$, which is highly important for the development of accurate models for the computation of different transport properties of WDM [80]. At finite temperatures, the first results have been presented by Militzer *et al.* [81, 82] based on approximate restricted path integral Monte Carlo (PIMC) simulations. More recently, the momentum distribution of the unpolarized UEG has been revisited by Hunger *et al.* [83], who have carried out exact configuration PIMC simulations at high densities ($r_s \lesssim 1$), and by Dornheim *et al.* [84] on the basis of exact direct PIMC simulations going from metallic densities $r_s \sim 2$ to the strongly coupled electron liquid regime ($r_s \sim 10 - 100$). More specifically, these studies have addressed interesting phenomena such as the interaction-induced increase in the occupation of the zero-momentum state [81, 85], the related negative exchange–correlation part to the kinetic energy K_{xc} , and the algebraic tail in the limit of large momenta k , cf. Eq. (14) below.

At the same time, a thorough investigation of the dependence of the momentum distribution function on the spin polarization $\xi = (N^\uparrow - N^\downarrow)/N$ (with N^\uparrow , N^\downarrow , and N being the number of spin-up electrons, spin-down electrons, and all electrons, respectively) has yet been missing. In the present work, we aim to fill this gap by presenting extensive new direct PIMC results for $n(\mathbf{k})$ for different values of ξ . Firstly, we mention that such an investigation is interesting in its own right, and helps to significantly advance our current understanding of the UEG as a fundamental model system [67, 68]. Secondly, spin-polarized systems are ubiquitous in quantum chemistry for atoms and molecules like oxygen, and the properties of the spin-polarized UEG are, consequently, important for the construction of exchange–correlation functionals for density functional theory. Finally, the impact of the spin-polarization is of central importance for the properties of WDM in an external magnetic field. In the case of strong electronic degeneracy ($\theta \ll 1$) in a non-quantizing magnetic field, the effect of the spin polarization on transport properties is negligible as it scales as $\xi \sim \mathcal{O}(\theta)$ [86]. Similarly, quantum effects are not relevant due to strong thermal excitations in the regime of very high temperatures, $\theta \gg 1$. In stark contrast, the effects of the spin polarization play an important role precisely in the WDM regime ($\theta \sim 1$) in an external magnetic field, as both aforementioned conditions do not apply here. More specifically, the condition for a non-quantizing magnetic field follows from the requirement that the electron cyclotron energy $\hbar\omega_c$ is much smaller than the characteristic quantum kinetic energy $\sqrt{E_F^2 + T^2}$ [87]. From this condition, one can find that the range of non-quantizing magnetic fields is given by $B/B_0 \ll \frac{18.4}{r_s^2} \sqrt{\theta^2 + 1}$ (where $B_0 \simeq 2.25 \times 10^5 \text{ T}$). For example, at $\theta \sim 1$ and $r_s \sim 1$, non-quantizing strong magnetic fields $B \sim 10 \text{ T} - 10^4 \text{ T}$ can be generated in experiments related to inertial confinement fusion [88, 89]. Yet, the physical properties of WDM in such strong magnetic fields remain largely unknown. We are, thus, convinced that our new results

for the impact of the spin-polarization on the momentum distribution are of direct importance for the future exploration of WDM at these extreme conditions.

The paper is organized as follows: In Sec. II, we introduce the required theoretical background including the PIMC method (II A), the corresponding estimation of the momentum distribution function (II B), and the spin-resolved reduced system parameters (II C). Sec. III is devoted to the presentation of our new simulation results, starting with PIMC data for the fully spin-polarized case (III A). Subsequently, we extend these consideration to arbitrary values of the spin-polarization in Sec. III B. The paper is concluded by a brief summary and discussion in Sec. IV.

II. THEORY

We assume Hartree atomic units throughout this work.

A. The path integral Monte Carlo method

Throughout this work, we simulate $N = N^\uparrow + N^\downarrow$ spin-restricted electrons in a cubic simulation box of constant volume $V = L^3$, and at a fixed temperature $T = 1/\beta$. Further, we restrict ourselves to the case of thermodynamic equilibrium, and the expectation value of a physical observable \hat{O} is given by

$$\langle \hat{O} \rangle = \frac{1}{Z} \text{Tr} \left(\hat{\rho} \hat{O} \right). \quad (1)$$

Here $\hat{\rho} = \exp(-\beta \hat{H})$ denotes the (unnormalized) canonical density operator, and the normalization is given by the corresponding canonical partition function Z . The basic idea of the path integral Monte Carlo method [90–92] is the stochastic evaluation of the matrix elements of $\hat{\rho}$. More specifically, this requires the evaluation of extremely high-dimensional integrals, which is accomplished efficiently using variations of the Metropolis Monte Carlo method [93]. While being computationally involved, the PIMC method is, in principle, capable to provide a quasi-exact solution of the quantum N -body problem of interest. The term *quasi-exact* implies that PIMC estimations of Eq. (1) can be made arbitrarily accurate in a controlled way when the convergence parameters (typically the number of imaginary-time slices P and the number of Monte Carlo samples N_{MC}) are increased. A more detailed introduction to the PIMC method is beyond the scope of the current work, and the interested reader is referred to Refs. [67, 90, 94].

An additional problem arises due to the fermionic nature of electrons, which manifests as an anti-symmetry under the exchange of particle coordinates in Eq. (1). This is the origin of the notorious fermion sign problem [95–97], which leads to an exponential increase in computation time with increasing the system size N or decreasing the temperature T ; see Refs. [97, 98] for an

accessible topical discussion. A popular approach to circumvent this issue is the application of the fixed-node approximation [99] (commonly known as *restricted* PIMC or RPIMC), which formally removes the sign problem for simulations in the canonical ensemble. Indeed, the RPIMC method constitutes at present the only QMC approach that is capable to simulate real materials in the WDM regime, e.g., Refs. [100–102]. Unfortunately, this great advantage comes at the cost of an uncontrolled approximation, as the exact nodes of correlated quantum many-body systems are a-priori unknown. More specifically, Schoof *et al.* [54] have shown that RPIMC leads to errors of up to 10% in the description of exchange–correlation properties of electrons in the WDM regime.

For this reason, we do not impose any nodal restriction in the present work. Consequently, our *direct* PIMC simulations are computationally extremely demanding, and we spend up to $\mathcal{O}(10^5)$ CPUh for a single density–temperature combination in the most challenging regime. Still, the sign problem constitutes the main limitation of our approach, and prevents us from accessing the low-temperature regime ($\theta < 1$) except for very strong coupling.

B. PIMC estimation of the momentum distribution

The momentum distribution of N_σ (with $\sigma \in [\uparrow, \downarrow]$ denoting the spin) electrons is defined as [82]

$$n_\sigma(\mathbf{k}) = \frac{(2\pi)^d}{V} \left\langle \sum_{l=1}^{N_\sigma} \delta(\hat{\mathbf{k}}_l - \mathbf{k}) \right\rangle, \quad (2)$$

with the corresponding normalization

$$\sum_{\mathbf{k}} n_\sigma(\mathbf{k}) = N_\sigma. \quad (3)$$

In addition, we mention that Eq. (2) is related to the off-diagonal density matrix in coordinate space $n_\sigma(s) := n_\sigma(\mathbf{r}, \mathbf{r}')$, with $s = |\mathbf{r} - \mathbf{r}'|$, by

$$n_\sigma(\mathbf{k}) = \int ds n_\sigma(s) e^{-is \cdot \mathbf{k}}. \quad (4)$$

For an ideal (i.e., noninteracting) Fermi system, Eq. (2) is given by the well-known Fermi distribution

$$n_0(\mathbf{k}) = \frac{1}{1 + \exp(\beta(E_{\mathbf{k}} - \mu))}, \quad (5)$$

with μ being the usual chemical potential [2], and the ideal dispersion relation

$$E_{\mathbf{k}} = \frac{\mathbf{k}^2}{2}. \quad (6)$$

Interestingly, the evaluation of Eq. (2) is not straightforward in the PIMC method, as it constitutes an off-diagonal observable in the underlying coordinate representation. More specifically, each particle is represented

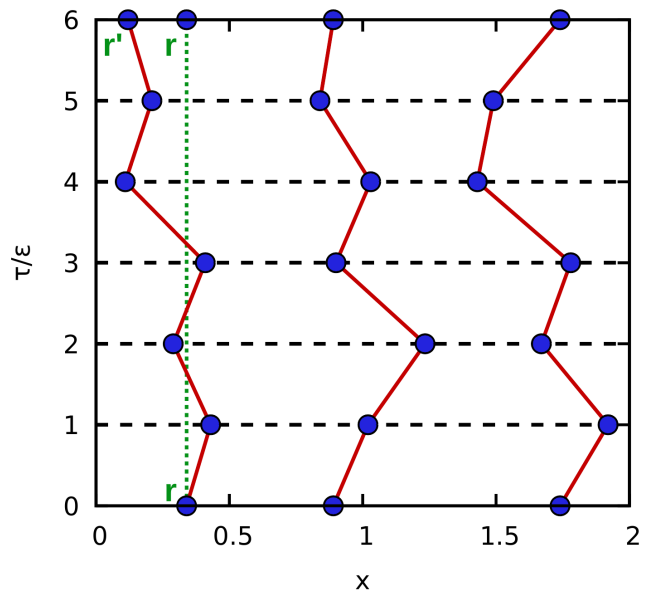


FIG. 1. Schematic illustration of the off-diagonal configuration space $Z_{\mathbf{r},\mathbf{r}';\sigma}$ including a single open trajectory with different start- and end-points \mathbf{r} and \mathbf{r}' . Adapted from Ref. [84] with the permission of the authors.

as a closed path over different coordinates in the imaginary time within the PIMC method. In contrast, the estimation of $n(\mathbf{k})$ requires the presence of a single *open* path within the PIMC simulation, thereby resulting in a modified configuration space. This is illustrated in Fig. 1 for a schematic configuration of $N = 3$ electrons on $P = 6$ imaginary-time slices (with $\epsilon = \beta/P$ being a discretized time step), depicted in the τ - x -plane. While the two right-most paths exhibit the same coordinates for $\tau = 0$ and $\tau = \beta$, the electronic path on the left is *open* and has different coordinates \mathbf{r} and \mathbf{r}' at its start and end.

The expression for Eq. (2) in the path-integral picture is then given by [82, 90]

$$n_\sigma(\mathbf{k}) = \frac{1}{V} \frac{Z_{\mathbf{r},\mathbf{r}';\sigma}}{Z} \left\langle e^{i\mathbf{k}(\mathbf{r}-\mathbf{r}')} \right\rangle_{\mathbf{r},\mathbf{r}';\sigma}, \quad (7)$$

where the sub-script of the angular brackets indicates this modified configuration space, and $Z_{\mathbf{r},\mathbf{r}';\sigma}$ its corresponding normalization. In practice, we use the extended-ensemble approach presented in Ref. [84] which is based on the worm algorithm by Boninsegni *et al.* [94, 103]. One particular strength of this scheme compared to earlier works [82, 90] is the possibility to directly compute the normalization of Eq. (7) without the need for a subsequent fitting of the off-diagonal density matrix $n(\mathbf{r}, \mathbf{r}')$ or an artificial imposition of the condition in Eq. (3). The practical implications of this advantage are discussed in Sec. III A below.

C. Reduced system parameters for arbitrary spin-polarizations

To understand the effect of an arbitrary spin-polarization $\xi \in [0, 1]$ on physical observables, it is helpful to consider modified, explicitly spin-resolved reduced parameters. To this end, we introduce the spin-resolved density parameter r_s^σ via the relation

$$\frac{4}{3}\pi (r_s^\sigma)^3 = \frac{V}{N^\sigma}, \quad (8)$$

which immediately gives

$$r_s^\sigma = r_s \left(\frac{N}{N^\sigma} \right)^{1/3}. \quad (9)$$

Furthermore, Eq. (9) can be expressed in terms of the spin-polarization ξ as

$$r_s^\uparrow = r_s \left(\frac{1+\xi}{2} \right)^{-1/3} \quad \text{and} \quad (10)$$

$$r_s^\downarrow = r_s \left(\frac{1-\xi}{2} \right)^{-1/3}.$$

The dependence of Eq. (10) on ξ is shown in the top panel of Fig. 2, using a total density parameter $r_s = 2$ as a reference (dashed black line). For $\xi = 0$, the system is fully unpolarized, i.e., $N^\uparrow = N^\downarrow = N/2$, which immediately gives $r_s^\uparrow = r_s^\downarrow = r_s \cdot 2^{1/3}$. Upon increasing ξ , the fraction of spin-up electrons increases, and, consequently, r_s^\uparrow converges towards the full density parameter r_s in the limit of $\xi = 1$. In contrast, the number density of spin-down electrons decreases with ξ and eventually attains zero. Thus, r_s^\downarrow actually diverges towards the fully spin-polarized case.

A second parameter that is relevant to the present study is given by the spin-resolved reduced temperature, which we simply express as a function of r_s^σ ,

$$\theta^\sigma(\beta) = \frac{1}{\beta E_F^\sigma(r_s^\sigma)}, \quad (11)$$

with $E_F^\sigma(r_s^\sigma)$ being the Fermi energy for a fully spin-polarized system with the density parameter r_s^σ ,

$$E_F^\sigma(r_s^\sigma) = \frac{(\mathbf{k}_F^\sigma)^2}{2}, \quad (12)$$

with the corresponding spin dependent Fermi wave number

$$k_F^\sigma = (6\pi^2 n^\sigma)^{1/3}. \quad (13)$$

The results for Eq. (11) are shown in the bottom panel of Fig. 2, using $\theta = 2$ as a reference for the unpolarized case. With increasing ξ , the number density of the spin-up electrons is increased, which results in a larger Fermi energy. Therefore, the reduced temperature is decreased when β (or, equivalently, T) are being kept constant. Conversely, both the number density of the spin-down electrons and the corresponding Fermi energy vanish towards $\xi = 1$, which means that θ^\downarrow diverges.

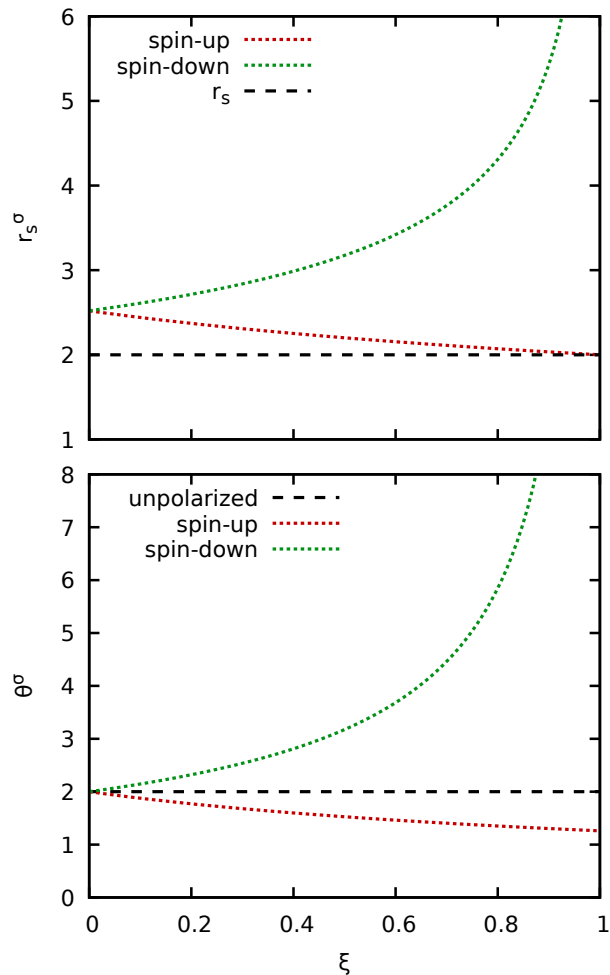


FIG. 2. Polarization dependence of the spin-resolved density parameter r_s^σ (top panel) and reduced temperature θ^σ (bottom panel) for $r_s = 2$ and $\theta = 2$ (using the Fermi energy of the unpolarized system as a reference).

III. RESULTS

A. The spin-polarized electron gas

1. Density dependence

Let us start our investigation of spin-effects on the momentum distribution with an analysis of the fully spin-polarized case, $\xi = 1$. To this end, we show the density dependence of $n(\mathbf{k})$ for $\theta^\uparrow = 1$ in Fig. 3. More specifically, the dashed black curve shows results for the ideal Fermi gas [cf. Eq. (5)], which are independent of the density when the reduced temperature is being kept constant. In addition, the different symbols show our new PIMC results that have been obtained for $N^\uparrow = 33$ electrons for different values of r_s . For completeness, we mention that the left and right panels correspond to a linear and logarithmic scale, which allows to focus on different features

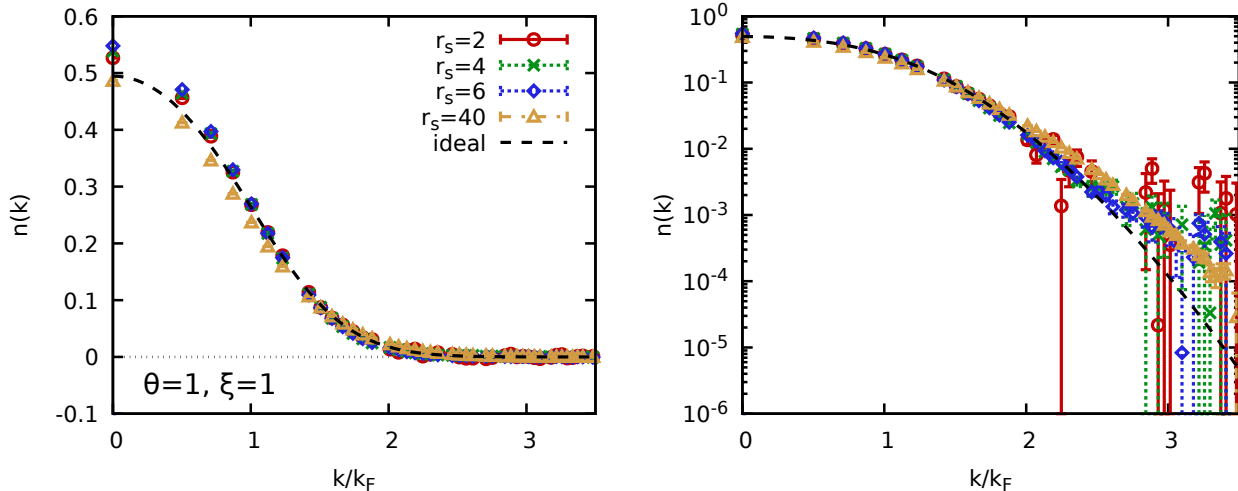


FIG. 3. Momentum distribution of the spin-polarized ($\xi = 1$) electron gas for $\theta^\dagger = 1$. The dashed black curve shows results for the ideal Fermi gas [Eq. (5)], and the data points correspond to our PIMC data for different r_s . The left and right panel shows $n(\mathbf{k})$ on a linear and logarithmic scale, respectively.

of $n(\mathbf{k})$ at different k . Furthermore, an extensive analysis of finite-size effects for different densities is shown in Sec. III B 1 below.

First and foremost, we find that all depicted data sets are qualitatively quite similar to the ideal Fermi distribution, which is substantially broadened at these conditions due to the comparably large thermal energy. Remarkably, the momentum distribution at zero-momentum, $n(0)$, is increased compared to $n_0(0)$ for $r_s = 2$ (red circles), $r_s = 4$ (green crosses), and $r_s = 6$ (blue diamonds), and this trend even increases with r_s for these three cases. This fairly counter-intuitive phenomenon was first reported by Militzer and Pollock [81], and can be explained in terms of a negative mean-field contribution to the single-particle dispersion. A more systematic investigation of this trend and its relation to the kinetic energy is shown in Fig. 4 below. For $r_s = 40$ (yellow triangles), the system becomes strongly correlated and we find $n(0) < n_0(0)$, although both are comparable in magnitude.

The logarithmic depiction of $n(\mathbf{k})$ shown in the right panel of Fig. 3 allows to study the behaviour of the momentum distribution at large momenta, where it rapidly decays. Consequently, this regime is hard to resolve with the PIMC method, and the relative noise level increases and eventually surpasses 100%. For the unpolarized UEG, it can be shown analytically that $n(\mathbf{k})$ decays algebraically in the limit of large k , and the exact relation is given by [104, 105]

$$\lim_{k \rightarrow \infty} n(k) = \frac{4}{9} \left(\frac{4}{9\pi} \right)^{2/3} \left(\frac{r_s}{\pi} \right)^2 \frac{k_F^8}{k^8} g^{\uparrow\downarrow}(0), \quad (14)$$

with $g^{\uparrow\downarrow}(0)$ being the pair correlation function between electrons of opposite spin, which has been parametrized

in Ref. [73] for different values of r_s and θ . This relation has recently been verified on the basis of highly accurate numerical data by Hunger *et al.* [83]. For the spin-polarized case, on the other hand, Eq. (14) cannot hold as there is only a single spin-component, and the on-top pair correlation function is always zero. Instead, Rajagopal *et al.* [106] have found the relation

$$\lim_{k \rightarrow \infty} n(k) = \frac{4}{3} \frac{8}{9\pi^2} (\alpha r_s)^2 \frac{g^{\uparrow\uparrow''}(0)}{2} \left(\frac{k_F}{k} \right)^{10} \quad (15)$$

with $\alpha = \left(\frac{4}{9\pi} \right)^{1/3}$, which depends on the second derivative of the pair correlation function between electrons of equal spin, again at zero distance. While being asymptotically exact, Eqs. (14) and (15) do not give any information about the particular values of k for which these limits are attained in practice. The empirical findings for the unpolarized case in Ref. [83] indicate that this happens for $k \gtrsim 5k_F$ at these conditions. Therefore, resolving the asymptotic tail would require to accurately estimate the momentum distribution over at least eight orders of magnitude in $n(\mathbf{k})$ itself, which is beyond the capability of PIMC methods operating in coordinate space. The same issue has been reported by Dornheim *et al.* [84] for the unpolarized case, too.

Let us next get back to the topic of the counter-intuitive, interaction-induced increase of $n(0)$, which we analyze in detail in the top panel of Fig. 4. More specifically, the horizontal dashed black line corresponds to the ideal Fermi gas, which does not depend on r_s . In addition, the red circles show our new PIMC data for different densities. Firstly, we note the increasing error bars towards small r_s , which are a direct consequence of the fermion sign problem. More specifically, a decrease in the coupling strength leads to an increase in the fre-

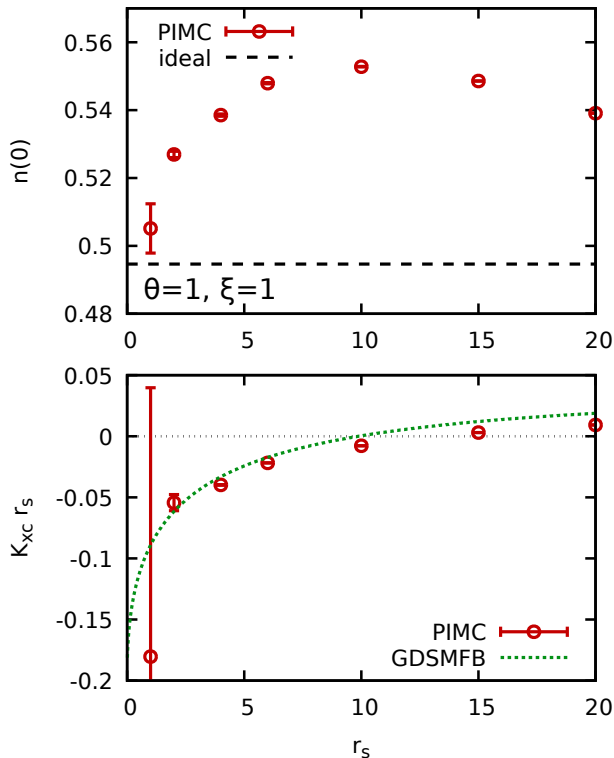


FIG. 4. Top: r_s dependence of $n(0)$ for the spin-polarized UEG with $\theta^\uparrow = 1$. Bottom: r_s dependence of the exchange–correlation part to the kinetic energy (per particle) K_{xc} [Eq. (16)], with the red circles being our new PIMC results and the dotted green line having been computed from Eq. (17) using the parametrization by Groth *et al.* [66].

quency of permutation cycles within the PIMC simulation, and cycles of adjacent length contribute with a different sign. The resulting cancellation of positive and negative terms then leads to a decreasing signal-to-noise ratio; see Refs. [97, 107] for more detailed information.

In the limit of $r_s \rightarrow 0$, the UEG becomes ideal [67] and the PIMC data approach the horizontal line. With increasing coupling strength, the occupation at $k = 0$ systematically increases, and attains a maximum at $r_s \approx 10$ at these conditions. Increasing the density parameter even further leads to the opposite trend and, eventually, $n(0)$ will even become smaller than $n_0(0)$ as the electrons are pushed to larger k by the strong repulsion. The particular comparison between $n(\mathbf{k})$ and $n_0(\mathbf{k})$ strongly depends on the value of ξ , which is explained in detail in the discussion of Fig. 14 below.

Let us next consider the connection between the correlation-induced increase in the momentum distribution at zero momentum to the exchange–correlation part of the kinetic energy,

$$K_{xc} = K - E_0, \quad (16)$$

where K and E_0 are the total kinetic energy of the in-

teracting and noninteracting system, respectively. For completeness, we mention that K_{xc} is directly related to the asymptotic behaviour of the electronic local field correction at large wave numbers [26, 72, 108]. The r_s dependence of Eq. (16) is shown in the bottom panel of Fig. 4 for the same conditions as $n(0)$. More specifically, the red circles have been obtained by taking our direct PIMC results for K for $N = 33$ electrons and subsequently subtracting E_0 (taken from Ref. [58]) for the same system size. The large error bars for small r_s are again a direct consequence of the fermion sign problem, which is exacerbated by the definition of K_{xc} as the difference between two quantities that are more or less comparable in magnitude. Furthermore, the dotted green curve has been computed from the parametrization of the exchange–correlation free energy f_{xc} by Groth *et al.* [66] by evaluating the relation [67]

$$K_{xc} = -f_{xc}(r_s, \theta) - \theta \left. \frac{\partial f_{xc}(r_s, \theta)}{\partial \theta} \right|_{r_s} - r_s \left. \frac{\partial f_{xc}(r_s, \theta)}{\partial r_s} \right|_{\theta}. \quad (17)$$

First and foremost, we note the good qualitative agreement between Eq. (17) and the PIMC data, although there appear small but significant differences towards large r_s . The most likely explanation for the latter are finite-size effects in the red circles (either (or both) K or E_0 , whereas the green curve has been constructed in the thermodynamic limit, i.e., in the limit of an infinite number of particles taken at a constant number density. A second, somewhat less likely explanation is the finite accuracy of the utilized parametrization of f_{xc} , which might be exacerbated by the evaluation of the derivatives in Eq. (17).

From a physical perspective, we do indeed find a lowering in the kinetic energy due to electronic exchange–correlation effects for $r_s \lesssim 10$, whereas the total kinetic energy is increased for stronger coupling. Therefore, the negative values of K_{xc} are certainly related, but not equal to the increase in $n(0)$ discussed above, which is consistent to recent findings for the unpolarized electron gas [84].

2. Comparison to restricted PIMC

Let us conclude this study of the purely spin-polarized UEG with a comparison between our new direct PIMC results for $n(\mathbf{k})$ and the restricted PIMC data by Militzer *et al.* [82]. This is shown in Fig. 5 where the top row corresponds to $r_s = 4$ and $\theta^\uparrow = 1$, i.e., a metallic density that is of relevance to contemporary WDM research [47]. The left panel shows results for $n(\mathbf{k})$ itself, and the ideal Fermi function (dashed black line) has been included as a reference. Further, the red circles and green crosses depict the PIMC and RPIMC data, respectively, which are

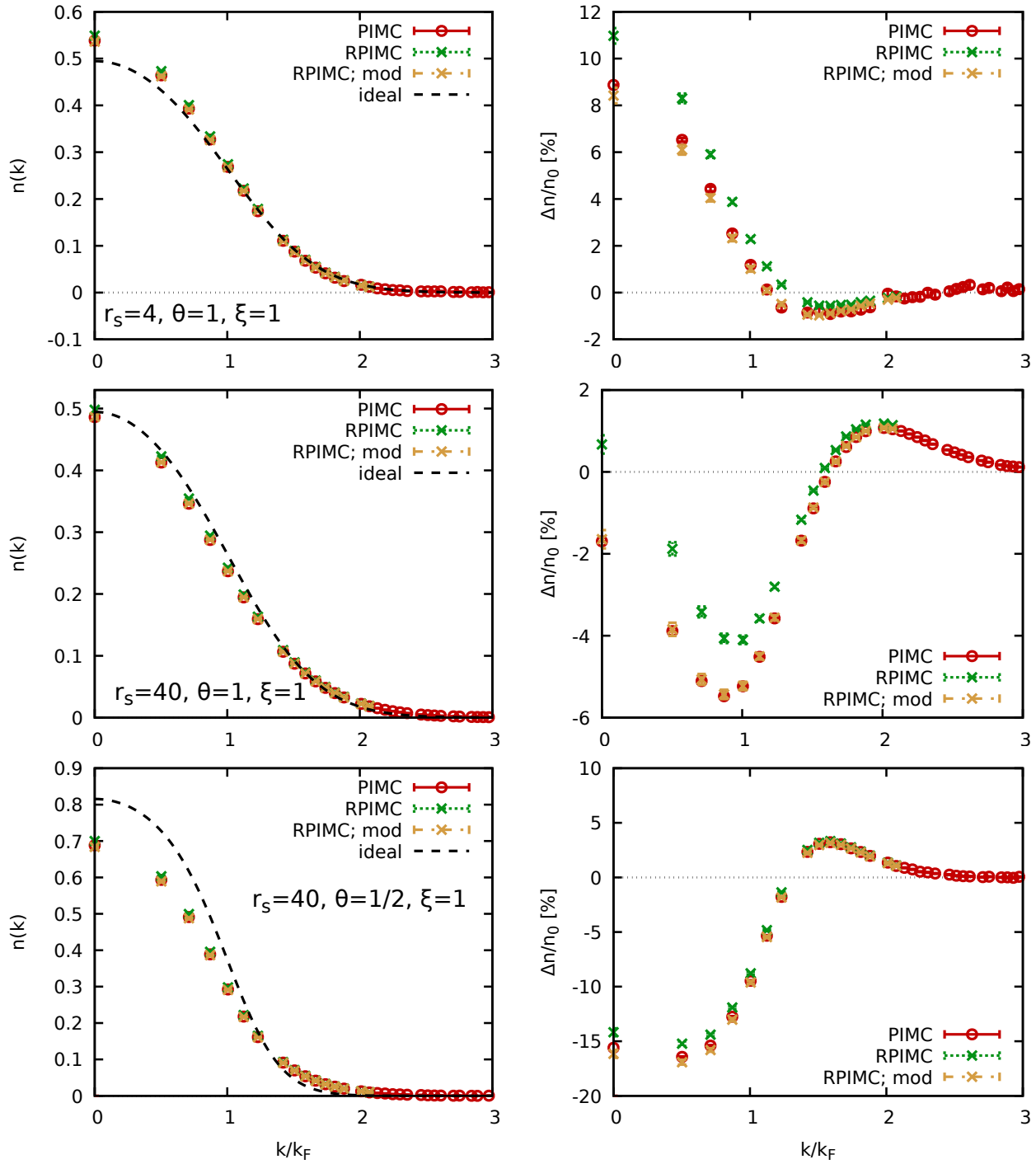


FIG. 5. Momentum distribution function of the spin-polarized ($\xi = 1$) UEG for $N = 33$ electrons. Top row: $r_s = 4$ and $\theta^{\xi=1} = 1$; center row: $r_s = 40$ and $\theta^{\xi=1} = 1$; bottom row: $r_s = 40$ and $\theta^{\xi=1} = 0.5$. Left column: $n(\mathbf{k})$, with the red circles, green crosses, and yellow crosses corresponding to our new direct PIMC results, restricted PIMC results from Ref. [82], and modified RPIMC results (see text), respectively. Right column: Relative difference between $n(\mathbf{k})$ and $n_0(\mathbf{k})$ in per cent, cf. Eq. (18).

in qualitative though not quantitative agreement. More specifically, the RPIMC data are systematically higher than the PIMC data, which is consistent to the recent findings by Dornheim *et al.* [84] for the unpolarized UEG.

In the latter study, this discrepancy was explained by the normalization of $n(\mathbf{k})$, which is computed exactly within our extended ensemble formalism, but has to be inferred from the off-diagonal density matrix $n(\mathbf{r}, \mathbf{r}')$ in the case

of RPIMC. Therefore, multiplying the RPIMC data by a constant factor of $Q = 0.977$ led to perfect agreement between direct PIMC and restricted PIMC for $\xi = 0$.

Following the same procedure (with the same factor) in the present case leads to the yellow crosses, which, indeed, are in excellent agreement to the PIMC data over the entire range of wave numbers. This can be seen particularly well in the right panel, where we show the relative deviation between the momentum distribution of the UEG and the ideal Fermi gas (in per cent) with respect to $n_0(0)$,

$$\frac{\Delta n}{n(0)} [\%] = \frac{n(\mathbf{k}) - n_0(\mathbf{k})}{n_0(\mathbf{0})} \times 100 . \quad (18)$$

In addition, this depiction also allows one to gain a more vivid insight into the behaviour of K_{xc} shown in Fig. 4 above: for small momenta ($k \lesssim k_F$), the momentum distribution function of the interacting electron gas plainly exceed the ideal Fermi distribution $n_0(k)$, whereas the relative occupation is decreased in the range of $k_F \lesssim k \lesssim 2k_F$. Since the total kinetic energy is simply given by the integral

$$K = \frac{1}{2} \int d\mathbf{k} n(\mathbf{k}) \mathbf{k}^2 , \quad (19)$$

the observed deviation profile directly indicates the relation $K[n(\mathbf{k})] < K[n_0(\mathbf{k})]$ at these conditions, thus resulting in the negative values of K_{xc} shown above.

We next consider the central row of Fig. 5, where we show the same analysis for $r_s = 40$ and $\theta^\uparrow = 1$. Physically, these conditions are located within the strongly coupled electron liquid regime [9, 11], where the strong Coulomb repulsion between the electrons predominates over quantum degeneracy effects such as Pauli blocking or quantum diffraction. In particular, this regime is expected to give rise to a *negative dispersion relation* [9, 71, 78, 79], which is of a potentially incipient excitonic nature [7, 8]. At these conditions, the momentum distribution function of the interacting UEG compares markedly different to the ideal Fermi function, and the direct PIMC method predicts a depletion in the occupation at zero momentum, which holds for $k \lesssim 1.5k_F$. While the raw RPIMC data (green crosses) actually predict an increase in $n(0)$ compared to the ideal system, this effect is most likely spurious. Specifically, multiplying the RPIMC data by the same factor Q as in the previous case leads to the yellow crosses, which, again, results in a perfect agreement to the direct PIMC data.

Let us conclude this comparison between the direct and restricted PIMC methods by investigating a lower temperature, $\theta^\uparrow = 0.5$, shown in the bottom row of Fig. 5. For completeness, we mention that such low values of the reduced temperature cannot be accessed by the direct PIMC method at metallic densities due to the aforementioned fermion sign problem. At these conditions, the occupation of momentum states at small k is substantially depleted compared to $n_0(k)$ as the electrons are pushed out to large momenta, resulting in a positive value of K_{xc} .

The comparison between direct and restricted PIMC reveals the same issue with the normalization as in the two previous cases, and the thus modified yellow crosses agree with the red circles over the entire depicted k -range.

In summary, the only systematic error that we can find in the RPIMC data both at $r_s = 4$ and $r_s = 40$ are due to the normalization, and not a consequence of the fixed-node approximation that has been used to deal with the fermion sign problem. This is certainly encouraging, as the extended ensemble approach introduced in Ref. [84] can easily be incorporated into RPIMC as well, which would completely overcome this problem.

B. Intermediate polarizations and spin dependence

In the following section, we explicitly go beyond the purely ferromagnetic case to more closely isolate the effect of the spin-polarization itself.

1. Analysis of finite-size effects

Being restricted to the description of a finite number of particles, PIMC results are in general afflicted with so-called finite-size effects [62, 64, 109–111]. Therefore, a careful analysis of the dependence of the results on the system size is usually indispensable. In the present work, this is shown in Fig. 6 for $r_s = 10$ and $\theta_{\xi=0} = 2$ for $\xi = 2/3$. Note that we always use the reduced temperature $\theta_{\xi=0}$ of the unpolarized system as a reference throughout the remainder of this work. We further mention that the selected polarization $\xi = 2/3$ constitutes a particularly relevant choice for the study of finite-size effects, as there are, by definition, always five times the number of spin-up compared to spin-down electrons. For example, we have $N^\uparrow = 50$ but only $N^\downarrow = 10$ for a total system size of $N = 60$ in this case. Since only electron of the same spin-orientation exchange with each other, it is therefore reasonable to expect a different manifestation of finite-size effects in $n^\uparrow(\mathbf{k})$ and $n^\downarrow(\mathbf{k})$, which needs to be checked.

Let us start our investigation by considering results for $n^\uparrow(\mathbf{k})$ shown in the left column of Fig. 6, where the top and bottom panels show results for the momentum distribution itself and for the relative deviation to the ideal Fermi function [cf. Eq. (18)], respectively. More specifically, the different data points show our new direct PIMC data that have been obtained for different values of N . Remarkably, we find hardly any dependence of $n^\uparrow(\mathbf{k})$ on the system size even for as few as $N = 18$ electrons. This can be seen particularly well in the bottom panel, where small deviations between the different data sets are noticeable only for small momenta. Still, even here these differences are clearly below 1%. From a physical perspective, we find a pronounced interaction-induced increase in $n^\uparrow(\mathbf{k})$ compared to $n_0^\uparrow(\mathbf{k})$, with a maximum of $\sim 8\%$ at zero momentum.

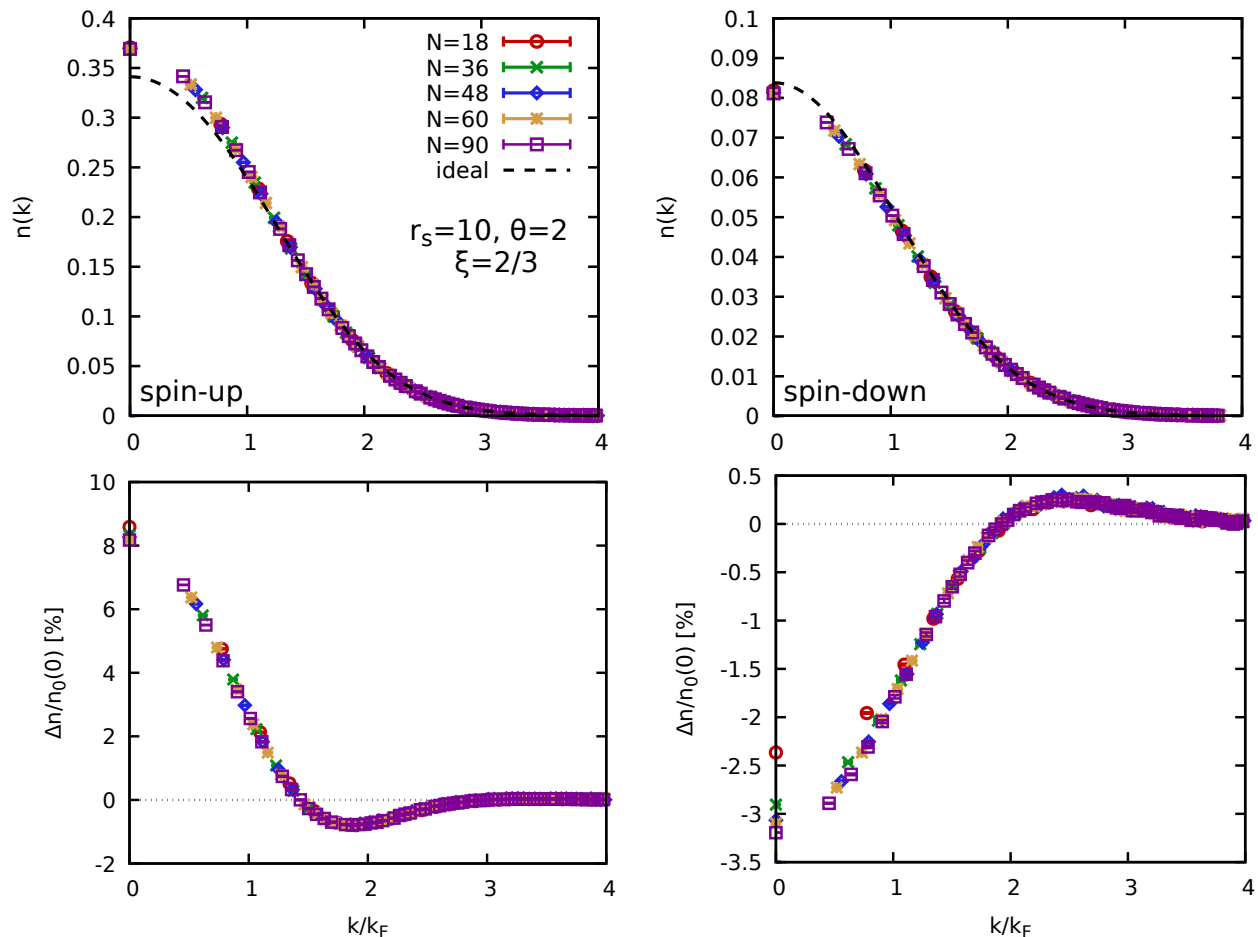


FIG. 6. Top: System-size dependence of the momentum distribution of the UEG at $r_s = 10$, $\theta = 2$, and $\xi = 2/3$. The left and right columns correspond to the spin-up and -down electrons, respectively. Bottom: Relative deviation between PIMC data for $n^\sigma(\mathbf{k})$ and the ideal Fermi distribution $n_0^\sigma(\mathbf{k})$ in per cent, cf. Eq. (18). Note that we use the Fermi wave number of the unpolarized system $k_F^{\xi=0}$ as a reference.

Let us next consider the top right panel of Fig. 6, where we show our direct PIMC results for $n^\downarrow(\mathbf{k})$. Again, hardly any dependence on N can be resolved on this scale even for $N = 18$, where there are only $N^\downarrow = 3$ spin-down electrons within the simulation. The bottom panel of the same figure does reveal some systematic deviations for $N = 18$ and $N = 36$, but even the maximum finite-size effect is below 1%. In addition, we find that the occupation at small momenta is actually depleted compared to $n_0^\downarrow(\mathbf{k})$, which is in stark contrast to the behaviour of the spin-up electrons observed in the left column of the same figure. A more detailed investigation of this effect is presented in Fig. 14 below.

Lastly, we show PIMC results for the offdiagonal density matrix in coordinate space $n(s)$ [cf. Eq. (4) above] in Fig. 7. Specifically, the left and right panels show results for spin-up and spin-down electrons, and the red circles, green crosses, and yellow stars correspond to $N = 18$, $N = 36$, and $N = 60$, respectively. Evidently, both $n^\uparrow(s)$

and $n^\downarrow(s)$ converge towards unity in the limit of $s \rightarrow 0$, as it is expected [82, 84, 90]. Furthermore, the offdiagonal density matrix is of an approximately Gaussian shape, and no oscillations can be found at large separations s . This negligible impact of permutation cycles involving a large number of particles further helps to explain the small manifestation of finite-size effects at these conditions.

While the small magnitude of the finite-size effects observed in Fig. 6 are certainly encouraging, it is expected from previous studies [62, 67, 110] that they might increase for higher densities. For this reason, we present a similar analysis for the same conditions at $r_s = 2$ in Fig. 8. Physically, this corresponds to a metallic density that is highly relevant to contemporary WDM research, and can be realized experimentally for example with aluminum [73, 112, 113]. In addition, we note that the smaller value of the coupling parameter r_s leads to a more pronounced impact of quantum degeneracy effects,

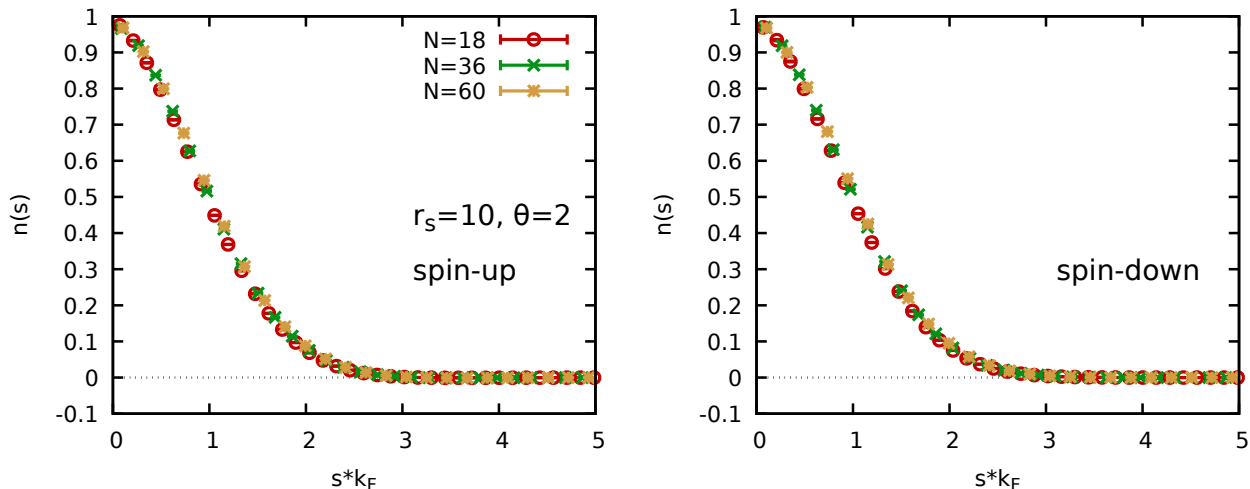


FIG. 7. Offdiagonal density matrix $n(s)$ [cf. Eq. (4)] of the UEG at $r_s = 10$, $\theta = 2$, and $\xi = 2/3$. The left and right panels show results for spin-up and spin-down electrons, and the red circles, green crosses, and yellow stars have been obtained for $N = 18$, $N = 36$, and $N = 60$, respectively.

which, in turn, results in a more severe fermion sign problem. This is conveniently characterized by the so-called *average sign* S (see, e.g., Ref. [97] for details), which constitutes a straightforward measure for the amount of cancellations of positive and negative terms within the simulation. In particular, the required computation time scales as $1/S^2$, such that a value of $S = 0.1$ would increase the CPU time by a factor of 100 compared to a PIMC simulation without a sign problem. For the system at hand, we find an average sign of $S \approx 0.01$ in the extended ensemble for $N = 60$ and $r_s = 2$, whereas it is $S \approx 0.4$ for $r_s = 10$. Therefore, PIMC simulations of $N = 90$ electrons are at present not computationally feasible at the higher density.

Returning to the topic of finite-size effects, again no deviations between the PIMC data sets for different N can be seen with the naked eye in the top row of Fig. 8 for either $n^\uparrow(\mathbf{k})$ or $n^\downarrow(\mathbf{k})$. The relative deviation to the ideal Fermi function shown in the bottom row allows for a more detailed perspective, where small differences between $N = 18$ and $N = 60$ of approximately 1% can be resolved for small momenta. In any case, it is safe to conclude that direct PIMC simulations with $N \sim 60$ electrons allow to reliably estimate the main physical features of the momentum distribution function as finite-size effects are small at the conditions that are considered in this work. For completeness, we mention that this changes at very low temperatures, where both the application of twisted boundary conditions [17, 114] and an additional finite-size correction are required [18].

2. Interplay of spin-polarization with density and temperature

In the following, we will explicitly investigate the impact of the spin-polarization on the momentum distribution $n(\mathbf{k})$ and its spin-resolved components $n^\uparrow(\mathbf{k})$ and $n^\downarrow(\mathbf{k})$. To ensure a better comparability, we will always compare results for the same temperature T for all ξ , thus resulting in different values of θ^σ [cf. Eq. (11)]. As a reference, we always give both θ and k_F for the case of a fully unpolarized system.

In Fig. 9, we show the momentum distribution function of the UEG at $\theta = 2$ for different values of ξ for $r_s = 0.5$ (top left), $r_s = 2$ (top right), $r_s = 4$ (bottom left), and $r_s = 10$ (bottom right). More specifically, the crosses and diamonds show our new direct PIMC results for $n^\uparrow(\mathbf{k})$ and $n^\downarrow(\mathbf{k})$, and the dashed black lines depict the corresponding data for the ideal Fermi gas at the same conditions. For $r_s = 0.5$, the PIMC data closely follow the ideal curves for all ξ as electronic correlation effects are comparably small. In addition, we observe the following monotonous ordering of $n^\sigma(\mathbf{k})$: starting at $n^\uparrow(\mathbf{k}) = n^\downarrow(\mathbf{k})$ for the unpolarized case (green crosses), both the ideal curves and the PIMC data for the spin-up electrons monotonically increase with ξ . This is mainly a consequence of the increase in the number density n^\uparrow (or, equivalently, the decrease in the density parameter r_s^\uparrow , cf. Fig. 2). Conversely, we find the opposite behaviour for the spin-down electrons, with $n^\downarrow(\mathbf{k}) = 0$ in the limit of $\xi = 1$.

A less obvious question is the behaviour of the total momentum distribution function $n(\mathbf{k}) = n^\uparrow(\mathbf{k}) + n^\downarrow(\mathbf{k})$, which we show in the left panel of Fig. 10 for these conditions. We note that the curves and data points for $\xi = 1/3$ and $\xi = 2/3$ have been omitted for better visibil-

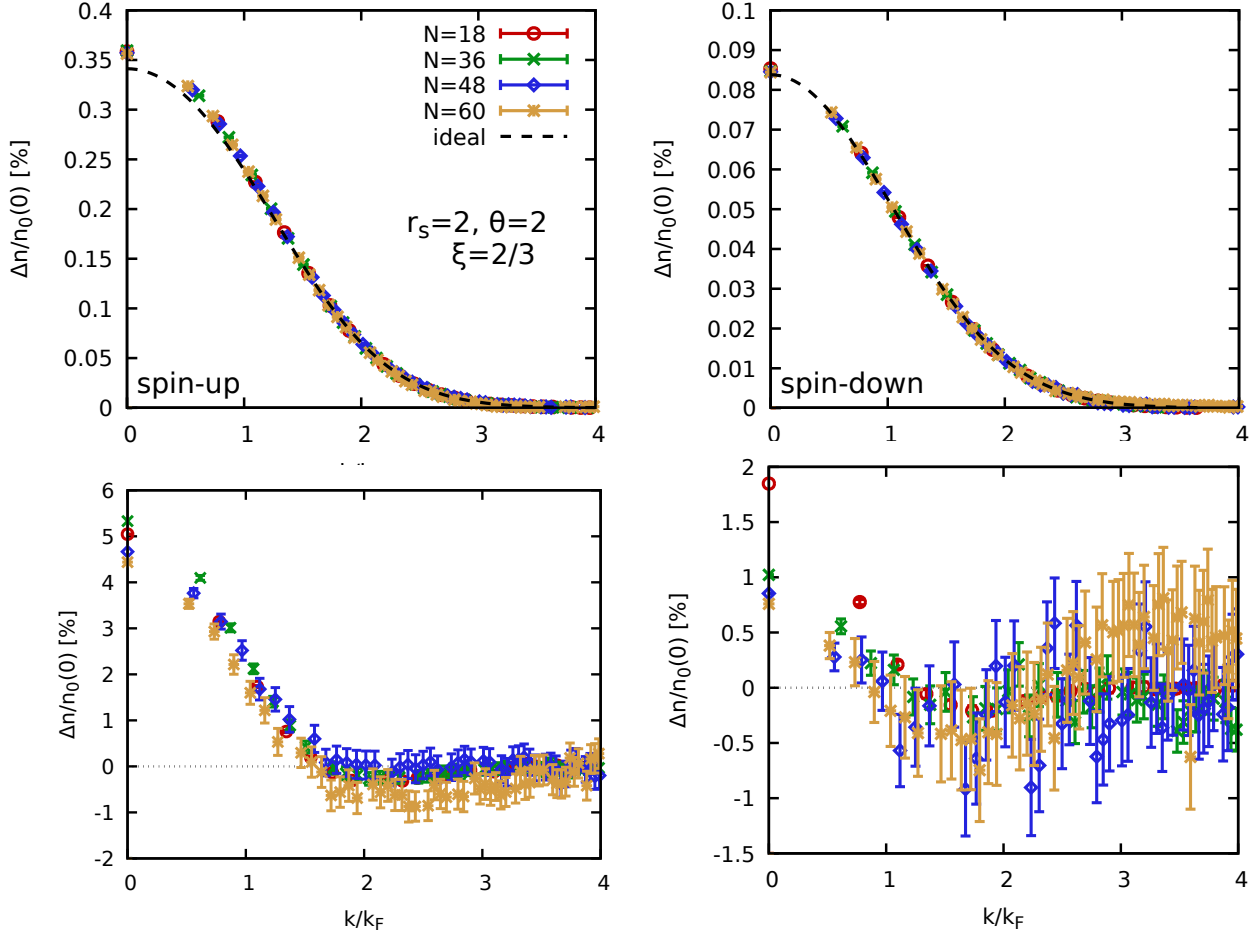


FIG. 8. Top: System-size dependence of the momentum distribution of the UEG at $r_s = 2$, $\theta = 2$, and $\xi = 2/3$. The left and right columns correspond to the spin-up and -down electrons, respectively. Bottom: Relative deviation between PIMC data for $n^\sigma(\mathbf{k})$ and the ideal Fermi distribution $n_0^\sigma(\mathbf{k})$ in per cent, cf. Eq. (18). Note that we use the Fermi wave number of the unpolarized system $k_F^{\xi=0}$ as a reference.

ity. Interestingly, we observe the opposite ordering compared to $n^\uparrow(\mathbf{k})$ shown above, i.e., the largest value around zero momentum occurs for $\xi = 0$, both in the PIMC data and the ideal Fermi distribution. This is a direct consequence of the fermionic anti-symmetry under particle exchange and the resulting Pauli blocking, and can be understood as follows: In the limit of $\xi = 1$ all electrons in the system are mutually affected by their common fermionic nature, which effectively pushes them towards larger momenta. In the opposite limit of $\xi = 0$, only half of the electrons mutually affect each other, and, consequently, the fermionic push towards larger momenta is weaker. Naturally, $\xi = 1/2$ is located between these two extremes, and, thus, located somewhere in the middle.

Let us next consider the impact of an increasing density parameter r_s on the spin-resolved components $n^\uparrow(\mathbf{k})$ and $n^\downarrow(\mathbf{k})$. This is shown in the top right panel of Fig. 9 for the case of $r_s = 2$. Evidently, the effect of the cou-

pling strength is most pronounced for the spin-up electrons, where in particular the occupation of the zero-momentum state is substantially increased compared to the ideal Fermi distribution. Further, we observe that this effect increases with ξ . The spin-down electrons, on the other hand, can hardly be distinguished from $n_0^\downarrow(\mathbf{k})$ with the naked eye on the depicted scale.

The further increase of the coupling strength to $r_s = 4$ (bottom left) leads to a further increase in the PIMC data for $n^\uparrow(0)$ compared to $n_0^\uparrow(0)$, whereas the spin-down electrons, again, remain hardly affected by correlations. Finally, the bottom right panel shows results for $r_s = 10$, which is located at the margins of the strongly coupled electron liquid regime [9, 11]. First and foremost, we note that the correlation-induced increase in $n^\uparrow(0)$ compared to $n_0^\uparrow(0)$ strongly depends on ξ in this case, and is most pronounced at $\xi = 1$. In addition, we observe a correlation-induced decrease for the spin-down electrons, although it is substantially smaller.

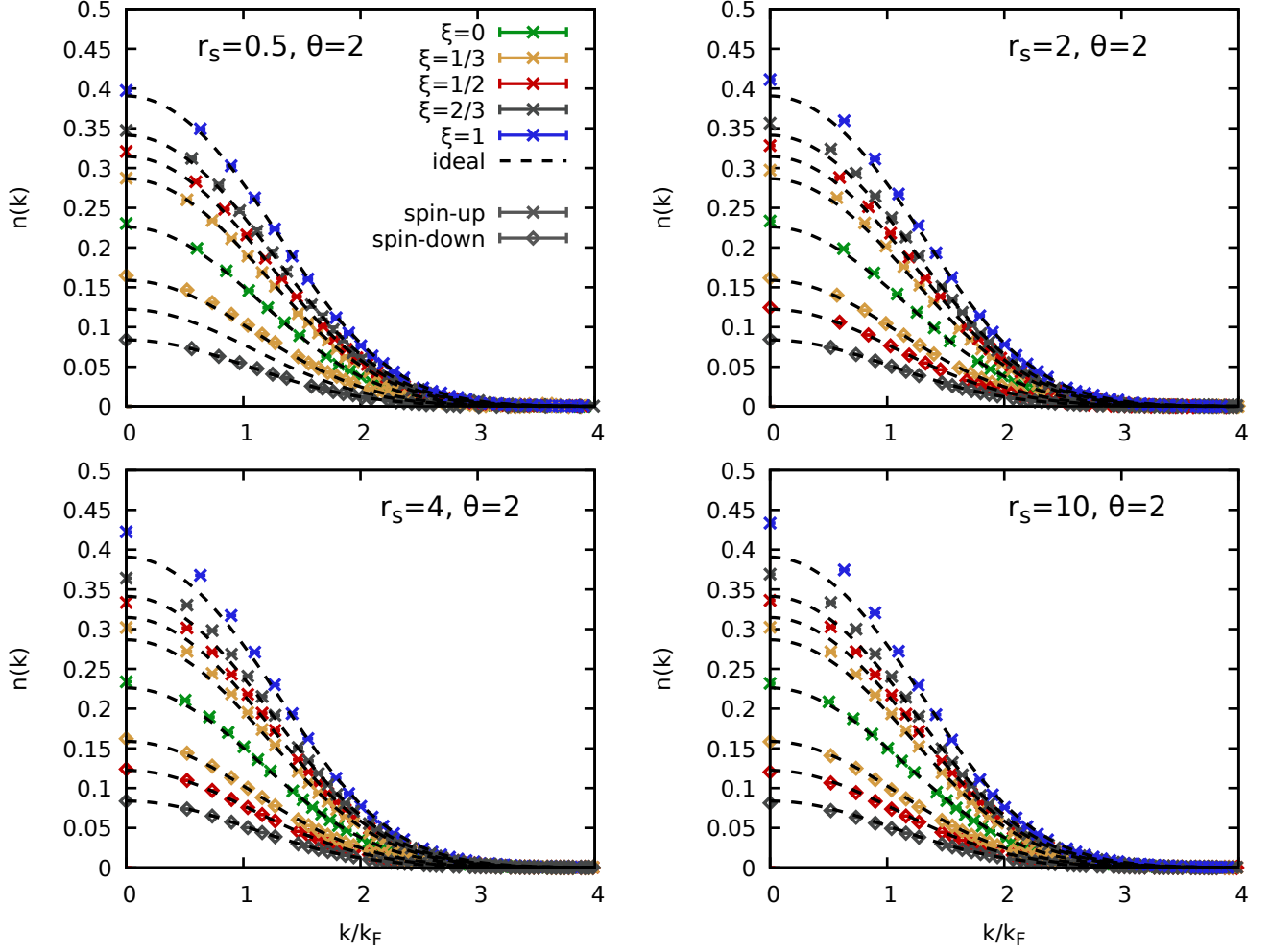


FIG. 9. Momentum distribution function $n^\sigma(\mathbf{k})$ for $\theta_{\xi=0} = 2$. Top left: $r_s = 0.5$; top right: $r_s = 2$; bottom left: $r_s = 4$; bottom right: $r_s = 10$. The colours distinguish different values of the spin-polarization ξ , and the dashed black curves show the corresponding results for the ideal Fermi gas $n_0^\sigma(\mathbf{k})$. Finally, the crosses and diamonds correspond to spin-up and spin-down electrons, respectively. Note that we use the Fermi wave number of the unpolarized system $k_F^{\xi=0}$ as a reference.

In order to get a more complete picture of the physics at play, we analyse the total momentum distribution $n(\mathbf{k})$ for $r_s = 10$ in the right panel of Fig. 10. As a direct consequence of the increased coupling strength, the electrons are more strongly spatially separated, and quantum degeneracy effects are less pronounced. Therefore, spin-effects play a substantially smaller role in the direct PIMC data for the UEG than for the ideal (dotted) curves. The large correlation-induced increase in $n^\uparrow(0)$ for large ξ is thus caused by the substantial spin dependence of $n_0(0)$, which is masked for the UEG by the Coulomb repulsion at low densities. Furthermore, the data for the UEG are closer to the unpolarized ideal curve than its polarized analogue, as spin effects are less important for the ideal Fermi gas at $\xi = 0$ as well.

Let us next investigate the effect of the temperature on the spin dependence of the momentum distribution,

which is analyzed in Fig. 11 for the metallic density of $r_s = 4$. The left column corresponds to $\theta_{\xi=0} = 1$, and the top panel shows results for the spin-resolved components $n^\uparrow(\mathbf{k})$ (crosses) and $n^\downarrow(\mathbf{k})$ (diamonds). Evidently, the reduction of the temperature by a factor of one half compared to Fig. 9 leads to a more pronounced difference in $n^\uparrow(0)$, in particular for the fully ferromagnetic case. The spin-down electrons, on the other hand, are hardly affected by the Coulomb repulsion for $\xi > 0$. The bottom panel shows the corresponding results for the total momentum distribution $n(\mathbf{k})$, where again the impact of the spin-effects is less pronounced for the UEG compared to the ideal Fermi gas.

The right column of Fig. 11 shows the same investigation for a higher temperature, $\theta_{\xi=0} = 4$. Firstly, we note that all curves are substantially broadened by thermal excitations, as it is expected. Furthermore, the correlation-

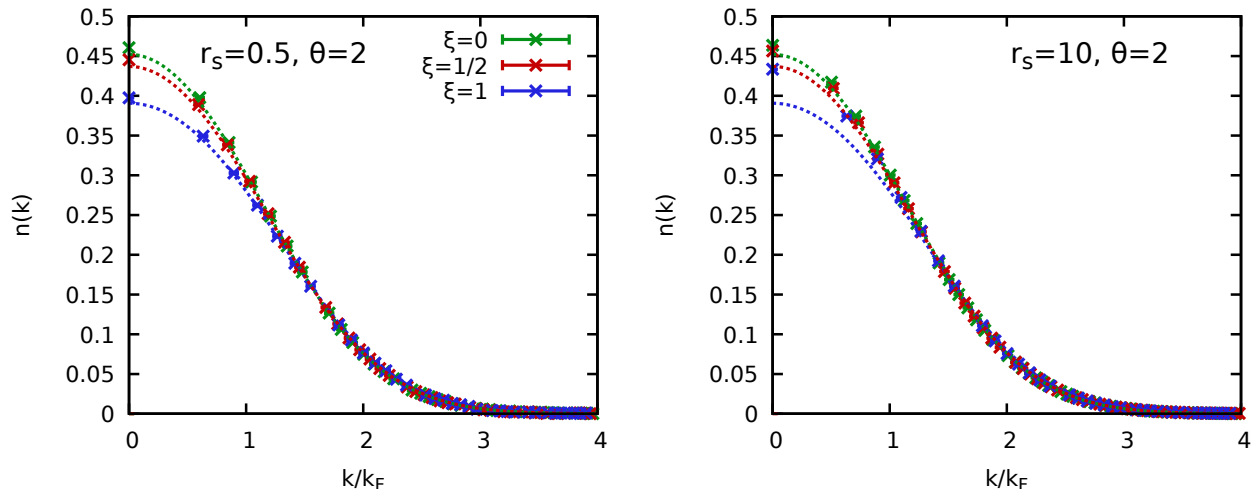


FIG. 10. Total momentum distribution function $n(\mathbf{k})$ at $\theta_{\xi=0} = 2$. Left: $r_s = 0.5$; right: $r_s = 10$. The colours distinguish different values of the spin-polarization ξ , and the corresponding dotted curves show results for the ideal Fermi gas $n_0^{\xi}(\mathbf{k})$. Note that we use the Fermi wave number of the unpolarized system $k_F^{\xi=0}$ as a reference.

induced increase in the zero momentum state is less pronounced than at lower temperatures, and will eventually completely vanish in the limit of large T when the system becomes increasingly ideal. Furthermore, $n^{\downarrow}(\mathbf{k})$ can hardly be distinguished from the corresponding ideal curves with the naked eye. Considering the total momentum distribution function $n(\mathbf{k})$ depicted in the bottom panel, we find that the deviations between the curves for the different values of ξ are substantially smaller compared to the cases of $\theta_{\xi=0} = 2$ and $\theta_{\xi=0} = 1$ both in the PIMC data for the UEG, and in the ideal results. This is expected as spin-effects, too, will completely vanish in the limit of large temperatures, where the system becomes classical. In particular, $n(\mathbf{k})$ will converge towards the well-known Boltzmann distribution in this regime.

3. Zero-momentum occupation and exchange–correlation kinetic energy

Let us conclude our investigation with a more detailed study of the interaction-induced change in the occupation at zero momentum and the related lowering of the kinetic energy. As a first step, we show the density dependence of the total momentum distribution $n(0)$ at $\theta_{\xi=0}$ for three different values of the spin-polarization ξ in the top panel of Fig. 12. More specifically, the red circles, black stars, and green crosses show our new direct PIMC data for the UEG for $\xi = 0$, $\xi = 1/3$, and $\xi = 1$, respectively, and the horizontal lines depict the corresponding ideal values $n_0(0)$ that do not depend on the density. For small r_s , all three data sets exhibit a qualitatively similar behaviour and monotonically increase starting from the ideal value at $r_s = 0$. In addition, the data points for $\xi = 0$ and $\xi = 1/3$ remain close to each other over the

entire depicted r_s -range and almost agree with each other at $r_s = 20$. This is, of course, expected, as spin-effects will eventually completely vanish at large r_s due to the increased coupling strength [11]. Furthermore, the PIMC results for $n(0)$ at $r_s = 20$ is below the ideal value for both of these spin-polarization, as the electrons are pushed towards larger momenta by the Coulomb coupling.

In contrast, the green crosses exhibit a related, but clearly distinct progression. In particular, the interaction-induced increase in $n(0)$ is substantially larger compared to the other data sets and attains a maximum for $r_s \sim 10$. This has already been explained above by the more pronounced spin dependence of $n_0(0)$ compared to $n(0)$ of the UEG, and is thus directly caused by the large gap between the respective Fermi functions for the different values of ξ .

For completeness, we also show the r_s dependence of the spin-resolved components of the momentum distribution function $n^{\uparrow}(0)$ and $n^{\downarrow}(0)$ at $\xi = 1/3$ in the bottom panel of Fig. 12. This plot further substantiates our previous findings that the correlation-induced increase in the occupation of the zero-momentum state is mostly caused by the spin-up electrons. In addition, we find that the PIMC data for $n^{\downarrow}(0)$ are actually smaller than $n_0^{\downarrow}(0)$ for $r_s \gtrsim 10$, whereas the opposite still holds for $n^{\uparrow}(0)$. A possible explanation for this effect is given by the comparably increased spin-resolved density parameter r_s^{\downarrow} shown in Fig. 2 above.

Let us next consider Fig. 13, where we show the density dependence of the exchange–correlation part to the kinetic energy K_{xc} (obtained by evaluating Eq. (17) using as input the parametrization of f_{xc} by Groth *et al.* [66]) for different values of the spin-polarization ξ . First and foremost, we note the similar progression of $K_{xc} \cdot r_s$ for all ξ , which attain a finite negative value in the limit of

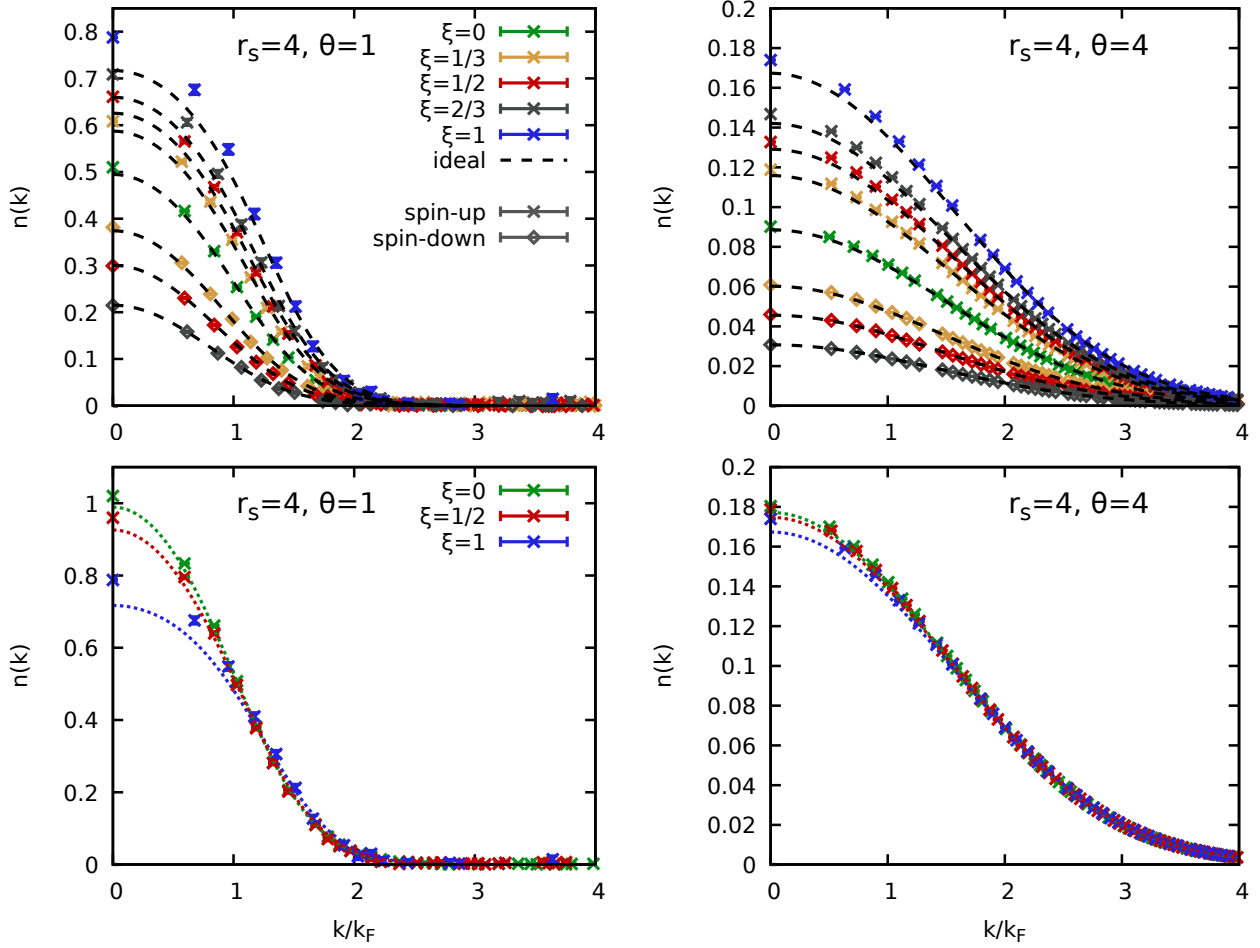


FIG. 11. Top: Spin-resolved momentum distribution function $n^\sigma(\mathbf{k})$ for $r_s = 2$. Left: $\theta_{\xi=0} = 1$; right: $\theta_{\xi=0} = 4$. The colours distinguish different values of the spin-polarization ξ , and the dashed black curves show the corresponding results for the ideal Fermi gas $n_0^\sigma(\mathbf{k})$. Finally, the crosses and diamonds correspond to spin-up and spin-down electrons, respectively. Bottom: Corresponding total momentum distributions $n(\mathbf{k}) = n^\uparrow(\mathbf{k}) + n^\downarrow(\mathbf{k})$. Note that we use the Fermi wave number of the unpolarized system $k_F^{\xi=0}$ as a reference.

$r_s \rightarrow 0$, monotonously increase with r_s , and eventually become positive. In addition, we find a strict ordering of these curves with ξ , and the distancing between individual curves increases with the spin-polarization. This is again directly caused by the comparably larger spin dependence of the ideal energy E_0 for large ξ , whereas the actual kinetic energy K of the UEG is less affected by the spin, and thus more closely resembles E_0 for the unpolarized case. From a physical perspective, we note that the behaviour observed in Fig. 13 might indicate a substantial *negative tail* at large momenta in the static local field correction of the ferromagnetic UEG at WDM conditions. This prediction can be verified by independent PIMC simulations of the spin-polarized UEG, which constitutes an interesting project for future research; see also the outlook in Sec. IV for more details.

The final investigation to be presented in this work is the dependence of the occupation at zero momentum on

the spin-polarization with both the density and the temperature being kept constant. This is shown in Fig. 14 for $\theta_{\xi=0}$ and three different values of the density parameter r_s . In particular, the top panel shows results for $r_s = 2$ and the red circles, green stars, and black crosses correspond to the spin-up component $n^\uparrow(0)$, spin-down component $n^\downarrow(0)$, and the total momentum distribution $n(0)$. Most obviously, both the individual spin-up and spin-down components strongly depend on ξ , which is a direct consequence of the corresponding relative shift in the number densities n^\uparrow and n^\downarrow . Furthermore, the total distribution $n(0)$ also noticeably depends on ξ both for the ideal and the interacting case, and monotonically decreases with ξ . The physical origin of this effect is the increased impact of the Pauli blocking between electrons of the same species, which pushes the occupation towards large momenta. Finally, we again find that the correlation-induced increase in $n(0)$ is nearly exclusively

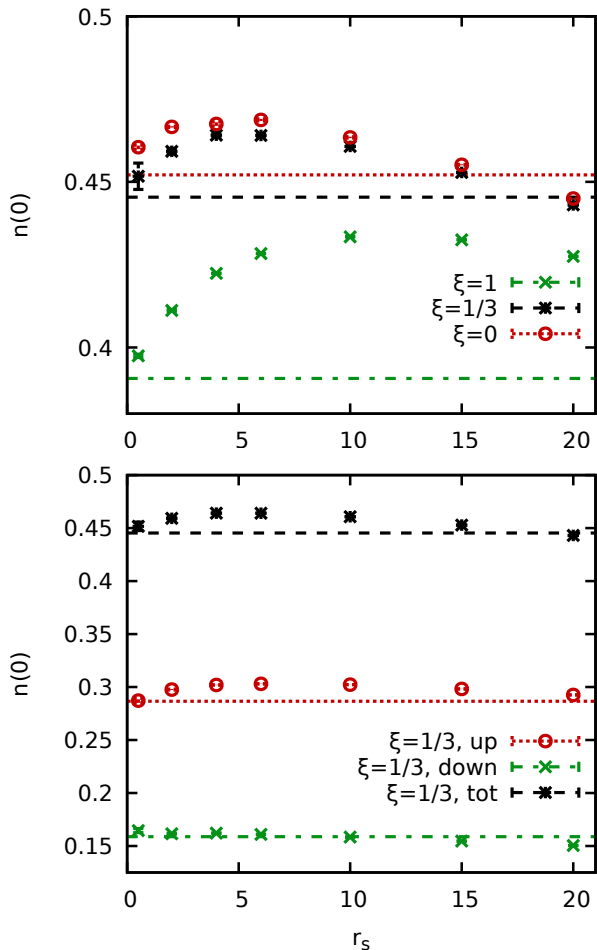


FIG. 12. Density dependence of the occupation at zero momentum $n(0)$ of the UEG at $\theta_{\xi=0} = 2$. Top panel: direct PIMC data for the total momentum distribution $n(0) = n^\uparrow(0) + n^\downarrow(0)$ for $\xi = 0$ (red circles), $\xi = 1/3$ (black stars), and $\xi = 1$ (green crosses). The horizontal lines depict the corresponding ideal values $n_0(0)$. Bottom panel: direct PIMC results for $\xi = 1/3$, black stars: $n(\mathbf{k})$; red circles: $n^\uparrow(\mathbf{k})$; green crosses: $n^\downarrow(\mathbf{k})$.

due to $n^\uparrow(0)$, as it is by now expected.

The center panel of Fig. 14 shows the same information for a larger value of the coupling strength, $r_s = 10$. Overall, the results are qualitatively quite similar to the $r_s = 2$ case shown in the top panel, but the difference between $n(0)$ and $n_0(0)$ is significantly increased at $\xi = 1$ as the spin-effects are effectively masked in the UEG by the Coulomb repulsion.

Lastly, the bottom panel shows results for strongly coupled electron liquid regime, $r_s = 50$. In this case, the strong Coulomb coupling almost completely removes the dependence of the PIMC data for the total momentum distribution function on the spin-polarization, and the corresponding black stars are well reproduced by a constant fit (dotted grey line). In addition, both spin-

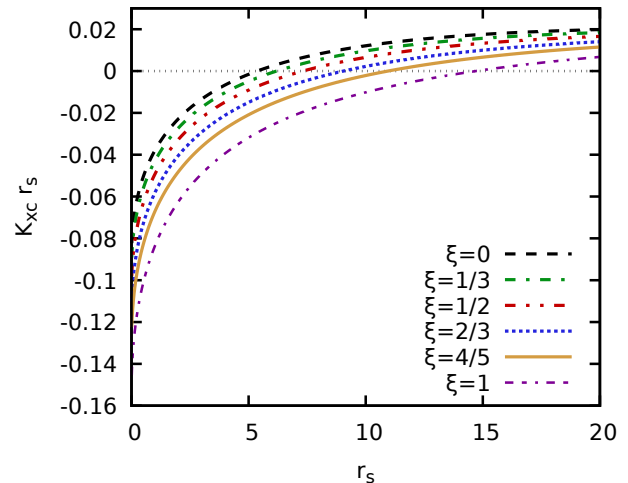


FIG. 13. Density dependence of the exchange–correlation part of the kinetic energy K_{xc} at $\theta_{\xi=0} = 2$ for different values of the spin-polarization ξ evaluated from the parametrization of f_{xc} by Groth *et al.* [66] via Eq. (17).

components exhibit a decreased occupation at zero momentum compared to the ideal Fermi function over the entire ξ -range.

Let us conclude our investigation with an analysis of the ξ dependence of the exchange–correlation kinetic energy K_{xc} . To this end, we again compute K_{xc} via Eq. (17) from the accurate parametrization by Groth *et al.* [66], and the results are shown in Fig. 15. Overall, the relative spin dependence is substantial for all depicted values of the density parameter r_s and is of the order of 100%. Even at $r_s = 20$, where most physical observables of the UEG like the total energy K only weakly depend on ξ , the strong ξ dependence of E_0 is directly reflected in Eq. (16). In the WDM regime ($r_s = 0.5, 2, 4$), we find substantially larger values for K_{xc} for the ferromagnetic case, which might be directly reflected in important material properties like the static local field correction [71, 72, 108]. In particular, a pronounced *negative tail* of the local field correction at intermediate to large wave numbers could have a noticeable impact on the spectral properties [9, 71, 77–79] of the system, with potentially important implications for X-ray Thomson scattering applications [115].

IV. SUMMARY AND DISCUSSION

In summary, we have presented an extensive study of the impact of spin-effects on the momentum distribution function $n(\mathbf{k})$ and related properties. This has been achieved on the basis of extensive new direct PIMC simulations for different densities r_s , temperatures θ , and degrees of the spin-polarization ξ .

As a first step, we have considered the ferromagnetic

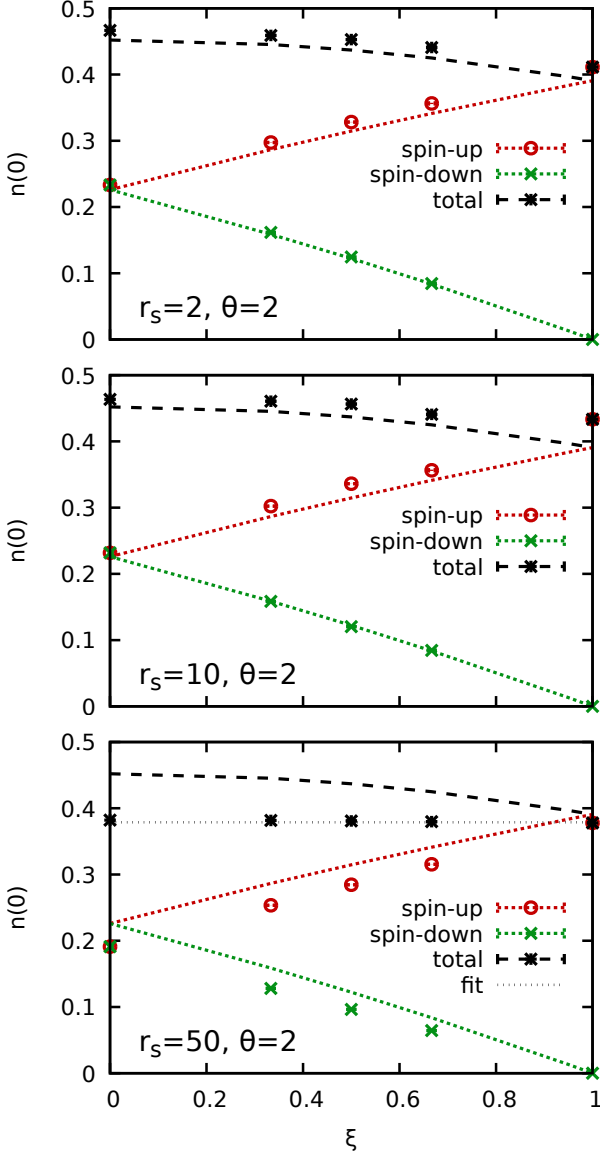


FIG. 14. Polarization dependence of the occupation at zero momentum for $r_s = 2$ (top), $r_s = 10$ (center), and $r_s = 50$ (bottom) at $\theta_{\xi=0} = 2$. The red circles, green crosses, and black stars correspond to the spin-up component $n^\uparrow(0)$, spin-down component $n^\downarrow(0)$, and the total distribution function $n(0)$, respectively. The corresponding lines show the respective ideal Fermi distribution function.

UEG ($\xi = 1$), and have found a substantially larger correlation-induced increase in the occupation of the zero-momentum state $n(0)$ compared to the paramagnetic case studied previously [84]. At the Fermi temperature, this effect is present over the entire range of metallic densities and persists well into the electron-liquid regime, $r_s = 20$. The physical origin of this effect can be understood as follows: in the ideal Fermi gas, spin-effects are more pronounced for large values of ξ , as they only manifest between electrons of the same

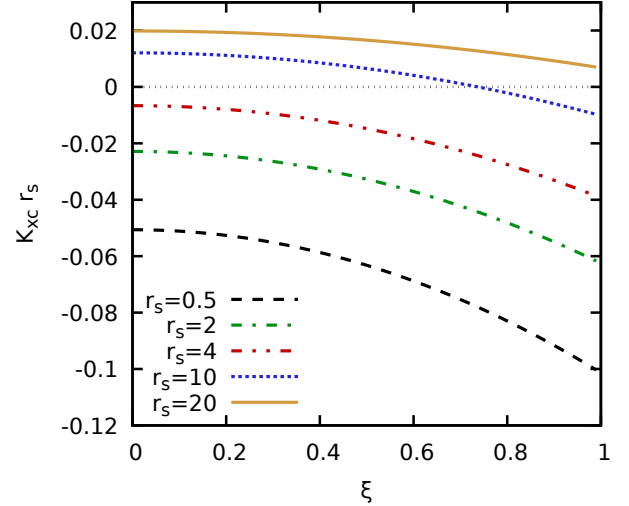


FIG. 15. Polarization dependence of the exchange–correlation contribution to the kinetic energy K_{xc} at $\theta_{\xi=0} = 2$ evaluated from the parametrization of f_{xc} by Groth *et al.* [66] via Eq. (17). The different lines correspond to various values of the density parameter r_s .

species. For the UEG, on the other hand, spin-effects are increasingly suppressed by the Coulomb repulsion. Therefore, the UEG is more similar to an unpolarized ideal Fermi gas, which, in turn, leads to an increase in exchange–correlation properties such as $n(0) - n_0(0)$ with increasing ξ .

This first part of our investigation was concluded by a comparison of our new direct PIMC data to previous results using the restricted PIMC method by Miltzer *et al.* [82]. In particular, we have found that the RPIMC data are afflicted with the same systematic error in the normalization that has been reported in our previous study of the momentum distribution of the unpolarized UEG [84]. It is important to note that this factor is not due to the application of the fixed-node approximation, which was employed to mitigate the fermion sign problem, but is a direct consequence of the indirect determination of the normalization of $n(\mathbf{k})$ from the off-diagonal density matrix $n(\mathbf{r}, \mathbf{r}')$. It is, thus, not an inherent feature of the RPIMC method and can be avoided by adopting the extended ensemble approach introduced in Ref. [84].

The second part of our work was devoted to the explicit analysis of spin-effects. To this end, we have performed direct PIMC simulations of the UEG for intermediate values of the spin-polarization ξ , beginning with an investigation of finite-size effects for two representative values of the density parameter, $r_s = 10$ and $r_s = 2$. More specifically, we have intentionally chosen the intermediate polarization $\xi = 2/3$ (with $N^\uparrow = 5N^\downarrow$), as this might result in different degrees of severity of the N dependence within the two species of electrons. Remarkably, we have found that finite-size effects only manifest at small k and even here hardly exceed 1% for both $n^\uparrow(\mathbf{k})$ and $n^\downarrow(\mathbf{k})$,

and for both considered r_s -values for as few as $N = 18$ (i.e., $N^\uparrow = 15$ and $N^\downarrow = 3$) electrons.

Subsequently, we have presented new results for the spin-resolved momentum distribution $n^\sigma(\mathbf{k})$ for different values of ξ . First and foremost, we have found that the interaction-induced increase in $n(\mathbf{0})$ is mainly facilitated by the spin-up electrons (majority electrons). This is a direct consequence of the spin-resolved reduced parameters r_s^\downarrow and θ^\downarrow , which indicate a larger density parameter and higher reduced temperature for the spin-down electrons. This, in turn, leads to less pronounced spin-effects in $n_0^\downarrow(\mathbf{0})$, resulting in a smaller difference to $n^\downarrow(\mathbf{0})$ of the interacting UEG. Extending this analysis to different absolute values of the temperature has given the expected trends, i.e., a stronger impact of spin-effects for lower temperatures, and the opposite trend in the high-temperature regime.

Finally, we have found that both the shift in the occupation of the zero-momentum state and the exchange–correlation part of the kinetic energy strongly depend on the spin-polarization even in the limit of the strongly correlated electron liquid ($r_s = 50$). In fact, both the momentum distribution $n(\mathbf{k})$ and the full kinetic energy K of the UEG are completely independent of ξ in this regime due to the strong Coulomb repulsion. The large ξ dependence of the corresponding exchange–correlation properties is thus directly caused by the large magnitude of spin-effects in the ideal Fermi gas at the same conditions.

Let us conclude this discussion by outlining a few directions for future investigations. Firstly, we mention that our extensive set of new direct PIMC data are freely available online [116] and can be used as an accurate benchmark for the development of new methods and approximations, or as input for parametrizations.

Furthermore, we re-iterate the high importance of the momentum distribution function of electrons for the description of transport properties of WDM in an external magnetic field [87]. With respect to the UEG itself, the numerical investigation of the large-momentum tail of $n(\mathbf{k})$ [cf. Eq. (15)] in the fully polarized case will further advance or current understanding of this fundamental model system, but remains out of reach for PIMC methods operating in coordinate space. In contrast, Hunger *et al.* [83] have recently demonstrated that the configuration PIMC method (which directly operates in \mathbf{k} -space) is capable to resolve the required 8-10 orders of magnitude in $n(\mathbf{k})$, and its application to the spin-polarized case, thus, constitutes an enticing possibility. Finally, the substantially negative values of K_{xc} for large ξ that have been reported in this work potentially indicate a pronounced negative tail for large wave numbers in the static local field correction of the ferromagnetic UEG. Yet, previous PIMC studies of such linear-response properties have been limited to $\xi = 0$, and an extension of these efforts to other values of ξ is highly desirable.

ACKNOWLEDGMENTS

This work was partly funded by the Center of Advanced Systems Understanding (CASUS) which is financed by Germany’s Federal Ministry of Education and Research (BMBF) and by the Saxon Ministry for Science, Culture and Tourism (SMWK) with tax funds on the basis of the budget approved by the Saxon State Parliament. The PIMC calculations were carried out at the Norddeutscher Verbund für Hoch- und Höchstleistungsrechnen (HLRN) under grant shp00026, and on a Bull Cluster at the Center for Information Services and High Performance Computing (ZIH) at Technische Universität Dresden.

-
- [1] P.-F. Loos and P. M. W. Gill, “The uniform electron gas,” *Comput. Mol. Sci* **6**, 410–429 (2016).
 - [2] G. Giuliani and G. Vignale, *Quantum Theory of the Electron Liquid* (Cambridge University Press, Cambridge, 2008).
 - [3] J. Bardeen, L. N. Cooper, and J. R. Schrieffer, “Theory of superconductivity,” *Phys. Rev.* **108**, 1175–1204 (1957).
 - [4] D. Bohm and A. D. Pines, “Collective description of electron interactions: II. collective vs individual particle aspects of the interactions,” *Phys. Rev.* **85**, 338 (1952).
 - [5] N. D. Drummond, Z. Radnai, J. R. Trail, M. D. Towler, and R. J. Needs, “Diffusion quantum monte carlo study of three-dimensional wigner crystals,” *Phys. Rev. B* **69**, 085116 (2004).
 - [6] M. D. Jones and D. M. Ceperley, “Crystallization of the one-component plasma at finite temperature,” *Phys. Rev. Lett.* **76**, 4572–4575 (1996).
 - [7] Yasutami Takada and Hiroshi Yasuhara, “Dynamical structure factor of the homogeneous electron liquid: Its accurate shape and the interpretation of experiments on aluminum,” *Phys. Rev. Lett.* **89**, 216402 (2002).
 - [8] Yasutami Takada, “Emergence of an excitonic collective mode in the dilute electron gas,” *Phys. Rev. B* **94**, 245106 (2016).
 - [9] T. Dornheim, S. Groth, J. Vorberger, and M. Bonitz, “Ab initio path integral Monte Carlo results for the dynamic structure factor of correlated electrons: From the electron liquid to warm dense matter,” *Phys. Rev. Lett.* **121**, 255001 (2018).
 - [10] H. K. Schweng and H. M. Böhm, “Finite-temperature electron correlations in the framework of a dynamic local-field correction,” *Phys. Rev. B* **48**, 2037 (1993).
 - [11] Tobias Dornheim, Travis Sjostrom, Shigenori Tanaka, and Jan Vorberger, “Strongly coupled electron liquid: Ab initio path integral monte carlo simulations and dielectric theories,” *Phys. Rev. B* **101**, 045129 (2020).
 - [12] D. Ceperley, “Ground state of the fermion one-component plasma: A monte carlo study in two and three dimensions,” *Phys. Rev. B* **18**, 3126–3138 (1978).

- [13] D. M. Ceperley and B. J. Alder, “Ground state of the electron gas by a stochastic method,” *Phys. Rev. Lett.* **45**, 566–569 (1980).
- [14] W. M. C. Foulkes, L. Mitas, R. J. Needs, and G. Rajagopal, “Quantum monte carlo simulations of solids,” *Rev. Mod. Phys.* **73**, 33–83 (2001).
- [15] G. Ortiz and P. Ballone, “Correlation energy, structure factor, radial distribution function, and momentum distribution of the spin-polarized uniform electron gas,” *Phys. Rev. B* **50**, 1391–1405 (1994).
- [16] G. Ortiz, M. Harris, and P. Ballone, “Zero temperature phases of the electron gas,” *Phys. Rev. Lett.* **82**, 5317–5320 (1999).
- [17] G. G. Spink, R. J. Needs, and N. D. Drummond, “Quantum monte carlo study of the three-dimensional spin-polarized homogeneous electron gas,” *Phys. Rev. B* **88**, 085121 (2013).
- [18] Markus Holzmann, Bernard Bernu, Carlo Pierleoni, Jeremy McMinis, David M. Ceperley, Valerio Olevano, and Luigi Delle Site, “Momentum distribution of the homogeneous electron gas,” *Phys. Rev. Lett.* **107**, 110402 (2011).
- [19] S. Moroni, D. M. Ceperley, and G. Senatore, “Static response from quantum Monte Carlo calculations,” *Phys. Rev. Lett.* **69**, 1837 (1992).
- [20] S. Moroni, D. M. Ceperley, and G. Senatore, “Static response and local field factor of the electron gas,” *Phys. Rev. Lett.* **75**, 689 (1995).
- [21] C. Bowen, G. Sugiyama, and B. J. Alder, “Static dielectric response of the electron gas,” *Phys. Rev. B* **50**, 14838 (1994).
- [22] S. H. Vosko, L. Wilk, and M. Nusair, “Accurate spin-dependent electron liquid correlation energies for local spin density calculations: a critical analysis,” *Canadian Journal of Physics* **58**, 1200–1211 (1980), <https://doi.org/10.1139/p80-159>.
- [23] J. P. Perdew and Alex Zunger, “Self-interaction correction to density-functional approximations for many-electron systems,” *Phys. Rev. B* **23**, 5048–5079 (1981).
- [24] John P. Perdew and Yue Wang, “Accurate and simple analytic representation of the electron-gas correlation energy,” *Phys. Rev. B* **45**, 13244–13249 (1992).
- [25] John P. Perdew and Yue Wang, “Pair-distribution function and its coupling-constant average for the spin-polarized electron gas,” *Phys. Rev. B* **46**, 12947–12954 (1992).
- [26] B. Farid, V. Heine, G. E. Engel, and I. J. Robertson, “Extremal properties of the harris-foulkes functional and an improved screening calculation for the electron gas,” *Phys. Rev. B* **48**, 11602 (1993).
- [27] Paola Gori-Giorgi, Francesco Sacchetti, and Giovanni B. Bachelet, “Analytic static structure factors and pair-correlation functions for the unpolarized homogeneous electron gas,” *Phys. Rev. B* **61**, 7353–7363 (2000).
- [28] Paola Gori-Giorgi and John P. Perdew, “Short-range correlation in the uniform electron gas: Extended overhauser model,” *Phys. Rev. B* **64**, 155102 (2001).
- [29] Paola Gori-Giorgi and John P. Perdew, “Pair distribution function of the spin-polarized electron gas: A first-principles analytic model for all uniform densities,” *Phys. Rev. B* **66**, 165118 (2002).
- [30] Paola Gori-Giorgi and Paul Ziesche, “Momentum distribution of the uniform electron gas: Improved parametrization and exact limits of the cumulant expansion,” *Phys. Rev. B* **66**, 235116 (2002).
- [31] M. Corradini, R. Del Sole, G. Onida, and M. Palumbo, “Analytical expressions for the local-field factor $g(q)$ and the exchange-correlation kernel $K_{xc}(r)$ of the homogeneous electron gas,” *Phys. Rev. B* **57**, 14569 (1998).
- [32] R. O. Jones, “Density functional theory: Its origins, rise to prominence, and future,” *Rev. Mod. Phys.* **87**, 897–923 (2015).
- [33] V. E. Fortov, “Extreme states of matter on earth and in space,” *Phys.-Usp* **52**, 615–647 (2009).
- [34] Alessandra Benuzzi-Mounaix, Stéphane Mavezet, Alessandra Ravasio, Tommaso Vinci, Adrien Denoed, Michel Koenig, Nourou Amadou, Erik Brambrink, Floriane Festa, Anna Levy, Marion Harmand, Stéphanie Brygoo, Gael Huser, Vanina Recoules, Johan Bouchet, Guillaume Morard, François Guyot, Thibaut de Resseguier, Kohei Myanishi, Norimasa Ozaki, Olivier Dorchies, Jérôme Gaudin, Pierre Marie Leguay, Olivier Peyrusse, Olivier Henry, Didier Raffestin, Sebastien Le Pape, Ray Smith, and Riccardo Musella, “Progress in warm dense matter study with applications to planetology,” *Physica Scripta* **T161**, 014060 (2014).
- [35] N. Nettelmann, R. Redmer, and D. Blaschke, “Warm dense matter in giant planets and exoplanets,” *Physics of Particles and Nuclei* **39**, 1122–1127 (2008).
- [36] B. Militzer, W. B. Hubbard, J. Vorberger, I. Tamblyn, and S. A. Bonev, “A massive core in jupiter predicted from first-principles simulations,” *The Astrophysical Journal* **688**, L45–L48 (2008).
- [37] J. Vorberger, I. Tamblyn, B. Militzer, and S. A. Bonev, “Hydrogen-helium mixtures in the interiors of giant planets,” *Phys. Rev. B* **75**, 024206 (2007).
- [38] D. Saumon, W. B. Hubbard, G. Chabrier, and H. M. van Horn, “The role of the molecular-metallic transition of hydrogen in the evolution of jupiter, saturn, and brown dwarfs,” *Astrophys. J* **391**, 827–831 (1992).
- [39] A. Becker, W. Lorenzen, J. J. Fortney, N. Nettelmann, M. Schöttler, and R. Redmer, “Ab initio equations of state for hydrogen (h-reos.3) and helium (he-reos.3) and their implications for the interior of brown dwarfs,” *Astrophys. J. Suppl. Ser* **215**, 21 (2014).
- [40] Nicolas Chamel and Pawel Haensel, “Physics of neutron star crusts,” *Living Reviews in Relativity* **11**, 10 (2008).
- [41] S. X. Hu, B. Militzer, V. N. Goncharov, and S. Skupsky, “First-principles equation-of-state table of deuterium for inertial confinement fusion applications,” *Phys. Rev. B* **84**, 224109 (2011).
- [42] Mark L. Brongersma, Naomi J. Halas, and Peter Nordlander, “Plasmon-induced hot carrier science and technology,” *Nature Nanotechnology* **10**, 25–34 (2015).
- [43] D. Kraus, A. Ravasio, M. Gauthier, D. O. Gericke, J. Vorberger, S. Frydrych, J. Helfrich, L. B. Fletcher, G. Schaumann, B. Nagler, B. Barbreil, B. Bachmann, E. J. Gamboa, S. Göde, E. Granados, G. Gregori, H. J. Lee, P. Neumayer, W. Schumaker, T. Döppner, R. W. Falcone, S. H. Glenzer, and M. Roth, “Nanosecond formation of diamond and lonsdaleite by shock compression of graphite,” *Nature Communications* **7**, 10970 (2016).
- [44] D. Kraus, J. Vorberger, A. Pak, N. J. Hartley, L. B. Fletcher, S. Frydrych, E. Galtier, E. J. Gamboa, D. O. Gericke, S. H. Glenzer, E. Granados, M. J. MacDonald, A. J. MacKinnon, E. E. McBride, I. Nam, P. Neumayer, M. Roth, A. M. Saunders, A. K. Schuster, P. Sun, T. van

- Driel, T. Döppner, and R. W. Falcone, “Formation of diamonds in laser-compressed hydrocarbons at planetary interior conditions,” *Nature Astronomy* **1**, 606–611 (2017).
- [45] A. Lazicki, D. McGonegle, J. R. Rygg, D. G. Braun, D. C. Swift, M. G. Gorman, R. F. Smith, P. G. Heighway, A. Higginbotham, M. J. Suggit, D. E. Fratantuono, F. Coppari, C. E. Wehrenberg, R. G. Kraus, D. Erskine, J. V. Bernier, J. M. McNaney, R. E. Rudd, G. W. Collins, J. H. Eggert, and J. S. Wark, “Metastability of diamond ramp-compressed to 2 terapascals,” *Nature* **589**, 532–535 (2021).
- [46] Torben Ott, Hauke Thomsen, Jan Willem Abraham, Tobias Dornheim, and Michael Bonitz, “Recent progress in the theory and simulation of strongly correlated plasmas: phase transitions, transport, quantum, and magnetic field effects,” *The European Physical Journal D* **72**, 84 (2018).
- [47] M. Bonitz, T. Dornheim, Zh. A. Moldabekov, S. Zhang, P. Hamann, H. Kählert, A. Filinov, K. Ramakrishna, and J. Vorberger, “Ab initio simulation of warm dense matter,” *Physics of Plasmas* **27**, 042710 (2020), <https://doi.org/10.1063/1.5143225>.
- [48] F. Graziani, M. P. Desjarlais, R. Redmer, and S. B. Trickey, eds., *Frontiers and Challenges in Warm Dense Matter* (Springer, International Publishing, 2014).
- [49] V. V. Karasiev, L. Calderin, and S. B. Trickey, “Importance of finite-temperature exchange correlation for warm dense matter calculations,” *Phys. Rev. E* **93**, 063207 (2016).
- [50] Kushal Ramakrishna, Tobias Dornheim, and Jan Vorberger, “Influence of finite temperature exchange-correlation effects in hydrogen,” *Phys. Rev. B* **101**, 195129 (2020).
- [51] Travis Sjostrom and Jérôme Daligault, “Gradient corrections to the exchange-correlation free energy,” *Phys. Rev. B* **90**, 155109 (2014).
- [52] Ethan W. Brown, Bryan K. Clark, Jonathan L. DuBois, and David M. Ceperley, “Path-integral monte carlo simulation of the warm dense homogeneous electron gas,” *Phys. Rev. Lett.* **110**, 146405 (2013).
- [53] N. S. Blunt, T. W. Rogers, J. S. Spencer, and W. M. C. Foulkes, “Density-matrix quantum monte carlo method,” *Phys. Rev. B* **89**, 245124 (2014).
- [54] T. Schoof, S. Groth, J. Vorberger, and M. Bonitz, “Ab initio thermodynamic results for the degenerate electron gas at finite temperature,” *Phys. Rev. Lett.* **115**, 130402 (2015).
- [55] Fionn D. Malone, N. S. Blunt, James J. Shepherd, D. K. K. Lee, J. S. Spencer, and W. M. C. Foulkes, “Interaction picture density matrix quantum monte carlo,” *The Journal of Chemical Physics* **143**, 044116 (2015), <https://doi.org/10.1063/1.4927434>.
- [56] Tobias Dornheim, Simon Groth, Alexey Filinov, and Michael Bonitz, “Permutation blocking path integral monte carlo: a highly efficient approach to the simulation of strongly degenerate non-ideal fermions,” *New Journal of Physics* **17**, 073017 (2015).
- [57] Tobias Dornheim, Tim Schoof, Simon Groth, Alexey Filinov, and Michael Bonitz, “Permutation blocking path integral monte carlo approach to the uniform electron gas at finite temperature,” *The Journal of Chemical Physics* **143**, 204101 (2015), <https://doi.org/10.1063/1.4936145>.
- [58] S. Groth, T. Schoof, T. Dornheim, and M. Bonitz, “Ab initio quantum monte carlo simulations of the uniform electron gas without fixed nodes,” *Phys. Rev. B* **93**, 085102 (2016).
- [59] Fionn D. Malone, N. S. Blunt, Ethan W. Brown, D. K. K. Lee, J. S. Spencer, W. M. C. Foulkes, and James J. Shepherd, “Accurate exchange-correlation energies for the warm dense electron gas,” *Phys. Rev. Lett.* **117**, 115701 (2016).
- [60] Yuan Liu, Minsik Cho, and Brenda Rubenstein, “Ab initio finite temperature auxiliary field quantum monte carlo,” *Journal of Chemical Theory and Computation* **14**, 4722–4732 (2018).
- [61] Joonho Lee, Miguel A. Morales, and Fionn D. Malone, “A phaseless auxiliary-field quantum monte carlo perspective on the uniform electron gas at finite temperatures: Issues, observations, and benchmark study,” *The Journal of Chemical Physics* **154**, 064109 (2021), <https://doi.org/10.1063/5.0041378>.
- [62] T. Dornheim, S. Groth, T. Sjostrom, F. D. Malone, W. M. C. Foulkes, and M. Bonitz, “Ab initio quantum Monte Carlo simulation of the warm dense electron gas in the thermodynamic limit,” *Phys. Rev. Lett.* **117**, 156403 (2016).
- [63] A. Yilmaz, K. Hunger, T. Dornheim, S. Groth, and M. Bonitz, “Restricted configuration path integral monte carlo,” *The Journal of Chemical Physics* **153**, 124114 (2020), <https://doi.org/10.1063/5.0022800>.
- [64] Tobias Dornheim, Simon Groth, Fionn D. Malone, Tim Schoof, Travis Sjostrom, W. M. C. Foulkes, and Michael Bonitz, “Ab initio quantum monte carlo simulation of the warm dense electron gas,” *Physics of Plasmas* **24**, 056303 (2017), <https://doi.org/10.1063/1.4977920>.
- [65] Valentin V. Karasiev, Travis Sjostrom, James Dufty, and S. B. Trickey, “Accurate homogeneous electron gas exchange-correlation free energy for local spin-density calculations,” *Phys. Rev. Lett.* **112**, 076403 (2014).
- [66] S. Groth, T. Dornheim, T. Sjostrom, F. D. Malone, W. M. C. Foulkes, and M. Bonitz, “Ab initio exchange-correlation free energy of the uniform electron gas at warm dense matter conditions,” *Phys. Rev. Lett.* **119**, 135001 (2017).
- [67] T. Dornheim, S. Groth, and M. Bonitz, “The uniform electron gas at warm dense matter conditions,” *Phys. Reports* **744**, 1–86 (2018).
- [68] V. V. Karasiev, S. B. Trickey, and J. W. Dufty, “Status of free-energy representations for the homogeneous electron gas,” *Phys. Rev. B* **99**, 195134 (2019).
- [69] Valentin V. Karasiev, James W. Dufty, and S. B. Trickey, “Nonempirical semilocal free-energy density functional for matter under extreme conditions,” *Phys. Rev. Lett.* **120**, 076401 (2018).
- [70] D. I. Mihaylov, V. V. Karasiev, and S. X. Hu, “Thermal hybrid exchange-correlation density functional for improving the description of warm dense matter,” *Phys. Rev. B* **101**, 245141 (2020).
- [71] S. Groth, T. Dornheim, and J. Vorberger, “Ab initio path integral Monte Carlo approach to the static and dynamic density response of the uniform electron gas,” *Phys. Rev. B* **99**, 235122 (2019).
- [72] T. Dornheim, J. Vorberger, S. Groth, N. Hoffmann, Zh.A. Moldabekov, and M. Bonitz, “The static local field correction of the warm dense electron gas: An ab initio path integral Monte Carlo study and machine

- learning representation,” *J. Chem. Phys.* **151**, 194104 (2019).
- [73] Tobias Dornheim, Attila Cangi, Kushal Ramakrishna, Maximilian Böhme, Shigenori Tanaka, and Jan Vorberger, “Effective static approximation: A fast and reliable tool for warm-dense matter theory,” *Phys. Rev. Lett.* **125**, 235001 (2020).
- [74] Tobias Dornheim, Zhandos A. Moldabekov, and Panagiotis Tolias, “Analytical representation of the local field correction of the uniform electron gas within the effective static approximation,” *Phys. Rev. B* **103**, 165102 (2021).
- [75] Tobias Dornheim, Jan Vorberger, and Michael Bonitz, “Nonlinear electronic density response in warm dense matter,” *Phys. Rev. Lett.* **125**, 085001 (2020).
- [76] Tobias Dornheim, Maximilian Böhme, Zhandos A. Moldabekov, Jan Vorberger, and Michael Bonitz, “Density response of the warm dense electron gas beyond linear response theory: Excitation of harmonics,” (2021), [arXiv:2104.02405](https://arxiv.org/abs/2104.02405) [physics.plasm-ph].
- [77] Tobias Dornheim and Jan Vorberger, “Finite-size effects in the reconstruction of dynamic properties from ab initio path integral monte carlo simulations,” *Phys. Rev. E* **102**, 063301 (2020).
- [78] Paul Hamann, Jan Vorberger, Tobias Dornheim, Zhandos A. Moldabekov, and Michael Bonitz, “Ab initio results for the plasmon dispersion and damping of the warm dense electron gas,” *Contributions to Plasma Physics* **60**, e202000147 (2020).
- [79] Paul Hamann, Tobias Dornheim, Jan Vorberger, Zhandos A. Moldabekov, and Michael Bonitz, “Dynamic properties of the warm dense electron gas based on *ab initio* path integral monte carlo simulations,” *Phys. Rev. B* **102**, 125150 (2020).
- [80] Shane Rightley and S. D. Baalrud, “A kinetic model for electron-ion transport in warm dense matter,” (2021), [arXiv:2102.05115](https://arxiv.org/abs/2102.05115) [physics.plasm-ph].
- [81] Burkhard Militzer and E. L. Pollock, “Lowering of the kinetic energy in interacting quantum systems,” *Phys. Rev. Lett.* **89**, 280401 (2002).
- [82] B. Militzer, E.L. Pollock, and D.M. Ceperley, “Path integral monte carlo calculation of the momentum distribution of the homogeneous electron gas at finite temperature,” *High Energy Density Physics* **30**, 13–20 (2019).
- [83] Kai Hunger, Tim Schoof, Tobias Dornheim, Michael Bonitz, and Alexey Filinov, “Momentum distribution function and short-range correlations of the warm dense electron gas: Ab initio quantum monte carlo results,” *Phys. Rev. E* **103**, 053204 (2021).
- [84] Tobias Dornheim, Maximilian Böhme, Burkhard Militzer, and Jan Vorberger, “Ab initio path integral monte carlo approach to the momentum distribution of the uniform electron gas at finite temperature without fixed nodes,” (2021), [arXiv:2103.08206](https://arxiv.org/abs/2103.08206) [physics.comp-ph].
- [85] W. D. Kraeft, M. Schlanges, J. Vorberger, and H. E. DeWitt, “Kinetic and correlation energies and distribution functions of dense plasmas,” *Phys. Rev. E* **66**, 046405 (2002).
- [86] E. M. Lifshitz and L. P. Pitaevski, *Physical Kinetics* (Pergamon, Oxford, 1981).
- [87] P. Haensel, A. Y. Potekhin, and D.G. Yakovlev, *Neutron Stars 1: Equation of State and Structure* (New York: Springer, 2006).
- [88] L. J. Perkins, B. G. Logan, G. B. Zimmerman, and C. J. Werner, “Two-dimensional simulations of thermonuclear burn in ignition-scale inertial confinement fusion targets under compressed axial magnetic fields,” *Physics of Plasmas* **20**, 072708 (2013), <https://doi.org/10.1063/1.4816813>.
- [89] B. Appelbe, A. L. Velikovich, M. Sherlock, C. Walsh, A. Crilly, S. O’Neill, and J. Chittenden, “Magnetic field transport in propagating thermonuclear burn,” *Physics of Plasmas* **28**, 032705 (2021), <https://doi.org/10.1063/5.0040161>.
- [90] D. M. Ceperley, “Path integrals in the theory of condensed helium,” *Rev. Mod. Phys.* **67**, 279 (1995).
- [91] M. F. Herman, E. J. Bruskin, and B. J. Berne, “On path integral monte carlo simulations,” *The Journal of Chemical Physics* **76**, 5150–5155 (1982), <https://doi.org/10.1063/1.442815>.
- [92] Minoru Takahashi and Masatoshi Imada, “Monte carlo calculation of quantum systems,” *Journal of the Physical Society of Japan* **53**, 963–974 (1984).
- [93] Nicholas Metropolis, Arianna W. Rosenbluth, Marshall N. Rosenbluth, Augusta H. Teller, and Edward Teller, “Equation of state calculations by fast computing machines,” *The Journal of Chemical Physics* **21**, 1087–1092 (1953), <https://doi.org/10.1063/1.1699114>.
- [94] M. Boninsegni, N. V. Prokofev, and B. V. Svistunov, “Worm algorithm and diagrammatic Monte Carlo: A new approach to continuous-space path integral Monte Carlo simulations,” *Phys. Rev. E* **74**, 036701 (2006).
- [95] E. Y. Loh, J. E. Gubernatis, R. T. Scalettar, S. R. White, D. J. Scalapino, and R. L. Sugar, “Sign problem in the numerical simulation of many-electron systems,” *Phys. Rev. B* **41**, 9301–9307 (1990).
- [96] M. Troyer and U. J. Wiese, “Computational complexity and fundamental limitations to fermionic quantum Monte Carlo simulations,” *Phys. Rev. Lett.* **94**, 170201 (2005).
- [97] T. Dornheim, “Fermion sign problem in path integral Monte Carlo simulations: Quantum dots, ultracold atoms, and warm dense matter,” *Phys. Rev. E* **100**, 023307 (2019).
- [98] Tobias Dornheim, “Fermion sign problem in path integral monte carlo simulations: Grand-canonical ensemble,” (2021), [arXiv:2104.10032](https://arxiv.org/abs/2104.10032) [physics.comp-ph].
- [99] D. M. Ceperley, “Fermion nodes,” *Journal of Statistical Physics* **63**, 1237–1267 (1991).
- [100] K. P. Driver and B. Militzer, “All-electron path integral monte carlo simulations of warm dense matter: Application to water and carbon plasmas,” *Phys. Rev. Lett.* **108**, 115502 (2012).
- [101] Burkhard Militzer and Kevin P. Driver, “Development of path integral monte carlo simulations with localized nodal surfaces for second-row elements,” *Phys. Rev. Lett.* **115**, 176403 (2015).
- [102] K. P. Driver, F. Soubiran, and B. Militzer, “Path integral monte carlo simulations of warm dense aluminum,” *Phys. Rev. E* **97**, 063207 (2018).
- [103] M. Boninsegni, N. V. Prokofev, and B. V. Svistunov, “Worm algorithm for continuous-space path integral Monte Carlo simulations,” *Phys. Rev. Lett.* **96**, 070601 (2006).
- [104] Johannes Hofmann, Marcus Barth, and Wilhelm Zwirger, “Short-distance properties of coulomb systems,” *Phys. Rev. B* **87**, 235125 (2013).

- [105] H. Yasuhara and Y. Kawazoe, “A note on the momentum distribution function for an electron gas,” *Physica A: Statistical Mechanics and its Applications* **85**, 416–424 (1976).
- [106] A. K. Rajagopal, J. C. Kimball, and M. Banerjee, “Short-ranged correlations and the ferromagnetic electron gas,” **18**, 2339–2345.
- [107] T. Dornheim, S. Groth, A. V. Filinov, and M. Bonitz, “Path integral monte carlo simulation of degenerate electrons: Permutation-cycle properties,” *The Journal of Chemical Physics* **151**, 014108 (2019), <https://doi.org/10.1063/1.5093171>.
- [108] A. Holas, “Exact asymptotic expression for the static dielectric function of a uniform electron liquid at large wave vector,” in *Strongly Coupled Plasma Physics*, edited by F.J. Rogers and H.E. DeWitt (Plenum, New York, 1987).
- [109] Simone Chiesa, David M. Ceperley, Richard M. Martin, and Markus Holzmann, “Finite-size error in many-body simulations with long-range interactions,” *Phys. Rev. Lett.* **97**, 076404 (2006).
- [110] Tobias Dornheim and Jan Vorberger, “Overcoming finite-size effects in electronic structure simulations at extreme conditions,” *The Journal of Chemical Physics* **154**, 144103 (2021), <https://doi.org/10.1063/5.0045634>.
- [111] Markus Holzmann, Raymond C. Clay, Miguel A. Morales, Norm M. Tubman, David M. Ceperley, and Carlo Pierleoni, “Theory of finite size effects for electronic quantum monte carlo calculations of liquids and solids,” *Phys. Rev. B* **94**, 035126 (2016).
- [112] P. Sperling, E. J. Gamboa, H. J. Lee, H. K. Chung, E. Galtier, Y. Omarbakiyeva, H. Reinholz, G. Röpke, U. Zastra, J. Hastings, L. B. Fletcher, and S. H. Glenzer, “Free-electron x-ray laser measurements of collisional-damped plasmons in isochorically heated warm dense matter,” *Phys. Rev. Lett.* **115**, 115001 (2015).
- [113] Kushal Ramakrishna, Attila Cangi, Tobias Dornheim, Andrew Baczewski, and Jan Vorberger, “First-principles modeling of plasmons in aluminum under ambient and extreme conditions,” *Phys. Rev. B* **103**, 125118 (2021).
- [114] C. Lin, F. H. Zong, and D. M. Ceperley, “Twist-averaged boundary conditions in continuum quantum monte carlo algorithms,” *Phys. Rev. E* **64**, 016702 (2001).
- [115] S. H. Glenzer and R. Redmer, “X-ray thomson scattering in high energy density plasmas,” *Rev. Mod. Phys.* **81**, 1625 (2009).
- [116] A link to a repository containing all PIMC raw data will be made available upon publication.