

Cooperative Encoding and Decoding of Mixed Delay Traffic under Random-User Activity

Homa Nikbakht¹, Michèle Wigger², Shlomo Shamai (Shitz)³, Jean-Marie Gorce¹

¹CITI Laboratory, INRIA, ²LTCI, Télécom Paris, IP Paris, ³Technion

{homa.nikbakht, jean-marie.gorce}@inria.fr, michele.wigger@telecom-paris.fr, sshlomo@ee.technion.ac.il

Abstract—This paper analyses the multiplexing gain (MG) achievable over Wyner’s symmetric network with random user activity and random arrival of mixed-delay traffic. The mixed-delay traffic is composed of delay-tolerant traffic and delay-sensitive traffic where only the former can benefit from transmitter and receiver cooperation since the latter is subject to stringent decoding delays. The total number of cooperation rounds at transmitter and receiver sides is limited to D rounds. We derive inner and outer bounds on the MG region. In the limit as $D \rightarrow \infty$, the bounds coincide and the results show that transmitting delay-sensitive messages does not cause any penalty on the sum MG. For finite D our bounds are still close and prove that the penalty caused by delay-sensitive transmissions is small.

I. INTRODUCTION

Modern wireless networks have to accommodate a heterogeneous traffic composed of delay-sensitive and delay-tolerant data. For example, communication for remote surgery or other realtime control applications have much more stringent delay constraints than communication of standard data. Coding schemes for such mixed delay traffic are thus of interest to the designers of new generations of wireless networks, notably [1]–[7]. This paper focuses on the mixed-delay multiplexing gain (MG) region of Wyner’s symmetric network with randomly activated transmitters (Tx) and receivers (Rx). The user activity assumption is motivated by random appearance of control or sensor data or mobility of users. In our model, Tx and Rx are allowed to cooperate but only delay-tolerant transmissions can benefit from such cooperation as the cooperation would violate the stringent delay constraints on delay-sensitive transmissions. Inherent in this model is the assumption that the cooperation delay dominates the delay introduced by channel coding. Throughout this paper, we call delay-tolerant messages “slow” messages and delay-sensitive messages “fast” messages.

Networks with randomly activated users have been studied previously in [8]–[11]. Specifically, in our previous work [11], we analyzed the MG regions of different interference networks with random user activity and random arrivals of mixed-delay traffic, assuming that only neighbouring receivers can cooperate, but not neighbouring Tx as in this work. Cooperation is assumed to take place over dedicated links and during an unlimited number of rounds. Again, only “slow” transmissions can benefit from cooperation. The obtained MG regions in [11] showed that transmitting “fast” messages causes a significant penalty on the sum MG. Notice that an even larger penalty,

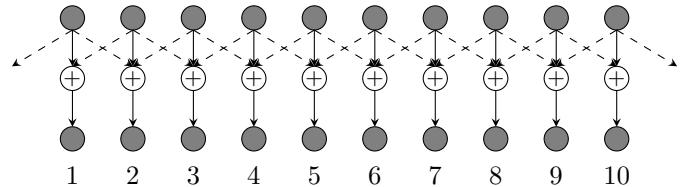


Fig. 1: An illustration of Wyner’s symmetric network with black dashed lines indicating the interference links.

which grows linearly in the MG of “fast” messages, applies to any type scheduling algorithm.

In this paper, we show that this penalty on the sum MG caused by the transmission of “fast” messages can be mitigated entirely when not only Rx but also Tx can cooperate over an unlimited number of rounds. When the number of cooperation rounds is limited to a maximum number of D rounds, a small penalty remains, which is however much smaller than when only Rx can cooperate. Our results in this paper thus show that a joint coding of the two types of messages yields significant benefits in sum-MG as compared to the simpler scheduling algorithms. To prove the desired results, we present an information-theoretic converse and propose two coding schemes. In our first scheme, we schedule “fast” transmissions so that they do not interfere each other. Each “fast” transmission is thus only interfered by “slow” transmissions, and this interference can be described to the “fast” Tx during the first Tx-cooperation round. This allows the “fast” Tx to precancel the interference and achieve full MG on each “fast” Tx. At the receiver side, “fast” Rx immediately decode their “fast” messages and send them during the first Rx-cooperation round to their neighbours, which mitigate the interference before decoding their “slow” messages. As a result, “fast” messages can be decoded based on interference-free outputs and moreover, they do not disturb the transmission of “slow” messages. The transmission of “slow” messages can benefit from the remaining $D-2$ cooperation rounds, e.g., by applying *Coordinated Multipoint (CoMP)* reception in small subnets to jointly decode the “slow” messages at various receivers. Our second scheme only sends “slow” messages. A similar scheme can be used as before, where “fast” messages can simply be replaced by “slow” messages. We obtain an inner bound on the optimal MG region through time-sharing the two schemes.

II. PROBLEM SETUP

Consider Wyner's symmetric network with K transmitters (Tx) and K receivers (Rx) that are aligned on two parallel lines so that each Tx k has two neighbours, Tx $k - 1$ and Tx $k + 1$, and each Rx k has two neighbours, Rx $k - 1$ and Rx $k + 1$. Define $\mathcal{K} \triangleq \{1, \dots, K\}$. The signal transmitted by Tx $k \in \mathcal{K}$ is observed by Rx k and the neighboring Rxs $k - 1$ and $k + 1$. See Figure 1. Each Tx $k \in \mathcal{K}$ is *active* with probability $\rho \in [0, 1]$, in which case it sends a so called "slow" message $M_k^{(S)}$ to its corresponding Rx k . Here, $M_k^{(S)}$ is uniformly distributed over $\mathcal{M}_k^{(S)} \triangleq \{1, \dots, \lfloor 2^{nR_k^{(S)}} \rfloor\}$, with n denoting the blocklength and $R_k^{(S)}$ the rate of message $M_k^{(S)}$. Given that Tx k is active, with probability $\rho_f \in [0, 1]$, it also sends an additional "fast" message $M_k^{(F)}$ to Rx k . These "fast" messages are subject to stringent delay constraints, as we describe shortly, and uniformly distributed over the set $\mathcal{M}_k^{(F)} \triangleq \{1, \dots, \lfloor 2^{nR_k^{(F)}} \rfloor\}$. "Fast" messages are thus all of same rate $R_k^{(F)}$.¹

Let $A_k = 1$ if Tx k is active and $A_k = 0$ if Tx k is not active. Moreover, if Tx k is active and has a "fast" message to send, set $B_k = 1$ and if it is active but has only a "slow" message to send, set $B_k = 0$. The random tuple $\mathbf{A} := (A_1, \dots, A_K)$ is thus independent and identically distributed (i.i.d.) Bernoulli- ρ , and if they exist the random variables B_1, \dots, B_K are i.i.d Bernoulli- ρ_f . Denote by \mathbf{B} the tuple of B_k 's that are defined. Further, define the *active set* and the *fast set* as:

$$\mathcal{K}_{\text{active}} \triangleq \{k \in \mathcal{K} : A_k = 1\}, \quad (1)$$

$$\mathcal{K}_{\text{fast}} \triangleq \{k \in \mathcal{K} : A_k = 1 \text{ and } B_k = 1\}. \quad (2)$$

We describe the encoding at the active Txs. The encoding starts with a first *Tx-cooperation phase* which consists of $D_{\text{Tx}} > 0$ rounds and depends only on the "slow" messages in the system. The "fast" messages, which are subject to stringent delay constraints, are only generated afterwards, at the beginning of the subsequent *channel transmission phase*. So, during the first Tx-cooperation phase, neighbouring active Txs communicate to each other over dedicated noise-free links of unlimited capacity over $D_{\text{Tx}} > 0$ rounds. In each cooperation round $j \in \{1, \dots, D_{\text{Tx}}\}$, any active Tx $k \in \mathcal{K}_{\text{active}}$ sends a cooperation message to its active neighbours $\ell \in \mathcal{N}_{\text{active},k} := \{k - 1, k + 1\} \cap \mathcal{K}_{\text{active}}$, where the cooperation message can depend on the Tx's "slow" message and the cooperation-information it received during previous rounds. So, in round j , Tx k sends a message

$$T_{k \rightarrow \ell}^{(j)} = \psi_{k \rightarrow \ell}^{(j)} \left(M_k^{(S)}, \{T_{\ell' \rightarrow k}^{(1)}, \dots, T_{\ell' \rightarrow k}^{(j-1)}\}_{\ell' \in \mathcal{N}_{\text{active},k}}, \mathbf{A}, \mathbf{B} \right) \quad (3)$$

¹In our model each Tx that has a "fast" message to send also has a "slow" message to send. This model is appropriate for systems where "slow" messages have large volumes and can be delayed over several blocklengths so that most active Txs have "slow" data to send. The study of a setup where an active Tx might exclusively have "fast" messages to send is left for future work. See for example [11] for a related work.

to each Tx $\ell \in \mathcal{N}_{\text{active},k}$, for some functions $\psi_{k \rightarrow \ell}^{(j)}$ on appropriate domains. At the beginning of the subsequent channel-coding phase, "fast" messages are generated and each active $k \in \mathcal{K}$, Tx k computes its channel inputs $X_k^n \triangleq (X_{k,1}, \dots, X_{k,n}) \in \mathbb{R}^n$ as

$$X_k^n = \begin{cases} f_k^{(B)}(M_k^{(F)}, M_k^{(S)}, \{T_{\ell' \rightarrow k}^{(j)}\}, \mathbf{A}, \mathbf{B}), & k \in \mathcal{K}_{\text{fast}} \\ f_k^{(S)}(M_k^{(S)}, \{T_{\ell' \rightarrow k}^{(j)}\}, \mathbf{A}, \mathbf{B}), & k \in (\mathcal{K}_{\text{active}} \setminus \mathcal{K}_{\text{fast}}) \\ 0, & k \in (\mathcal{K} \setminus \mathcal{K}_{\text{active}}). \end{cases} \quad (4)$$

where the sets are over $j \in \{1, \dots, D_{\text{Tx}}\}$ and $\ell' \in \mathcal{N}_{\text{active},k}$, and $f_k^{(B)}$ and $f_k^{(S)}$ are encoding functions on appropriate domains satisfying the average block-power constraint

$$\frac{1}{n} \sum_{t=1}^n X_{k,t}^2 \leq P, \quad \forall k \in \mathcal{K}, \quad \text{almost surely.} \quad (5)$$

The input-output relation of the network is described as

$$Y_{k,t} = A_k X_{k,t} + \sum_{\tilde{k} \in \{k-1, k+1\}} A_{\tilde{k}} h_{\tilde{k},k} X_{\tilde{k},t} + Z_{k,t}, \quad (6)$$

where $\{Z_{k,t}\}$ are independent and identically distributed (i.i.d.) standard Gaussians for all k and t and independent of all messages; $h_{\tilde{k},k} > 0$ with $\tilde{k} \in \{k-1, k+1\}$ is the channel coefficient between Tx \tilde{k} and Rx k and is a fixed real number smaller than 1; and $X_{0,t} = 0$ for all t .

Decoding also takes place in two phases. In the first "*fast*"-*decoding phase*, any active Rx $k \in \mathcal{K}_{\text{fast}}$ decodes the "fast" message $M_k^{(F)}$ based on its own channel outputs Y_k^n by computing:

$$\hat{M}_k^{(F)} = g_k^{(n)}(Y_k^n), \quad (7)$$

for some decoding function $g_k^{(n)}$ on appropriate domains. In the subsequent *slow-decoding phase*, active Rxs first communicate with their active neighbours during $D_{\text{Rx}} \geq 0$ rounds over dedicated noise-free links with unlimited capacity, and then they decode their intended "slow" messages based on their outputs and based on this exchanged information. Specifically, in each cooperation round $j \in \{1, \dots, D_{\text{Rx}}\}$, each active Rx $k \in \mathcal{T}_{\text{active}}$ sends a cooperation message

$$Q_{k \rightarrow \ell}^{(j)} = \phi_{k \rightarrow \ell}^{(j)} \left(\mathbf{Y}_k^n, \{Q_{\ell' \rightarrow k}^{(1)}, \dots, Q_{\ell' \rightarrow k}^{(j-1)}\}_{\ell' \in \mathcal{N}_{\text{active},k}}, \mathbf{A}, \mathbf{B} \right) \quad (8)$$

to Rx ℓ if $\ell \in \mathcal{N}_{\text{active},k}$ for some appropriate function $\phi_{k \rightarrow \ell}^{(j)}$.

After the last cooperation round, each active Rx $k \in \mathcal{K}_{\text{active}}$ decodes its desired "slow" messages as

$$\hat{M}_k^{(S)} = b_k^{(n)} \left(\mathbf{Y}_k^n, \{Q_{\ell' \rightarrow k}^{(1)}, \dots, Q_{\ell' \rightarrow k}^{(D_{\text{Rx}})}\}_{\ell' \in \mathcal{N}_{\text{active},k}}, \mathbf{A}, \mathbf{B} \right), \quad (9)$$

where $b_k^{(n)}$ is a decoding function on appropriate domains.

The maximum number of Tx-cooperation rounds D_{Tx} and Rx-cooperation rounds D_{Rx} are design parameters but subject to a total delay constraint:

$$D_{\text{Tx}} + D_{\text{Rx}} \leq D, \quad (10)$$

for a given $D \geq 0$.

Given $P > 0$ and $K > 0$, a rate pair $(R^{(F)}(P), \bar{R}_K^{(S)}(P))$ is said D -achievable if there exist rates $\{R_k^{(S)}\}_{k=1}^K$ satisfying

$$\bar{R}_K^{(S)} \leq \mathbb{E} \left[\sum_{k \in \mathcal{K}_{\text{active}}} R_k^{(S)} \right], \quad (11)$$

a pair of Tx- and Rx-cooperation rounds $D_{\text{Tx}}, D_{\text{Rx}}$ summing to $D_{\text{Tx}} + D_{\text{Rx}} = D$ and encoding, cooperation, and decoding functions satisfying constraint (5) and so that the probability of error

$$\mathbb{P} \left[\bigcup_{k \in \mathcal{K}_{\text{fast}}} (\hat{M}_k^{(F)} \neq M_k^{(F)}) \text{ or } \bigcup_{k \in \mathcal{K}_{\text{active}}} (\hat{M}_k^{(S)} \neq M_k^{(S)}) \right] \quad (12)$$

tends to 0 as $n \rightarrow \infty$. An MG pair $(S^{(F)}, S^{(S)})$ is called D -achievable, if for all powers $P > 0$ there exist D -achievable rates $\{R_K^{(F)}(P), \bar{R}_K^{(S)}(P)\}_{P>0}$ satisfying

$$S^{(F)} \triangleq \overline{\lim}_{K \rightarrow \infty} \overline{\lim}_{P \rightarrow \infty} \frac{R_K^{(F)}(P)}{\frac{K}{2} \log(P)} \cdot \rho \rho_f, \quad (13)$$

$$S^{(S)} \triangleq \overline{\lim}_{K \rightarrow \infty} \overline{\lim}_{P \rightarrow \infty} \frac{\bar{R}_K^{(S)}(P)}{\frac{K}{2} \log(P)}. \quad (14)$$

The closure of the set of all achievable MG pairs $(S^{(F)}, S^{(S)})$ is called D -cooperative fundamental MG region and is denoted $\mathcal{S}_D^*(\rho, \rho_f)$.

The MG in (14) measures the average expected ‘‘slow’’ MG on the network. Since the ‘‘fast’’ rate is fixed to $R^{(F)}$ at all TxS in $\mathcal{K}_{\text{fast}}$, we multiply the MG in (13) by $\rho \rho_f$ to obtain the average expected ‘‘fast’’ MG of the network.

III. MAIN RESULTS

Our first result is an inner bound on $\mathcal{S}_D^*(\rho, \rho_f)$. It is based on time-sharing two schemes, one with large ‘‘fast’’ MG and the other with zero ‘‘fast’’ MG.

Theorem 1 (Inner Bound on MG Region): For $\rho \in (0, 1)$, the fundamental MG region $\mathcal{S}_D^*(\rho, \rho_f)$ includes all nonnegative pairs $(S^{(F)}, S^{(S)})$ satisfying

$$S^{(F)} \leq \frac{\rho \rho_f}{2}, \quad (15)$$

$$S^{(S)} + M \cdot S^{(F)} \leq \rho - \frac{(1-\rho)\rho^{D+2}}{1-\rho^{D+2}}, \quad (16)$$

where

$$M \triangleq 1 + \frac{(1-\rho)^2 \rho^{D+2}}{\rho \rho_f (1-\rho^{D+2})} + \frac{(1-\rho)^2 \rho^{D+1} (1-\rho_f)^{\frac{D}{2}}}{\rho \rho_f (1-\rho^{D+2} (1-\rho_f)^{\frac{D}{2}+1})}. \quad (17)$$

For $\rho = 1$, it includes all pairs satisfying (15) and

$$S^{(S)} + S^{(F)} \leq \frac{D+1}{D+2}. \quad (18)$$

Proof: See Section IV. ■

We also have the following outer bound.

Theorem 2 (Outer Bound on MG Region): For $\rho \in (0, 1)$, all achievable MG pairs $(S^{(F)}, S^{(S)})$ satisfy (15) and

$$S^{(S)} + S^{(F)} \leq \rho - \frac{(1-\rho)\rho^{D+2}}{1-\rho^{D+2}}. \quad (19)$$

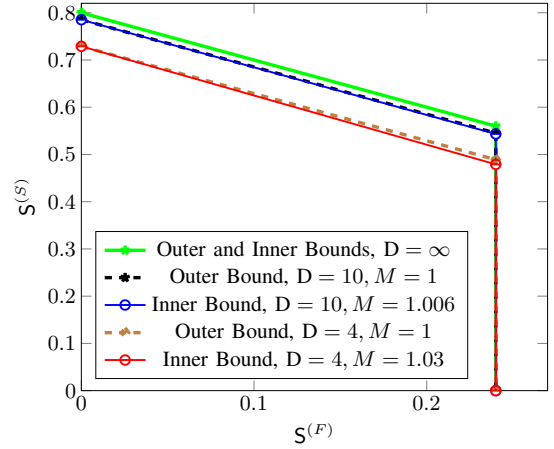


Fig. 2: Inner and outer bounds on MG region $\mathcal{S}_D^*(\rho, \rho_f)$ for $\rho = 0.8$ and $\rho_f = 0.6$, and different values of D .

For $\rho = 1$ they satisfy (15) and (18).

Proof: See Section V. ■

Inner and outer bounds are generally very close. They coincide in the extreme cases $\rho = 1$ and $D \rightarrow \infty$.

Corollary 1: For $\rho = 1$ or when $D \rightarrow \infty$, Theorem 2 is exact. For $\rho = 1$, the fundamental MG region $\mathcal{S}^*(\rho, \rho_f)$ is the set of all nonnegative MG pairs $(S^{(F)}, S^{(S)})$ satisfying (15) and (18), and for $\rho \in (0, 1)$ and $D \rightarrow \infty$ it is the set of all MG pairs $(S^{(F)}, S^{(S)})$ satisfying (15) and

$$S^{(S)} + S^{(F)} \leq \rho. \quad (20)$$

Remark 1: In our model, we assume that neighbouring TxS and neighbouring RxS can only cooperate if they lie in the active set $\mathcal{K}_{\text{active}}$. TxS and RxS in the *inactive set* $\mathcal{K} \setminus \mathcal{K}_{\text{active}}$ do not participate in the cooperation phases. Notice that all our results remain valid in a setup where inactive TxS and RxS *do* participate in the cooperation phases. Since our inner and outer bounds are rather close in general (see the subsequent numerical discussion), this indicates that without essential loss in optimality TxS and RxS in $\mathcal{K} \setminus \mathcal{K}_{\text{active}}$ can entirely be set to sleep mode to conserve their batteries.

Figures 2–4 illustrate the outer and inner bounds on the MG region for different values of ρ, ρ_f , and D . The bounds all have maximum ‘‘fast’’ MG $S^{(F)} = \frac{\rho \rho_f}{2}$. Obviously, all bounds increase with the activity parameter ρ . The most interesting part of the bounds is the upper side of the trapezoids, which lies opposite the two right angles. In particular, the slope of this side, which is -1 for the outer bounds and $-M$ for the inner bounds, describes the penalty in sum MG $S^{(F)} + S^{(S)}$ incurred when one increases the ‘‘fast’’ MG $S^{(F)}$. In the outer bounds, the sum MG along this line stays constant for all values of the ‘‘fast’’ MG $S^{(F)}$. In our inner bounds, the sum-MG is reduced by $(M-1)S$ when the ‘‘fast’’ MG is increased by S . This penalty decreases as D increases, and is already negligible for $D = 10$ as the three figures illustrate. In fact, for $D = 10$ the MG region achieved by our inner bounds is close to the limiting MG regions for $D \rightarrow \infty$, indicating that increasing the number of cooperation rounds beyond 10 provides only a

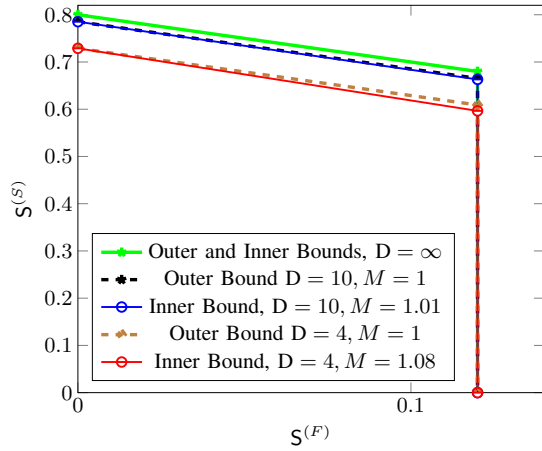


Fig. 3: Inner and outer bounds on MG Region $\mathcal{S}_D^*(\rho, \rho_f)$ for $\rho = 0.8$, $\rho_f = 0.3$ and different values of D .

marginal gain in MG region. As seen in Figure 4, for small user activity parameter ρ even a small number of cooperation rounds ($D = 4$) suffices to well approximate the asymptotic MG region for $D \rightarrow \infty$. The reason is that a large number of cooperation rounds is only useful in subnets with a large number of consecutive TxS that are active, and such subnets are extraordinarily rare when ρ is small. Figures 2 and 3 further indicate that the penalty in maximum sum-MG of our inner bounds also decreases when the “fast” activity parameter ρ_f increases. For example, for $\rho = 0.6$ and $D = 4$ the sum-MG penalty ($M - 1$) of the inner bound decreases from 0.08 for $\rho_f = 0.3$ to 0.03 for $\rho_f = 0.6$ (see Figures 3 and 2).

In our previous work [11, Theorem 2] we studied the MG region of the present network but with only Rx-conferencing. In contrast to our results here, in [11] there is always a penalty on the sum-MG when transmitting at positive “fast” MGs. These results indicate that the sum-MG penalty caused by the “fast” transmissions can only be mitigated when both TxS and RxS can cooperate, but Rx cooperation alone is not sufficient. In fact, in our schemes we mitigate interference from “fast” transmissions on “slow” transmissions via Rx-cooperation and we mitigate interference from “slow” transmissions on “fast” transmissions via Tx-cooperation. In [11] we could only mitigate the former interference but not the latter.

IV. PROOF OF ACHIEVABILITY OF THEOREM 1

We describe two schemes, which through time-sharing arguments establish the achievability of the inner bound in Theorem 1. The first scheme transmits at maximum $S^{(F)} = \frac{\rho\rho_f}{2}$, and the second scheme at $S^{(F)} = 0$. Both schemes divide the maximum number of cooperation rounds D into Tx-cooperation and Rx-cooperation rounds as:

$$D_{\text{Tx}} = 1 \quad \text{and} \quad D_{\text{Rx}} = D - 1. \quad (21)$$

For simplicity we assume D and K even.

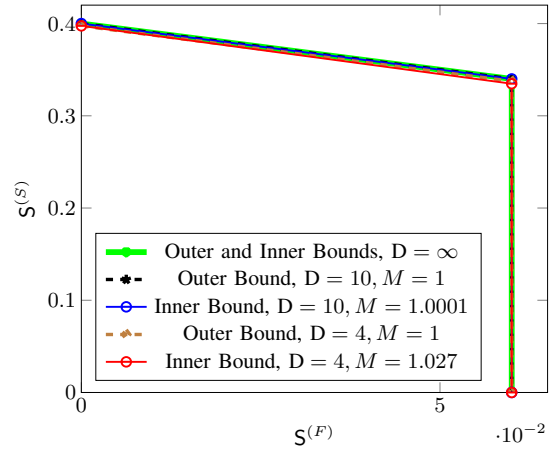


Fig. 4: MG Region $\mathcal{S}_D^*(\rho, \rho_f)$ for $\rho = 0.4$, $\rho_f = 0.3$ and different values of D .

A. Scheme 1: Transmitting at large $S^{(F)}$

We partition \mathcal{K} into 2 groups \mathcal{K}_1 and \mathcal{K}_2 ,

$$\mathcal{K}_1 \triangleq \{1, 3, \dots, K - 1\}, \quad (22)$$

$$\mathcal{K}_2 \triangleq \{2, 4, \dots, K\}, \quad (23)$$

so that all the signals sent by TxS in a group \mathcal{K}_i do not interfere with each other, for $i = 1, 2$. We further divide the total channel transmission time into two equally-sized phases. (These phases can be interleaved or subsequent, and both take place after the Tx-cooperation phase and prior to “fast”-decoding phase.)

The idea is that in phase i only TxS in $\mathcal{K}_{\text{fast},i} := \mathcal{K}_i \cap \mathcal{K}_{\text{fast}}$ send a “fast” message, all others do not.

1) *Transmitting “fast” messages in the i -th phase:* Each active Tx $k \in \mathcal{K}_{\text{fast},i}$ sends its entire “fast” message $M_k^{(F)}$ and encodes it using a non-precoded codeword $U_k^{(n)}(M_k^{(F)})$ from a Gaussian codebook of power P . Moreover, during the first Tx-cooperation round, it receives from its two neighbours, TxS $k - 1$ and $k + 1$, quantized versions of their transmit signals, where quantizations are performed at noise levels. Notice that the neighbouring TxS can share this information because they only send “slow” messages but no “fast” messages as they are not in \mathcal{K}_i and thus neither in $\mathcal{K}_{\text{fast},i}$.

Tx $k \in \mathcal{K}_{\text{fast},i}$ computes its input sequence X_k^n as

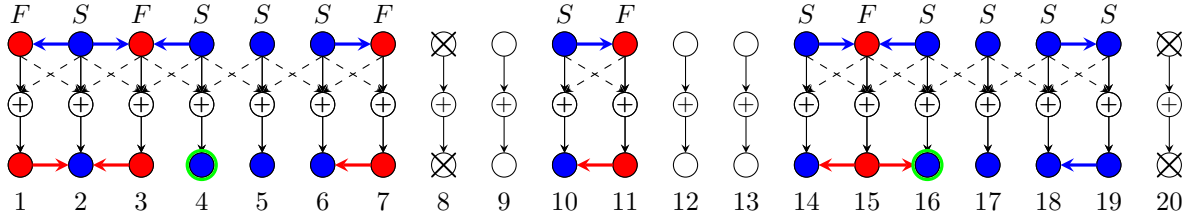
$$X_k^n = U_k^n(M_k^{(F)}) - \sum_{\tilde{k} \in \mathcal{I}_k^{(S)}} h_{k,k}^{-1} h_{\tilde{k},k} \hat{X}_{\tilde{k}}^n, \quad (24)$$

where $X_{\tilde{k}}^n$ denotes the quantized signal of Tx \tilde{k} and

$$\mathcal{I}_k^{(S)} = \{k - 1, k + 1\} \cap (\mathcal{K}_{\text{active}} \setminus \mathcal{K}_{\text{fast},i}) \quad (25)$$

The precoding in (24) makes that a “fast” Rx k observes the almost interference-free signal

$$Y_k^n = h_{k,k} U_k^n + \underbrace{\sum_{\tilde{k} \in \mathcal{I}_k^{(S)}} h_{\tilde{k},k} (X_{\tilde{k}}^n - \hat{X}_{\tilde{k}}^n)}_{\text{disturbance}} + Z_k^n, \quad (26)$$



(a) The first Tx-cooperation round and the first Rx-cooperation round



(b) The last $D - 2$ Rx-cooperation rounds.

Fig. 5: Example for $D = 6$: Tx/Rx pairs in red have “fast” messages to transmit, Tx/Rx pairs in blue have “slow” messages to transmit, Tx/Rx pairs in white are deactivated. We deactivated Tx/Rx pairs 8 and 20 to satisfy the delay constraint D . Rx 4 and Rx 16 are master Rxs. Tx/Rx pair 19 employs the same coding scheme as the “fast” transmissions.

where the variance of above disturbance is around noise level and does not grow with P . Each Rx $k \in \mathcal{K}_{\text{fast},i}$ decodes its desired “fast” message $M_k^{(F)}$ based on (26), and during the first Rx-cooperation round it sends the decoded message to their two neighbouring Rxs $k - 1$ and $k + 1$ so that they can mitigate the interference from “fast” transmissions.

2) *Transmitting “slow” messages in the i -th phase:* We first introduce some notation. Let k_1, k_2, \dots be the indices in increasing order of users k for which $A_k = 0$, i.e., of deactivated users. The Tx-Rx pairs lying in between any of these two indices form an independent subnet that does not interfere with the other subnets. We define the users in the j -th subnet as $\mathcal{K}_{\text{subnet},j} := \{k_{j-1} + 1, \dots, k_j - 1\}$, where we set $k_0 = 0$, and denoting the random total number of subnets by J we set $k_{J+1} = K + 1$.

We explain the encoding and decoding of “slow” messages independently for each subnet $j \in \{1, \dots, J\}$. Let $L_j := |\mathcal{K}_{\text{subnet},j}| = k_j - k_{j-1} - 1$ denote the size of this subnet. We split the subnet into smaller non-interfering subnets of at most $D + 1$ users. Specifically, if $k_{j-1} + 1 \in \mathcal{K}_{\text{fast},i}$ or if $\mathcal{K}_{\text{fast},i} \cap \mathcal{K}_{\text{subnet},j} = \emptyset$, i.e., when the subnet’s first transmitter sends a “fast” message or all Tx/Rx pairs in the subnet send “slow” messages, we silence all Tx/Rx pairs $k \in \{k_{j-1} + c(D + 2)\}_{c=1}^{\lfloor \frac{L_j}{D+2} \rfloor}$. Otherwise, we silence all Tx/Rx pairs $k \in \{k_{j-1} + (D + 1), k_{j-1} + (D + 1) + c(D + 2)\}_{c=1}^{\lfloor \frac{L_j - D - 1}{D+2} \rfloor}$.

In each resulting smaller subnet we apply the following scheme. The first and last Tx/Rx pairs in the small subnet apply the coding scheme described above for “fast” messages: if the indices of these pairs lie in $\mathcal{K}_{\text{fast},i}$, then they send their “fast” message using this scheme, and otherwise they send parts of their “slow” message, but using the same scheme. All other “slow” Tx/Rx pairs of the small subnet

apply the CoMP reception scheme as for subnets with only “slow” transmissions. Here, the Rxs however first precancel the interference from “fast” transmissions from their receive signals. (Recall that “fast” Rxs shared their decoded messages during the first Rx-cooperation round with their neighbours.) An example of our scheme is illustrated in Figure 5 for $D = 6$.

3) *MG analysis:* The described scheme achieves a “fast” rate of $R^{(F)} = \frac{1}{2} \cdot \frac{1}{2} \log(1 + P)$, because each Tx can send its “fast” message only during one of the two phases, but this message can be decoded based on a interference-free channel. Thus, by (13), the scheme achieves a “fast” MG of

$$\mathfrak{S}^{(F)} = \frac{\rho \rho f}{2}. \quad (27)$$

To obtain the average “slow” MG, we first calculate the sum MG achieved by this scheme. To this end, we notice that given that the j -th subnet exists (i.e., $J > j$) and starts at index $k_{j-1} + 1$, then the subnet’s random length L_j satisfies:

$$\mathbb{P}[L_j = \ell] = P_{\ell, k_{j-1} + 1}, \quad \ell = 0, 1, 2, \dots, \quad (28)$$

where for each $k \in \mathcal{K}_{\text{active}}$:

$$P_{\ell, k} := \begin{cases} \rho^\ell (1 - \rho), & \text{if } \ell < K - k + 1, \\ \rho^\ell, & \text{if } \ell = K - k + 1, \\ 0, & \text{otherwise.} \end{cases} \quad (29)$$

Moreover, in the presented scheme, all scheduled transmissions can be performed at MG $1/2$, because interference can perfectly be mitigated and because we have two equally-long phases $i = 1, 2$. Therefore, conditioned on the facts that the j -th subnet exists, starts at index $k_{j-1} + 1$, and is of length

$L_j = \ell$, the random sum-MG achieved over this subnet during phase i is:

$$S_{\text{sum},i}(k_{j-1} + 1, \ell) = \begin{cases} \ell - \left\lfloor \frac{\ell}{D+2} \right\rfloor, & \text{if } (k_{j-1} + 1) \in \mathcal{K}_i \\ \text{or } \mathcal{K}_{\text{fast},i} \cap \mathcal{K}_{\text{subnet},j} = \emptyset, \\ \ell - 1 - \left\lfloor \frac{\ell - D - 1}{D+2} \right\rfloor, & \text{otherwise.} \end{cases} \quad (30)$$

Setting $A_0 = 0$ with probability 1, the expected sum MG over the two phases can be expressed as:

$$S^{(S)} + S^{(F)} = \overline{\lim}_{K \rightarrow \infty} \frac{1}{2} \sum_{i=1}^2 \frac{1}{K} \sum_{k=1}^K \sum_{\ell=1}^{K-k+1} \mathbb{P}[A_{k-1} = 0] \cdot P_{\ell,k} \cdot S_{\text{sum},i}(k, \ell) \quad (31)$$

$$= \overline{\lim}_{K \rightarrow \infty} \frac{1}{K} \sum_{\ell=1}^K P_{\ell,1} \times \left[\left(\ell - \left\lfloor \frac{\ell}{D+2} \right\rfloor \right) \left(\frac{1}{2} + \frac{(1-\rho_f)^{\lfloor \frac{\ell}{2} \rfloor}}{2} \right) + \left(\ell - 1 - \left\lfloor \frac{\ell - D - 1}{D+2} \right\rfloor \right) \left(\frac{1 - (1-\rho_f)^{\lfloor \frac{\ell}{2} \rfloor}}{2} \right) \right] + \overline{\lim}_{K \rightarrow \infty} \frac{1}{K} \sum_{k=2}^K \sum_{\ell=1}^{K-k+1} P_{\ell,k} (1-\rho) \times \left[\left(\ell - \left\lfloor \frac{\ell}{D+2} \right\rfloor \right) \left(\frac{1}{2} + \frac{(1-\rho_f)^{\lfloor \frac{\ell}{2} \rfloor}}{2} \right) + \left(\ell - 1 - \left\lfloor \frac{\ell - D - 1}{D+2} \right\rfloor \right) \left(\frac{1 - (1-\rho_f)^{\lfloor \frac{\ell}{2} \rfloor}}{2} \right) \right] \quad (32)$$

$$= \overline{\lim}_{K \rightarrow \infty} \frac{1}{2K} \sum_{\ell=1}^{K-1} \rho^\ell [(K-\ell-1)(1-\rho)^2 + 2(1-\rho)] \times \left[2\ell - \left\lfloor \frac{\ell}{D+2} \right\rfloor \left(1 + (1-\rho_f)^{\lfloor \frac{\ell}{2} \rfloor} \right) - \left(1 + \left\lfloor \frac{\ell - D - 1}{D+2} \right\rfloor \right) \left(1 - (1-\rho_f)^{\lfloor \frac{\ell}{2} \rfloor} \right) \right] + \overline{\lim}_{K \rightarrow \infty} \frac{\rho^K}{2K} \cdot \left[2K - 1 - \left\lfloor \frac{K}{D+2} \right\rfloor - \left\lfloor \frac{K - D - 1}{D+2} \right\rfloor \right] \quad (33)$$

$$= \overline{\lim}_{K \rightarrow \infty} \frac{1}{2K} \sum_{\ell=1}^{K-1} \rho^\ell [K(1-\rho)^2] \times \left[2\ell - \left\lfloor \frac{\ell}{D+2} \right\rfloor \left(1 + (1-\rho_f)^{\lfloor \frac{\ell}{2} \rfloor} \right) - \left(1 + \left\lfloor \frac{\ell - D - 1}{D+2} \right\rfloor \right) \left(1 - (1-\rho_f)^{\lfloor \frac{\ell}{2} \rfloor} \right) \right] - \overline{\lim}_{K \rightarrow \infty} \frac{1}{2K} \sum_{\ell=1}^{K-1} \rho^\ell [(\ell+1)(1-\rho)^2 - 2(1-\rho)]$$

$$\times \left[2\ell - \left\lfloor \frac{\ell}{D+2} \right\rfloor \left(1 + (1-\rho_f)^{\lfloor \frac{\ell}{2} \rfloor} \right) - \left(1 + \left\lfloor \frac{\ell - D - 1}{D+2} \right\rfloor \right) \left(1 - (1-\rho_f)^{\lfloor \frac{\ell}{2} \rfloor} \right) \right] + \overline{\lim}_{K \rightarrow \infty} \frac{\rho^K}{2K} \cdot \left[2K - 1 - \left\lfloor \frac{K}{D+2} \right\rfloor - \left\lfloor \frac{K - D - 1}{D+2} \right\rfloor \right]. \quad (34)$$

For $\rho = 1$, only the last summand in (34) is positive and thus

$$S^{(S)} + S^{(F)} = \frac{D+1}{D+2}. \quad (35)$$

Then, by (27):

$$S^{(S)} = \frac{D+1}{D+2} - \frac{\rho\rho_f}{2}. \quad (36)$$

When $\rho \in (0, 1)$, only the first summand in the asymptotic expression (34) is non-zero. Moreover, notice that $1 + \left\lfloor \frac{\ell - D - 1}{D+2} \right\rfloor = \left\lfloor \frac{\ell + 1}{D+2} \right\rfloor$ and thus

$$S^{(S)} = \frac{(1-\rho)^2}{2} \overline{\lim}_{K \rightarrow \infty} \sum_{\ell=1}^{K-1} \rho^\ell 2\ell - \frac{(1-\rho)^2}{2} \overline{\lim}_{K \rightarrow \infty} \sum_{\ell=1}^{K-1} \rho^\ell \left\lfloor \frac{\ell}{D+2} \right\rfloor \left(1 + (1-\rho_f)^{\lfloor \frac{\ell}{2} \rfloor} \right) - \frac{(1-\rho)^2}{2} \overline{\lim}_{K \rightarrow \infty} \sum_{\ell=1}^{K-1} \rho^\ell \left\lfloor \frac{\ell + 1}{D+2} \right\rfloor \left(1 - (1-\rho_f)^{\lfloor \frac{\ell}{2} \rfloor} \right) - \frac{\rho\rho_f}{2} \quad (37)$$

$$\stackrel{(a)}{=} \rho - \frac{\rho\rho_f}{2} - \frac{(1-\rho^2)\rho^{D+1}}{2(1-\rho^{D+2})} - \frac{(1-\rho)^2\rho^{D+1}(1-\rho_f)^{\frac{D}{2}}}{2(1-\rho^{D+2}(1-\rho_f)^{\frac{D}{2}+1})}, \quad (38)$$

where step (a) is obtained by calculating the three sums in (37) as detailed in the following. To calculate the first sum, we use the following equality

$$\sum_{x=1}^{\infty} xc^x = \frac{c}{(1-c)^2}, \quad (39)$$

which is valid for all values of $c \in (0, 1)$. This equality implies:

$$\overline{\lim}_{K \rightarrow \infty} \sum_{\ell=1}^{K-1} \rho^\ell 2\ell = \frac{2\rho}{(1-\rho)^2}. \quad (40)$$

To calculate the second sum, we notice:

$$\overline{\lim}_{K \rightarrow \infty} \sum_{\ell=1}^{K-1} \rho^\ell \left\lfloor \frac{\ell}{D+2} \right\rfloor \left(1 + (1-\rho_f)^{\lfloor \frac{\ell}{2} \rfloor} \right) = \overline{\lim}_{K \rightarrow \infty} \sum_{j=1}^{\lfloor \frac{K-1}{D+2} \rfloor} j \sum_{\ell=j(D+2)}^{(j+1)(D+2)-1} \rho^\ell \left(1 + (1-\rho_f)^{\lfloor \frac{\ell}{2} \rfloor} \right) \quad (41)$$

$$\begin{aligned}
&= \overline{\lim}_{K \rightarrow \infty} \sum_{j=1}^{\lfloor \frac{K-1}{D+2} \rfloor} j \rho^{j(D+2)} \sum_{\ell=0}^{D+1} \rho^\ell \left(1 + (1 - \rho_f)^{\lfloor \frac{\ell+j(D+2)}{2} \rfloor} \right) \\
&= \overline{\lim}_{K \rightarrow \infty} \sum_{j=1}^{\lfloor \frac{K-1}{D+2} \rfloor} j \rho^{j(D+2)} \sum_{\ell=0}^{D/2} \rho^{2\ell} \left(1 + (1 - \rho_f)^{\ell + \frac{j(D+2)}{2}} \right) \\
&\quad + \overline{\lim}_{K \rightarrow \infty} \sum_{j=1}^{\lfloor \frac{K-1}{D+2} \rfloor} j \rho^{j(D+2)} \sum_{\ell=0}^{D/2} \rho^{2\ell+1} \left(1 + (1 - \rho_f)^{\ell + \frac{j(D+2)}{2}} \right) \\
&= \overline{\lim}_{K \rightarrow \infty} \sum_{j=1}^{\lfloor \frac{K-1}{D+2} \rfloor} j \rho^{j(D+2)} \sum_{\ell=0}^{D/2} \rho^{2\ell} (1 + \rho) \left(1 + (1 - \rho_f)^{\ell + \frac{j(D+2)}{2}} \right) \\
&= (1 + \rho) \overline{\lim}_{K \rightarrow \infty} \sum_{j=1}^{\lfloor \frac{K-1}{D+2} \rfloor} j \rho^{j(D+2)} \sum_{\ell=0}^{D/2} \rho^{2\ell} \\
&\quad + (1 + \rho) \overline{\lim}_{K \rightarrow \infty} \sum_{j=1}^{\lfloor \frac{K-1}{D+2} \rfloor} j (\rho(1 - \rho_f)^{0.5})^{j(D+2)} \sum_{\ell=0}^{D/2} (\rho^2(1 - \rho_f))^\ell \\
&\stackrel{(b)}{=} \frac{(1 + \rho)\rho^{D+2}}{(1 - \rho^2)(1 - \rho^{D+2})} \\
&\quad + \frac{(1 + \rho)\rho^{D+2}(1 - \rho_f)^{\frac{D}{2}+1}}{(1 - ((1 - \rho_f)\rho^2)) \left(1 - \rho^{D+2}(1 - \rho_f)^{\frac{D}{2}+1} \right)}.
\end{aligned}$$

Here, in step (b), we used (39) and the following equality, which holds for an arbitrary c :

$$\sum_{x=0}^n c^x = \frac{1 - c^{n+1}}{1 - c}, \quad (42)$$

to simplify the following asymptotic expressions:

$$\sum_{\ell=0}^{D/2} \rho^{2\ell} = \frac{1 - \rho^{D+2}}{1 - \rho^2} \quad (43a)$$

$$\sum_{\ell=0}^{D/2} ((1 - \rho_f)\rho^2)^\ell = \frac{1 - ((1 - \rho_f)\rho^2)^{(D/2+1)}}{1 - ((1 - \rho_f)\rho^2)} \quad (43b)$$

$$\overline{\lim}_{K \rightarrow \infty} \sum_{j=1}^{\lfloor \frac{K-1}{D+2} \rfloor} j \rho^{j(D+2)} = \frac{\rho^{D+2}}{(\rho^{D+2} - 1)^2} \quad (43c)$$

$$\begin{aligned}
&\overline{\lim}_{K \rightarrow \infty} \sum_{j=1}^{\lfloor \frac{K-1}{D+2} \rfloor} j (\rho(1 - \rho_f)^{0.5})^{j(D+2)} \\
&= \frac{\rho^{D+2}(1 - \rho_f)^{\frac{D}{2}+1}}{\left(\rho^{D+2}(1 - \rho_f)^{\frac{D}{2}+1} - 1 \right)^2}. \quad (43d)
\end{aligned}$$

Finally, the third sum is simplified in a similar way as the second sum:

$$\begin{aligned}
&\overline{\lim}_{K \rightarrow \infty} \sum_{\ell=1}^{K-1} \rho^\ell \left\lfloor \frac{\ell+1}{D+2} \right\rfloor \left(1 - (1 - \rho_f)^{\lfloor \frac{\ell}{2} \rfloor} \right) \\
&= \overline{\lim}_{K \rightarrow \infty} \sum_{j=1}^{\lfloor \frac{K}{D+2} \rfloor} j \sum_{\ell=j(D+2)-1}^{(j+1)(D+2)-2} \rho^\ell \left(1 - (1 - \rho_f)^{\lfloor \frac{\ell}{2} \rfloor} \right)
\end{aligned} \quad (44)$$

$$\begin{aligned}
&= \overline{\lim}_{K \rightarrow \infty} \sum_{j=1}^{\lfloor \frac{K}{D+2} \rfloor} j \rho^{j(D+2)-1} \sum_{\ell=0}^{D+1} \rho^\ell \left(1 - (1 - \rho_f)^{\lfloor \frac{\ell+j(D+2)-1}{2} \rfloor} \right) \\
&= \frac{1}{\rho} \overline{\lim}_{K \rightarrow \infty} \sum_{j=1}^{\lfloor \frac{K}{D+2} \rfloor} j \rho^{j(D+2)} \sum_{\ell=0}^{D/2} \rho^{2\ell} \left(1 - (1 - \rho_f)^{\ell + \frac{j(D+2)}{2} - 1} \right) \\
&\quad + \frac{1}{\rho} \overline{\lim}_{K \rightarrow \infty} \sum_{j=1}^{\lfloor \frac{K}{D+2} \rfloor} j \rho^{j(D+2)} \sum_{\ell=0}^{D/2} \rho^{2\ell+1} \left(1 - (1 - \rho_f)^{\ell + \frac{j(D+2)}{2}} \right) \\
&= \frac{(1 + \rho)}{\rho} \overline{\lim}_{K \rightarrow \infty} \sum_{j=1}^{\lfloor \frac{K}{D+2} \rfloor} j \rho^{j(D+2)} \sum_{\ell=0}^{D/2} \rho^{2\ell} \\
&\quad - \frac{1 + \rho(1 - \rho_f)}{\rho(1 - \rho_f)} \sum_{\ell=0}^{D/2} \rho^{2\ell} (1 - \rho_f)^\ell \\
&\quad \times \overline{\lim}_{K \rightarrow \infty} \sum_{j=1}^{\lfloor \frac{K}{D+2} \rfloor} j (\rho(1 - \rho_f)^{0.5})^{j(D+2)} \\
&= \frac{\rho^{D+2}}{\rho(1 - \rho)(1 - \rho^{D+2})} \\
&\quad - \frac{(1 + \rho(1 - \rho_f))\rho^{D+2}(1 - \rho_f)^{\frac{D}{2}+1}}{\rho(1 - \rho_f)(1 - ((1 - \rho_f)\rho^2)) \left(1 - \rho^{D+2}(1 - \rho_f)^{\frac{D}{2}+1} \right)}.
\end{aligned}$$

B. Scheme 2: Transmitting at $S^{(F)} = 0$:

Similar to scheme 1, except that in each subnet Tx's only send "slow" messages. There is no need to have two phases and in each subnet j we silence Tx's $k \in \{k_{j-1} + c(D+2)\}_{c=1}^{\lfloor \frac{L_j}{D+2} \rfloor}$.

1) *MG analysis*: The scheme achieves "fast" MG

$$S^{(F)} = 0. \quad (45)$$

We can obtain the average "slow" MG similarly to before, but now the sum-MG over the j -th subnet which starts at index $k_{j-1} + 1$ and is of length $L_j = \ell$ is:

$$S_{\text{sum}}(k_{j-1} + 1, \ell) = \ell - \left\lfloor \frac{\ell}{D+2} \right\rfloor. \quad (46)$$

The average "slow" MG achieved by this scheme is thus

$$S^{(S)} = \overline{\lim}_{K \rightarrow \infty} \frac{1}{K} \sum_{k=1}^K \sum_{\ell=1}^{K-k+1} P_{\ell,k} \cdot \mathbb{P}[A_{k-1} = 0] \cdot S_{\text{sum}}(k, \ell) \quad (47a)$$

$$= \overline{\lim}_{K \rightarrow \infty} \frac{1}{K} \sum_{k=1}^K \sum_{\ell=1}^{K-k+1} P_{\ell,k} \cdot (1 - \rho) \left(\ell - \left\lfloor \frac{\ell}{D+2} \right\rfloor \right) \quad (47b)$$

$$= \overline{\lim}_{K \rightarrow \infty} \frac{1}{K} \sum_{\ell=1}^{K-1} K \rho^\ell (1 - \rho)^2 \left(\ell - \left\lfloor \frac{\ell}{D+2} \right\rfloor \right) \quad (47c)$$

$$+ \overline{\lim}_{K \rightarrow \infty} \frac{1}{K} \sum_{\ell=1}^{K-1} \rho^\ell (2(1 - \rho) - (\ell + 1)) \left(\ell - \left\lfloor \frac{\ell}{D+2} \right\rfloor \right) \quad (47d)$$

$$+ \overline{\lim}_{K \rightarrow \infty} \frac{\rho^K}{K} \cdot \left(K - \left\lfloor \frac{K}{D+2} \right\rfloor \right). \quad (47e)$$

When $\rho = 1$, then the average “slow” MG is equal to

$$S^{(S)} = 1 - \overline{\lim}_{K \rightarrow \infty} \frac{\left\lfloor \frac{K}{D+2} \right\rfloor}{K} = \frac{D+1}{D+2}. \quad (48)$$

When $\rho \in (0, 1)$, one can prove that the terms in (47d) and (47e) go to zero as $K \rightarrow \infty$, establishing achievability of “slow” MG

$$S^{(S)} = \rho - \frac{(1-\rho)\rho^{D+2}}{1-\rho^{D+2}}. \quad (49)$$

V. PROOF OF THEOREM 2

Recall the definitions of $S_{\text{sum}}(k, \ell)$ and $P_{\ell, k}$ in (46) and (28). Then for a fixed K , defining again $A_0 = 0$ with probability 1:

$$\frac{1}{K} \sum_k \left(S_k^{(S)} + S^{(F)} \right) \quad (50a)$$

$$= \frac{1}{K} \sum_{k=1}^K \sum_{\ell=1}^{K-k+1} P_{\ell, k} \cdot \mathbb{P}[A_{k-1} = 0] \cdot S_{\text{sum}}(k, \ell) \quad (50b)$$

$$\stackrel{(a)}{\leq} \frac{1}{K} \sum_{\ell=1}^K P_{\ell, 1} \cdot \left(\ell - \left\lfloor \frac{\ell}{D+2} \right\rfloor \right) + \frac{1}{K} \sum_{k=2}^K \sum_{\ell=1}^{K-k+1} P_{\ell, k} \cdot \left(\ell - \left\lfloor \frac{\ell}{D+2} \right\rfloor \right) (1-\rho) \quad (50c)$$

$$= \frac{1}{K} \sum_{\ell=1}^{K-1} K \rho^\ell (1-\rho)^2 \left(\ell - \left\lfloor \frac{\ell}{D+2} \right\rfloor \right) \quad (50d)$$

$$+ \frac{1}{K} \sum_{\ell=1}^{K-1} \rho^\ell (2(1-\rho) - (\ell+1)) \left(\ell - \left\lfloor \frac{\ell}{D+2} \right\rfloor \right) \quad (50e)$$

$$+ \frac{\rho^K}{K} \cdot \left(K - \left\lfloor \frac{K}{D+2} \right\rfloor \right), \quad (50f)$$

where the inequality in (a) comes from the fact that the maximum sum MG in a subnet of ℓ consecutive active TXs is equal to $\ell - \left\lfloor \frac{\ell}{D+2} \right\rfloor$. For more details, see [12, Chapter 5, Proposition 2]. Letting $K \rightarrow \infty$ proves (18) for $\rho = 1$ and (19) for $\rho \in (0, 1)$.

VI. CONCLUSIONS AND OUTLOOK

We proposed coding schemes to simultaneously transmit delay-sensitive and delay-tolerant traffic over Wyner’s symmetric network with randomly activated users. In our scheme, each active transmitter always has a “slow” (delay-tolerant) data to send and with a certain probability also sends an additional “fast” (delay-sensitive) data. Active transmitters and receivers are allowed to cooperate during total D rounds but only “slow” transmissions can benefit from cooperation. We derived inner and outer bound on the MG region. When $D \rightarrow \infty$ or when all the transmitters are active, the bounds coincide and the results show that transmitting “fast” messages does not cause any penalty on the sum MG. For finite D our bounds are still close and prove that the penalty caused

by “fast” transmissions is small. This should in particular be considered in view of scheduling algorithms [5] where transmission of “fast” messages inherently causes a penalty on the sum-MG that is linear in the “fast” MG.

Future interesting research directions include the two-dimensional hexagonal model, which we studied in [11]. We conjecture that also for this hexagonal model, a combination of Tx- and Rx-cooperation allows to mitigate most of the interference and essentially eliminate any penalty caused by transmission of “fast” messages. As we showed in our previous work [11], this is not possible under Rx-cooperation only. Excellent interference cancellation performance is also expected for multi-antenna setups.

ACKNOWLEDGMENT

The works of M. Wigger and S. Shamai have been supported by the European Union’s Horizon 2020 Research And Innovation Programme, grant agreements no. 715111 for M. Wigger and no. 694630 for S. Shamai. The work of H. Nikbakht and JM Gorce have been supported by the Nokia Bell Labs - Inria common lab, grant agreement “Network Information Theory”.

REFERENCES

- [1] K. M. Cohen, A. Steiner, and S. Shamai (Shitz) “The broadcast approach under mixed delay constraints,” in *Proc. IEEE ISIT 2012*, Cambridge (MA), USA, July 1–6, pp. 209–213, 2012.
- [2] R. Zhang, “Optimal dynamic resource allocation for multi-antenna broadcasting with heterogeneous delay-constrained traffic,” *IEEE J. of Sel. Topics in Signal Proc.*, vol. 2, no. 2, pp. 243–255, Apr. 2008.
- [3] R. Kassab, O. Simeone and P. Popovski, “Coexistence of URLLC and eMBB services in the C-RAN uplink: an information-theoretic study,” in *Proc. IEEE GLOBECOM*, Abu Dhabi, United Arab Emirates, Dec 9–13, 2018.
- [4] H. Yin, L. Zhang and S. Roy, “Multiplexing URLLC traffic within eMBB services in 5G NR: fair scheduling,” in *IEEE Transactions on Communications*, vol. 69, no. 2, pp. 1080–1093, Feb. 2021.
- [5] A. K. Bairagi et al., “Coexistence mechanism between eMBB and uRLLC in 5G wireless networks,” in *IEEE Transactions on Communications*, vol. 69, no. 3, pp. 1736–1749, March 2021.
- [6] C. D. Alwis et al., “Survey on 6G frontiers: Trends, applications, requirements, technologies and future research,” in *IEEE Open Journal of the Communications Society*, vol. 2, pp. 836–886, 2021.
- [7] A. Anand, G.d. Veciana and S. Shakkottai, “Joint scheduling of URLLC and eMBB traffic in 5G wireless networks,” *IEEE/ACM Trans. on Networking*, vol. 28, no. 2, pp. 477–490, Apr. 2020.
- [8] O. Somekh, O. Simeone, H. V. Poor and S. Shamai (Shitz), “The two-tap input-erasure Gaussian channel and its application to cellular communications,” in *Proc. Allerton Conference on Communication, Control, and Computing*, IL, USA, Sep 23–26, 2008.
- [9] N. Levy and S. Shamai (Shitz), “Information theoretic aspects of users’ activity in a Wyner-like cellular model,” *IEEE Trans. Inf. Theory*, vol 56, pp. 2241–2248, Apr. 2010.
- [10] O. Somekh, O. Simeone, H. V. Poor and S. Shamai (Shitz), “Throughput of cellular uplink with dynamic user activity and cooperative base-stations,” in *Proc. IEEE ITW 2019*, Taormina, Italy, Oct 11–16, 2009.
- [11] H. Nikbakht, M. Wigger and S. Shamai (Shitz), “Random user activity with mixed delay traffic,” in *Proc. IEEE ITW 2020*, Apr. 11–14, 2021.
- [12] H. Nikbakht. “Networks with mixed-delay constraints” *Information Theory [cs.IT]. Institut Poly-technique de Paris*, 2020. NNT: 2020IPPAT046.