

HIDDEN VARIABLES IN ANGULAR CORRELATIONS OF THE PARTICLES EMITTED IN FISSION

F. F. Karpeshin

D. I. Mendeleev All-Russian Research Institute for Metrology
190005 Saint-Petersburg, Russia

E-mail: fkarpehin@gmail.com

Abstract

A comparative analysis of experiments on studying the (n, f) , on one hand, and (n, n) , on the other hand, angular correlations in fission is carried out, based on the model proposed by muonic conversion in fragments of prompt fission of ^{238}U with negative muons. Their fundamental difference is shown in the sense of the information that can be inferred from them. Historically, the situation resembles the EPR paradox. An experimental check of the empirical relation between the alignment and polarization parameters $A_{n,J} = 2A_{n,f}$ is proposed.

1 Introduction

Probably, the most revolutionary moment in the development of quantum mechanics (QM) was the Heisenberg uncertainty relation. It showed that far not each of the parameters one uses in the everyday life can be also measured in microcosm with an arbitrary precision. This seemed paradoxical from the point of view of everyday consciousness. The famous Einstein's expression "God does not play dice" and the EPR paradox, the interest in which continues to this day, date back to this time. To test and understand the principles of QM, the theory of "hidden parameters" was put forward. It runs that there may be additional parameters, for example, spin projection. If we knew

them before measurement, we could predict the result unambiguously. Indeed, classical spin naturally has three projections. In quantum mechanics, there is only one left — that on the quantization axis. The other two remain quite objective parameters, but pass into the area of those hidden from observation. If someone wants, nevertheless, to deal with them explicitly, then he will receive the wrong answer.

The HV-theory is rejected by the community. However, examples can be noted of how variations on the theme of HV suddenly interplay, for example, in modern simulations of the angular distributions of gamma quanta or neutrons emitted from fission fragments. Consider the angular distribution of the neutrons from fission with respect to the direction of the light fragment. It is well known that the spins of fragments are mainly aligned in a plane perpendicular to the fission axis. In order to take this circumstance into account, one may consider the spin of each fragment to have a definite direction in the plane perpendicular to the fission axis, and then average over the directions in the plane. Nevertheless, such a way that might seem evident at first glance, turns out to be certainly erroneous. In such an approach, the supposed direction of the fragment's spin appears as a HV, additional to the projection on the quantization axis z which is in the fission direction. Contrary, in a consecutive QM approach, the state of the fragment is characterized by two quantum numbers: the spin and its projection onto the quantization axis z . Then the alignment of the fragments merely means that the projection of their spins onto this axis is close to zero. And in the general case of incomplete alignment, it is necessary to use the density matrix.

Therefore, the angular correlations provide a useful guide to experimental studying the interrelation of hidden variables with QM. An explicit consideration of the additional spin projection, which is treated as a non-observable one in a consistent QM approach, leads to an obvious contradiction with QM, which can be observed experimentally. Let us consider this interplay in more detail. We use angular correlations of the conversion muons, emitted from the fission fragments in prompt fission of actinide nuclei in muonic atoms of ^{233}U , occurring as a result of radiationless excitation in a muonic transition. This process was discovered in JINR [1]. We remind the process in the next section. Formulas necessary for analysis of the angular correlations in the c. m. of the fragments are derived in section 3. The account of the translation of

the muon on the fragment is performed in section 4. The muons emitted as a result of shake-off are similar to the scission neutrons emitted in fission. Their contribution is taken into account when comparing with experiment. In the concluding section, we sum up the results obtained, draw conclusions, outline prospects for future investigation.

2 Physical premises

This unique process gives a direct information on the fission dynamics. Beams of negative muons are slowed down in matter, then the process of the muon capture into high orbits of the muonic atoms starts. The muons are captured into the orbits with the main quantum number $n \approx 14$. After this, they cascade down by means of the radiative and Auger transitions. When the muons jump between the lowest inner orbits, there is a chance that the transition energy is transferred to the nucleus, which undergoes fission. This kind of fission is called prompt fission, contrary to the delayed fission, induced by the nuclear capture of the muon. As a result of prompt fission, the muons are entrained on a fragment, and then can be emitted due to internal conversion during the cascade deexcitation of the fragments.

Experimentally the angular distribution of the muons from prompt fission of ^{233}U was undertaken in Refs. [2] in nuclear photoemulsions. Theoretical calculations were performed in [3]. Calculated spectrum of the conversion muons is up to 1–2 MeV. Furthermore, experiment shows a significant focusing of the muons along the fission axis. This can be understood in terms of the alignment of the fragments in the plane perpendicular to the direction of fission [6] (Fig. 1). Correspondingly, two ways of analysis can be put forward. One looks very natural: consider that the spin of the fragment is directed somewhere in the (x, y) plane, so that the spins of the muons are assumed $M = J$ in the internal system. After recalculation to the lab system, one has to average over the directions of the spin in the azimuthal (x, y) plane. Such would be a HV way. Another way, consecutively QM one, is that the quantization axis is chosen along the fission direction, in correspondence with the experimental conditions of observation. Then the spin projections of the muons are assumed $M = 0$.

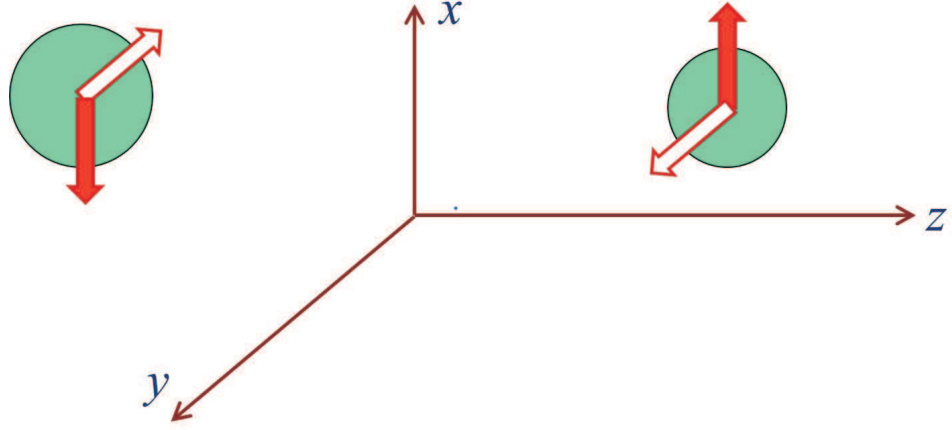


Figure 1: Scheme of the fragment spin alignment in the plane perpendicular to the fission axis.

3 Formulas

The actual angular distribution depends on the multipolarity of the transition. Consider first $E1$ transitions. In the HV model, the angular distribution of the emitted neutrons in the internal coordinate system will be

$$X'(\theta', \phi') = |Y_{11}(\theta', \phi')|^2 \sim \sin^2 \theta'. \quad (1)$$

After transformation to the angle α relative to the fission axis z in the c. m. system of the fragment and averaging over the azimuthal angle ϕ of the spin in the (x, y) plane, one arrives at the angular distributions in this system, calculated within the HV-theory:

$$X_{h.v.}(\alpha) = \frac{1}{2}(1 + \cos^2 \alpha). \quad (2)$$

Factor of $\frac{1}{2}$ takes into account the normalization of the full number of the emitted particles. Contrary, within the framework of the QM approach one obtains

$$X_{QM}(\alpha) = |Y_{10}(\alpha, \phi)|^2 \sim \cos^2 \alpha. \quad (3)$$

In the case of the $E2$ transitions, one has the angular distribution in the c.m. system $\Phi'(\theta', \phi') = |Y_{22}(\theta', \phi')|^2 \sim \sin^4 \theta$. Correspondingly, one obtains

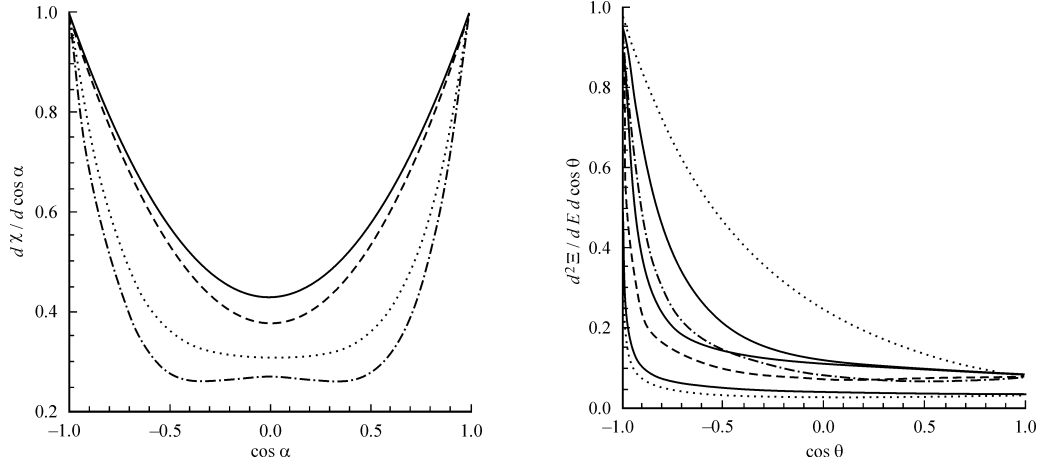


Figure 2: Left: calculated angular distribution of the conversion muons in the center-of-mass system for the $E1$ transitions in the case of the initial spin of the nucleus $I = 7$ and 4 (solid and dashed lines) and for the $E2$ transitions (dashed and dash-dotted lines, respectively). In the case of isotropic emission, $\frac{d\chi}{d \cos \alpha} = \text{const.}$ Right: that of the conversion muons for light fragments with the atomic number $Z = 40$ in the laboratory system, for the $E1$ - and $E2$ -transitions with the kinetic energy of the muons $E_\mu = 1, 0.25$ and 0.1 MeV, respectively (in the order of approach to the origin). Upper dotted line corresponds to isotropic emission in the c.m. system.

in the labssystem expressions

$$\Phi_{h.v.}(\alpha) = \frac{3\pi}{4} \left(1 + \frac{2}{3} \cos^2 \alpha + \cos^4 \alpha \right) \quad (4)$$

$$\Phi_{\text{QM}}(\alpha) = |Y_{20}(\alpha, \phi)|^2 = 1 - 6 \cos^2 \alpha + 9 \cos^4 \alpha. \quad (5)$$

Comparison of Eqs. (2) and (3) shows that the HV polarization turns out to be twice less than the QM one (see next section in more detail). This conflict shows inconsistency of HV with quantum mechanics. Furthermore, in the case of the $E2$ emission, the form itself of the angular dependence becomes different. Experiment can test which approach is true. The difference speaks for itself.

4 Comparison to experiment

For comparison with experiment, it should be taken into account that the alignment of the fragments is not 100%. Therefore, the general expression for the (n, n) correlations instead of (1) will be written as

$$\chi'(\theta', \phi') = 1 + A_{nJ} \sin^2 \theta', \quad (6)$$

and for the (n, f) correlation — in the form

$$\chi_{QM}(\alpha) = 1 + A_{nf} \cos^2 \alpha \quad (7)$$

instead of (3). Experience shows that $A_{nf} \ll 1$ is a parameter within 10 % [7]. Then in the labsystem, Eq. (2) goes over

$$\chi_{h.v.}(\alpha) = 1 + \frac{1}{2} A_{nJ} \cos^2 \alpha. \quad (8)$$

Comparing (8) with (7), in the case of the $E1$ transitions one arrives at the relation [7]

$$A_{nJ} \simeq 2A_{nf}. \quad (9)$$

The results are presented in Fig. 2, left for the both $E1$ and $E2$ transitions in the c.m. of a fragment. It is symmetric for the angles between 0 and π , and has a distinctive $0-\frac{\pi}{2}$ anisotropy. In the labsystem, the distribution concentrates along the velocity of the fragment, as shown in Fig. 2, right.

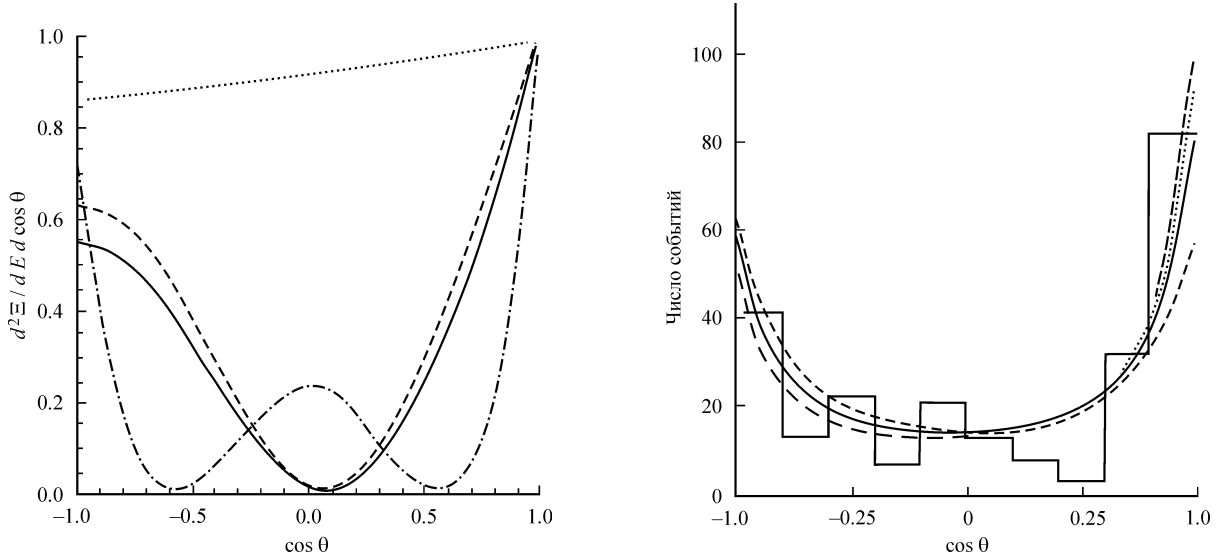


Figure 3: Left: angular distribution of shake muons. Solid and dashed lines: the $E1$ transitions with the kinetic energy of the conversion muons $E_\mu = 1$ and 0.5 MeV, respectively. Dotted and dash-dotted lines: the $E2$ and $E0$ transitions with $E_\mu = 1$ MeV, respectively. Right: comparison of the calculated angular distribution with experiment [2]. The solid curve corresponds to a mixture of the multipoles $90\%E1 + 10\%E2$, dotted line — $50\%E1 + 15\%E2 + 35\%M1$. For comparison, short and long strokes show the angular distribution for pure $E1$ and $E2$ transitions, respectively.

Shake-off muons come from a sudden change of the potential due to snapping-back the remnants of the neck. They can be compared to the scission neutrons. As distinct from the latter, emission of the shake muons is sharply anisotropic (Fig. 3, left).

In Fig. 3, right the theoretical angular distributions, averaged over the fragment distributions and the energies of the muons are presented in comparison with the experimental histogram from Ref. [2]. Two characteristics of the fission fragments can be inferred from this comparison.

1) There is a fraction of the $E2$ component at the level of 15% in the radiation spectrum of the fission fragments.

2) There is also a share of the shake muons within 5%.

Of course, these values are obtained within the QM approach, without HV. Shake muons are similar to the scission neutrons.

5 Conclusion

(μ, f) as well as (n, f) angular correlations appear as a convenient example for experimental investigation of the difference between the HV theory and QM approach. Alignment and polarization are two manifestations of the spin state. They should be considered in different experiments. Projection $M = J$ in the internal system of fragments does not mean that detection of another projection of the spin — on the perpendicular axis of fission — will result in $M = 0$. Degree of polarization of such states can be measured in (n, n) angular correlations. The state $M = 0$ is a different vector of state. It should be measured simultaneously with detection of the fission direction. This result shows that if we knew the hidden spin projection, we could calculate of course the angular distribution, also with respect to any direction, *e.g.* fission direction. But in order to know, one should first make a measurement of it. And this is a different experiment. Therefore, one should chose the quantization axis in accordance with what is observed experimentally, and consider the corresponding magnetic quantum number of the spin. Simultaneous consideration of another projection turns out to be unobservable — that is hidden variable, whose involving into calculation leads to a wrong result.

At the same time, note that the two distributions, given by Eqs. (2) and (3), are presently under CORA experimental investigation [7] of the (n, n) and (n, n, f) correlations. Thus, the ratio of the parameters turns out to be a measurable quantity. The equality of this ratio to two is justified above only for the case of 100% polarization or alignment. Moreover, it is different in the case of the $E2$ transitions. In general case, the angular distribution also

depends on the initial and final spins of the fragments, as one can see from Fig. 2. Therefore, the resulting form (8) or (7) instead of (4) or (5) of the emission spectra can be due to averaging over all the fragments with their spins and multipole mixtures of the transitions.

Furthermore, in the internal coordinate system, the fragments are 100% polarized. Therefore, one could expect, that in the case of (n, n) angular correlations, the right form should be just (1), not (6), under supposition of mostly $E1$ transitions, though. And the choice of A_{nJ} has nothing to do with A_{nf} as taken from the (n, f) experiment. The CORA experiment, performed at IPHC Strasbourg, aims at elucidating neutron emission mechanisms in the fission. Experimental check of the relations obtained above, and Eq. (9) first of all, looks very significant for the progress to this end.

The author would like to express his gratitude to I. Guseva for detailed and fruitful discussions.

References

- [1] Balatz M Y., Kondratiev L. N., Lansberg L.G. et al. Zh. Exp. Teor. Fiz. **38**, 1715 (1960); **39**, 1168 (1961).
- [2] Belovitskii G. Y., Baranov V. N. and Steingrad O. M. Yad. Fiz. **57**, 2140 (1994).
- [3] F. F. Karpeshin, Yad. Fiz., **40**, 643, 1984 *Engl. transl.* Sov. J. Nucl. Phys., **40**, 412, 1984.
- [4] F. F. Karpeshin, *Angular asymmetries in emission of muons from prompt fission fragments*. Nucl. Phys. **A617**, 211 (1997).
- [5] F. F. Karpeshin, *Nuclear Fission in Muonic Atoms and Resonance Conversion*, Saint Petersburg: "Nauka", 2006.
- [6] Skarsvag K. Phys. Rev. **C 22**, 638 (1980).
- [7] A. Chietera, L. Stuttg, F. Goennenwein *et al.* EPJ A **54**, 98 (2018).
- [8] I.S. Guseva, in Proceedings of ISINN-23, Dubna, May 25–29, 2015, JINR, E3-2016-12 (Dubna, 2016), p. 80.