

# Efficient steady state entanglement generation in strongly driven coupled qubits

Ana Laura Gramajo<sup>1,3</sup>, Daniel Domínguez<sup>1</sup> and María José Sánchez<sup>1,2</sup>

<sup>1</sup> *Centro Atómico Bariloche and Instituto Balseiro (Universidad Nacional de Cuyo), 8400 San Carlos de Bariloche, Argentina.*

<sup>2</sup> *Instituto de Nanociencia y Nanotecnología (INN), CONICET-CNEA, Argentina.*

<sup>3</sup> *The Abdus Salam International Center for Theoretical Physics, Strada Costiera 11, 34151 Trieste, Italy*

(Dated: June 25, 2021)

We report on a mechanism to optimize the generation of steady-state entanglement in a system of coupled qubits driven by microwave fields. Due to the interplay between Landau-Zener-Stückelberg pumping involving three levels and a subsequent fast relaxation channel, which is activated by tuning the qubits-reservoir couplings, a maximally entangled state can be populated. This mechanism does not require from the fine-tuning of multiphoton-resonances but depends on the sign of the qubit-qubit coupling. In particular, we find that by a proper design of the system parameters and the driving protocol, the two-qubits steady-state concurrence can attain values close to 1 in a wide range of driving amplitudes. Our results may be useful to gain further insight into entanglement control and manipulation in dissipative quantum systems exposed to strong driving.

## I. INTRODUCTION

The creation of on demand entangled states for coupled qubits systems exposed to dissipative environments is a challenge requirement to be fulfilled for most quantum operations. It is thus crucial to study the generation and control of entanglement in open quantum systems. Several proposals have shown that noise and coupling to the environment can be used in certain situations to obtain steady-state entanglement from dissipative processes. Besides the specific design of the qubit-qubit interaction, strategies based on engineering the quantum reservoir or the system-reservoir coupling in order to stabilize entanglement and to achieve quantum controlled state preparation have been tested [1–11]. These approaches require an external coherent driving field, and following this route two different regimes have been explored so far.

For weak resonant driving, experimental demonstrations of entanglement stabilization are based on tailoring the relaxation rates in order to generate a nontrivial non-equilibrium dynamics which leads to a highly entangled steady state. Examples of these strategies have been followed in atomic ensembles [4], trapped ions [3, 5, 9] and superconducting qubits [7, 8, 10, 12, 13] and on general basis involve three levels and the tuning of specific resonances among them. More recently, Ref. [14] proposed a frequency-modulation of a periodically pump laser to achieve an accelerated formation of dissipative entangled steady state in Rydberg atoms.

For non resonant and *large* amplitude periodic drivings, a mechanism relying on the amplitude-modulation of the periodic (ac) signal was recently proposed for generating dissipative steady-state entanglement in a solid-state qubits system interacting with a thermal bath [15]. In analogy to well known protocols used to study Landau-Zener-Stückelberg (LZS) interferometry, multiphoton resonances [16–25] and bath-mediated population inversion [26–29] in two-level systems, entanglement in the steady state has been induced and tuned by changing the amplitude of the ac field in a system composed

of two driven and coupled superconducting qubits.

Interestingly, and depending on the relevant time scales, three different scenarios for entanglement evolution have been found in Ref.[15]: (i) A dynamic generation of entanglement at multiphoton resonances for time scales below the decoherence time, in accordance with previous results for non dissipative evolutions [30, 31], (ii) *entanglement blackout*, or entanglement destruction due to decoherence with the environment, for time scales longer than decoherence but shorter than the relaxation time and (iii) the generation of steady state entanglement out but close to specific multiphoton resonances for long times (above the relaxation time), with the possibility to enhance entanglement by tuning the driving amplitude. As has been discussed in detail in Ref.[15], the generation of steady state entanglement requires two levels and some fine tuning of parameters in order to be close but out of specific resonances, a fact that could be considered as a possible limitation for the proposed scheme.

The high-tunability of superconducting qubits, besides demonstrating the full control of the inductive, capacitive and Ising-like type of coupling between qubits [32–35], enables to efficiently modify the coupling strengths between each qubit and the electromagnetic environment [36–41]. As we show in this work this last tool opens a new avenue for steady state entanglement stabilization. By considering that each qubit is coupled with a different strength to the thermal bath, it may be possible to create steady state maximal entanglement in an efficient way without fine tuning of a particular multiphoton resonance. In this case, the entanglement creation involves three levels and the relaxation is dominated by a decay channel whose contribution is negligible in the case of identical qubit-bath couplings strengths.

The paper is organized as follows: in Sec. II we introduce the physical model and the Hamiltonian for two-coupled qubits driven by strong ac fields. In addition we define the system-bath configuration employed to compute the dissipative open-system dynamics. In Sec. III we analyze the off-resonance three-level mechanism (O3L) for entanglement creation. Other scenarios which involve

the tuning of specific resonance conditions for entanglement generation are discussed in Sec. IV, where we also explain why in these cases the steady state entanglement is lower than for the O3L. Conclusions and perspectives are given in Sec. V.

## II. PHYSICAL MODEL

We consider two coupled qubits with Hamiltonian  $H_s(t) = H_0 + V(t)$ , where

$$H_0 = \sum_{i=1}^2 \left( -\frac{\epsilon_0}{2} \sigma_z^{(i)} - \frac{\Delta_i}{2} \sigma_x^{(i)} \right) - \frac{J}{2} \left( \sigma_+^{(1)} \sigma_-^{(2)} + \sigma_-^{(1)} \sigma_+^{(2)} \right)$$

and  $\sigma_{z,x,+,-}^{(i)}$  are the Pauli matrices in the Hilbert space of qubit  $i$ . The parameters  $\Delta_1, \Delta_2, J$  are fixed by device design and  $\epsilon_0$  can be controlled experimentally. This type of Hamiltonian can be realized, for instance, in superconducting qubits [32, 42–47] where the qubit-qubit interaction term gives rise to non trivial entangled (eigen) states of  $H_0$ . The additional term

$$V(t) = -A \cos(\omega t) \left( \sigma_z^{(1)} + \sigma_z^{(2)} \right) / 2,$$

which contains the external ac field of amplitude  $A$  and frequency  $\omega$  [30, 31, 48–51] is usually implemented to study Landau-Zener-Stückelberg interferometry in driven qubits [16, 52].

Figure 1 shows the energy spectra of  $H_0$  as a function of the detuning  $\epsilon_0$  for  $J < 0$  [Fig. 1(a)] and  $J > 0$  [Fig. 1(b)]. In both cases, the Hamiltonian  $H_0$  for  $\Delta_1, \Delta_2 \ll \epsilon_0$ , has two entangled eigenstates  $|e_{\pm}\rangle \approx \frac{1}{\sqrt{2}}(|01\rangle \pm |10\rangle)$  (in the basis spanned by the eigenstates of  $\sigma_z^{(1)} \otimes \sigma_z^{(2)}$ ) with eigenenergies  $E_{e_{\pm}} \approx \mp |J|/2$ , and two separable eigenstates  $|s_0\rangle \approx |00\rangle$  and  $|s_1\rangle \approx |11\rangle$ , with eigenenergies  $E_{s_0} \approx -\epsilon_0$  and  $E_{s_1} \approx \epsilon_0$ , respectively (see Appendix B for explicit expressions of the eigenstates of  $H_0$  computed using perturbation theory).

In the following we label the states by  $|k\rangle$ , with  $k = 0, \dots, 3$ , according to their energy ordering. For instance, the ground state is  $|0\rangle$ , the first excited state is  $|1\rangle$ , and so on. The energy ordering of the separable and entangled states depends on the sign of  $J$  and on the value of  $\epsilon_0$  relative to  $\epsilon_c = |J|/2$ , as can be seen in Fig. 1. Notice that the ground state is entangled ( $|0\rangle \approx |e_{\mp}\rangle$ ) for  $|\epsilon_0| < \epsilon_c$  and separable ( $|0\rangle \approx |s_0\rangle$ ) for  $|\epsilon_0| > \epsilon_c$ .

To analyze the open system dynamics it is customary to model the thermal environment by an harmonic-oscillator bath described by a Hamiltonian  $H_b$  and the coupling between the system and the bath by  $H_{sb}$ , being the global Hamiltonian  $\mathcal{H}(t) = H_s(t) + H_b + H_{sb}$ . We choose  $H_{sb} = \mathcal{A} \otimes \mathcal{B}$ , being  $\mathcal{B}$  an observable of the bath and

$$\mathcal{A} = \gamma_1 \sigma_z^{(1)} + \gamma_2 \sigma_z^{(2)}, \quad (1)$$

the system operator which, under the assumption of weak system-bath interaction, is taken linear in the coupling

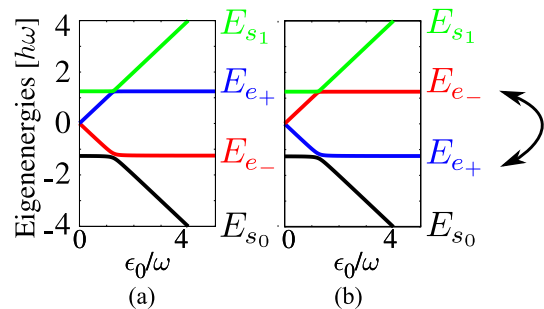


FIG. 1. Eigenenergies of  $H_0$  as a function of  $\epsilon_0/\omega$  for  $J/\omega = -2.5$  (a) and  $J/\omega = 2.5$  (b). Both spectra are computed for  $\Delta_2/\Delta_1 = 1.5$ , and  $\Delta_1/\omega = 0.1$ . For further analysis we normalized parameters in terms of  $\omega$ . See text for details.

strengths  $\gamma_{1,2}$ . Notice that other functional forms for the  $\mathcal{A}$  operator can be also considered, but we use this one in order to model a realistic situation for SC-qubits coupled to the electromagnetic environment, that we consider as a thermal bath at temperature  $T_b$  and with an Ohmic spectral density  $J(\Omega) = \kappa \Omega e^{-|\Omega|/\omega_c}$ .

The dynamics of the reduced density matrix of the two coupled qubits  $\rho(t) = \text{Tr}_b(\rho_{tot})$  is obtained by tracing out the degrees of freedom of the bath from the global density matrix  $\rho_{tot}$ . We numerically solve the corresponding quantum master equation for the reduced density matrix, under the Floquet-Born-Markov approach [15, 29, 53–55], which allows the treatment of open systems under periodic drivings of arbitrary strength and frequency (more details are given in App.(A)). The entanglement between the two qubits is quantified by the concurrence, which is defined as  $C = \max\{0, \lambda_4 - \lambda_3 - \lambda_2 - \lambda_1\}$ , being  $\lambda_i$ 's the real eigenvalues in decreasing order of the matrix  $R = \sqrt{\sqrt{\tilde{\rho}} \tilde{\rho} \sqrt{\tilde{\rho}}}$ , with  $\tilde{\rho} = \sigma_y^{(1)} \otimes \sigma_y^{(2)} \rho^* \sigma_y^{(1)} \otimes \sigma_y^{(2)}$  [56]. From  $\rho(t)$  and  $\bar{\rho}_\infty$  ( $\langle \dots \rangle$  means averaged over one driving period  $2\pi/\omega$ ) we compute the time dependent and the steady state concurrences,  $C(t)$  and  $C_\infty$  respectively, when the system is initially prepared in a separable (ground) state of  $H_0$ .

## III. STEADY STATE ENTANGLEMENT GENERATION: OFF-RESONANCE THREE LEVELS MECHANISM

In a previous work [15] we have shown that for a strong ac driving, i.e for large enough amplitudes  $A$ , steady state entanglement can be generated near some multiphoton resonances, when the initial ground state is disentangled (a condition that in our model corresponds to  $|\epsilon_0| > \epsilon_c$ ).

The entanglement generation studied in Ref.[15] assumed that both driven qubits were coupled to the thermal bath with the same strength ( $\gamma_1 = \gamma_2$  in Eq.(1)).

In the following, we extend the analysis by considering  $\gamma_2 = \xi \gamma_1$ , being  $\xi \leq 1$  the parameter that quantifies the relative degree of coupling between each qubit and the thermal bath. As we will show, for  $\xi \neq 1$  and  $\Delta_1 \neq \Delta_2$

an extra relaxation channel opens, providing a new avenue to maximize the steady state concurrence and enlarge significantly the region in parameters space where entanglement can be generated.

Hereafter we fix  $\Delta_2/\Delta_1 = 1.5$ ,  $\Delta_1 = 0.1\omega$ , the bath temperature  $T_b/\omega = 0.00467$  ( $\sim 20$  mK for typical superconducting qubits) and  $\kappa = 0.001$ . We also set  $\gamma_1 = 1$  and  $\gamma_2 = \xi$  for numerical calculations.

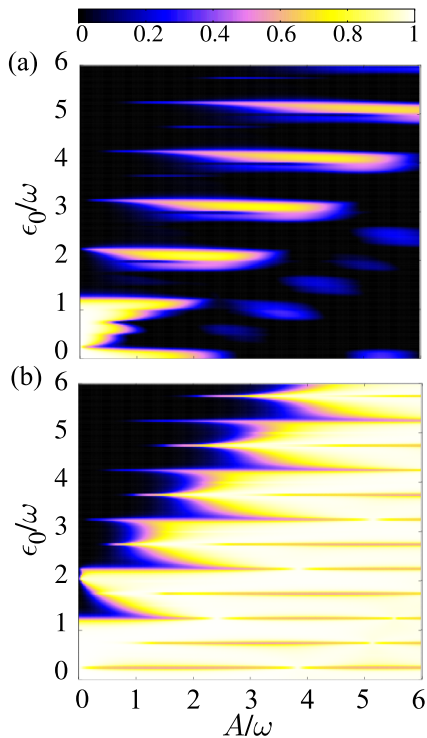


FIG. 2. Colour map of  $C_\infty$  versus  $A/\omega$  and  $\epsilon_0/\omega$  for  $\xi = 1$  (a) and  $\xi = 0.1$  (b), with  $\gamma_1 = \gamma$  and  $\gamma_2 = \xi\gamma_1$ . Both cases are computed for  $J/\omega = -2.5$ . See text for details.

We will analyze in what follows the results for  $J < 0$  (see App.D for the case  $J > 0$ ). Fig.2 shows the intensity plot of the steady state concurrence  $C_\infty$  as a function of  $A/\omega$  and  $\epsilon_0/\omega$  for  $J/\omega = -2.5$ . For this case, we have chosen two different couplings in the system operator  $\mathcal{A}$  (Eq.(1)):  $\xi = 1$  (Fig.2 (a))-already studied in Ref.[15], and  $\xi = 0.1$  (Fig.2 (b)) corresponding to very dissimilar qubit-bath couplings. As it is evident, the steady-state concurrence exhibits striking differences.

For  $\xi = 1$ , the structure of  $C_\infty$  shown in Fig.2(a) has been explained in [15]. There is entanglement generation for  $|\epsilon_0| > \epsilon_c$ , as a result of a near-resonance mechanism involving two levels (N2L) [28, 29], mediated by the interplay of the external driving and the relaxation process that induce the required population inversion. In particular, the N2L takes place for  $\epsilon_0 > \epsilon_c$  near to (but out off) a specific multiphoton resonance condition, that sets the energy difference between the separable ground state  $|0\rangle \approx |s_0\rangle$  and the entangled state  $|e_-\rangle$  to  $\Delta E_{se} \sim \epsilon_0 - |J|/2 = n\omega$  with  $n \in \mathbb{Z}$  [15]. For these cases, and by adequately tuning a range of driving am-

plitudes  $A$ , the system can be excited from the initial ground state to a virtual multiphoton state, which in the steady state relaxes to the maximally entangled Bell's state  $|e_-\rangle$  (notice that this implies having attained population inversion). Thus a steady concurrence  $C_\infty \lesssim 1$  is obtained near these resonances by tuning the amplitude  $A$ , as it is displayed in Fig.2(a).

For  $\xi = 0.1$  the steady state concurrence exhibits a very different behavior:  $C_\infty \simeq 1$  in Fig.2(b) over almost all the available parameter space  $\{A, \epsilon_0\}$ , without requiring from a specific ‘‘close to a resonance’’ condition. Notice that the region  $|\epsilon_0| < \epsilon_c$  is entangled for amplitudes  $A \rightarrow 0$ , as the initial ground state is entangled for detunings satisfying the above condition.

As we will discuss below, this new behavior results from an *off-resonance three level* (O3L) mechanism based on: (i) Landau-Zener pumping from the ground state  $|0\rangle$  to an ancillary excited state  $|2\rangle$  and (ii) fast relaxation from the ancillary  $|2\rangle$  to the entangled state  $|1\rangle \approx |e_-\rangle$ . The sequence of transitions  $|0\rangle \rightarrow |2\rangle \rightarrow |1\rangle$  leads to a continuous transfer of population from the ground state  $|0\rangle \approx |s_0\rangle$  to the entangled state  $|1\rangle \approx |e_-\rangle$ , thus giving a steady state with concurrence  $C_\infty \simeq 1$ .

To illustrate the O3L mechanism  $|0\rangle \rightarrow |2\rangle \rightarrow |1\rangle$ , we start by computing for  $\xi = 0.1$  the diagonal elements (populations) of the two qubits reduced density matrix  $\rho_{kk}(t)$  ( $k = 0, \dots, 3$ ) as a function of time  $t$ , in a typical off-resonance case  $\epsilon_0/\omega = 3.7$ , and for a driving amplitude  $A/\omega = 3.8$ .

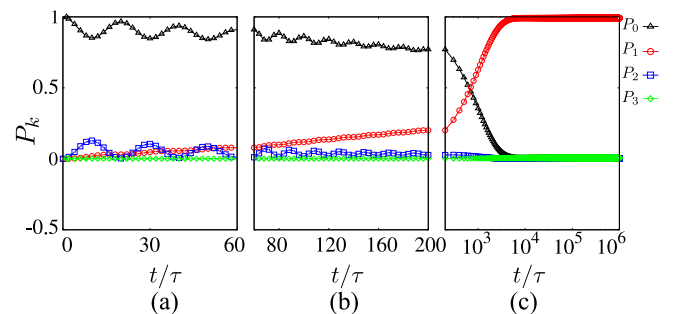


FIG. 3. Plots of the populations  $P_k$ , computed in the eigenstates basis of  $H_0$ , as a function of normalized time  $t/\tau$  ( $\tau = 2\pi/\omega$ ) for  $\xi = 0.1$ . Plots (a) and (b) are in linear time scale, while plot (c) is in logarithm scale. The detuning is  $\epsilon_0/\omega = 3.7$  (off-resonance) and the driving amplitude  $A/\omega = 3.8$ . Other parameters are the same as in Fig.2.

As it is shown in Fig.3(a), the short-time dynamics induced by the driving mainly involves the coherent evolution of two states: the initial ground state  $|0\rangle$  and the second excited state  $|2\rangle$ , to which population is transferred via the driving induced Landau-Zener transitions at the energy levels avoided crossing (*Landau-Zener pumping*). A necessary condition to accomplish this is that the driving amplitude  $A$  must be enough to reach the avoided crossing at  $\epsilon_0 = \epsilon_c$ , i.e.  $A > A_c \equiv |\epsilon_0| - \epsilon_c$ . Therefore,  $A \sim A_c$  is the characteristic crossover amplitude necessary to activate the Landau-Zener pumping here de-

scribed ( $|0\rangle \rightarrow |2\rangle$  transfer).

For the present case of Fig.3(a) is  $A = 3.8\omega > A_c = 2.45\omega$  and thus Landau-Zener pumping is active. Notice that since  $\epsilon_0/\omega = 3.7$  does not correspond to a resonance among these two states, there is only a partial transfer of population from  $|0\rangle \rightarrow |2\rangle$ .

As time increases [Fig.3(b)], a direct transition from the ancillary state  $|2\rangle$  to the state  $|1\rangle$  takes place. The population  $\rho_{11}(t)$  of the first excited state starts to grow while the decay of the  $\rho_{22}(t)$  and  $\rho_{00}(t)$  populations is evident. Finally, for long times after full relaxation, the entangled first excited state  $|1\rangle \approx |e_-\rangle$  is fully populated, see Fig.3(c). This *fast relaxation* transition is possible whenever the relaxation mechanism is dominated by the decay rate  $\Gamma_{12}$  connecting the states  $|2\rangle \rightarrow |1\rangle$ , as we will analyze below.

A first and straightforward estimate of the transition rates between the eigenstates  $|l\rangle$  and  $|k\rangle$  can be obtained from a Fermi Golden rule (FGR) calculation

$$\Gamma_{kl} = \frac{2\pi}{\hbar} g(E_{lk}) |\langle l|\mathcal{A}|k\rangle|^2, \quad (2)$$

where  $\mathcal{A}$  is the observable of the system defined in Eq.(1),  $E_{lk} = E_l - E_k$ , and  $g(E)$  accounts for the bath spectral density and thermal factors (see App.C). Since we are considering low temperatures, thermal excitations are negligible and thus the relevant decay rates are  $\Gamma_{kl}$  for  $l > k$ . A perturbative calculation for  $\Delta_1, \Delta_2 \ll |\epsilon_0|$  gives for  $\epsilon_0 > \epsilon_c$  (see App.C for the complete derivation)

$$\begin{aligned} \Gamma_{12} &\propto (1 - \xi)^2, \\ \Gamma_{02} &\propto \left(\frac{\bar{\Delta}}{\epsilon_c}\right)^2 (1 + \xi)^2, \\ \Gamma_{23} &\propto \left(\frac{\bar{\Delta}}{\epsilon_c}\right)^2 (1 + \xi)^2, \\ \Gamma_{01} &\propto \left(\frac{\bar{\Delta}}{\epsilon_c}\right)^2 (1 - \xi)^2 \end{aligned} \quad (3)$$

with  $\bar{\Delta} = (\Delta_1 + \Delta_2)/2$ , neglecting terms depending on  $|\Delta_1 - \Delta_2| < \bar{\Delta}$ , and prefactors (of the order of unity) depending on  $\epsilon_0/\epsilon_c$ .

From Eq.(3) it is clear that for  $\xi = 1$ ,  $\Gamma_{12}$  vanishes and the largest transition rates are  $\Gamma_{23}$  and  $\Gamma_{02}$ . In this case the system will tend to relax to the ground state  $|s_0\rangle$ , as Fig.4(b) shows schematically. On the other hand, for  $\xi \rightarrow 0$  the rate  $\Gamma_{12}$  attains its maximum value and is by far the largest one, providing the fast relaxation mechanism that results in the entangled state  $|e_-\rangle$  being fully populated, also shown schematically in Fig.4(a). We plot in Fig.5(a) the most relevant relaxation rates as a function of  $\xi$ , estimated with the FGR and using the full expressions given in App.C. As can be seen, there is a characteristic  $\xi = \xi_c$  such that  $\Gamma_{02}, \Gamma_{23} \gg \Gamma_{12}$  for  $\xi > \xi_c$  and  $\Gamma_{12} \gg \Gamma_{02}, \Gamma_{23}$ , for  $\xi < \xi_c$ . From Eq.(3), one obtains  $1 - \xi_c \propto \bar{\Delta}/\epsilon_c$ .

To simplify the analytical calculations we have neglected the dependence of  $\Gamma_{kl}$  on the driving amplitude,

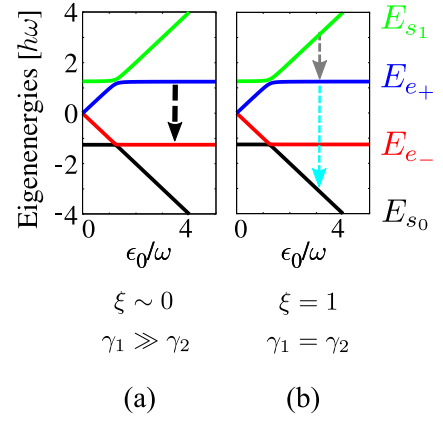


FIG. 4. Eigenenergy spectrum as a function of  $\epsilon_0/\omega$ . The most relevant relaxation processes for  $\xi \sim 0$  (a) and  $\xi = 1$  (b) are sketched by arrows. The results correspond to  $J/\omega = -2.5$ ,  $\epsilon_0 = 3.7\omega$  and no driving, i.e.  $A/\omega = 0$ . Other parameters are the same as in Fig.2.

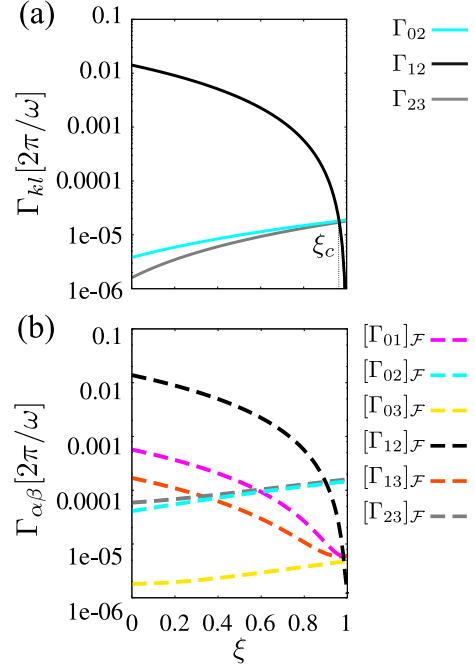


FIG. 5. Plots of the transition rates as a function of  $\xi$  for the off-resonance case  $\epsilon_0 = 3.7\omega$ . (a) Analytical results  $\Gamma_{kl}$  computed in the eigenstate basis, employing Eq.(C2) of App.C. The value of  $\xi_c$  is indicated. (b)  $\Gamma_{\alpha\beta}$  computed in the Floquet basis for  $A/\omega = 3.8\omega$ . Other parameters are the same as in Fig.2.

since we have computed the transition rates among eigenstates of the undriven Hamiltonian  $H_0$ . However, the natural basis to compute the transition rates in the case of a strongly driven system is the Floquet basis  $\mathcal{F}$ , in which the density matrix in the steady state becomes diagonal [29]. Following this route, in Fig.5(b) we plot the transition (relaxation) rates  $\Gamma_{\alpha\beta}$  computed numerically in the Floquet basis  $\mathcal{F}$  [15, 28, 29] as a function of  $\xi$ , for

the considered off-resonant situation,  $\epsilon_0/\omega = 3.7$ .

To each Floquet state we can associate the  $H_0$  eigenstate to which it tends for  $A \rightarrow 0$ . We have then labeled the Floquet states  $\alpha, \beta, \gamma, \delta$  following the same ordering than the eigenstates of  $H_0$  (this is a reasonable choice since quasienergies do not cross for out of resonance conditions [21, 28, 57]). Notice that the rates in the Floquet basis,  $[\Gamma_{12}]_{\mathcal{F}}$ ,  $[\Gamma_{02}]_{\mathcal{F}}$  and  $[\Gamma_{23}]_{\mathcal{F}}$ , have a functional dependence on  $\xi$  similar to the estimates given in Eq.(3), and shown in Fig.5(a). In particular for  $\xi = 1$  the largest transition rates are  $[\Gamma_{23}]_{\mathcal{F}}$  and  $[\Gamma_{02}]_{\mathcal{F}}$ , while for  $\xi \rightarrow 0$  the relaxation process is dominated by  $[\Gamma_{12}]_{\mathcal{F}}$ , in correspondence with the previous description. As it is discussed in App.C, for out of resonance situations the rates computed in the Floquet basis,  $\Gamma_{\alpha\beta}$ , give essentially the same qualitative information regarding the main relaxation processes than the rates computed in the eigenbasis of  $H_0$ ,  $\Gamma_{kl}$ .

Taking into account that the most accurate description is in terms of the Floquet transition rates, the crossover  $\xi_c$  should be defined from the condition  $[\Gamma_{12}]_{\mathcal{F}} = [\Gamma_{02}]_{\mathcal{F}}$ . Thus in general  $\xi_c$  will depend on the driving amplitude  $A$ .

From the above discussion we stress that to attain the O3L mechanism the conditions  $A \gtrsim A_c$  (Landau-Zener pumping) and  $\xi \lesssim \xi_c$  (fast relaxation) have to be fulfilled simultaneously. This is confirmed in Fig.6, where  $C_\infty$  is plotted as a function of  $\xi$  and  $A/\omega$  for the mentioned off-resonance condition. For  $\xi = 1$  there is no noticeable entanglement creation for all the explored values of the amplitude  $A$  (see also Fig.2(a) for  $\epsilon_0/\omega = 3.7$ ), while for  $\xi < \xi_c$ , a finite concurrence  $C_\infty > 0$  is obtained. It is also clear from Fig.6 that  $\xi_c$  has a modulation with  $A$ , as expected from the previous discussion on the Floquet relaxation rates.

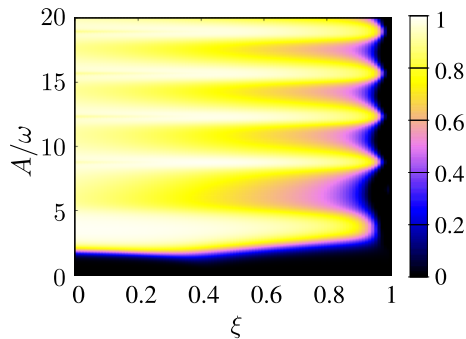


FIG. 6. Intensity plot of  $C_\infty$  versus  $\xi$  and  $A/\omega$  for the off-resonance case  $\epsilon_0/\omega = 3.7$ . Other parameters are the same as in Fig.2.

We emphasize that driving and dissipation are the two key ingredients to generate entanglement- as in the case of identical qubit-bath couplings studied in Ref.15. However the entanglement generation here described does not require to tune a given resonance condition but to tailor the system-bath interaction to allow for the needed relaxation channel.

So far we have shown that the generation of steady state entanglement for  $\xi \neq 1$  and for off-resonant situations, relies on the O3L mechanism described along this section. Despite we have focused on a specific value of  $J = -2.5\omega$ , the O3L mechanism rules the generation of entanglement in off-resonant situations for  $\xi \neq 1$  and general values of  $J < 0$ , as we discuss in App.D.

However, the O3L mechanism is completely suppressed for  $J > 0$ . In this case the first and second excited states are switched between each other  $|e_-\rangle \leftrightarrow |e_+\rangle$  ( $1 \leftrightarrow 2$ ). In particular for  $\xi \rightarrow 0$ , in addition to  $[\Gamma_{12}]_{\mathcal{F}}$ , the second relevant relaxation rate becomes  $[\Gamma_{02}]_{\mathcal{F}}$ , activating the decay process  $|2\rangle \rightarrow |0\rangle$  that tends to populate the ground state at long times (see App. D for a detailed discussion).

#### IV. DYNAMICS OF ENTANGLEMENT GENERATION AT RESONANCES

The reduction in the amount of entanglement at resonances  $\epsilon_0 \pm |J|/2 \sim m\omega$  is evident for example in Fig.2, along the straight lines where  $C_\infty \sim 0.5$ , and in Fig.7(a), where we plot  $C_\infty$  as a function of  $\epsilon_0$  for  $A = 3.8\omega$ .

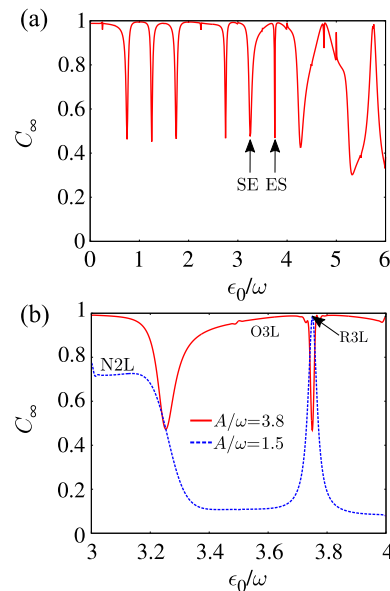


FIG. 7. (a) Plot of  $C_\infty$  as a function of  $\epsilon_0/\omega$  for the driving amplitude  $A/\omega = 3.8$ . The resonances  $\epsilon_0/\omega = 3.25$  (SE) and  $\epsilon_0/\omega = 3.75$  (ES) are indicated by arrows. (b) Zoom-in plot near the SE and ES resonances for amplitude  $A/\omega = 3.8$  (red) and  $A/\omega = 1.5$  (blue). The labels N2L, R3L and O3L indicate the main mechanisms for entanglement generation described in the text. Other parameters are the same as in Fig.2

We distinguish two types of resonances: (i) resonances between the separable state  $|0\rangle$  and the entangled state  $|1\rangle$ , for  $\epsilon_0 \sim m\omega + |J|/2$ , which we name SE resonance, and (ii) resonances between the entangled state  $|1\rangle$  and the separable state  $|3\rangle$ , for  $\epsilon_0 \sim m\omega - |J|/2$ , which we name ES resonance. In what follows we will study the

detailed dynamics of entanglement generation for two examples of these resonances:  $\epsilon_0/\omega = 3.25$  (SE) and  $\epsilon_0/\omega = 3.75$  (ES), which are indicated by arrows in Fig.7(a).

The time-evolution of the populations  $P_k(t) = \langle k|\rho(t)|k\rangle$  computed in the eigenstate basis of  $H_0$  is shown in Fig.8 for  $\epsilon_0/\omega = 3.25$ , which, as we mentioned, corresponds to a multiphoton resonance condition between the states  $\{|0\rangle = |s_0\rangle\}$  and  $\{|1\rangle = |e_-\rangle\}$  (SE resonance). Since the initial state is the ground state ( $P_0(0) = 1$ ), at short times there is a coherent oscillatory exchange of population with the first excited state, as shown in Fig.8(a). Notice that there are not intermediate populated levels ( $P_2 = P_3 = 0$ ), and the coherence between  $\{|s_0\rangle, |e_-\rangle\}$  dies off at longer times due to decoherence effects. The final steady state populations are  $P_0 = P_1 = 0.5$ , see Fig.8(b). Since  $|0\rangle$  is separable while  $|1\rangle$  is a entangled state, a partial entanglement generation is attained with  $C_\infty \simeq 0.5$ .

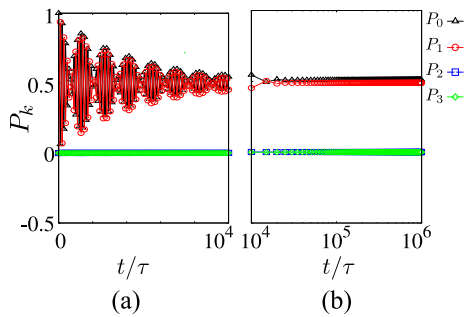


FIG. 8. Plots of the populations  $P_k$ , computed in the eigenstates basis of  $H_0$ , as a function of normalized time  $t/\tau$  ( $\tau = 2\pi/\omega$ ) for  $\xi = 0.1$ . The detuning is  $\epsilon_0/\omega = 3.25$  (SE resonance) and the driving amplitude is  $A/\omega = 3.8$ . Other parameters are the same as in Fig.2. Plot (a) is in linear time scale and plot (b) in logarithm time scale.

The example corresponding to the second type of resonance (ES) is shown for  $\epsilon_0/\omega = 3.75$  in Fig.9, which displays the time-evolution of the populations  $P_k$  computed in the eigenstate basis. In this case, the dynamics at intermediate times is richer because for this  $\epsilon_0$  a simultaneous resonance condition between the states  $\{|0\rangle, |2\rangle\}$  and  $\{|1\rangle, |3\rangle\}$  takes place. For short times (as the system starts in the ground state) the populations  $P_0$  and  $P_2$  exhibit well-defined Rabi-like oscillations due to the resonance condition. As soon as the  $|2\rangle$  state starts to be populated, there is a fast decay from this state to the  $|1\rangle$  state, as can be observed for times  $t \lesssim 100\tau$  in Fig.9(a). This  $|0\rangle \leftrightarrow |2\rangle \rightarrow |1\rangle$  process corresponds to the standard three level mechanism at a resonance (R3L), which induce a net transfer of population to the first excited state, mediated by resonant pumping from the ground state to a second excited state. Once the  $|1\rangle$  state is populated, the resonance with the  $|3\rangle$  dominates the dynamics, giving place to an oscillatory exchange between these two states for times ( $t \gtrsim 200\tau$ ), as shown in Fig.9(b). These oscillations die off for  $t \sim 4.10^3\tau$  due

to dissipative effects, and the steady-state system is ultimately reached, as Fig.9(c) shows. The steady-state populations are  $P_1 \sim 0.5$  and  $P_3 \sim 0.5$ , leading to a concurrence  $C_\infty \sim 0.5$ .

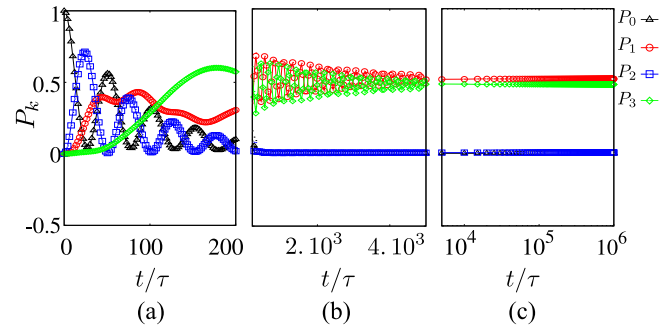


FIG. 9. Plots of the populations  $P_k$  computed in the eigenstates basis of  $H_0$ , as a function of normalized time  $t/\tau$  ( $\tau = 2\pi/\omega$ ) for  $\xi = 0.1$ . The detuning is  $\epsilon_0/\omega = 3.75$  (ES resonance) and the driving amplitude is  $A/\omega = 3.8$ . Other parameters are the same as in Fig.2. Plots (a) and (b) are in linear time scale, while plot (c) is in logarithm scale.

The difference in the entanglement generation for the two types of resonances becomes more evident for low driving amplitudes. For  $A \lesssim A_c$  the O3L mechanism is turned off since the Landau-Zener transfer to higher states is suppressed, and thus the other mechanisms for entanglement generation at resonances are unveiled. This is well-illustrated in Fig.7(b) for the amplitude  $A = 1.5\omega < A_c$ . Notice that at one side of the SE resonance ( $\epsilon_0/\omega = 3.25$ ) there is entanglement generation due to the N2L mechanism involving  $|0\rangle \leftrightarrow |1\rangle$  and thus the dependence of  $C_\infty$  with  $\epsilon_0$  is asymmetric around this resonance, as has been already discussed in Ref.15. On the other hand, for the ES resonance ( $\epsilon_0/\omega = 3.75$ ), the entanglement generation for low  $A$  is through the standard R3L mechanism with resonant pumping  $|0\rangle \leftrightarrow |2\rangle$  followed by the fast decay  $|2\rangle \rightarrow |1\rangle$ . In this case, the dependence of  $C_\infty$  with  $\epsilon_0$  shows a narrow symmetric peak around this resonance.

## V. CONCLUSIONS

We have presented an off-resonance three level (O3L) mechanism for steady-state entanglement generation in strongly driven qubits. The mechanism does not require the fine tuning of specific photon resonances as in the standard R3L mechanism, and it is not limited to a certain range of driving amplitudes, as in the N2L mechanism [15]. Unlike these cases, the O3L mechanism is efficient to generate steady entanglement in a wide range of parameters, above a threshold of bath coupling asymmetry and driving amplitude.

The proposed strategy for entanglement generation is based on the same principle used for microwave cooling of superconducting qubits in [58], which essentially consists

of the excitation to a higher level through a non-resonant process based on Landau-Zener transitions, plus the tuning of a fast relaxation channel to the desired final state. In the microwave cooling case this protocol has been very efficient to pump population from the first excited state to the ground state, significantly lowering the effective temperature of the qubit. In our case, the O3L mechanism achieves the active pumping of population from the separable ground state to an entangled excited state.

Small gap superconducting qubits are a good architecture to study quantum dynamics and quantum control processes based on Landau-Zener transitions [16, 52, 58–60]. For instance, Campbell *et al* [59] have shown recently that through the use of non resonant Landau-Zener transitions is possible to achieve high-fidelity single qubit operations in these devices. Circuits of coupled small gap superconducting qubits, with added control of the system-bath coupling, are possible candidates for the implementation of the entanglement generation mechanism proposed here.

## ACKNOWLEDGMENTS

We acknowledge support from CNEA, CONICET (PIP11220150100756), UNCuyo (P 06/C591) and ANPCyT (PICT2016-0791).

## Appendix A: Floquet-Markov Master Equation

As mentioned in Sec. II the open system dynamics can be described by the global Hamiltonian  $\mathcal{H}(t) = H_s(t) + H_b + H_{sb}$ , where  $H_s(t) = H_0 + V(t)$  the Hamiltonian of two coupled qubits  $H_0$  driving by a periodic external fields  $V(t)$ . Since  $H_s(t) = H_s(t + \tau)$  is periodic in time, with  $\tau = 2\pi/\omega_0$  the driving period, it is customary to employ the Floquet formalism to solve the dynamics. [57, 61–63] In the Floquet formalism the solutions of the time dependent Schrödinger equation are of the form  $|\Psi_\alpha(t)\rangle = e^{i\gamma_\alpha t/\hbar}|u_\alpha(t)\rangle$ , where the Floquet states  $|u_\alpha(t)\rangle$  satisfy  $|u_\alpha(t)\rangle = |u_\alpha(t + \tau)\rangle = \sum_K |u_\alpha(K)\rangle e^{-iK\omega t}$  are eigenstates of  $[\mathcal{H}(t) - i\hbar\partial/\partial t]|u_\alpha(t)\rangle = \gamma_\alpha|u_\alpha(t)\rangle$ , with  $\gamma_\alpha$  the associated quasienergy.

We consider a bosonic thermal bath at temperature  $T_b$  described by the usual harmonic oscillators Hamiltonian  $H_b$ , which is linearly coupled to the two-qubits system in the form  $H_{sb} = g\mathcal{A} \otimes \mathcal{B}$ , with  $g$  the coupling strength,  $\mathcal{B}$  an observable of the bath and  $\mathcal{A}$  an observable of the system as defined in Eq. (1). In what follows we consider a bath with an ohmic spectral density  $J(\Omega) = \gamma\Omega e^{-|\Omega|/\omega_c}$ , with  $\omega_c$  the cutoff frequency.

The dynamics of the composed system is ruled by the von Neumann equation

$$\dot{\rho}_{tot}(t) = -\frac{i}{\hbar}[\mathcal{H}(t), \rho_{tot}(t)]; \quad (\text{A1})$$

which after tracing over the degrees of freedom of the

bath becomes an equation for the evolution of the two-qubits reduced density matrix  $\rho(t) = \text{Tr}_b(\rho_{tot}(t))$ ,

$$\dot{\rho}(t) = -\frac{i}{\hbar}\text{Tr}_b([\mathcal{H}(t), \rho_{tot}(t)]). \quad (\text{A2})$$

After expanding  $\rho(t)$  in terms of the time-periodic Floquet basis  $\{|u_\alpha(t)\rangle\}$ , ( $\alpha, \beta = 0, 1, 2, 3$ )

$$\rho_{\alpha\beta}(t) = \langle u_\alpha(t)|\rho(t)|u_\beta(t)\rangle, \quad (\text{A3})$$

the Born (weak coupling) and Markov (local in time) approximations for the time evolution are performed. In this way, the Floquet-Markov Master equation [29, 53, 57, 62, 64–68] is obtained:

$$\begin{aligned} \dot{\rho}_{\alpha\beta}(t) &= -i(\gamma_\alpha - \gamma_\beta)\rho_{\alpha\beta} - \sum_{\alpha'\beta'} \mathcal{L}_{\alpha\beta, \alpha'\beta'}(t)\rho(t)_{\alpha'\beta'}, \\ \mathcal{L}_{\alpha\beta, \alpha'\beta'}(t) &= \sum_Q \mathcal{L}_{\alpha\beta, \alpha'\beta'}^Q e^{-iQ\omega t}, \end{aligned} \quad (\text{A4})$$

with  $\mathcal{L}_{\alpha\beta, \alpha'\beta'}(t)$  the transition rates and  $Q \in \mathbb{Z}$ . The Fourier coefficients are defined as

$$\begin{aligned} \mathcal{L}_{\alpha\beta, \alpha'\beta'}^Q &= \sum_K (\delta_{\beta\beta'} \sum_\eta g_{\eta\alpha'}^K A_{\alpha\eta}^{K+Q} A_{\eta\alpha}^K \\ &+ \delta_{\alpha\alpha'} \sum_\eta g_{\eta\beta'}^{-K} A_{\eta\beta}^{K+Q} A_{\beta'\eta}^K \\ &- (g_{\alpha\alpha'}^K + g_{\beta\beta'}^{-K-Q}) A_{\alpha\alpha'}^K A_{\beta'\beta}^{K+Q}), \end{aligned} \quad (\text{A5})$$

with  $g_{\alpha\beta}^K = J(\gamma_{\alpha\beta} + K\omega)n_{th}(\gamma_{\alpha\beta} + K\omega)$ , and  $\gamma_{\alpha\beta} = \gamma_\alpha - \gamma_\beta$  and  $K \in \mathbb{Z}$ . The thermal occupation is given by the Bose-Einstein function  $n_{th}(x) = 1/(e^{x/k_B T} - 1)$ . Each  $A_{\alpha\beta}^K$  is a transition matrix element in the Floquet basis, defined as  $A_{\alpha\beta}^K = \sum_L \langle u_\alpha(L)|\mathcal{A}|u_\beta(L+K)\rangle$ , with  $|u_\alpha(L)\rangle$  the Fourier component of the Floquet state,  $L \in \mathbb{Z}$ .

By considering that the time scale  $t_r$  for full relaxation is  $t_r \gg \tau$ , the transition rates  $\mathcal{L}_{\alpha\beta, \alpha'\beta'}(t)$  can be thus approximated by their average over one period  $\tau$ ,  $\mathcal{L}_{\alpha\beta, \alpha'\beta'}(t) \sim \mathcal{L}_{\alpha\beta, \alpha'\beta'}^{Q=0}$  [53, 64], obtaining

$$\begin{aligned} \mathcal{L}_{\alpha\beta, \alpha'\beta'}^{Q=0} &= \delta_{\beta\beta'} \sum_\eta R_{\eta\eta, \alpha'\alpha} + \delta_{\alpha\alpha'} \sum_\eta (R_{\eta\eta, \beta'\beta})^* \\ &- R_{\alpha\beta, \alpha'\beta'} - (R_{\beta\alpha, \beta'\alpha'})^*, \end{aligned} \quad (\text{A6})$$

where the rates

$$R_{\alpha\beta, \alpha'\beta'} = \sum_K g_{\alpha\alpha'}^K A_{\alpha\alpha'}^K (A_{\beta'\beta}^K)^*, \quad (\text{A7})$$

can be interpreted as sums of K-photon exchange terms.

The numerical procedure is as follows. First, the Floquet components  $|u_\alpha(K)\rangle$  are obtained by solving the unitary evolution and with them, the rates  $R_{\alpha\beta, \alpha'\beta'}$  and  $\mathcal{L}_{\alpha\beta, \alpha'\beta'}^{Q=0}$  are computed. The time dependent solution of  $\rho_{\alpha\beta}(t)$  and the steady state  $\rho_{\alpha\beta}(t \rightarrow \infty)$  are finally calculated as described in Ref. [29].

## Appendix B: Eigenstates of $H_0$

In this section, we give analytical expressions for the eigenstates of the undriven-system  $H_0$  using perturbation theory in the parameters  $\Delta_i$ .

We start by writing the Hamiltonian Eq.(1) as  $H_0 = H_0^{(0)} + H_1$ , being

$$H_0^{(0)} = \sum_{i=1}^2 -\frac{\epsilon_0}{2}\sigma_z^{(i)} - \frac{J}{2} \left( \sigma_+^{(1)}\sigma_-^{(2)} + \sigma_-^{(1)}\sigma_+^{(2)} \right), \quad (\text{B1})$$

and

$$H_1 = \sum_{i=1}^2 -\frac{\Delta_i}{2}\sigma_x^{(i)}. \quad (\text{B2})$$

The eigenstates of  $H_0^{(0)}$ , spanned in the basis of  $\sigma_z^{(1)} \otimes \sigma_z^{(2)}$ , can be found by direct diagonalization, being the two Bell states  $|e_{\pm}^{(0)}\rangle = \frac{1}{\sqrt{2}}(|01\rangle \pm |10\rangle)$  with eigenenergies  $E_{e_{\pm}^{(0)}} = \mp|J|/2$  and the two separable eigenstates  $|s_0^{(0)}\rangle = |00\rangle$  and  $|s_1^{(0)}\rangle = |11\rangle$ , with eigenenergies  $E_{s_0^{(0)}} = -\epsilon_0$  and  $E_{s_1^{(0)}} = \epsilon_0$ , respectively. As we have mentioned in the main text, for both signs of  $J$ , the ground state of  $H_0^{(0)}$  is entangled ( $|e_{\mp}^{(0)}\rangle$ ) for  $|\epsilon_0| < |J|/2$  and separable ( $|s_0^{(0)}\rangle$ ) for  $|\epsilon_0| > |J|/2$ .

For  $\Delta_1, \Delta_2 \ll |\epsilon_0|$ , as we assumed in the present analysis,  $H_1$  can be considered as a perturbative term. Straightforward calculations give to first order in perturbation theory:

$$\begin{aligned} |s_0\rangle &= |s_0^{(0)}\rangle + \frac{\Delta_-}{\epsilon_0 + J/2}|e_-^{(0)}\rangle + \frac{\Delta_+}{\epsilon_0 - J/2}|e_+^{(0)}\rangle, \\ |s_1\rangle &= |s_1^{(0)}\rangle + \frac{\Delta_-}{\epsilon_0 - J/2}|e_-^{(0)}\rangle - \frac{\Delta_+}{\epsilon_0 + J/2}|e_+^{(0)}\rangle, \\ |e_-\rangle &= |e_-^{(0)}\rangle - \frac{\Delta_-}{\epsilon_0 + J/2}|s_0^{(0)}\rangle - \frac{\Delta_-}{\epsilon_0 - J/2}|s_1^{(0)}\rangle \\ |e_+\rangle &= |e_+^{(0)}\rangle - \frac{\Delta_+}{\epsilon_0 - J/2}|s_0^{(0)}\rangle + \frac{\Delta_+}{\epsilon_0 + J/2}|s_1^{(0)}\rangle, \end{aligned} \quad (\text{B3})$$

where we define  $\Delta_{\pm} = \frac{\Delta_1 \pm \Delta_2}{2\sqrt{2}}$ .

## Appendix C: Transition rates

With Eq.(B3) at hand, one can compute the transition rates  $\Gamma_{f \leftarrow i} \equiv \Gamma_{fi}$  using the Fermi Golden rule (FGR),

$$\Gamma_{fi} = \frac{2\pi}{\hbar} g(E_{if}) |\langle i | \mathcal{A} | f \rangle|^2, \quad (\text{C1})$$

where the indexes  $i$  and  $f$  indicate the initial and final states, respectively,  $E_{if} = E_i - E_f$ ,  $\mathcal{A}$  is an observable of the system defined in Eq.(1) and  $g(E) = n_{th}(E)J(E/\hbar)$ , is written as the product of the Bose-Einstein function

$n_{th}$  and  $J(\Omega)$ , the spectral density of the bath given in App.A.

Using Eq.(C1), we obtain

$$\begin{aligned} \Gamma_{12} &\sim \frac{2\pi}{\hbar} g(E_{21}) \gamma_1^2 \left[ (1 - \xi) + 2(1 + \xi) \frac{\Delta_- \Delta_+}{(\epsilon_0^2 - \frac{J^2}{4})} \right]^2, \\ \Gamma_{01} &\sim \frac{2\pi}{\hbar} g(E_{10}) \gamma_1^2 \left[ (1 - \xi) \frac{\Delta_+}{(\epsilon_0 - \frac{J}{2})} + (1 + \xi) \frac{\Delta_-}{(\epsilon_0 + \frac{J}{2})} \right]^2, \\ \Gamma_{13} &\sim \frac{2\pi}{\hbar} g(E_{31}) \gamma_1^2 \left[ (1 - \xi) \frac{\Delta_+}{(\epsilon_0 + \frac{J}{2})} + (1 + \xi) \frac{\Delta_-}{(\epsilon_0 - \frac{J}{2})} \right]^2, \\ \Gamma_{02} &\sim \frac{2\pi}{\hbar} g(E_{20}) \gamma_1^2 \left[ (1 + \xi) \frac{\Delta_+}{(\epsilon_0 - \frac{J}{2})} + (1 - \xi) \frac{\Delta_-}{(\epsilon_0 + \frac{J}{2})} \right]^2, \\ \Gamma_{23} &\sim \frac{2\pi}{\hbar} g(E_{32}) \gamma_1^2 \left[ (1 + \xi) \frac{\Delta_+}{(\epsilon_0 + \frac{J}{2})} + (1 - \xi) \frac{\Delta_-}{(\epsilon_0 - \frac{J}{2})} \right]^2, \end{aligned} \quad (\text{C2})$$

where the labeling corresponds to the eigenstates ordering given for  $J < 0$ , while  $1 \leftrightarrow 2$  for  $J > 0$ , as in this case the first and second excited states are  $|1\rangle = |e_+\rangle$  and  $|2\rangle = |e_-\rangle$ , respectively. These expressions correspond to transition rates between the eigenstates of  $H_0$ . Thus, they are adequate for describing the relaxation dynamics in the undriven system or for weak driving amplitudes.

In general, the relaxation dynamics of the strongly driven system should be discussed in terms of the transition rates  $\Gamma_{\alpha\beta}$  between Floquet states, which can be obtained as follows. After performing the secular approximation [15], Eq.(A4) transforms into a Lindblad-type equation, given by

$$\dot{\rho} = -i[H_s(t), \rho] + \sum_{\alpha\beta} \Gamma_{\alpha\beta} \left( L_{\alpha\beta} \rho L_{\alpha\beta}^\dagger - \frac{1}{2} \{L_{\alpha\beta}^\dagger L_{\alpha\beta}, \rho\} \right), \quad (\text{C3})$$

where  $L_{\alpha\beta} = |u_\alpha(t)\rangle\langle u_\beta(t)|$  are the corresponding jump operators, and the transition rates  $\Gamma_{\alpha\beta} = R_{\alpha\alpha, \beta\beta}$  can be written as

$$\begin{aligned} \Gamma_{\alpha\beta} &= \sum_n \Gamma_{\alpha\beta}^{(n)}, \\ \Gamma_{\alpha\beta}^{(n)} &= g(\gamma_{\alpha\beta} + n\omega) |A_{\alpha\beta}^n|^2, \end{aligned} \quad (\text{C4})$$

being  $\gamma_{\alpha\beta} = \gamma_\alpha - \gamma_\beta$  the quasienergies difference.

When the driving is weak, for  $A \rightarrow 0$ , the Floquet states tend to the eigenstates of  $H_0$ ,  $|u_\alpha(t)\rangle \rightarrow |i\rangle$ . Thus, for  $A = 0$  the Floquet rates  $\Gamma_{\alpha\beta}^{(A=0)}$  coincide with the eigenstate rates  $\Gamma_{ij}$ . In Fig.C.1(a) we compare the approximate expressions obtained from Eq.(C2) for the rates  $\Gamma_{ij}$  with the Floquet rates  $\Gamma_{\alpha\beta}$  computed numerically for  $A = 0$  and  $\epsilon_0/\omega = 3.7$ . Since  $\Delta_1, \Delta_2 \ll |\epsilon_0|$ , there is a good agreement between the rates approximated by Eq.(C2) and the exact numerical rates.

In the following we derive effective expressions for the rates  $\Gamma_{kl}$  between the eigenstates for finite driving amplitudes  $A \neq 0$  in terms of the Floquet transition



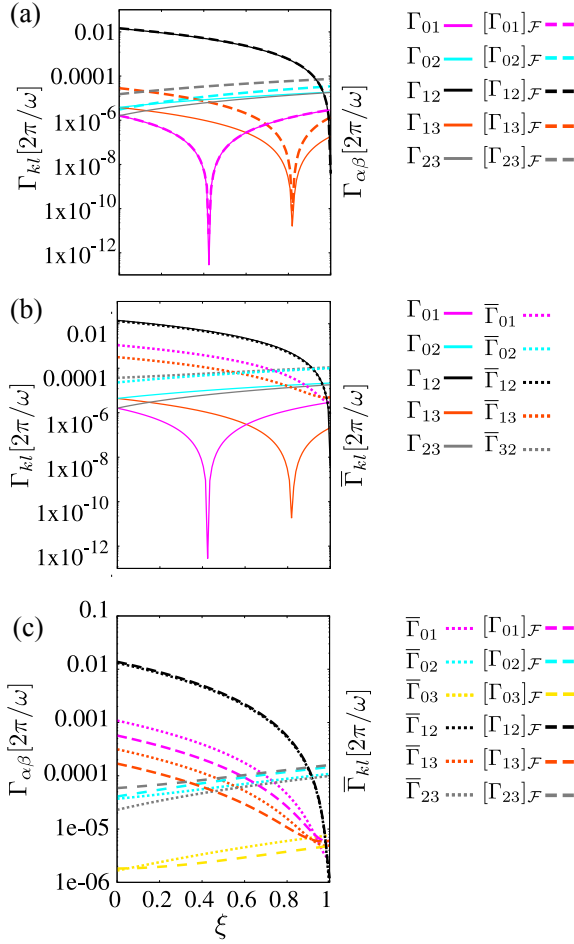


FIG. C.1. Plot of the transition rates  $\Gamma_{kl}$ ,  $\bar{\Gamma}_{kl}$  and  $\Gamma_{\alpha\beta}$  as a function of  $\xi$  for the off-resonance condition  $\epsilon_0/\omega = 3.7$ . (a) The rates  $\Gamma_{kl}$  are plotted in the eigenstates basis using the analytical estimates given by Eq.(C2) (bold lines), while  $\Gamma_{\alpha\beta}$  are numerically computed in the Floquet basis (dashed lines). Both results correspond to  $A/\omega = 0$ . (b) Rates  $\Gamma_{kl}$  plotted in (a) and rates  $\bar{\Gamma}_{kl}$  computed using Eq.(C9) (dotted lines) for  $A/\omega = 3.8$ . (c) Rates  $\bar{\Gamma}_{kl}$  plotted in (b) and rates  $\Gamma_{\alpha\beta}$  computed numerically, both for  $A/\omega = 3.8$ . Other parameters are the same as in Fig.2.

rates  $\Gamma_{\alpha\beta}$ . We start by rewriting Eq.(C3) in the interaction picture, i.e.  $\tilde{\rho} = U^\dagger(t)\rho U(t)$  with  $U(t) = \sum_{\alpha} e^{-i\gamma_{\alpha}t} |u_{\alpha}(t)\rangle\langle u_{\alpha}(0)|$ ,

$$\dot{\tilde{\rho}} = \sum_{\alpha\beta} \Gamma_{\alpha\beta} \left( \tilde{L}_{\alpha\beta} \tilde{\rho} \tilde{L}_{\alpha\beta}^\dagger - \frac{1}{2} \{ \tilde{L}_{\alpha\beta}^\dagger \tilde{L}_{\alpha\beta}, \tilde{\rho} \} \right), \quad (\text{C5})$$

with  $\tilde{L}_{\alpha\beta} = |u_{\alpha}(0)\rangle\langle u_{\beta}(0)|$ .

After performing the basis change (with  $H_0|i\rangle = E_i|i\rangle$ )

$$\begin{aligned} \tilde{L}_{\alpha\beta} &= \sum_{ij} |i\rangle\langle i| u_{\alpha}(0)\rangle\langle u_{\beta}(0)|j\rangle\langle j|, \\ &= \sum_{ij} \langle i|u_{\alpha}(0)\rangle\langle u_{\beta}(0)|j\rangle L_{ij}, \end{aligned} \quad (\text{C6})$$

with  $L_{ij} = |i\rangle\langle j|$ , and replacing into Eq.(C5), we get

$$\dot{\tilde{\rho}} = \sum_{ijkl} \bar{\Gamma}_{ij,kl} \left( L_{ij} \tilde{\rho} L_{kl}^\dagger - \frac{1}{2} \{ L_{kl}^\dagger L_{ij}, \tilde{\rho} \} \right), \quad (\text{C7})$$

with

$$\bar{\Gamma}_{ij,kl} = \sum_{\alpha\beta} \langle i|u_{\alpha}(0)\rangle\langle u_{\beta}(0)|j\rangle\langle l|u_{\beta}(0)\rangle\langle u_{\alpha}(0)|k\rangle\Gamma_{\alpha\beta}. \quad (\text{C8})$$

Further assuming that only diagonal terms dominate when the system is fully relaxed (as each Floquet state has principal weight on the associated eigenstate) the relevant rates in Eq.(C8) are  $\bar{\Gamma}_{ij,ij} \equiv \bar{\Gamma}_{ij}$ , which read

$$\bar{\Gamma}_{ij} = \sum_{\alpha\beta} |\langle i|u_{\alpha}(0)\rangle|^2 |\langle u_{\beta}(0)|j\rangle|^2 \Gamma_{\alpha\beta}. \quad (\text{C9})$$

The obtained  $\bar{\Gamma}_{ij}$  allow to define effective transition rates between eigenstates for finite driving amplitudes  $A$ . In principle, the rates  $\bar{\Gamma}_{kl}$  given by Eq.(C9) can be different than the rates for  $A = 0$  given by Eq.(C1). This is illustrated in Fig.C.1(b) where we plot the FGR estimates, Eq.(C2), and the rates  $\bar{\Gamma}_{kl}$  computed numerically for  $A/\omega = 3.8$ . In the comparison of  $A = 0$  rates with the  $A \neq 0$  effective rates we find that in spite of evident differences, the most relevant transition rates:  $\Gamma_{12}$ , that dominates the dynamics for  $\xi < \xi_c$ , and  $\Gamma_{02}$ ,  $\Gamma_{23}$ , that dominate the dynamics for  $\xi > \xi_c$ , have a similar dependence with  $\xi$ . One thus can conclude that the strength of this dominant decay channels is mainly determined by the degree of asymmetry in the qubits-bath couplings,  $1 - \xi$ , in agreement with the estimates given in Eq.(C2).

Finally in Fig.C.1(c), we compare the effective rates  $\bar{\Gamma}_{kl}$  given by Eq.(C9) with the Floquet rates  $\Gamma_{\alpha\beta}$ , both for  $A/\omega = 3.8$ ,  $\epsilon_0/\omega = 3.7$  and  $J/\omega = -2.5$ . We find that most of the rates labelled by the same indexes follow a similar trend with  $\xi$  and are in good qualitative agreement. In particular, the rates  $\Gamma_{12}$ ,  $\Gamma_{02}$  and  $\Gamma_{23}$  which dominate the main relaxation processes associated to the O3L mechanisms studied in Sec.(III), are in good quantitative agreement with their counterparts computed in the Floquet basis,  $[\Gamma_{12}]_{\mathcal{F}}$ ,  $[\Gamma_{02}]_{\mathcal{F}}$  and  $[\Gamma_{23}]_{\mathcal{F}}$ , respectively. The similarity among  $\bar{\Gamma}_{ij}$  and  $[\Gamma_{\alpha\beta}]_{\mathcal{F}}$ , reflect the fact that out of resonance the eigenstates and the Floquet states strongly overlap.

#### Appendix D: Dependence on the qubit-qubit coupling

A natural question that arises is how the entanglement generation described in Sec.II is modified as the qubit-qubit interaction strength  $J$  changes. Figure D.2 shows the intensity plot of  $C_{\infty}$  as a function of  $J/\omega$  and  $\epsilon_0/\omega$  for  $\xi = 1$  (a) and  $\xi = 0.1$  (b). While  $C_{\infty}$  for  $\xi = 1$  seems to be independent on the sign of  $J/\omega$ , i.e.  $C_{\infty}(J) \sim C_{\infty}(-J)$ , for  $\xi = 0.1$  (Fig.D.2(b)),  $C_{\infty}$  exhibits striking

differences. Nevertheless, in the two cases we notice the relevance of the resonances among a separable and an entangled state, which correspond to the straight lines defined by  $\epsilon_0 \pm |J|/2 = n\omega$  in Fig.D.2.

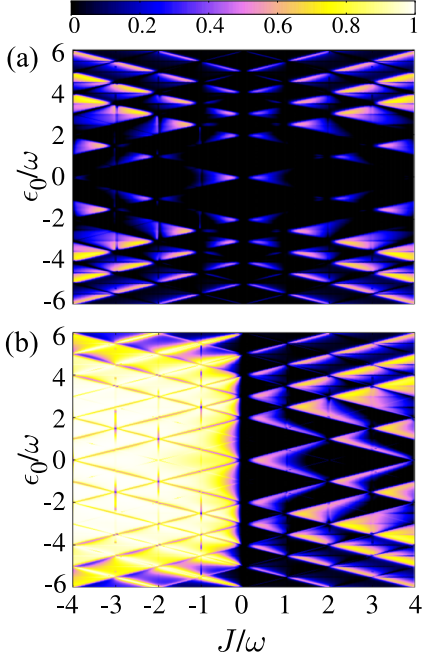


FIG. D.2. Intensity plot of  $C_\infty$  versus  $J/\omega$  and  $\epsilon_0/\omega$  for  $\xi = 1$  (a) and  $\xi = 0.1$  (b). In both cases is  $A/\omega = 3.8$  while other parameters have the same values as in Fig.2.

The behaviour shown in Fig.D.2(a) has been extensively discussed in Ref.15 and we refer the reader to this paper for specific details. To summarize, the triangular-like structure of  $C_\infty$  that shows enhanced entanglement at one side of the resonances defined by  $\epsilon_0 - |J|/2 \sim m\omega$  (together with its symmetry with the sign of  $J/\omega$  and anti symmetry with  $\epsilon_0/\omega$ , respectively) is related to the aforementioned N2L mechanism, mediated by the bath and the external driving. Notice that in this case there is not entanglement generated by the O3L mechanism. This is due to the fact that for  $\xi = 1$ , the relaxation rates that could contribute to populate in the steady state the entangled state  $|1\rangle \equiv |e_-\rangle$  for  $J < 0$  ( $|1\rangle \equiv |e_+\rangle$  for  $J > 0$ , see Fig.1 (b)), satisfy  $\Gamma_{12} \sim 0$  for both signs of  $J$  (the analytical estimates for the rates computed in the eigenbasis of  $H_0$  and for  $J > 0$  are given by Eq.(3) but with the sub-indexes  $1 \leftrightarrow 2$  interchanged, as for  $J > 0$  the first and second excited states are  $|1\rangle \equiv |e_+\rangle$  and  $|2\rangle \equiv |e_-\rangle$ , respectively).

Indeed, for  $J > 0$  and  $\xi = 1$ , the relevant relaxation rates tend to populate the  $|0\rangle \equiv |s_0\rangle$  separable state, in analogy with the case for  $J < 0$  and  $\xi = 1$ , previously discussed.

Notice that as we have already argued and following

the analysis given in Appendix C, the rate computed in the Floquet basis satisfies  $[\Gamma_{12}]_{\mathcal{F}} \sim 0$  for  $\xi = 1$  and for both signs of  $J$ , obeying the same trend than the rate

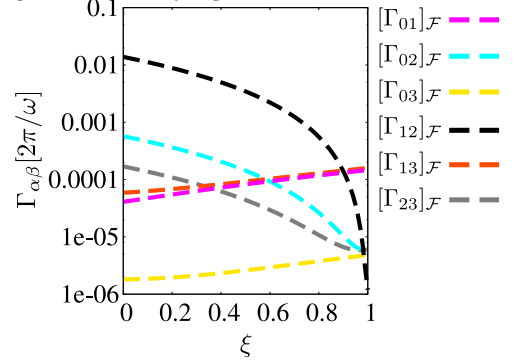


FIG. D.3. Transition rates  $\Gamma_{\alpha\beta}$ , computed in the Floquet basis, as a function of  $\xi$  for the off-resonance case  $\epsilon_0 = 3.7\omega$ . The results correspond to  $J/\omega = 2.5$  and  $A/\omega = 3.8$ . Other parameters are the same as in Fig.2.

computed in the eigenbasis of  $H_0$ , as Figs.5 and D.3 display.

In the following we shall discuss the behavior observed in Fig.D.2(b) for  $\xi = 0.1$ . The results for the negative branch  $J < 0$  can be understood following the same reasoning than in the previous Sec.II, where we focused on  $J/\omega = -2.5$ . The value  $C_\infty \lesssim 1$  is attained for almost all the explored range of parameter space with largest value  $C_\infty \simeq 1$  corresponding to the conditions for the O3L mechanism previously described and with the relaxation rates essentially given by Eq.(3). As in the present case is  $A = 3.8\omega$ , the entanglement creation by the O3L mechanism fades out outside the wedge-shaped region delimited by the lines  $J/\omega = \pm(\epsilon_0/\omega - 3.8)$ , as outside this region is  $A < A_c$ , and thus the critical amplitude  $A_c$  necessary to activate the O3L mechanism is not attained.

A visible feature in Fig.D.2(a) is that, superimposed on the quasi-homogeneous pattern of  $C_\infty \sim 1$ , straight lines along which is  $C_\infty \sim 0.5$  are clearly observed nearby to the resonance conditions  $\epsilon_0 \pm |J|/2 \sim m\omega$ , which have been discussed in Sec.IV.

For the positive branch  $J > 0$  the O3L mechanism is completely suppressed, and instead there is a triangular-like structure rather similar to Fig.D.2(a), i.e. corresponding to entanglement generated by the N2L mechanism. This result can be easily explained as follows. As mentioned before, for  $J > 0$ , the first and second excited states are switched between each other  $|e_-\rangle \leftrightarrow |e_+\rangle$  ( $|1\rangle \leftrightarrow |2\rangle$ ). As a consequence, for  $J > 0$  and  $\xi \rightarrow 0$ , in addition to  $[\Gamma_{12}]_{\mathcal{F}}$ , the second relevant relaxation rate is  $[\Gamma_{02}]_{\mathcal{F}}$ . Thereby, there are now two relaxation mechanisms from the  $|2\rangle$  state affecting the dynamics, the  $|2\rangle \rightarrow |1\rangle$  transition and the  $|2\rangle \rightarrow |0\rangle$  transition. This later mechanism tends to populate the ground state at long times.

- 
- [1] B. Kraus, H. P. Büchler, S. Diehl, A. Kantian, A. Micheli, and P. Zoller, *Phys. Rev. A* **78**, 042307 (2008).
- [2] F. Verstraete, M. M. Wolf, and J. Ignacio Cirac, *Nature Physics* **5**, 633 EP (2009).
- [3] J. T. Barreiro, M. Müller, P. Schindler, D. Nigg, T. Monz, M. Chwalla, M. Hennrich, C. F. Roos, P. Zoller, and R. Blatt, *Nature* **470**, 486 EP (2011).
- [4] H. Krauter, C. A. Muschik, K. Jensen, W. Wasilewski, J. M. Petersen, J. I. Cirac, and E. S. Polzik, *Phys. Rev. Lett.* **107**, 080503 (2011).
- [5] Y. Lin, J. P. Gaebler, F. Reiter, T. R. Tan, R. Bowler, A. S. Sørensen, D. Leibfried, and D. J. Wineland, **504**, 415 EP (2013).
- [6] F. Reiter, L. Tornberg, G. Johansson, and A. S. Sørensen, *Phys. Rev. A* **88**, 032317 (2013).
- [7] S. Shankar, M. Hatridge, Z. Leghtas, K. M. Sliwa, A. Narla, U. Vool, S. M. Girvin, L. Frunzio, M. Mirrahimi, and M. H. Devoret, *Nature* **504**, 419 EP (2013).
- [8] Z. Leghtas, U. Vool, S. Shankar, M. Hatridge, S. M. Girvin, M. H. Devoret, and M. Mirrahimi, *Phys. Rev. A* **88**, 023849 (2013).
- [9] D. Kienzler, H.-Y. Lo, B. Keitch, L. de Clercq, F. Leupold, F. Lindenfelser, M. Marinelli, V. Negnevitsky, and J. P. Home, *Science* **347**, 53 (2015), <http://science.sciencemag.org/content/347/6217/53.full.pdf>.
- [10] M. E. Kimchi-Schwartz, L. Martin, E. Flurin, C. Aron, M. Kulkarni, H. E. Tureci, and I. Siddiqi, *Phys. Rev. Lett.* **116**, 240503 (2016).
- [11] F. Tacchino, A. Auffèves, M. F. Santos, and D. Gerace, *Phys. Rev. Lett.* **120**, 063604 (2018).
- [12] C. M. Quintana, K. D. Petersson, L. W. McFaul, S. J. Srinivasan, A. A. Houck, and J. R. Petta, *Phys. Rev. Lett.* **110**, 173603 (2013).
- [13] P. Campagne-Ibarcq, E. Zalys-Geller, A. Narla, S. Shankar, P. Reinhold, L. Burkhardt, C. Axline, W. Pfaff, L. Frunzio, R. J. Schoelkopf, and M. H. Devoret, *Phys. Rev. Lett.* **120**, 200501 (2018).
- [14] R. Li, D. Yu, S.-L. Su, and J. Qian, *Phys. Rev. A* **101**, 042328 (2020).
- [15] A. L. Gramajo, D. Domínguez, and M. J. Sánchez, *Phys. Rev. A* **98**, 042337 (2018).
- [16] W. D. Oliver, Y. Yu, J. C. Lee, K. K. Berggren, L. S. Levitov, and T. P. Orlando, *Science* **310**, 1653 (2005), <http://science.sciencemag.org/content/310/5754/1653.full.pdf>.
- [17] M. Sillanpää, T. Lehtinen, A. Paila, Y. Makhlin, and P. Hakonen, *Phys. Rev. Lett.* **96**, 187002 (2006).
- [18] D. M. Berns, W. D. Oliver, S. O. Valenzuela, A. V. Shytov, K. K. Berggren, L. S. Levitov, and T. P. Orlando, *Phys. Rev. Lett.* **97**, 150502 (2006).
- [19] M. S. Rudner, A. V. Shytov, L. S. Levitov, D. M. Berns, W. D. Oliver, S. O. Valenzuela, and T. P. Orlando, *Phys. Rev. Lett.* **101**, 190502 (2008).
- [20] A. Izmalkov, S. H. W. van der Ploeg, S. N. Shevchenko, M. Grajcar, E. Il'ichev, U. Hübner, A. N. Omelyanchouk, and H.-G. Meyer, *Phys. Rev. Lett.* **101**, 017003 (2008).
- [21] S. Shevchenko, S. Ashhab, and F. Nori, *Physics Reports* **492**, 1 (2010).
- [22] C. M. Wilson, G. Johansson, T. Duty, F. Persson, M. Sandberg, and P. Delsing, *Phys. Rev. B* **81**, 024520 (2010).
- [23] E. Dupont-Ferrier, B. Roche, B. Voisin, X. Jehl, R. Wacquez, M. Vinet, M. Sanquer, and S. De Franceschi, *Phys. Rev. Lett.* **110**, 136802 (2013).
- [24] F. Forster, G. Petersen, S. Manus, P. Hänggi, D. Schuh, W. Wegscheider, S. Kohler, and S. Ludwig, *Phys. Rev. Lett.* **112**, 116803 (2014).
- [25] P. Neilinger, S. N. Shevchenko, J. Bogár, M. Reháč, G. Oelsner, D. S. Karpov, U. Hübner, O. Astafiev, M. Grajcar, and E. Il'ichev, *Phys. Rev. B* **94**, 094519 (2016).
- [26] T. M. Stace, A. C. Doherty, and S. D. Barrett, *Phys. Rev. Lett.* **95**, 106801 (2005).
- [27] T. M. Stace, A. C. Doherty, and D. J. Reilly, *Phys. Rev. Lett.* **111**, 180602 (2013).
- [28] A. Ferrón, D. Domínguez, and M. J. Sánchez, *Phys. Rev. Lett.* **109**, 237005 (2012).
- [29] A. Ferrón, D. Domínguez, and M. J. Sánchez, *Phys. Rev. B* **93**, 064521 (2016).
- [30] S. Sauer, F. Mintert, C. Gneiting, and A. Buchleitner, *Journal of Physics B: Atomic, Molecular and Optical Physics* **45**, 154011 (2012).
- [31] A. L. Gramajo, D. Domínguez, and M. J. Sánchez, *Eur. Phys. J. B* **90**, 255 (2017).
- [32] J. B. Majer, F. G. Paauw, A. C. J. ter Haar, C. J. P. M. Harmans, and J. E. Mooij, *Phys. Rev. Lett.* **94**, 090501 (2005).
- [33] M. H. S. Amin, *Phys. Rev. B* **71**, 024504 (2005).
- [34] M. Grajcar, A. Izmalkov, S. H. W. van der Ploeg, S. Linzen, T. Plecenik, T. Wagner, U. Hübner, E. Il'ichev, H.-G. Meyer, A. Y. Smirnov, P. J. Love, A. Maassen van den Brink, M. H. S. Amin, S. Uchaikin, and A. M. Zagoskin, *Phys. Rev. Lett.* **96**, 047006 (2006).
- [35] S. H. W. van der Ploeg, A. Izmalkov, A. M. van den Brink, U. Hübner, M. Grajcar, E. Il'ichev, H.-G. Meyer, and A. M. Zagoskin, *Phys. Rev. Lett.* **98**, 057004 (2007).
- [36] Z.-L. Xiang, S. Ashhab, J. Q. You, and F. Nori, *Rev. Mod. Phys.* **85**, 623 (2013).
- [37] F. Yan, S. Gustavsson, A. Kamal, J. Birenbaum, A. P. Sears, D. Hover, T. J. Gudmundsen, D. Rosenberg, G. Samach, S. Weber, J. L. Yoder, T. P. Orlando, J. Clarke, A. J. Kerman, and W. D. Oliver, *Nature Communications* **7**, 12964 EP (2016).
- [38] P. Forn-Díaz, J. García-Ripoll, B. Peropadre, J.-L. Orgiazzi, M. Yurtalan, R. Belyansky, and A. Wilson, C. M. and Lupascu, *Nature Physics* **13**, 39 (2017).
- [39] Y. Lu, S. Chakram, N. Leung, N. Earnest, R. K. Naik, Z. Huang, P. Groszkowski, E. Kapit, J. Koch, and D. I. Schuster, *Phys. Rev. Lett.* **119**, 150502 (2017).
- [40] S. J. Srinivasan, A. J. Hoffman, J. M. Gambetta, and A. A. Houck, *Phys. Rev. Lett.* **106**, 083601 (2011).
- [41] M. D. Hutchings, J. B. Hertzberg, Y. Liu, N. T. Bronn, G. A. Keefe, M. Brink, J. M. Chow, and B. L. T. Plourde, *Phys. Rev. Applied* **8**, 044003 (2017).
- [42] A. J. Berkley, H. Xu, R. C. Ramos, M. A. Gubrud, F. W. Strauch, P. R. Johnson, J. R. Anderson, A. J. Dragt, C. J. Lobb, and F. C. Wellstood, *Science* **300**, 1548 (2003).
- [43] A. Izmalkov, M. Grajcar, E. Il'ichev, T. Wagner, H.-G. Meyer, A. Y. Smirnov, M. H. S. Amin, A. M. van den Brink, and A. M. Zagoskin, *Phys. Rev. Lett.* **93**, 037003 (2004).
- [44] Y.-x. Liu, L. F. Wei, J. S. Tsai, and F. Nori, *Phys. Rev.*

- Lett. **96**, 067003 (2006).
- [45] J. Zhang, Y.-x. Liu, C.-W. Li, T.-J. Tarn, and F. Nori, *Phys. Rev. A* **79**, 052308 (2009).
- [46] S. J. Weber, G. O. Samach, D. Hover, S. Gustavsson, D. K. Kim, A. Melville, D. Rosenberg, A. P. Sears, F. Yan, J. L. Yoder, W. D. Oliver, and A. J. Kerman, *Phys. Rev. Applied* **8**, 014004 (2017).
- [47] F. Yan, P. Krantz, Y. Sung, M. Kjaergaard, D. L. Campbell, T. P. Orlando, S. Gustavsson, and W. D. Oliver, *Phys. Rev. Applied* **10**, 054062 (2018).
- [48] S. N. Shevchenko, S. H. W. van der Ploeg, M. Grajcar, E. Il'ichev, A. N. Omelyanchouk, and H.-G. Meyer, *Phys. Rev. B* **78**, 174527 (2008).
- [49] E. Il'ichev, S. N. Shevchenko, S. H. W. van der Ploeg, M. Grajcar, E. A. Temchenko, A. N. Omelyanchouk, and H.-G. Meyer, *Phys. Rev. B* **81**, 012506 (2010).
- [50] A. M. Satanin, M. V. Denisenko, S. Ashhab, and F. Nori, *Phys. Rev. B* **85**, 184524 (2012).
- [51] E. Temchenko, S. Shevchenko, and A. Omelyanchouk, *Phys. Rev. B* **83**, 144507 (2011).
- [52] W. D. Oliver and S. O. Valenzuela, *Quantum Information Processing* **8**, 261 (2009).
- [53] S. Kohler, T. Dittrich, and P. Hänggi, *Phys. Rev. E* **55**, 300 (1997).
- [54] R. Blattmann, P. Hänggi, and S. Kohler, *Phys. Rev. A* **91**, 042109 (2015).
- [55] S. Kohler, *Phys. Rev. Lett.* **119**, 196802 (2017).
- [56] W. K. Wootters, *Phys. Rev. Lett.* **80**, 2245 (1998).
- [57] J. Hausinger and M. Grifoni, *Phys. Rev. A* **81**, 022117 (2010).
- [58] S. O. Valenzuela, W. D. Oliver, D. M. Berns, K. K. Berggren, L. S. Levitov, and T. P. Orlando, *Science* **314**, 1589 (2006), <https://science.sciencemag.org/content/314/5805/1589.full.pdf>.
- [59] D. L. Campbell, Y.-P. Shim, B. Kannan, R. Winik, D. K. Kim, A. Melville, B. M. Niedzielski, J. L. Yoder, C. Tahan, S. Gustavsson, and W. D. Oliver, *Phys. Rev. X* **10**, 041051 (2020).
- [60] A. L. Gramajo, D. Campbell, B. Kannan, D. K. Kim, A. Melville, B. M. Niedzielski, J. L. Yoder, M. J. Sánchez, D. Domínguez, S. Gustavsson, and W. D. Oliver, *Phys. Rev. Applied* **14**, 014047 (2020).
- [61] J. H. Shirley, *Phys. Rev.* **138**, B979 (1965).
- [62] M. Grifoni and P. Hänggi, *Physics Reports* **304**, 229 (1998).
- [63] A. Ferrón, D. Domínguez, and M. J. Sánchez, *Phys. Rev. B* **82**, 134522 (2010).
- [64] S. Kohler, R. Utermann, P. Hänggi, and T. Dittrich, *Phys. Rev. E* **58**, 7219 (1998).
- [65] H.-P. Breuer, W. Huber, and F. Petruccione, *Phys. Rev. E* **61**, 4883 (2000).
- [66] D. W. Hone, R. Ketzmerick, and W. Kohn, *Phys. Rev. E* **79**, 051129 (2009).
- [67] S. Gasparinetti, P. Solinas, S. Pugnetti, R. Fazio, and J. P. Pekola, *Phys. Rev. Lett.* **110**, 150403 (2013).
- [68] V. Gramich, S. Gasparinetti, P. Solinas, and J. Ankerhold, *Phys. Rev. Lett.* **113**, 027001 (2014).