

DIAGONAL NONLINEAR TRANSFORMATIONS PRESERVE STRUCTURE IN COVARIANCE AND PRECISION MATRICES

REBECCA E. MORRISON, RICARDO BAPTISTA, AND ESTELLE L. BASOR

ABSTRACT. For a multivariate normal distribution, the sparsity of the covariance and precision matrices encodes complete information about independence and conditional independence properties. For general distributions, the covariance and precision matrices reveal correlations and so-called partial correlations between variables, but these do not, in general, have any correspondence with respect to independence properties. In this paper, we prove that, for a certain class of non-Gaussian distributions, these correspondences still hold, exactly for the covariance and approximately for the precision. The distributions—sometimes referred to as “nonparanormal”—are given by diagonal transformations of multivariate normal random variables. We provide several analytic and numerical examples illustrating these results.

Keywords: graph learning; conditional independence; sparse inverse covariance; nonparanormal distributions

1. INTRODUCTION

Among many appealing properties of multivariate normal distributions, their second moment matrix and its inverse contain complete information about the independence and conditional independence properties. Specifically, a zero in the ij th entry of the covariance matrix means that variables i and j are marginally independent, while a zero in the ij th entry of the precision (inverse covariance) means that the two are conditionally independent. For high-dimensional Gaussian data sets, it is often of interest to estimate either a sparse covariance matrix, or sparse precision matrix, or, in some cases, both [3].

In general, this correspondence—between the second moment matrix and the independence properties, and between the inverse and conditional independence properties—does not hold for non-Gaussian distributions. Tests to determine independence and conditional independence become more complex than matrix estimation: the complexity of exhaustive pairwise testing techniques scales exponentially with the number of variables [7]; other methods compute scores or combine one-dimensional conditional distributions for the exponential family [8, 13, 12]; another approach (by two of the current co-authors) identifies conditional independence for arbitrary non-Gaussian distributions from the Hessian of the log density, but is so far computationally limited to rather small graphs [2, 10]. Thus, it is of broad interest to analytically extract marginal and conditional independence properties of a distribution *a priori* to any estimation procedure.

In this paper, we show that the above correspondences between independence and sparsity of covariance and precision matrices are approximately preserved for a broad class of distributions, namely those given by certain diagonal and mean-preserving transformations of a multivariate normal (sometimes referred to as “nonparanormal” [9]). In particular, these distributions display the following behavior:

- (1) Variables i and j are marginally independent if and only if the ij th entry of the covariance is zero, equivalent to the normal case.

- (2) Variables i and j are conditionally independent if and only if the ij th entry of the precision is small, where “small” will be made precise later on.

In other words, under some assumptions, a Gaussian approximation to a non-Gaussian distribution of this form will exactly recover the marginal independence structure, and approximately recover the conditional independence structure, which is often summarized as an undirected graphical model. In fact, numerical observations of the above phenomenon motivated the current work. In several numerical examples in previous work [2], algorithms built for Gaussian graph learning recovered the graphs of non-Gaussian distributions, but without justification. Trying to explain why those algorithms still worked led to the results in this paper.

Covariance estimation for general non-Gaussian data sets is of course standard procedure, to (at least) identify correlations between variables. Perhaps less common but not unusual is precision estimation for general data sets, to identify a “partial correlation graph”—a sort of first approximation of the conditional independence properties [6, 11, 4, 1]. This work provides a new mathematical foundation to connect the sparsity of computed partial correlations to the conditional independence properties for a common class of non-Gaussian distributions.

The rest of the paper is organized as follows. Section 2 proves exactly how the entries of the covariance are transformed, with the result that the covariance structure is exactly preserved by the diagonal transformation, and provides an explicit formula to calculate higher moments of Gaussian random variables. Extra related computations are given in Appendix A. Section 3 computes the inverse covariance matrix after the transformation, showing that the conditional independence structure is approximately preserved. Numerical results for specific graphs are given in Section 4, and we conclude with Section 5.

2. MOMENTS AFTER TRANSFORMATION

Consider a multivariate normal random variable $X \in \mathbb{R}^d$ with density $\rho = \mathcal{N}(0, \Sigma_\rho)$. Let $\Gamma_\rho = \Sigma_\rho^{-1}$ be the inverse covariance or precision matrix of X . For ρ satisfying some conditional independence properties, the precision matrix Γ_ρ will have zero entries. Furthermore, the sparsity of Γ_ρ defines the minimal I-map of ρ , i.e., the minimal undirected graphical model satisfying the conditional independence properties of ρ .

Now apply a (nonlinear) univariate transformation $f: \mathbb{R} \rightarrow \mathbb{R}$ to each element of X , i.e., $Y_i = f(X_i)$. We refer to the overall mapping as a diagonal transformation of X and we denote this by $f(X)$. Let us then say that $Y = f(X) \sim \pi$ where π is the push-forward density of ρ through the diagonal transformation. For a general nonlinear f , Y will have a non-Gaussian distribution. Nevertheless, its mean is given by $\mu_\pi = \mathbb{E}_\pi[Y] = \mathbb{E}_\rho[f(X)]$ and its covariance is given by $\Sigma_\pi = \mathbb{E}_\pi[(Y - \mu_\pi)(Y - \mu_\pi)^T] = \mathbb{E}_\rho[f(X)f(X)^T] - \mu_\pi\mu_\pi^T$. For simplicity and without loss of generality, we will assume that f is mean-preserving, so that $\mu_\pi = 0$ and $\Sigma_\pi = \mathbb{E}_\rho[f(X)f(X)^T]$. We let $\Gamma_\pi = \Sigma_\pi^{-1}$ denote the precision matrix of π . Also note that a moment-matching Gaussian approximation to π will have mean μ_π and covariance Σ_π .

Our ultimate goal is to derive conditions under which a Gaussian approximation to Y will approximately preserve the conditional independence properties (i.e., the corresponding entries of the inverse covariance matrix of Y will be small). To do so, in this section we first characterize the first and second moments of Y .

2.1. Univariate moments after transformation. If f is a smooth function of X_i , we can expand it using a Taylor series expansion around $\mathbb{E}[X_i] = 0$ as

$$(1) \quad f(x) = \sum_{k=0}^{\infty} \frac{f^{(k)}(0)}{k!} x^k.$$

Using this expansion we compute the first two moments of $Y_i = f(X_i)$ by taking advantage of the linearity of the expectation operator. They are

$$(2) \quad \mathbb{E}_\rho[f(X_i)] = \mathbb{E} \left[\sum_{k=0}^{\infty} \frac{f^{(k)}(0)}{k!} X_i^k \right] = \sum_{k=0}^{\infty} \frac{f^{(k)}(0)}{k!} \mathbb{E}_\rho[X_i^k],$$

$$(3) \quad \mathbb{E}_\rho[f(X_i)^2] = \mathbb{E} \left[\left(\sum_{k=0}^{\infty} \frac{f^{(k)}(0)}{k!} X_i^k \right) \left(\sum_{l=0}^{\infty} \frac{f^{(l)}(0)}{l!} X_i^l \right) \right] = \sum_{k=0}^{\infty} \sum_{l=0}^{\infty} \frac{f^{(k)}(0)f^{(l)}(0)}{k!l!} \mathbb{E}_\rho[X_i^{k+l}].$$

For a mean-zero Gaussian random variable X_i with variance $(\Sigma_\rho)_{ii} := \sigma_{ii}^2$, its moments are given by

$$(4) \quad \mathbb{E}_\rho[X_i^k] = \begin{cases} 0 & \text{if } k \text{ is odd} \\ \sigma_{ii}^k (k-1)!! & \text{if } k \text{ is even} \end{cases},$$

where $k!!$ denotes the double factorial of k . Next we ignore any terms in (2) and (3) that involve odd terms in the exponent k and $k+l$. Furthermore, we can write the first and second moments only in terms of the variance of X_i . The first moment is given by

$$(5) \quad \mathbb{E}_\rho[f(X_i)] = \sum_{\substack{k=0 \\ \text{even } k}}^{\infty} \frac{f^{(k)}(0)}{k!} \mathbb{E}_\rho[X_i^k] = \sum_{\substack{k=0 \\ \text{even } k}}^{\infty} a_k \sigma_{ii}^k,$$

where $a_k := f^{(k)}(0) \frac{(k-1)!!}{k!}$ is a constant depending on the higher-order derivatives of f and the index k . Similarly, after a re-parameterization of the indices over the sum $n = k+l$, the second moment is given by

$$(6) \quad \begin{aligned} \mathbb{E}_\rho[f(X_i)^2] &= \sum_{n=0}^{\infty} \sum_{p=0}^n \frac{f^{(p)}(0)f^{(n-p)}(0)}{p!(n-p)!} \mathbb{E}_\rho[X_i^n] \\ &= \sum_{\substack{n=0 \\ \text{even } n}}^{\infty} \mathbb{E}_\rho[X_i^n] \left(\sum_{p=0}^n \frac{f^{(p)}(0)f^{(n-p)}(0)}{p!(n-p)!} \right) = \sum_{\substack{n=0 \\ \text{even } n}}^{\infty} b_n \sigma_{ii}^n, \end{aligned}$$

where $b_n := (n-1)!! \left(\sum_{p=0}^n \frac{f^{(p)}(0)f^{(n-p)}(0)}{p!(n-p)!} \right) = (n-1)!! \frac{g^{(n)}(0)}{n!}$ with $g(x) = f^2(x)$.

Of course, the above computations assume convergence of each series. In the next section we will give criteria for these series to converge.

2.2. Multivariate moments after transformation. With a similar argument as above, we can also derive the second moment matrix of the transformation. Using the Taylor series expansions in (1), the second moment matrix is given by

$$(7) \quad \begin{aligned} \mathbb{E}_\rho[f(X)f(X)^T] &= \mathbb{E}_\rho \left[\sum_{k=0}^{\infty} \sum_{l=0}^{\infty} \frac{f^{(k)}(0)f^{(l)}(0)}{k!l!} X^k (X^l)^T \right] \\ &= \sum_{n=0}^{\infty} \sum_{p=0}^n \frac{f^{(p)}(0)f^{(n-p)}(0)}{p!(n-p)!} \mathbb{E}_\rho[X^p (X^{n-p})^T] \end{aligned}$$

where in the second line we re-parameterize and switch the order of summations and expectation.

Using Isserlis' theorem (or Wick's probability theorem) [5], we compute the moments of the product of Gaussian random variables as:

$$\begin{aligned}
& \mathbb{E}_\rho[X_i^p X_j^{n-p}] \\
(8) \quad & = \begin{cases} 0 & n \text{ odd} \\ \sum_{\substack{k=p \\ \text{by } -2}}^0 (p-k-1)!! \binom{p}{k} \binom{n-p}{k} k! (n-p-k-1)!! \sigma_{ii}^{(p-k)/2} \sigma_{ij}^k \sigma_{jj}^{(n-p-k)/2} & n \text{ even, } p \leq n/2 \\ \sum_{\substack{k=n-p \\ \text{by } -2}}^0 (p-k-1)!! \binom{p}{k} \binom{n-p}{k} k! (n-p-k-1)!! \sigma_{ii}^{(p-k)/2} \sigma_{ij}^k \sigma_{jj}^{(n-p-k)/2} & n \text{ even, } p > n/2 \end{cases} .
\end{aligned}$$

Example 2.1. For the transformation $f(x) = x^3$, the third order truncation of the expansion in (7) is exact and the derivatives evaluated at zero are all zero with the exception of $f'''(0) = 6$. Using this result together with $\mu_\rho = \mathbb{E}_\rho[f(X)] = 0$, we have that

$$(\Sigma_\pi)_{ij} = \frac{f'''(0)^2}{36} \mathbb{E}_\rho[X_i^3 X_j^3] = \mathbb{E}_\rho[X_i^3 X_j^3] = 9\sigma_{ii}\sigma_{jj}\sigma_{ij} + 6\sigma_{ij}^3.$$

Just as what was done above for $f(x) = x^3$, one of our goals is to compute the general explicit form of $(\Sigma_\pi)_{ij}$. Before we go any further, however, we should prove that the above series actually makes sense, that is, that it converges. We do this now.

Lemma 2.1. Suppose that the derivatives of the function f are all bounded at zero. Then the series

$$\sum_{n \geq 2} \sum_{p=0}^n \frac{f^{(p)}(0) f^{(n-p)}(0)}{p!(n-p)!} \mathbb{E}_\rho[X^p (X^{n-p})^T],$$

converges.

Proof. We consider

$$(9) \quad \sum_{n \geq 2} \sum_{p=0}^n \frac{f^{(p)}(0) f^{(n-p)}(0)}{p!(n-p)!} \mathbb{E}_\rho[X_i^p X_j^{n-p}]$$

for fixed i and j . To begin, we use the Cauchy-Schwartz inequality with

$$\mathbb{E}_\rho[X_i^p X_j^{n-p}] = \int X_i^p X_j^{n-p} \rho(X) \, dX.$$

The square of this expectation is bounded by the product of integrals

$$\left(\int X_i^{2p} \rho(X) \, dX \right) \left(\int X_j^{2n-2p} \rho(X) \, dX \right).$$

From (4) we know that this last product is then

$$\sigma_{ii}^{2p} (2p-1)!! \sigma_{jj}^{2(n-p)} (2(n-p)-1)!!.$$

Let M be a bound on σ_{ii} for all i and recall we are assuming that the derivatives are bounded. Then the sum in (9) is bounded by

$$(10) \quad \sum_{n \geq 2} \sum_{p=0}^n \frac{((2p-1)!!(2(n-p)-1)!!)^{1/2}}{p!(n-p)!} M^n.$$

Note that

$$(2p-1)!! = \frac{(2p-1)!}{(p-1)!2^{p-1}} = \frac{(2p)!}{p!2^p} = \Gamma(p+1/2)2^p\pi^{-1/2},$$

where the last equality follows from the duplication formula for the Gamma function Γ . Thus, the sum in (10) is given by

$$\sum_{n \geq 2} 2^{n/2} M^n \pi^{-1/2} \sum_{p=0}^n \frac{(\Gamma(p+1/2)\Gamma(n-p+1/2))^{1/2}}{p!(n-p)!}.$$

Let us consider the inner sum over p . Using the symmetry in p and $n-p$, this is at most

$$(11) \quad 2 \sum_{p=0}^{\lfloor \frac{n}{2} \rfloor + 1} \frac{(\Gamma(p+1/2)\Gamma(n-p+1/2))^{1/2}}{p!(n-p)!}.$$

The ratio

$$\frac{\Gamma(k+1/2)^{1/2}}{\Gamma(k+1)}$$

decreases as k increases and hence the sum in (11) is bounded by

$$2 \frac{\Gamma(n - \lfloor n/2 \rfloor - 1/2)^{1/2}}{\Gamma(n - \lfloor n/2 \rfloor)} \sum_{p=0}^{\infty} \frac{\Gamma(p+1/2)^{1/2}}{p!}.$$

The sum over p converges and hence it is bounded. The convergence is easily seen with the ratio test. Thus we are left with a constant multiplied by

$$\sum_{n \geq 2} 2^{n/2} M^n \frac{\Gamma(n - \lfloor n/2 \rfloor - 1/2)^{1/2}}{\Gamma(n - \lfloor n/2 \rfloor)},$$

which also converges by the ratio test after grouping each even indexed term with the following odd indexed term. \square

To end this section we note that the derivatives of f evaluated at zero need not be bounded to establish convergence. If the derivatives grow as a power n^α or even geometrically as k^n the same computation would work.

2.3. Transformation of matrix elements. This focus of this section is to describe how individual matrix elements of the covariance matrix get transformed when f is applied to the random variable X . We assume that $f(0) = 0$ and thus $g(0) = 0$. For the diagonal entries of the covariance, we already know the answer from (6). Let $(\Sigma_\pi)_{ii} = \tau_{ii}$. Then

$$\tau_{ii} = \sum_{\substack{n=2 \\ \text{even } n}}^{\infty} (n-1)!! \frac{g^{(n)}(0)}{n!} \sigma_{ii}^n,$$

where $g(x) = f^2(x)$. This means that if $\sigma_{ii} = 1$ (or is close to one) then the diagonal elements of the transformed covariance are all equal to a constant factor that only depends on the derivatives of f at zero. Here is an example.

Example 2.2. Suppose $f(x) = \sin(x)$, and that $\sigma_{ii} = 1$. Then $f^2(x) = \frac{1-\cos 2x}{2}$ and we have

$$\tau_{ii} = \sum_{\substack{n=2 \\ \text{even } n}}^{\infty} (n-1)!! \frac{g^{(n)}(0)}{n!} = \sum_{k=1}^{\infty} \frac{(-1)^{k+1} 2^{k-1} (2k)!}{k! (2k)!} = \frac{1-e^{-2}}{2} \text{ for all } i.$$

We now examine what happens to the other elements of the covariance after the transformation. We will consider for now the case of an odd function f .

Theorem 2.2. Suppose f is given by

$$f(x) = \sum_{u \geq 0} \frac{f^{(2u+1)}(0)}{(2u+1)!} x^{2u+1}.$$

Define a new function

$$F_k(x) = \sum_{u \geq 0} \frac{f^{(2u+k)}(0)}{u!} x^u,$$

and $G_{kij}(x) = F_k(\sigma_{ii}x)F_k(\sigma_{jj}x)$. Then σ_{ij} is transformed to

$$(12) \quad \tau_{ij} = \sum_{\text{odd } k} G_{kij}(1/2) \frac{\sigma_{ij}^k}{k!}.$$

Proof. First note that for an odd function f , $f^{(l)}(0) = 0$ if l is even. After inserting formula (8) in (7), we combine all the terms that correspond to σ_{ij}^k . By simplifying the double factorials, one has that the coefficient of σ_{ij}^k is given by

$$(13) \quad \sum_{\substack{n \text{ even} \\ n/2 \geq k}} \sum_{\substack{p \text{ odd} \\ p=k}}^{n-k} \frac{f^{(p)}(0) f^{(n-p)}(0) \sigma_{ii}^{\frac{p-k}{2}} \sigma_{jj}^{\frac{n-p-k}{2}}}{k! 2^{n/2-k} \left(\frac{p-k}{2}\right)! \left(\frac{n-p-k}{2}\right)!}.$$

Let $n = 2m$, $p = 2r + 1$, and $k = 2s + 1$. Then the sum in (13) becomes

$$\frac{1}{k! 2^{-k}} \sum_{m \geq k} \frac{1}{2^m} \sum_{r=s}^{m-s-1} \frac{f^{(2r+1)}(0) f^{(2m-2r-1)}(0) \sigma_{ii}^{r-s} \sigma_{jj}^{m-r-s-1}}{(r-s)! (m-r-s-1)!}.$$

Again change variables. Let $r - s = t$, and we have

$$\frac{1}{k! 2^{-k}} \sum_{m \geq k} \frac{1}{2^m} \sum_{t=0}^{m-2s-1} \frac{f^{(2(s+t)+1)}(0) f^{(2m-2(s+t)-1)}(0) \sigma_{ii}^t \sigma_{jj}^{m-t-2s-1}}{t! (m-t-2s-1)!}.$$

Recall our functions

$$F_k(x) = \sum_{u=0} \frac{f^{(2u+k)}(0)}{u!} x^u,$$

and $G_{kij}(x) = F_k(\sigma_{ii}x)F_k(\sigma_{jj}x)$. Then the coefficient of σ_{ij}^k becomes

$$\frac{1}{k! 2^{-k}} \sum_{m \geq k} \frac{1}{2^m} \frac{G_{kij}^{(m-k)}(0)}{(m-k)!}.$$

Finally, by using a Taylor series expansion of G_{kij} around 0 we can write this coefficient as

$$\frac{1}{k!} \sum_{m=0} \frac{1}{2^m} \frac{G_{kij}^{(m)}(0)}{m!} = \frac{1}{k!} G_{kij}(1/2),$$

and the result follows. \square

While the answer may look complex, it is easy to compute in many cases. The computation is also often simplified by noting that, for $k = 2s + 1$, F_k is the s th derivative of F_1 . Here are some examples:

- (1) Let $f(x) = \sin(x)$. Then $f^{(2u+1)}(0) = (-1)^u$, and $F_k(x) = (-1)^{\frac{k-1}{2}} e^{-x}$. Thus $G_{kij}(x) = e^{-(\sigma_{ii} + \sigma_{jj})x}$. Summing over the odd indices k we have that σ_{ij} is transformed to

$$\tau_{ij} = e^{-\frac{\sigma_{ii} + \sigma_{jj}}{2}} \sinh \sigma_{ij}.$$

- (2) Let us also verify the computation done earlier for the function $f(x) = x^3$. For this case, $F_1(x) = 6x$, $F_3(x) = 6$, and $F_k = 0$ if $k > 3$. Thus we have $G_{1ij}(x) = 36(\sigma_{ii}\sigma_{jj}x^2)$, and $G_{3ij}(x) = 36$. This yields a final answer of

$$\tau_{ij} = 9\sigma_{ii}\sigma_{ij}\sigma_{jj} + 6\sigma_{ij}^3.$$

- (3) Let $f(x) = \sinh(x)$. Then $f^{(2u+1)}(0) = 1$, and $F_k(x) = e^x$. Thus $G_{kij}(x) = e^{(\sigma_{ii} + \sigma_{jj})x}$, and we have that σ_{ij} is transformed to

$$\tau_{ij} = e^{\frac{\sigma_{ii} + \sigma_{jj}}{2}} \sinh \sigma_{ij}.$$

- (4) Let $f(x) = \frac{x^{2l+1}}{(2l+1)!}$. Then $F_1(x) = \frac{x^l}{l!}$ and $F_{2s+1}(x) = \frac{x^{l-s}}{(l-s)!}$. Thus we have

$$\tau_{ij} = \sum_{s=0}^l \frac{(\sigma_{ii}\sigma_{jj})^{l-s}}{4^{(l-s)}((l-s)!)^2(2s+1)!} \sigma_{ij}^{2s+1}.$$

In Appendix A, we also provide related and somewhat simpler computations that may be helpful in some circumstances. In particular, we compute the coefficient of the linear term in expansion (7), i.e., the coefficient corresponding to σ_{ij}^1 .

To conclude this section, we present an important (and well-known) consequence of Theorem 2.2 about the marginal independence properties of random variables after diagonal transformations. For a pair of mean-zero Gaussian variables (X_i, X_j) that are uncorrelated (and hence also marginally independent), we have $\sigma_{ij} = 0$. Thus, by (5) and (12) we have that $\tau_{ij} = (\Sigma_\pi)_{ij} = 0$ and the variable pair (Y_i, Y_j) is also uncorrelated¹. Therefore, diagonal transformations exactly preserve the sparsity of the covariance matrix for X , i.e., the zero elements in Σ_ρ , in the covariance matrix of Y .

3. PROPERTIES OF THE INVERSE COVARIANCE

Our goal is to not only say something about the covariance matrix for the transformed variables, but also about what happens to the entries in the precision matrix. We may be faced with the following situation. We have a precision matrix from a multivariate normal variable with some zeros to start. After applying a diagonal transformation to those variables, we would like to know what (approximate) sparsity can be recaptured in the inverse covariance matrix of the non-Gaussian variables. We probably cannot hope to do this in general, but we can say something specific about some particular cases that often do occur in applications. First, we begin with a technical lemma about matrix inverses.

Lemma 3.1. Let $A = I + B$ where the operator norm of B , $\|B\|$, is at most $\delta < 1$. Then $A^{-1} = I - B + E$ where the norm of E is at most $\frac{\delta^2}{1-\delta}$.

Proof. From the Neumann series expansion for the inverse of A , we have

$$A^{-1} = \sum_{k=0}^{\infty} (-B)^k = I - B + \sum_{k=2}^{\infty} (-B)^k.$$

¹In fact, diagonal transformations also preserve the marginal independence properties of the random variables.

For $\|B\| < \delta$, the norm of the last term is at most $\frac{\delta^2}{1-\delta}$ for a converging geometric series. \square

We note that entry (i, j) of the matrix A^{-1} must be of the form $\delta_{ij} - B_{ij} + E_{ij}$ where $|E_{ij}| \leq \|E\|$ and thus $|E_{ij}| \leq \frac{\delta^2}{1-\delta}$. Lastly, we note that the inverse matrix can also be written as $A^{-1} = I - B'$ where the operator norm of $B' := B - E$ is at most $\epsilon := \frac{\delta}{1-\delta}$.

Now suppose that we have a precision matrix of the form $I + B$ where B has diagonal elements equal to 0 and $\|B\| < \delta$. By the lemma above, whenever an off-diagonal entry of the precision matrix is zero, the corresponding entry of the covariance will be of order (at most) ϵ^2 . If the entry in the precision is not zero, then the entry is of the form $\delta_{ij} - B_{ij}$ plus something again of order ϵ^2 . The purpose of the next three lemmas is to get good estimates for the entries of the covariance matrix after the transformation, when the function f is odd. First, Lemma 3.2 estimates the off-diagonal (i, j) entries, but the scaling relative to σ_{ij} still depends on i and j . Second, Lemma 3.3 estimates the diagonal (i, i) terms, where the scaling factor for the leading term is independent of i . Third, Lemma 3.4 modifies the estimates of off-diagonal terms, so that the scaling factor of the leading terms no longer depends on i and j .

Lemma 3.2. Suppose that f is an odd function with derivatives at zero bounded by N , and the precision matrix Γ_ρ is of the form $I + B$ where B has operator norm at most $\delta < 1$. Then for $i \neq j$

$$(14) \quad \tau_{ij} = G_{1ij}(1/2)\sigma_{ij} + O(\epsilon^3),$$

where $G_{1ij}(1/2)$ is a constant that depends only on f that is given in Theorem 2.2, and $\epsilon = \frac{\delta}{1-\delta}$.

Proof. From Theorem 2.2 we have that the transformation of σ_{ij} is given by

$$\tau_{ij} = \sum_{\text{odd } k} G_{kij}(1/2) \frac{\sigma_{ij}^k}{k!}.$$

If N is a bound on the derivatives of f at zero, then it follows that

$$|G_{kij}(1/2)| \leq N^2 e^{(\sigma_{ii} + \sigma_{jj})/2} \leq N^2 e^{1+\epsilon},$$

where the last inequality follows from the diagonal entries of $\Sigma_\rho = I - B'$ being bounded by $1 + \epsilon$. Next, the difference $|\tau_{ij} - G_{1ij}(1/2)\sigma_{ij}|$ for any $i \neq j$ is bounded as:

$$\begin{aligned} |\tau_{ij} - G_{1ij}(1/2)\sigma_{ij}| &\leq \sum_{\substack{\text{odd } k \\ k \geq 3}} \left| G_{kij}(1/2) \frac{\sigma_{ij}^k}{k!} \right| \\ &\leq N^2 e^{1+\epsilon} \epsilon^3 \sum_{\substack{\text{odd } k \\ k \geq 3}} \frac{|\sigma_{ij}|^{k-3}}{k!} \\ &\leq N^2 e^{1+\epsilon} \frac{\epsilon^3}{3!} \sum_{l \geq 0} \frac{|\sigma_{ij}|^{2l}}{(2l)!} \leq N^2 e^{1+\epsilon} \frac{\epsilon^3}{6} \cosh \epsilon, \end{aligned}$$

using that off-diagonal entries of Σ_ρ are bounded by ϵ . Given that $\epsilon < 1$, we have a bound for the difference of at most $2N^2\epsilon^3$, although for a given function and smaller ϵ this bound can be improved. \square

Lemma 3.3. Suppose that f is an odd function with bounded derivatives at zero, and the precision matrix is of the form $I + B$ where B has norm at most $\delta < 1$, ϵ is given as above, and $B_{ii} = 0$. Let

$$\kappa = \sum_{\text{odd } k} \frac{F_k^2(1/2)}{k!}.$$

Then

$$\tau_{ii} = \kappa \sigma_{ii} + O(\epsilon^2).$$

Proof. The proof of this is similar to the previous lemma. Notice that the transformation of σ_{ii} is given by

$$\tau_{ii} = \sum_{\text{odd } k} G_{kii}(1/2) \frac{\sigma_{ii}^k}{k!}.$$

We think of this as a function of the variable σ_{ii} . When σ_{ii} is one, then this evaluates to κ . Recall that $\sigma_{ii} = 1 + O(\epsilon^2)$ and thus using Taylor's theorem (since all derivatives of this function are bounded in a neighborhood of one), the result follows. \square

Lemma 3.4. Suppose that f is an odd function with bounded derivatives at zero, the precision matrix is of the form $I + B$ where B has norm at most $\delta < 1$, ϵ is given as above, and $B_{ii} = 0$. Then for $i \neq j$

$$\tau_{ij} = \lambda \sigma_{ij} + O(\epsilon^3).$$

where $\lambda = F_1^2(1/2)$.

Proof. To see this, notice that by Taylor's remainder theorem,

$$|F_1(x/2) - F_1(1/2)| \leq \frac{\alpha}{2} |x - 1|$$

for some constant α in a small neighborhood around $x = 1$. Now let $x = \sigma_{ii} = 1 + O(\epsilon^2)$, which relies on $B_{ii} = 0$ (otherwise we would have $O(\epsilon)$). Thus

$$|F_1(x/2) - F_1(1/2)| \leq \frac{\alpha}{2} O(\epsilon^2).$$

We now replace $G_{1ij}(1/2)$ in Lemma 3.2 with the approximation

$$\begin{aligned} G_{1ij}(1/2) &= F_1(\sigma_{ii}/2) F_1(\sigma_{jj}/2) \\ &= (F_1(1/2) + O(\epsilon^2)) (F_1(1/2) + O(\epsilon^2)) \\ &= F_1^2(1/2) + O(\epsilon^2). \end{aligned}$$

The difference above is $O(\epsilon^2)$, and since σ_{ij} is at most ϵ , the result follows. \square

To summarize, in the case of odd functions with the precision matrix Σ_ρ^{-1} given above, we have that the transformed covariance matrix Σ_π has the form

$$(15) \quad \tau = \kappa I - \lambda B + E'$$

where κ and λ are given in Lemmas 3.3 and 3.4, respectively, B is as before, and E' is the error. Let us now estimate the norm of the error term E' .

Theorem 3.5. Let the precision matrix be a $d \times d$ matrix, and suppose $d\epsilon$ is bounded. Then the operator norm of E' is at most $O(\epsilon^2)$.

Proof. Let us first split E' into a diagonal matrix E_1 , and a matrix with only off-diagonal non-zero elements E_2 , i.e., $E' = E_1 + E_2$. The entries of E_1 are $O(\epsilon^2)$ and hence this matrix has operator norm at most $O(\epsilon^2)$. The entries of E_2 are $O(\epsilon^3)$; thus this matrix has Hilbert-Schmidt norm at most $O(d\epsilon^3)$. Finally,

$$\begin{aligned}\|E'\| &\leq \|E_1\| + \|E_2\| \leq \|E_1\| + \|E_2\|_{\text{HS}} = O(\epsilon^2) + O(d\epsilon^3) \\ &= O(\epsilon^2),\end{aligned}$$

where, in the final line we have used that $d\epsilon$ is bounded. \square

Note that these results can be made much more precise for specific functions f and for specific matrices of fixed size when it is possible to keep track of the constants in the O estimates. On the other hand, the result in Theorem 3.5 allows for arbitrarily large matrices. The bounded condition on $d\epsilon$ (as opposed to just fixing the dimension d) is also intuitive in the sense that edge weights often decrease as graphs grow larger in dimension (think, for example, of a star graph). Future work will explore the scaling dependence of the error term in Theorem 3.5 on other graph properties such as the maximum node degree.

Our final step is to compute the inverse of the covariance matrix in (15), which is given by

$$\begin{aligned}\tau^{-1} &= \kappa^{-1} \left(I - \frac{\lambda}{\kappa} (B - E') \right)^{-1} \\ &= \kappa^{-1} \left(I + \frac{\lambda}{\kappa} B + E'' \right) = \frac{1}{\kappa} I + \frac{\lambda}{\kappa^2} B + \frac{1}{\kappa} E''\end{aligned}$$

for some error term E'' . Thus the off-diagonal terms of the transformed precision have much the same behavior of the original precision matrix. If $B_{ij} = 0$, the off-diagonal entries are of order ϵ^2 . If they are not zero, then the first order term scales with B_{ij} .

This will be illustrated by examples in the next section.

4. APPLICATIONS TO SPECIFIC GRAPHS

4.1. Chain graph. We begin with an example of a circulant matrix that corresponds to the starting precision of a chain graph. Consider

$$\Gamma_\rho = \begin{pmatrix} 1 & \frac{1}{22} & 0 & 0 & 0 & 0 & 0 & \frac{1}{22} \\ \frac{1}{22} & 1 & \frac{1}{22} & 0 & 0 & 0 & 0 & 0 \\ 0 & \frac{1}{22} & 1 & \frac{1}{22} & 0 & 0 & 0 & 0 \\ 0 & 0 & \frac{1}{22} & 1 & \frac{1}{22} & 0 & 0 & 0 \\ 0 & 0 & 0 & \frac{1}{22} & 1 & \frac{1}{22} & 0 & 0 \\ 0 & 0 & 0 & 0 & \frac{1}{22} & 1 & \frac{1}{22} & 0 \\ 0 & 0 & 0 & 0 & 0 & \frac{1}{22} & 1 & \frac{1}{22} \\ \frac{1}{22} & 0 & 0 & 0 & 0 & 0 & \frac{1}{22} & 1 \end{pmatrix}.$$

For this Γ_ρ , $\delta = 1/11$. Its inverse is given by (rounded to 10^{-4} places)

$$\Gamma_\rho^{-1} = \begin{pmatrix} 1.0042 & -0.0457 & 0.0021 & -0.0001 & 0. & -0.0001 & 0.0021 & -0.0457 \\ -0.0457 & 1.0042 & -0.0457 & 0.0021 & -0.0001 & 0. & -0.0001 & 0.0021 \\ 0.0021 & -0.0457 & 1.0042 & -0.0457 & 0.0021 & -0.0001 & 0. & -0.0001 \\ -0.0001 & 0.0021 & -0.0457 & 1.0042 & -0.0457 & 0.0021 & -0.0001 & 0. \\ 0. & -0.0001 & 0.0021 & -0.0457 & 1.0042 & -0.0457 & 0.0021 & -0.0001 \\ -0.0001 & 0. & -0.0001 & 0.0021 & -0.0457 & 1.0042 & -0.0457 & 0.0021 \\ 0.0021 & -0.0001 & 0. & -0.0001 & 0.0021 & -0.0457 & 1.0042 & -0.0457 \\ -0.0457 & 0.0021 & -0.0001 & 0. & -0.0001 & 0.0021 & -0.0457 & 1.0042 \end{pmatrix}$$

and now $\epsilon = \delta/(1-\delta) = 1/10$. We now demonstrate the effect of applying the diagonal transformation $f(x) = \sin(x)$ to a multivariate normal vector X with the covariance above. Using Theorem 2.2, the transformed covariance is given by

$$\Sigma_\pi = \begin{pmatrix} 0.4329 & -0.0168 & 0.0008 & 0. & 0. & 0. & 0.0008 & -0.0168 \\ -0.0168 & 0.4329 & -0.0168 & 0.0008 & 0. & 0. & 0. & 0.0008 \\ 0.0008 & -0.0168 & 0.4329 & -0.0168 & 0.0008 & 0. & 0. & 0. \\ 0. & 0.0008 & -0.0168 & 0.4329 & -0.0168 & 0.0008 & 0. & 0. \\ 0. & 0. & 0.0008 & -0.0168 & 0.4329 & -0.0168 & 0.0008 & 0. \\ 0. & 0. & 0. & 0.0008 & -0.0168 & 0.4329 & -0.0168 & 0.0008 \\ 0.0008 & 0. & 0. & 0. & 0.0008 & -0.0168 & 0.4329 & -0.0168 \\ -0.0168 & 0.0008 & 0. & 0. & 0. & 0.0008 & -0.0168 & 0.4329 \end{pmatrix}.$$

We note that as predicted, this matrix is circulant and preserves the sparsity in the covariance matrix of X .

To verify the computation of Σ_π , we also estimate the covariance using samples. To do so, we generated 100,000 samples from the distribution with the above covariance and then applied the function $y = \sin x$ to the data. The resulting empirical covariance (which does not preserve the circulant property) was

$$\begin{pmatrix} 0.4349 & -0.0167 & -0.0018 & 0. & -0.0005 & 0.0007 & 0.0011 & -0.016 \\ -0.0167 & 0.4314 & -0.0184 & 0.0003 & 0.0009 & -0.0003 & 0.0024 & -0.0001 \\ -0.0018 & -0.0184 & 0.4332 & -0.0169 & 0.0016 & 0.0003 & -0.0017 & 0.0007 \\ 0. & 0.0003 & -0.0169 & 0.4305 & -0.0165 & 0.0024 & -0.001 & -0.0028 \\ -0.0005 & 0.0009 & 0.0016 & -0.0165 & 0.4348 & -0.0159 & 0.0008 & 0.0005 \\ 0.0007 & -0.0003 & 0.0003 & 0.0024 & -0.0159 & 0.4339 & -0.0175 & 0.0013 \\ 0.0011 & 0.0024 & -0.0017 & -0.001 & 0.0008 & -0.0175 & 0.4341 & -0.0193 \\ -0.016 & -0.0001 & 0.0007 & -0.0028 & 0.0005 & 0.0013 & -0.0193 & 0.4331 \end{pmatrix}.$$

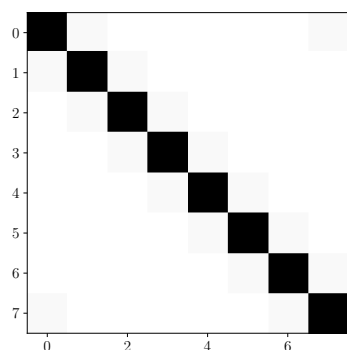
Our theory says that the main diagonal should be $\kappa = \frac{1-e^{-2}}{2} \sim 0.4323$ and the upper and lower off-diagonals and corners should be $-\frac{1}{e} \sinh(1/22) \sim -0.01673$. This is reflected in both computations of the transformed covariance above. Notice that all other entries are less than 0.01 in magnitude.

Finally we compute the inverse of the transformed covariance matrix Σ_π . This is given by

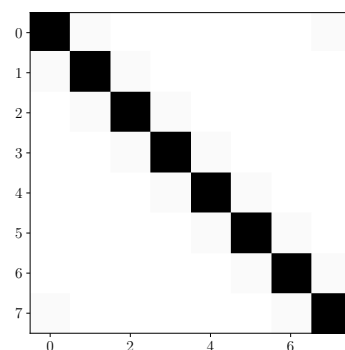
$$\begin{pmatrix} 2.317 & 0.0895 & -0.0006 & 0. & 0. & 0. & -0.0006 & 0.0895 \\ 0.0895 & 2.317 & 0.0895 & -0.0006 & 0. & 0. & 0. & -0.0006 \\ -0.0006 & 0.0895 & 2.317 & 0.0895 & -0.0006 & 0. & 0. & 0. \\ 0. & -0.0006 & 0.0895 & 2.317 & 0.0895 & -0.0006 & 0. & 0. \\ 0. & 0. & -0.0006 & 0.0895 & 2.317 & 0.0895 & -0.0006 & 0. \\ 0. & 0. & 0. & -0.0006 & 0.0895 & 2.317 & 0.0895 & -0.0006 \\ -0.0006 & 0. & 0. & 0. & -0.0006 & 0.0895 & 2.317 & 0.0895 \\ 0.0895 & -0.0006 & 0. & 0. & 0. & -0.0006 & 0.0895 & 2.317 \end{pmatrix}.$$

As expected from the theory in Section 3, the diagonals entries should be $1/\kappa \sim 2.314$ and the upper and lower off-diagonal entries and corners should be $\lambda/\kappa^2(1/22) \sim 0.0895$; all other entries are less than 0.01 as predicted.

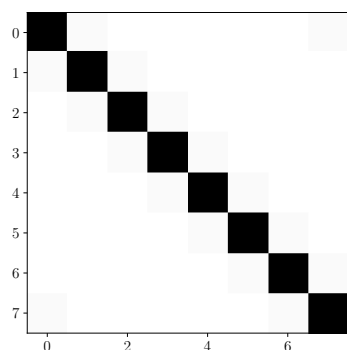
The precision and covariance matrices before and after the transformation are shown in gray scale in Figure 1. Visually, the starting precision and transformed precision matrices are almost identical.



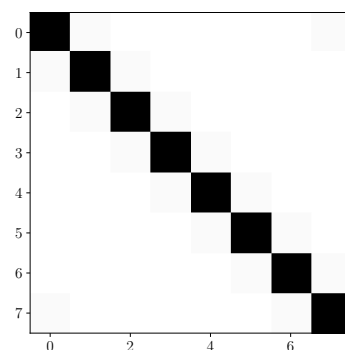
(A) Starting precision matrix.



(B) Starting covariance matrix.



(C) Transformed precision matrix.



(D) Transformed covariance matrix.

FIGURE 1. Matrices for the chain graph. Gray scale represents absolute values of matrix entries.

4.2. **Star graph.** Let $\Gamma_\rho = \begin{bmatrix} 1 & b^T \\ b & I \end{bmatrix}$, where b is an $(d-1)$ -vector with $\|b\|^2 < 1$. Then the inverse of Γ_ρ is

$$\Gamma_\rho^{-1} = \frac{1}{1 - \|b\|^2} \begin{bmatrix} 1 & -b^T \\ -b & (1 - \|b\|^2)I + bb^T \end{bmatrix}.$$

An example for Γ_ρ is

$$\begin{pmatrix} 1 & \frac{1}{11} & \frac{1}{11} & \frac{1}{11} & \frac{1}{11} \\ \frac{1}{11} & 1 & 0 & 0 & 0 \\ \frac{1}{11} & 0 & 1 & 0 & 0 \\ \frac{1}{11} & 0 & 0 & 1 & 0 \\ \frac{1}{11} & 0 & 0 & 0 & 1 \end{pmatrix},$$

and its inverse is

$$\begin{pmatrix} 1.0342 & -0.094 & -0.094 & -0.094 & -0.094 \\ -0.094 & 1.0085 & 0.0085 & 0.0085 & 0.0085 \\ -0.094 & 0.0085 & 1.0085 & 0.0085 & 0.0085 \\ -0.094 & 0.0085 & 0.0085 & 1.0085 & 0.0085 \\ -0.094 & 0.0085 & 0.0085 & 0.0085 & 1.0085 \end{pmatrix}.$$

After applying the transformation $f(x) = \sin(x)$, and using theorem 2.2, we have the transformed covariance Σ_π :

$$\begin{pmatrix} 0.4368 & -0.0339 & -0.0339 & -0.0339 & -0.0339 \\ -0.0339 & 0.4335 & 0.0031 & 0.0031 & 0.0031 \\ -0.0339 & 0.0031 & 0.4335 & 0.0031 & 0.0031 \\ -0.0339 & 0.0031 & 0.0031 & 0.4335 & 0.0031 \\ -0.0339 & 0.0031 & 0.0031 & 0.0031 & 0.4335 \end{pmatrix}.$$

Once again the diagonal entries should be close to $\kappa = \frac{1}{e} \sinh(1) \sim 0.4323$. The first non-diagonal row and column entries should have magnitude $\frac{1}{e} \sinh(0.094) \sim 0.0346$, which they do. Finally, the precision matrix Γ_π is given by

$$\begin{pmatrix} 2.3451 & 0.1795 & 0.1795 & 0.1795 & 0.1795 \\ 0.1795 & 2.3212 & -0.0025 & -0.0025 & -0.0025 \\ 0.1795 & -0.0025 & 2.3212 & -0.0025 & -0.0025 \\ 0.1795 & -0.0025 & -0.0025 & 2.3212 & -0.0025 \\ 0.1795 & -0.0025 & -0.0025 & -0.0025 & 2.3212 \end{pmatrix},$$

which as the reader can check is exactly as predicted. All zero entries in Γ_ρ are less than 0.01 in absolute value. The four matrices are shown in gray scale in Figure 2.

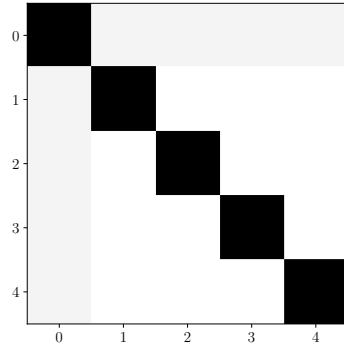
4.3. **Grid graph.** For a 3×3 grid graph, with nodes ordered across the rows, ones on the diagonal, and α on each edge, the precision matrix has the block Toeplitz form:

$$\alpha \begin{pmatrix} C & I & 0 \\ I & C & I \\ 0 & I & C \end{pmatrix}$$

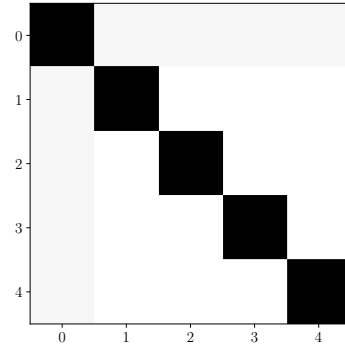
where

$$C = \begin{pmatrix} 1/\alpha & 1 & 0 \\ 1 & 1/\alpha & 1 \\ 0 & 1 & 1/\alpha \end{pmatrix}$$

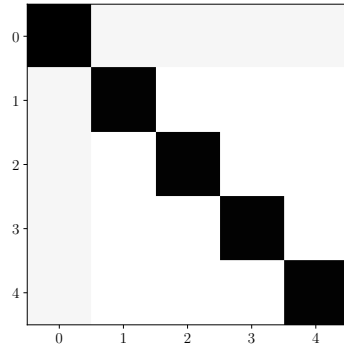
and $\alpha < 1/4$ to guarantee positive-definiteness.



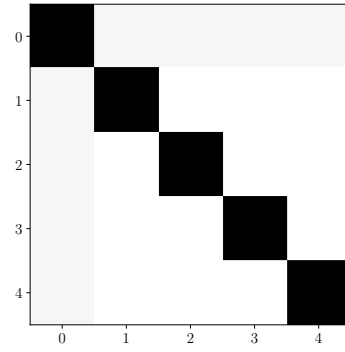
(A) Starting precision matrix.



(B) Starting covariance matrix.



(C) Transformed precision matrix.



(D) Transformed covariance matrix.

FIGURE 2. Matrices for star graph. Gray scale represents absolute values of matrix entries.

Then the covariance is

$$1/\alpha \begin{bmatrix} C^{-1}(I - (2I - C^2)^{-1}) & (2I - C^2)^{-1} & -C^{-1}(2I - C^2)^{-1} \\ (2I - C^2)^{-1} & -C(2I - C^2)^{-1} & (2I - C^2)^{-1} \\ -C^{-1}(2I - C^2)^{-1} & (2I - C^2)^{-1} & C^{-1}(I - (2I - C^2)^{-1}) \end{bmatrix}.$$

As a specific example, let $\alpha = 1/6$. Then the original precision Γ_ρ is

$$\begin{pmatrix} 1 & \frac{1}{6} & 0 & \frac{1}{6} & 0 & 0 & 0 & 0 & 0 \\ \frac{1}{6} & 1 & \frac{1}{6} & 0 & \frac{1}{6} & 0 & 0 & 0 & 0 \\ 0 & \frac{1}{6} & 1 & 0 & 0 & \frac{1}{6} & 0 & 0 & 0 \\ \frac{1}{6} & 0 & 0 & 1 & \frac{1}{6} & 0 & \frac{1}{6} & 0 & 0 \\ 0 & \frac{1}{6} & 0 & \frac{1}{6} & 1 & \frac{1}{6} & 0 & \frac{1}{6} & 0 \\ 0 & 0 & \frac{1}{6} & 0 & \frac{1}{6} & 1 & 0 & 0 & \frac{1}{6} \\ 0 & 0 & 0 & \frac{1}{6} & 0 & 0 & 1 & \frac{1}{6} & 0 \\ 0 & 0 & 0 & 0 & \frac{1}{6} & 0 & \frac{1}{6} & 1 & \frac{1}{6} \\ 0 & 0 & 0 & 0 & 0 & \frac{1}{6} & 0 & \frac{1}{6} & 1 \end{pmatrix},$$

and the original covariance Σ_ρ is

$$\begin{pmatrix} 1.0651 & -0.1954 & 0.0357 & -0.1954 & 0.0714 & -0.0189 & 0.0357 & -0.0189 & 0.0063 \\ -0.1954 & 1.1008 & -0.1954 & 0.0714 & -0.2143 & 0.0714 & -0.0189 & 0.0420 & -0.0189 \\ 0.0357 & -0.1954 & 1.0651 & -0.0189 & 0.0714 & -0.1954 & 0.0063 & -0.0189 & 0.0357 \\ -0.1954 & 0.0714 & -0.0189 & 1.1008 & -0.2143 & 0.0420 & -0.1954 & 0.0714 & -0.0189 \\ 0.0714 & -0.2143 & 0.0714 & -0.2143 & 1.1429 & -0.2143 & 0.0714 & -0.2143 & 0.0714 \\ -0.0189 & 0.0714 & -0.1954 & 0.0420 & -0.2143 & 1.1008 & -0.0189 & 0.0714 & -0.1954 \\ 0.0357 & -0.0189 & 0.0063 & -0.1954 & 0.0714 & -0.0189 & 1.0651 & -0.1954 & 0.0357 \\ -0.0189 & 0.0420 & -0.0189 & 0.0714 & -0.2143 & 0.0714 & -0.1954 & 1.1008 & -0.1954 \\ 0.0063 & -0.0189 & 0.0357 & -0.0189 & 0.0714 & -0.1954 & 0.0357 & -0.1954 & 1.0651 \end{pmatrix}.$$

After applying the diagonal transformation $f(x) = \sin(x)$, the covariance matrix Σ_π is given by

$$\begin{pmatrix} 0.4406 & -0.0666 & 0.0123 & -0.0666 & 0.0237 & -0.0064 & 0.0123 & -0.0064 & 0.0022 \\ -0.0666 & 0.4447 & -0.0666 & 0.0238 & -0.0703 & 0.0238 & -0.0064 & 0.0140 & -0.0064 \\ 0.0123 & -0.0666 & 0.4406 & -0.0064 & 0.0237 & -0.0666 & 0.0022 & -0.0064 & 0.0123 \\ -0.0666 & 0.0238 & -0.0064 & 0.4447 & -0.0703 & 0.0140 & -0.0666 & 0.0238 & -0.0064 \\ 0.0237 & -0.0703 & 0.0237 & -0.0703 & 0.4491 & -0.0703 & 0.0237 & -0.0703 & 0.0237 \\ -0.0064 & 0.0238 & -0.0666 & 0.0140 & -0.0703 & 0.4447 & -0.0064 & 0.0238 & -0.0666 \\ 0.0123 & -0.0064 & 0.0022 & -0.0666 & 0.0237 & -0.0064 & 0.4406 & -0.0666 & 0.0123 \\ -0.0064 & 0.0140 & -0.0064 & 0.0238 & -0.0703 & 0.0238 & -0.0666 & 0.4447 & -0.0666 \\ 0.0022 & -0.0064 & 0.0123 & -0.0064 & 0.0237 & -0.0666 & 0.0123 & -0.0666 & 0.4406 \end{pmatrix}.$$

Following our theory in Section 3, the diagonals again scale like $\frac{1}{e} \sinh(1) \sim 0.4323$, and the off-diagonal entries scale like $\frac{1}{e} \sinh\left(\frac{1}{6}\right) \sim 0.0616$.

Finally, the transformed precision Γ_π is given by

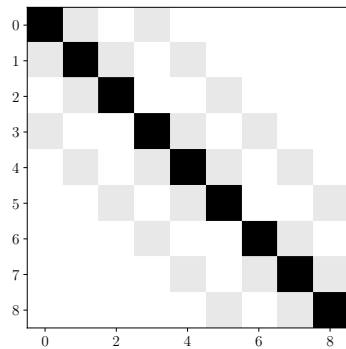
$$\begin{pmatrix} 2.3718 & 0.3325 & -0.0099 & 0.3325 & -0.0197 & 0.0011 & -0.0099 & 0.0011 & -0.0001 \\ 0.3325 & 2.4035 & 0.3325 & -0.0199 & 0.3332 & -0.0199 & 0.0011 & -0.0108 & 0.0011 \\ -0.0099 & 0.3325 & 2.3718 & 0.0011 & -0.0197 & 0.3325 & -0.0001 & 0.0011 & -0.0099 \\ 0.3325 & -0.0199 & 0.0011 & 2.4035 & 0.3332 & -0.0108 & 0.3325 & -0.0199 & 0.0011 \\ -0.0197 & 0.3332 & -0.0197 & 0.3332 & 2.4392 & 0.3332 & -0.0197 & 0.3332 & -0.0197 \\ 0.0011 & -0.0199 & 0.3325 & -0.0108 & 0.3332 & 2.4035 & 0.0011 & -0.0199 & 0.3325 \\ -0.0099 & 0.0011 & -0.0001 & 0.3325 & -0.0197 & 0.0011 & 2.3718 & 0.3325 & -0.0099 \\ 0.0011 & -0.0108 & 0.0011 & -0.0199 & 0.3332 & -0.0199 & 0.3325 & 2.4035 & 0.3325 \\ -0.0001 & 0.0011 & -0.0099 & 0.0011 & -0.0197 & 0.3325 & -0.0099 & 0.3325 & 2.3718 \end{pmatrix}.$$

As expected, the diagonal entries are scaled by $1/\kappa \sim 2.314$ and the off-diagonal entries are scaled by $\frac{\lambda}{\kappa^2} \left(\frac{1}{6}\right) \sim 0.328$. In this example, all entries that were zero in the original precision are now less than 0.02.

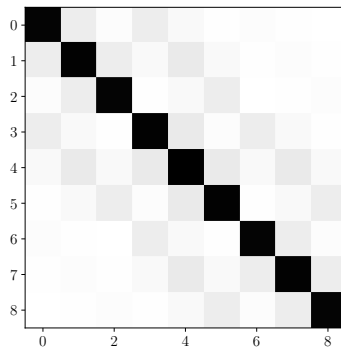
Similar to the other examples, Figure 3 shows that the starting and transformed precision matrices of the grid graph are highly similar in nature.

5. CONCLUSION

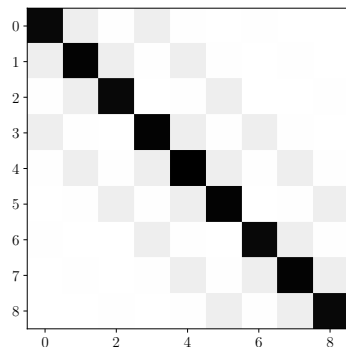
This work proves that, under mild assumptions, nonlinear diagonal transformations of a multivariate normal preserve sparsity, exactly in the transformed covariance matrix and approximately in the transformed precision matrix. These results substantiate covariance or inverse covariance estimation as a means to identify independence properties, even when the distributions are non-Gaussian.



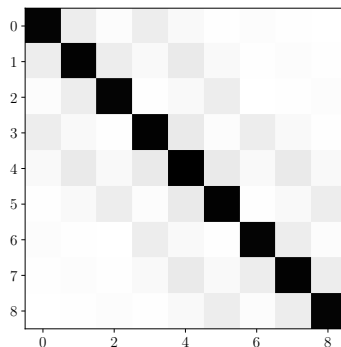
(A) Starting precision matrix.



(B) Starting covariance matrix.



(C) Transformed precision matrix.



(D) Transformed covariance matrix.

FIGURE 3. Matrices for grid graph with $\alpha = 1/6$. Gray scale represent absolute values of matrix entries.

In the field of learning undirected graphical models, nonparanormal distributions are often used as non-Gaussian test cases for learning algorithms: the graph does not change under the transformation (and so inherits the same graph that is prescribed for the multivariate normal vector), despite the marginal distributions being clearly non-Gaussian [9]. Our previous work showed numerically that assuming—incorrectly—that the nonparanormal data is in fact Gaussian does not significantly impair graph learning [2]. This was surprising at the time, but the current work shows how the precision matrix still encodes conditional independence structure: With respect to the undirected graph, the nonparanormal distribution behaves like a Gaussian.

Several avenues of future work emerge. First, the analysis here can be extended to even functions f , and to transformations that apply non-identical functions to each element of X , i.e., $Y_i = f^i(X_i)$ where $f^i \neq f^j$. Second, with this mathematical foundation, a notion of approximate or weak conditional independence can guide graph learning algorithms, so that sparse graphs are found up to some acceptable tolerance of weak conditional independence. Third, the results here could accelerate matrix estimation procedures, since a matrix with known sparsity is easier to estimate than one without.

APPENDIX A. EXTRA COMPUTATIONS

Linear term. Here we compute only the coefficient for the linear term in (7) with respect to σ_{ij} with $\sigma_{ii} = 1 \forall i$.

$$\sum_{\substack{n \geq 2 \\ \text{even } n}} \sum_{\substack{p=1 \\ \text{odd } p}}^{n-1} \frac{f^{(p)}(0) f^{(n-p)}(0) p! (n-p)!}{p! (n-p)!}.$$

Using the formula for odd integers p

$$p!! = \frac{(p+1)!}{\left(\frac{p+1}{2}\right)! 2^{(p+1)/2}},$$

this is

$$\sum_{\substack{n \geq 2 \\ n \text{ even}}} 2^{-n/2-1} \sum_{\substack{p=1 \\ p \text{ odd}}}^{n-1} \frac{(p+1) f^{(p)}(0) (n-p+1) f^{(n-p)}(0)}{\left(\frac{p+1}{2}\right)! \left(\frac{n-p+1}{2}\right)!}.$$

Let $p = 2k + 1$. This becomes

$$\sum_{\substack{n \geq 2 \\ n \text{ even}}} 2^{-n/2} \sum_{k=0}^{n/2-1} \frac{f^{(2k+1)}(0) (n-2k) f^{(n-2k-1)}(0)}{(k)! \left(\frac{n-2k}{2}\right)!}.$$

Now let $n = 2j$ and we have

$$(16) \quad \sum_{j \geq 1} 2^{-(j-1)} \sum_{k=0}^{j-1} \frac{f^{(2k+1)}(0) f^{(2j-2k-1)}(0)}{k! (j-k-1)!}.$$

Now suppose that

$$f(x) = \sum_{k=0}^{\infty} \frac{f^{(2k+1)}(0) x^{2k+1}}{(2k+1)!}.$$

Define a new function F given by

$$F(x) = \sum_{k=0}^{\infty} \frac{f^{(2k+1)}(0) x^k}{k!}.$$

The sum

$$\sum_{k=0}^{j-1} \frac{f^{(2k+1)}(0) f^{(2j-2k-1)}(0)}{k! (j-k)!}$$

is the coefficient of the $j - 1$ st term in the series for $F^2(x)$. Hence, the series in (16) equals

$$(17) \quad F^2(2^{-1}),$$

and this corresponds to the coefficient of the linear term for σ_{ij} .

Example A.1. For the function $f(x) = \sin(x)$, we have

$$f(x) = \sin(x) = \sum_{k=0}^{\infty} \frac{(-1)^k x^{2k+1}}{(2k+1)!},$$

and so

$$F(x) = \sum_{k=0}^{\infty} \frac{(-1)^k x^k}{k!} = e^{-x}.$$

Using the expression in (17) we have that the coefficient for the linear term is $F^2(2^{-1}) = 1/e$. This coefficient scales σ_{ij} in entry (i, j) of the transformed covariance.

ACKNOWLEDGMENTS

The first author was supported by the Johnson&Johnson Foundation and its Women in STEM2D Scholars Program. The second author was supported by the Department of Energy, Office of Advanced Scientific Computing Research, AEOLUS (Advances in Experimental design, Optimal control, and Learning for Uncertain complex Systems) center. The third author was supported in part by the American Institute of Mathematics and the NSF grant DMS-1929334.

REFERENCES

- [1] Onureena Banerjee, Laurent El Ghaoui, and Alexandre d’Aspremont. Model selection through sparse maximum likelihood estimation for multivariate Gaussian or binary data. *Journal of Machine Learning Research*, 9(Mar):485–516, 2008.
- [2] Ricardo Baptista, Youssef Marzouk, Rebecca E Morrison, and Olivier Zahm. Learning non-gaussian graphical models via hessian scores and triangular transport. *arXiv preprint arXiv:2101.03093*, 2021.
- [3] Jianqing Fan, Yuan Liao, and Han Liu. An overview of the estimation of large covariance and precision matrices. *The Econometrics Journal*, 19(1):C1–C32, 03 2016.
- [4] Jerome Friedman, Trevor Hastie, and Robert Tibshirani. Sparse inverse covariance estimation with the graphical lasso. *Biostatistics*, 9(3):432–441, 2008.
- [5] Leon Isserlis. On a formula for the product-moment coefficient of any order of a normal frequency distribution in any number of variables. *Biometrika*, 12(1/2):134–139, 1918.
- [6] Penporn Koanantakool, Alnur Ali, Ariful Azad, Aydin Buluc, Dmitriy Morozov, Leonid Oliker, Katherine Yelick, and Sang-Yun Oh. Communication-avoiding optimization methods for distributed massive-scale sparse inverse covariance estimation. In *International Conference on Artificial Intelligence and Statistics*, pages 1376–1386. PMLR, 2018.
- [7] Steffen L Lauritzen. *Graphical models*, volume 17. Clarendon Press, 1996.
- [8] Lina Lin, Mathias Drton, and Ali Shojaie. Estimation of high-dimensional graphical models using regularized score matching. *Electronic journal of statistics*, 10(1):806, 2016.
- [9] Han Liu, John Lafferty, and Larry Wasserman. The nonparanormal: Semiparametric estimation of high dimensional undirected graphs. *Journal of Machine Learning Research*, 10:2295–2328, 2009.
- [10] Rebecca Morrison, Ricardo Baptista, and Youssef Marzouk. Beyond normality: Learning sparse probabilistic graphical models in the non-Gaussian setting. In *Advances in Neural Information Processing Systems 30*, pages 2359–2369, 2017.
- [11] Adam J Rothman, Peter J Bickel, Elizaveta Levina, and Ji Zhu. Sparse permutation invariant covariance estimation. *Electronic Journal of Statistics*, 2:494–515, 2008.
- [12] Arun Suggala, Mladen Kolar, and Pradeep K Ravikumar. The expxorrist: nonparametric graphical models via conditional exponential densities. In *Advances in neural information processing systems*, pages 4446–4456, 2017.
- [13] Eunho Yang, Pradeep Ravikumar, Genevera I Allen, and Zhandong Liu. Graphical models via univariate exponential family distributions. *The Journal of Machine Learning Research*, 16(1):3813–3847, 2015.

DEPARTMENT OF COMPUTER SCIENCE, UNIVERSITY OF COLORADO BOULDER, BOULDER, CO 80309, USA

Email address: `rebeccam@colorado.edu`

CENTER FOR COMPUTATIONAL ENGINEERING, MASSACHUSETTS INSTITUTE OF TECHNOLOGY, CAMBRIDGE, MA 02139, USA

Email address: `rsb@mit.edu`

AMERICAN INSTITUTE OF MATHEMATICS, SAN JOSE, CA 95112, USA

Email address: `ebasor@aimath.org`