
Efficient Bayesian Sampling Using Normalizing Flows to Assist Markov Chain Monte Carlo Methods

Marylou Gabrié^{1,2} Grant M. Rotskof³ Eric Vanden-Eijnden⁴

Abstract

Normalizing flows can generate complex target distributions and thus show promise in many applications in Bayesian statistics as an alternative or complement to MCMC for sampling posteriors. Since no data set from the target posterior distribution is available beforehand, the flow is typically trained using the reverse Kullback-Leibler (KL) divergence that only requires samples from a base distribution. This strategy may perform poorly when the posterior is complicated and hard to sample with an untrained normalizing flow. Here we explore a distinct training strategy, using the direct KL divergence as loss, in which samples from the posterior are generated by (i) assisting a local MCMC algorithm on the posterior with a normalizing flow to accelerate its mixing rate and (ii) using the data generated this way to train the flow. The method only requires a limited amount of *a priori* input about the posterior, and can be used to estimate the evidence required for model validation, as we illustrate on examples.

1. Introduction

Given a model with continuous parameters $\theta \in \Theta \subseteq \mathbb{R}^d$, a prior on these parameters in the form of a probability density function $\rho_o(\theta)$, and a set of observational data D giving the likelihood $L(\theta)$ for the model parameter θ , Bayes formula asserts that the posterior distribution of the parameters has probability density

$$\rho_*(\theta) = \rho(\theta|D)\rho_o(\theta) = Z_*^{-1}L(\theta)\rho_o(\theta) \quad (1)$$

where the normalization factor $Z_* = \int_{\Theta} L(\theta)\rho_o(\theta)d\theta$ is the unknown evidence. A primary aim of Bayesian inference is

¹Flatiron Institute, New York, NY 10010 ²Center for Data Science, New York University, New York, NY 10011 ³Dept. of Chemistry, Stanford University, Stanford, CA 94305 ⁴Courant Institute, New York University, New York, NY 10012. Correspondence to: Marylou Gabrié <mgabrié@nyu.edu>.

This paper has appeared at Third workshop on *Invertible Neural Networks, Normalizing Flows, and Explicit Likelihood Models* (ICML 2021). Copyright 2021 by the author(s).

to sample this posterior to identify which parameters best explain the data given the model. In addition one is typically interested in estimating Z_* since it allows for model validation, comparison, and selection.

Markov Chain Monte Carlo (MCMC) algorithms (Liu, 2008) are nowadays the methods of choice to sample complex posterior distributions. MCMC methods generate a sequence of configurations over which the time average of any suitable observable converges towards its ensemble average over some target distribution, here the posterior. This is achieved by proposing new samples from a proposal density that is easy to sample, then accepting or rejecting them using a criterion that guarantees that the transition kernel of the chain is in detailed balance with respect to the posterior density: a popular choice is Metropolis-Hastings criterion.

MCMC methods, however, suffer from two problems. First, mixing may be slow when the posterior density ρ_* is multimodal, which can occur when the likelihood is non-log-concave (Fong et al., 2019). This is because proposal distributions using local dynamics like the popular Metropolis adjusted Langevin algorithm (MALA) (Roberts & Tweedie, 1996) are inefficient at making the chain transition from one mode to another, whereas uninformed non-local proposal distributions lead to high rejection rates. The second issue with MCMC algorithms is that they provide no efficient way to estimate the evidence Z_* : to this end, they need to be combined with other techniques such as thermodynamic integration or replica exchange, or traded for other techniques such as annealed importance sampling (Neal, 2001), nested sampling (Skilling, 2006), or the descent/ascent nonequilibrium estimator proposed in (Rotskoff & Vanden-Eijnden, 2019) and recently explored in (Thin et al., 2021).

Here, we employ a *data-driven* approach to aid designing a fast-mixing transition kernel along the lines of mode-hopping algorithms proposed by (Tjelmeland & Hegstad, 2001; Andricioaei et al., 2001; Sminchisescu & Welling, 2017) and learning based algorithms of (Levy et al., 2018; Titsias, 2017; Song et al., 2017). Normalizing flows (Tabak & Vanden-Eijnden, 2010; Tabak & Turner, 2013; Papamakarios et al., 2021) are especially promising in this context: these maps can approximate the posterior density ρ_* as the pushforward of a simple base density ρ_B (e.g. the prior

density ρ_o) by an invertible map $T : \Theta \rightarrow \Theta$. Their use for Bayesian inference, as opposed to density estimation (Song et al., 2017; 2021), was first advocated in Rezende & Mohamed (2015). Since a representative training set of samples from the posterior density is typically unavailable beforehand, these authors proposed to use the reverse Kullback-Leibler (KL) divergence of the posterior ρ_* from the push forward of the base ρ_B , since this divergence can be expressed as an expectation over samples generated from ρ_B , consistent with the variational inference framework (Jordan et al., 1998; Blei et al., 2017). This procedure has the potential drawback that training the map is hard if the posterior differs significantly from the initial pushforward (Hartnett & Mohseni, 2020), as it may lead to “mode collapse.” Annealing of ρ_* during training was shown to reduce this issue (Wu et al., 2019; Nicoli et al., 2020).

Building on works using normalizing flows with MCMC (Albergo et al., 2019; Noé et al., 2019; Gabrié et al., 2021) here we explore an alternative strategy that blends sampling and learning where we (i) assist a MCMC algorithm with a normalizing flow to accelerate mixing and (ii) use the generated data to train the flow on the direct KL divergence.

2. Posterior Sampling and Model Validation with Normalizing Flows

A normalizing flow (NF) is an invertible map T that pushes forward a simple base density ρ_B (typically a Gaussian with unit variance, though we could also take $\rho_B = \rho_o$) towards a target distribution, here the posterior density ρ_* . An ideal map T_* (with inverse \bar{T}_*) is such that if θ_B is drawn from ρ_B then $T_*(\theta_B)$ is a sample from ρ_* . Of course, in practice, we have no access to this exact T_* , but if we have an approximation T of T_* , it still assists sampling ρ_* . Denote by $\hat{\rho}$ the push-forward of ρ_B under the map T ,

$$\hat{\rho}(\theta) = \rho_B(\bar{T}(\theta)) \det |\nabla_{\theta} \bar{T}|. \quad (2)$$

As long as $\hat{\rho}$ and ρ_* are either both positive or both zero at any point $\theta \in \Theta$, we can use a Metropolis-Hasting MCMC algorithm to sample from ρ_* using $\hat{\rho}$ as a transition kernel: a proposed configuration $\theta' = T(\theta_B)$ from a given configuration θ is accepted with probability

$$\text{acc}(\theta, \theta') = \min \left[1, \frac{\hat{\rho}(\theta) \rho_*(\theta')}{\rho_*(\theta) \hat{\rho}(\theta')} \right]. \quad (3)$$

This procedure is equivalent to using the transition kernel

$$\pi_T(\theta, \theta') = \text{acc}(\theta, \theta') \hat{\rho}(\theta') + (1 - r(\theta)) \delta(\theta - \theta') \quad (4)$$

where $r(\theta) = \int_{\Theta} \text{acc}(\theta, \theta') \hat{\rho}(\theta') d\theta'$. Since $\pi_T(\theta, \theta')$ is irreducible and aperiodic under the aforementioned conditions on ρ_* and $\hat{\rho}$, its associated chain is ergodic with respect

Algorithm 1 Concurrent MCMC sampling and map training

- 1: SAMPLETRAIN(U_* , T , $\{\theta_i(0)\}_{i=1}^n$, τ , k_{\max} , k_{Lang} , ϵ)
 - 2: **Inputs:** U_* target potential, T initial map, $\{\theta_i(0)\}_{i=1}^n$ initial chains, $\tau > 0$ time step, $k_{\max} \in \mathbb{N}$ total duration, $k_{\text{Lang}} \in \mathbb{N}$ number of Langevin steps per NF resampling step, $\epsilon > 0$ map training time step
 - 3: $k = 0$
 - 4: **while** $k < k_{\max}$ **do**
 - 5: **for** $i = 1, \dots, n$ **do**
 - 6: **if** $k \bmod k_{\text{Lang}} + 1 = 0$ **then**
 - 7: $\theta'_{B,i} \sim \rho_B$
 - 8: $\theta'_i = T(\theta'_{B,i})$ {push-forward via T }
 - 9: $\theta_i(k+1) = \theta'_i$ with prob $\text{acc}(\theta_i(k), \theta'_i)$, otherwise $\theta_i(k+1) = \theta_i(k)$ {resampling step}
 - 10: **else**
 - 11: $\theta'_i = \theta_i(k) - \tau \nabla U_*(\theta_i(k)) + \sqrt{2\tau} \eta_i$ with $\eta_i \sim \mathcal{N}(0_d, I_d)$ {discretized Langevin step}
 - 12: $\theta_i(k+1) = \theta'_i$ with MALA acceptance prob or ULA, otherwise $\theta_i(k+1) = \theta_i(k)$
 - 13: $k \leftarrow k + 1$
 - 14: $\mathcal{L}[T] = -\frac{1}{n} \sum_{i=1}^n \log \hat{\rho}(\theta_i(k+1))$
 - 15: $T \leftarrow T - \epsilon \nabla \mathcal{L}[T]$ {Update the map}
 - 16: **return:** $\{\theta_i(k)\}_{k=0, i=1}^{k_{\max}, n}$, T
-

to ρ_* (Meyn & Tweedie, 2012). In addition the evidence is given by

$$Z_* = \mathbb{E}_{\rho_B} \left[\frac{L(T(\theta_B)) \rho_o(T(\theta_B))}{\hat{\rho}(T(\theta_B))} \right]. \quad (5)$$

For the scheme to be efficient, two conditions are required. First the parametrization of the map T must allow for easy evaluation of the density $\hat{\rho}$ which requires easily estimable Jacobian determinants and inverses. This issue has been one of the main foci in the normalizing flow literature (Papamakarios et al., 2021) and is for instance solved using coupling layers (Dinh et al., 2015; 2017). Second, as shown by formula (3) the proposal density $\hat{\rho}$ must produce samples with statistical weights comparable to the posterior density ρ_* to ensure appreciable acceptance rates. This requires training the map T to resemble the optimal T_* .

3. Compounding Local MCMCs and Generative Sampling

In Algorithm 1, we present a concurrent sampling/training strategy that synergistically uses T to improve sampling from ρ_* and samples obtained from ρ_* to train T . Let us describe the different components of the scheme.

Sampling. The sampling component of Algorithm 1 alternates between steps of the Metropolis-Hasting procedure using a NF as discussed in Section 2 and steps of a local

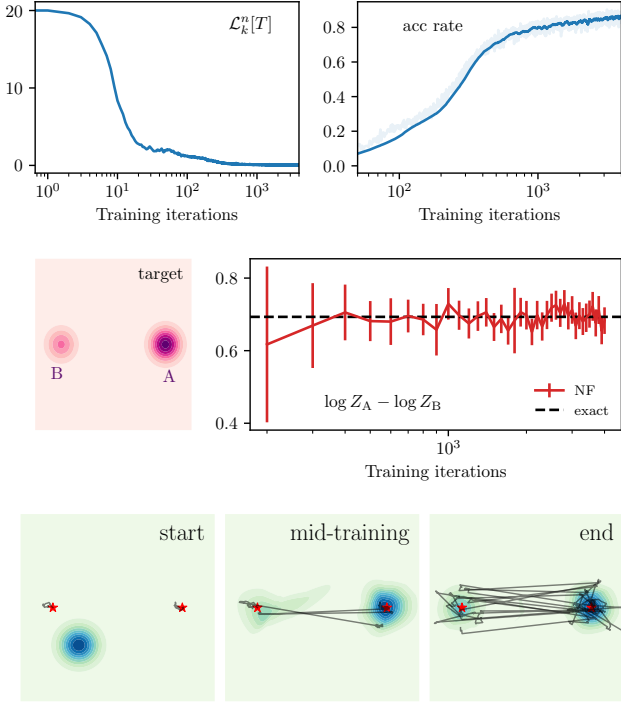


Figure 1. **Sampling a mixture of 2 Gaussians in 10d.** *Top row:* Training loss and acceptance rate of the NF non-local moves as a function of iterations. *Middle row:* Target density and estimation of the relative weight of modes A and B using sampling with $\hat{\rho}$. *Bottom row:* $\hat{\rho}$ and example chains along training/sampling. (See Appendix A.2 for setup details.)

MCMC sampler (here MALA) (line 11), using as potential

$$U_*(\theta) = -\log L(\theta) - \log \rho_o(\theta). \quad (6)$$

Strictly speaking, the second transition kernel does not need to be local, it should, however, have satisfactory acceptance rates early in the training procedure to provide initial data to start up the optimization of T . From a random initialization T , the parametrized density $\hat{\rho}$ has initially little overlap with the posterior ρ_* and the moves proposed by the NF have a high probability to be rejected. However, thanks to the data generated by the local sampler, the training of T can be initiated. As training goes on, more and more moves proposed by the NF can be accepted. It is crucial to notice that these moves, generated by pushing forward independent draws from the base distribution $\rho_B(\theta)$, are non-local and easily mix between modes.

Training. A standard way of training T is to minimize the Kullback-Leibler divergence from $\hat{\rho}$ to ρ_* . Since we do not have access to samples from ρ_* , here we use instead

$$D_{\text{KL}}(\rho_k \parallel \hat{\rho}) = C_k - \int_{\Theta} \log \hat{\rho}(\theta) \rho_k(\theta) d\theta, \quad (7)$$

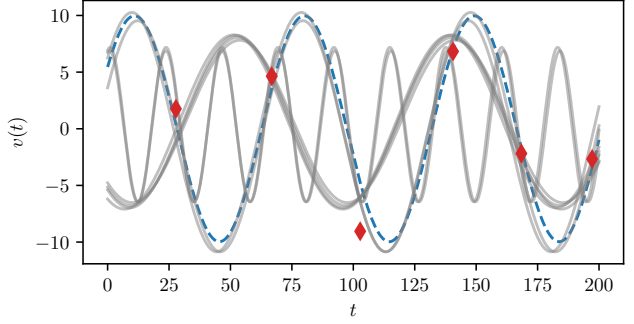


Figure 2. **Radial velocities.** From the signal plotted in blue, we draw the noisy observations in red and obtain the initial samples in gray with the Joker algorithm (Price-Whelan et al., 2017).

where ρ_k denotes the density of the MCMC after $k \in \mathbb{N}$ steps and $C_k = \int_{\Theta} \log \rho_k(\theta) \rho_k(\theta) d\theta$ is a constant irrelevant for the optimization of T . In practice, we run n walkers in parallel in the chain: denoting their positions at iteration k by $\{\theta_i(k)\}_{i=1}^n$, we use the following estimator of (7) (minus the constant) as objective for training:

$$\mathcal{L}_k^n[T] = -\frac{1}{n} \sum_{i=1}^n \log \hat{\rho}(\theta_i(k)). \quad (8)$$

The training component of Algorithm 1 uses stochastic gradient descent on this loss function to update the parameters of the normalizing flow (line 15). Note that $\{\theta_i(k)\}_{i=1}^n$ are not perfect samples from ρ_* to start with, but their quality increases with the number of iterations of the MCMC. Note also that this training strategy is different from the one proposed in (Rezende & Mohamed, 2015), which uses instead the *reverse* KL divergence of $\hat{\rho}$ from ρ_* : this objective could be combined with the one in (8). Here we will stick to using (8) as loss, using approximate input from ρ_* through the MCMC samples initialized as explained next. Müller et al. (2019) used the same forward KL divergence for training yet using a reweighing of samples from $\hat{\rho}$ for its estimation, which may be imprecise if the initial pushforward density bears little overlap with the target ρ_* .

Initialization. To initialize MCMC chains, we assume that we have initial data lying in each of the important modes of the posterior ρ_* , but require no additional information. That is, we take $\theta_i(0) = \theta_i$, where the θ_i are initially located in these modes but not necessarily drawn from ρ_* . We stress that the method therefore applies in situations where these modes have been located beforehand, for example by doing gradient descent on $L(\theta) \rho_o(\theta)$ from random points in Θ .

Architecture details of Algorithm 1 are deferred to Appendix A. Questions of convergence of this algorithm are treated in (Gabrié et al., 2021) (Appendix B).

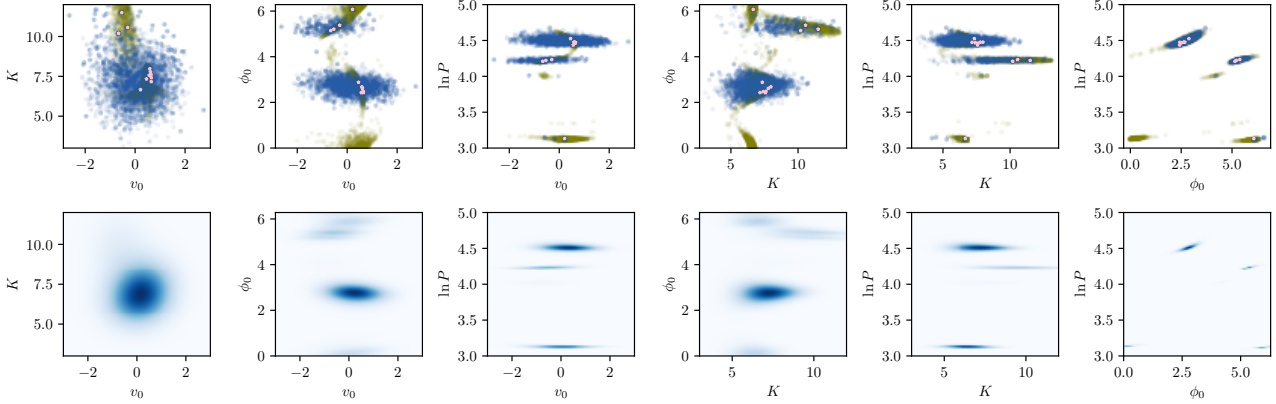


Figure 3. Comparing samples from Algorithm 1 (top row in blue, 2d projections) with the samples from Joker (in green) and the initialization samples (in pink). The posterior densities marginalized over two parameters are shown in the bottom row.

4. Numerical Experiments

4.1. Sampling Mixture of Gaussians in High-dimension

As a first test case of Algorithm 1, we sample a Gaussian mixture with 2 components in 10 dimensions and estimate the relative statistical weights of its two modes.¹ The bottom row of Fig. 1 shows 2d projections of the trajectories of representative chains (in black) from initializations in each of the modes (red stars) as the NF learns to model the target density (blue contours). Running first locally under the Langevin sampler, the chains progressively mix between modes and grasp the difference of statistical weights also captured by the final map T . Quantitatively, the acceptance rate of moves proposed by the NF reaches $\sim 80\%$ at the end of training (Fig. 1 top row). The estimator of the relative statistical weights of each modes (the right mode A is twice as likely as the left mode B) using Eq. (5) also converges to the exact value within a small statistical error (Fig. 1 middle row).

4.2. Radial Velocity of an Exoplanet

Next we apply our method to the Bayesian sampling of radial velocity parameters in a model close to the one studied by Price-Whelan et al. (2017) for a star-exoplanet system. The model has 4 parameters: an offset velocity v_0 , an amplitude K , a period P and a phase ϕ_0 . Introducing $\theta = (v_0, K, \phi_0, \ln P) \in \Theta \subset \mathbb{R}^4$, the radial velocity is

$$v(t; \theta) = v_0 + K \cos(\Omega t + \phi_0) \quad (9)$$

with $\Omega = 2\pi/P$. From a set of observations $D = \{v_k, t_k\}_{k=1}^N$, the goal is to sample the posterior distribution

¹In this experiment and the one that follows we used unadjusted Langevin dynamics (ULA) rather than MALA because the time steps were sufficiently small to ensure a high acceptance rate.

over θ . Following (Price-Whelan et al., 2017), we assume a Gaussian likelihood $L(\theta) = \mathcal{N}(v_k; v(t_k; \theta), \sigma_{\text{obs}}^2)$, with known variance σ_{obs}^2 , and the prior distributions

$$\begin{aligned} \ln P &\sim \mathcal{U}(\ln P_{\min}, \ln P_{\max}), & \phi_0 &\sim \mathcal{U}(0, 2\pi), \\ K &\sim \mathcal{N}(\mu_K, \sigma_K^2), & v_0 &\sim \mathcal{N}(0, \sigma_{v_0}^2). \end{aligned} \quad (10)$$

We sample $N = 6$ noisy observations at different times t_k (red diamonds in Fig. 2) from a ground-truth radial velocity with parameters θ_0 (dashed blue line). Using one iteration of the accept-reject Joker algorithm (Price-Whelan et al., 2017) with 10^3 samples from the prior distributions we obtain 11 sets of likely parameters (corresponding to the gray lines in Fig. 2), which we will use as starting points for the MCMC chains in Algorithm 1. Note that to ensure a minimum acceptance rate of $\sim 1\%$ the Joker samples priors of P and ϕ_0 only, and computes the maximum likelihood value for the “linear parameters” K and v_0 .

We assess the quality of sampling after 10^4 iterations of Algorithm 1 on Fig. 3, looking at all the possible 2d projections of space of parameters.

The samples from Algorithm 1 (top row, in blue, final acceptance rate of 60%, see Fig. 4) are generally covering well the modes of the marginal posterior distribution (second row), far beyond the initial samples (top row, in pink), at the exception of a light mode in the neighborhood of $v_0 = 0$ and $\phi_0 = 0$ in which no chain was initialized. This is an illustration of the need for prior knowledge of the rough location of a basin of interest to successfully sample it with the proposed method. For comparison, we also report samples accepted by the Joker algorithm from an initial draw of 10^6 samples (top row, in green). Because of the maximum likelihood step along K and v_0 mentioned above, the posterior is not appropriately sampled along these two dimensions by this

strategy.

5. Conclusion

Our results show that normalizing flows can be exploited to augment MCMC schemes used in Bayesian inference with a nonlocal transport component that significantly enhances mixing. By design, the method blends MCMC with an optimization component similar to that used in variational inference (Blei et al., 2017), and it would be interesting to investigate further how both approaches compare on challenging applications with complex posteriors on high dimensional parameter spaces.

Acknowledgments

GMR acknowledges generous support from the Terman Faculty Fellowship. EVE acknowledges partial support from the National Science Foundation (NSF) Materials Research Science and Engineering Center Program grant DMR-1420073, NSF DMS-1522767, and a Vannevar Bush Faculty Fellowship.

References

- Albergo, M. S., Kanwar, G., and Shanahan, P. E. Flow-based generative models for Markov chain Monte Carlo in lattice field theory. *Physical Review D*, 100(3):034515, August 2019. ISSN 2470-0010, 2470-0029. doi: 10.1103/PhysRevD.100.034515.
- Andricioaei, I., Straub, J. E., and Voter, A. F. Smart darting Monte Carlo. *Journal of Chemical Physics*, 114(16):6994–7000, 2001. ISSN 00219606. doi: 10.1063/1.1358861.
- Blei, D. M., Kucukelbir, A., and McAuliffe, J. D. Variational Inference: A Review for Statisticians. *Journal of the American Statistical Association*, 112(518):859–877, April 2017. ISSN 0162-1459, 1537-274X. doi: 10/gb2dc6.
- Dinh, L., Krueger, D., and Bengio, Y. NICE: Non-linear independent components estimation. *3rd International Conference on Learning Representations, ICLR 2015 - Workshop Track Proceedings*, 1(2):1–13, 2015.
- Dinh, L., Sohl-Dickstein, J., and Bengio, S. Density Estimation Using Real NVP. In *International Conference on Learning Representations*, pp. 32, 2017.
- Fong, E., Lyddon, S., and Holmes, C. Scalable Nonparametric Sampling from Multimodal Posteriors with the Posterior Bootstrap. In *International Conference on Machine Learning*, pp. 1952–1962. PMLR, May 2019.
- Gabrié, M., Rotskoff, G. M., and Vanden-Eijnden, E. Adaptive Monte Carlo augmented with normalizing flows. *arXiv:2105.12603 [cond-mat, physics:physics]*, May 2021.
- Hartnett, G. S. and Mohseni, M. Self-Supervised Learning of Generative Spin-Glasses with Normalizing Flows. *arXiv:2001.00585 [cond-mat, physics:quant-ph, stat]*, January 2020.
- Jordan, R., Kinderlehrer, D., and Otto, F. The Variational Formulation of the Fokker–Planck Equation. *SIAM Journal on Mathematical Analysis*, 29(1):1–17, January 1998. ISSN 0036-1410, 1095-7154. doi: 10.1137/S0036141096303359.
- Levy, D., Hoffman, M. D., and Sohl-Dickstein, J. Generalizing Hamiltonian Monte Carlo with Neural Networks. In *International Conference on Learning Representations*, February 2018.
- Liu, J. *Monte Carlo strategies in scientific computing*. Springer Verlag, New York, Berlin, Heidelberg, 2008.
- Meyn, S. P. and Tweedie, R. L. *Markov chains and stochastic stability*. Springer Science & Business Media, 2012.
- Müller, T., McWilliams, B., Rousselle, F., Gross, M., and Novák, J. Neural Importance Sampling. *arXiv:1808.03856 [cs, stat]*, September 2019.
- Neal, R. M. Annealed importance sampling. *Statistics and Computing*, 11:125–139, 2001. doi: 10.1023/A:1008923215028.
- Nicoli, K. A., Nakajima, S., Strodthoff, N., Samek, W., Müller, K. R., and Kessel, P. Asymptotically unbiased estimation of physical observables with neural samplers. *Physical Review E*, 101(2), 2020. ISSN 24700053. doi: 10.1103/PhysRevE.101.023304.
- Noé, F., Olsson, S., Köhler, J., and Wu, H. Boltzmann generators: Sampling equilibrium states of many-body systems with deep learning. *Science*, 365(6457):eaaw1147, September 2019. ISSN 0036-8075, 1095-9203. doi: 10.1126/science.aaw1147.
- Papamakarios, G., Nalisnick, E., Rezende, D. J., Mohamed, S., and Lakshminarayanan, B. Normalizing flows for probabilistic modeling and inference. *Journal of Machine Learning Research*, 22(57):1–64, 2021.
- Price-Whelan, A. M., Hogg, D. W., Foreman-Mackey, D., and Rix, H.-W. The Joker: A Custom Monte Carlo Sampler for Binary-star and Exoplanet Radial Velocity Data. *The Astrophysical Journal*, 837(1):20, 2017.
- Rezende, D. and Mohamed, S. Variational Inference with Normalizing Flows. In *International Conference on Machine Learning*, pp. 1530–1538. PMLR, June 2015.

- Roberts, G. O. and Tweedie, R. L. Exponential convergence of Langevin distributions and their discrete approximations. *Bernoulli*, 2(4):341–363, December 1996. ISSN 1350-7265.
- Rotskoff, G. M. and Vanden-Eijnden, E. Dynamical Computation of the Density of States and Bayes Factors Using Nonequilibrium Importance Sampling. *Physical Review Letters*, 122(15):150602, April 2019. ISSN 0031-9007, 1079-7114. doi: 10.1103/PhysRevLett.122.150602.
- Skilling, J. Nested sampling for general Bayesian computation. *Bayesian Analysis*, 1(4):833–859, December 2006. ISSN 1936-0975. doi: 10.1214/06-BA127.
- Sminchisescu, C. and Welling, M. Generalized darting Monte Carlo. In *Proceedings of the Eleventh International Conference on Artificial Intelligence and Statistics, PMLR*, volume 2, pp. 516–523, 2017. doi: 10.1016/j.patcog.2011.02.006.
- Song, J., Zhao, S., and Ermon, S. A-nice-mc: Adversarial training for MCMC. In Guyon, I., Luxburg, U. V., Bengio, S., Wallach, H., Fergus, R., Vishwanathan, S., and Garnett, R. (eds.), *Advances in Neural Information Processing Systems*, volume 30. Curran Associates, Inc., 2017.
- Song, Y., Sohl-Dickstein, J., Kingma, D. P., Kumar, A., Ermon, S., and Poole, B. Score-based generative modeling through stochastic differential equations. In *International Conference on Learning Representations*, 2021.
- Tabak, E. G. and Turner, C. V. A family of nonparametric density estimation algorithms. *Communications on Pure and Applied Mathematics*, 66(2):145–164, 2013. doi: <https://doi.org/10.1002/cpa.21423>.
- Tabak, E. G. and Vanden-Eijnden, E. Density estimation by dual ascent of the log-likelihood. *Communications in Mathematical Sciences*, 8(1):217–233, 2010. ISSN 15396746, 19450796. doi: 10.4310/CMS.2010.v8.n1.a11.
- Thin, A., Janati, Y., Corff, S. L., Ollion, C., Doucet, A., Durmus, A., Moulines, E., and Robert, C. Invertible Flow Non Equilibrium sampling. *arXiv:2103.10943 [stat]*, March 2021.
- Titsias, M. K. Learning Model Reparametrizations: Implicit Variational Inference by Fitting MCMC distributions. *arXiv:1708.01529 [stat]*, August 2017.
- Tjelmeland, H. and Hegstad, B. K. Mode Jumping Proposals in MCMC. *Scandinavian Journal of Statistics*, 28(1):205–223, mar 2001. ISSN 0303-6898. doi: 10.1111/1467-9469.00232. URL <https://onlinelibrary.wiley.com/doi/abs/10.1111/1467-9469.00232>.
- Wu, D., Wang, L., and Zhang, P. Solving Statistical Mechanics Using Variational Autoregressive Networks. *Physical Review Letters*, 122(8):080602, February 2019. doi: 10.1103/PhysRevLett.122.080602.

A. Computational details

All codes are made available through the Github repository [anonymous](#) (to be disclosed after double-blind review).

A.1. Architectures

We parametrize the map T as a RealNVP (Dinh et al., 2017), for which inverse and Jacobian determinant can be computed efficiently. Its building block is an invertible affine coupling layer updating half of the variables,

$$\theta_{1:d/2}^{(k+1)} = e^{s(\theta_{d/2:d}^{(k)})} \odot \theta_{1:d/2}^{(k)} + t(\theta_{d/2:d}^{(k)}) \quad (11)$$

where $s(\cdot)$ and $t(\cdot)$ are learnable neural networks from $\mathbb{R}^{d/2} \rightarrow \mathbb{R}^{d/2}$, \odot denotes component-wise multiplication (Hadamard product), and k indexes the depth of the network. In our experiments we use fully connected networks with depth 3, hidden layers of width 100 with ReLU activations. The parameters of these networks are initialized with random Gaussian values of small variance so that the RealNVP implements a map T close to the identity at initialization.

A.2. Mixture of Gaussians experiment

Target and hyperparameters. The target distribution is a mixture of Gaussian in dimension $d = 10$ with two components:

$$\rho_*(\theta) = w_A \frac{e^{-\frac{1}{2}|\theta - \theta_A|^2}}{(2\pi)^{d/2}} + w_B \frac{e^{-\frac{1}{2}|\theta - \theta_B|^2}}{(2\pi)^{d/2}}, \quad (12)$$

with weights $w_A = 2/3$, $w_B = 1/3$ and centroids with non-zero coordinates only in the first two dimensions $\theta_{A1,2} = (8, 3)$ and $\theta_{B1,2} = (-2, 3)$. Fig. 1 displays density slices in the (θ_1, θ_2) -plane.

We use a RealNVP network with 6 pairs of coupling layers and a standard normal distribution as a base ρ_B . A set of 100 independent walkers were initialized in equal shares in modes A and B of the target. For the optimization, we compute gradients using batches of 1000 samples corresponding to 10 consecutive repeated sampling steps of Algorithm 1 (with $\tau = 0.005$ and $k_{\text{Lang}} = 1$). We run 4000 parameters updates using Adam with a learning rate of 0.005.

Computing log-evidence differences. Interpreting $\rho_*(\theta)$ as a posterior distribution over a set of parameters Θ , we would like to estimate the relative evidence for modes A and B. Denoting by A and B two sets of configurations in Θ corresponding to each mode, the difference between their log-evidence is given by

$$\log Z_A - \log Z_B = \log \frac{\int_{\Theta} \mathbb{1}_A(\theta) \rho_*(\theta) d\theta}{\int_{\Theta} \mathbb{1}_B(\theta) \rho_*(\theta) d\theta} = \log \mathbb{E}_*(\mathbb{1}_A) - \log \mathbb{E}_*(\mathbb{1}_B). \quad (13)$$

Once the normalizing flow has been learned to assist sampling, it can be used to approximate Eq. 5. Drawing $\{\theta_i\}_{i=1}^n$ from $\hat{\rho}$ we have the Monte Carlo estimate $\hat{Z}_{*,A}$ of $\mathbb{E}_*(\mathbb{1}_A)$:

$$\hat{Z}_{*,A} = \frac{1}{Z_*} \sum_{i=1}^n \mathbb{1}_A(\theta_i) \hat{w}_i, \quad (14)$$

with the unnormalized weights $\hat{w}_i = L(\theta_i) \rho_o(\theta_i) / \hat{\rho}(\theta_i)$, taking the form of an importance sampling estimator. The quality of the estimator can be monitored using an estimate of the effective sample size to adjust the variance estimate from the empirical variance

$$n_{\text{eff}} = \frac{(\sum_{i=1}^n \hat{w}_i)^2}{\sum_{i=1}^n \hat{w}_i^2}. \quad (15)$$

Finally the unknown Z_* cancels out in the log-evidence difference:

$$\log Z_A - \log Z_B \approx \log \left(\sum_{i=1}^n \mathbb{1}_A(\theta_i) \hat{w}_i \right) - \log \left(\sum_{i=1}^n \mathbb{1}_B(\theta_i) \hat{w}_i \right). \quad (16)$$

In the middle right panel of Fig. 1 we report the performance of this estimator using the sets $A = \{\theta : \|\theta - \theta_A\|_2 \leq 5\}$ and $B = \{\theta : \|\theta - \theta_B\|_2 \leq 5\}$, and $n = 10^5$. The estimator convergence to the exact value $\ln 2/3 - \ln 1/3 = \ln 2$ as the quality of $\hat{\rho}$ increases over training.

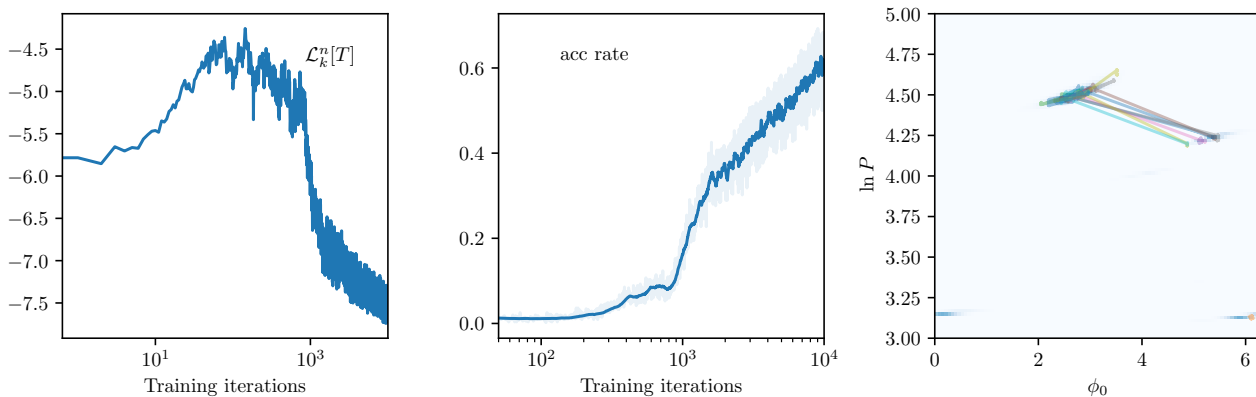


Figure 4. **Training of a NF to model the posterior distribution for the radial velocity experiment.** *Left:* Evolution of the approximate KL divergence used as an objective for training. *Middle:* The acceptance rate of the non-local moves proposed by the NF along training are above 60% by the end of training. *Right:* The contour blue plot reports the marginalized true posterior along $\ln P$ and ϕ_0 computed with numerical integration. The colored lines mark the trajectories of MCMC chains using the assisted sampling strategy considered here with the final learned map T .

A.3. Radial velocity experiment

Setup. The parameters of the prior are set to the values $\ln P_{\min} = 3$, $\ln P_{\max} = 5$, $\sigma_{\text{obs}} = 1.8$, $\sigma_K = 3$, $\mu_K = 5$ and $\sigma_{v_0} = 1$. The RealNVP used to learn the posterior distribution has 6 pairs of coupling layers. The base distribution ρ_B is a standard normal distribution as in the previous experiment, but the NF is learned on a whitened representation of the parameters θ . Concretely, using the 11 initial samples from the Joker, we compute the empirical mean $\hat{\theta}$ and empirical covariance $\hat{\Sigma} = \sum_{i=1}^n (\theta_i - \hat{\theta})(\theta_i - \hat{\theta})^\top / n$. The latter admits an eigenvalue decomposition $\hat{\Sigma} = ODO^\top$, with D the diagonal matrix of eigenvalues and O the orthogonal eigenvectors basis. Using $W = OD^{-1/2}O^\top$, we train the normalize flow to model the distribution of the whitened parameters $\theta_W = W(\theta - \hat{\theta})$.

Training. A set of 110 independent walkers were initialized using 10 copies of each of 11 set of parameters retained from an initial iteration of the Joker algorithm from 10^3 draws of ϕ_0 and $\ln P$. Here again we use 5 consecutive repeated sampling steps of Algorithm 1 (with $\tau = 5e^{-6}$ and $k_{\text{Lang}} = 1$) to compute gradients using batches of 550 samples. We run Adam for 10^4 iterations with a learning rate of 0.001.

Fig. 4 reports the evolution of the approximate KL divergence \mathcal{L}_k^n along training (left) and the acceptance rates of the non-local moves proposed by the NF (middle). We also plot the projected trajectories of 11 chains started with the initial Joker samples updated with combined sampling component of Algorithm 1 using the final learned T . During the short chains that included 10 non-local resampling steps, the walkers can be seen to jump back and forth between two of the modes of the marginalized density (underlying in blue in the plot). However mixing is not well assisted with the mode around ϕ_0 (see discussion in the main text as well).