





Gas Adsorption on Graphtriyne Membrane: Impact of the Induction Contribution on the Computational Cost

Emília Valença Ferreira de Aragão^{1,2}, Noelia Faginas-Lago¹, Yusuf
Bramastya Apriliyanto³, and Andrea Lombardi¹

¹ Dipartimento di Chimica, Biologia e Biotecnologie,
Università degli Studi di Perugia, 06123 Perugia, Italy
`emilia.dearagao@studenti.unipg.it`

`{noelia.faginaslago, andrea.lombardi}@unipg.it`

² Master-up srl, Via Sicilia 41, 06128 Perugia, Italy

`emilia.dearagao@master-up.it`

³ Department of Chemistry, Bogor Agricultural University, Jl Tanjung Kampus IPB
Dramaga, 16680, Bogor, Indonesia

Abstract. Graphynes are a family of porous carbon allotropes that are viewed as ideal 2D nanofilters. In this present work, the authors have modified the Improved Lennard Jones (ILJ) semi-empirical potential used in the previous works by adding the induction term (iind) to define the full interaction. The evaluation of the computational cost was done comparing ILJ vs ILJ-iind and analyzing the adsorption of 1 gas (CO₂) and a small mixture of gases containing CO₂, N₂ and H₂O. The computational time of the different calculations is compared and possible improvements of the potential models are discussed.

Keywords: Molecular Dynamics, Empirical potential energy surface, Gaseous separation, Graphtriyne membrane, DL_POLY software

1 Introduction

Recent reports have shown that the concentration of CO₂ in the atmosphere has risen a lot the last few decades [1]. This trend is seen as a consequence of large-scale human activity, whether it involves energy production or manufacturing materials (cement, iron, steel, etc) [2]. The excess of CO₂ in the atmosphere causes many problems, such as the more frequent apparition of toxic blue green algae in lakes during hot seasons and the rising of global temperatures [3]. This is why it is urgent to investigate strategies that can be implemented in order to, if not lower the CO₂ in the atmosphere, at least change the evolution trend and keep the CO₂ concentration at the current level. There are two main ways to do it: either capturing CO₂ in the open air or in the place where it is produced. The second approach is generally seen as more efficient and energetically cheaper

than the first, but there are some constraints: the flue gas is a mixture of water, carbon dioxide, oxygen and nitrogen molecules [4]. One way to selectively capture CO₂ in flue gas is through the adsorption using porous materials [5–8]. The advantage of this method is that it is relatively cheaper and simpler to implement on existing power plants [2]. In the last few years, a range of porous materials have been evaluated in their ability to selectively capture CO₂: a) nanoporous carbons [9–11], b) zeolites and zeolitic imidazolate frameworks (ZIFs) [12, 13], c) metal-organic frameworks (MOFs) [14], d) porous polymer networks (PPNs) or covalent organic frameworks/polymers (COFs/COPs) [15, 16], and e) a slurry made of solid adsorbents in a liquid absorbent [17]. In particular, carbon-based membranes have desirable physicochemical properties (e.g. hydrophobic, chemically inert and thermally stable) and are economically suitable and viable for carbon capture and sequestration (CCS) [18, 19]. In contrast, MOFs show permeability and good selectivity, but they are not resistant in the presence of water vapor nor in high temperature, which are usually the conditions of CO₂ combustion. What makes both of these classes effective for gas separation is their permeability and their selectivity. In addition, the thinner a membrane is, the more it is permeable, which makes single-layer membranes interesting objects of study in this context [20].

In CCS the range of options of applicable materials is vast, so it is impossible to do the synthesis, the characterization and the evaluation of the ability to selectively capture CO₂ for all of the candidates [21–23]. This is why a preliminary investigation with computational modelling and simulation is crucial for narrowing the selection of molecules. Molecular Dynamics (MD) simulations are a theoretical chemistry method for analyzing the movement of atoms and molecules using potential functions. It can be employed to investigate the structural rearrangement of pure solvents, mixed solutions and combustion processes. [24–30]. In MD, a set of potential functions is called a force field. Currently, a number of options for force fields are available in MD software, such as UFF [31] and AMBER [32]. However, both these force fields are limited in use: when studying a particular system, those force fields do not always have appropriate parameters to describe it since they are too generic. Therefore, the researcher interested in a particular system has to develop or modify parts of the force field, choosing better potential energy functions. The choice of the modifications must be based on experimental and theoretical data available from the literature or prior quantum chemical computations. While the parameterization of force fields is not a simple task, it is crucial for describing a system correctly. Recently, a number of force fields have been developed for evaluating the adsorption of gas molecules on different porous materials like zeolites [33], MOFs [34, 35], graphene and its derivatives [36–38] and other polymeric materials [18]. These force fields are used to describe molecular interactions between the gases and the porous layer in a quantitative manner, aiming to give predictions of the adsorption dynamics and transport properties of the gases.

The authors of this paper have been recently involved in the study of γ -graphynes using MD tools, in particular the development of force fields related

to gas adsorption in that class of carbon allotropes. [39–43]. γ -graphynes are atomic monolayers where the carbon atoms are arranged in a way that two adjacent hexagons are connected through C-C triple bonds. As nanoporous materials, γ -graphynes are interesting candidates for CCS. It has been reported in the literature that the pores are uniformly distributed and adjustable [44] and that they are not prone to form aggregates due to low dispersion forces. In this work, simulations were performed involving a form of γ -graphyne called graphtriyne and a mixture of $\text{CO}_2/\text{N}_2/\text{H}_2\text{O}$ in an attempt to reproduce the chemical environment of flue gases. A challenge the authors have been facing is the considerable increase of the computational time by many times because of a choice made in the potential function to represent the interaction between the gases. In this report, a discussion is held on how this problem is being confronted.

In the next section of the present work, methods and construction of the present potential energy function are outlined. In Sec. 3 a discussion about the improvements of the code is held and in Sec. 4 the paper brings up concluding remarks.

2 Methods

The MD simulations were performed in simulation boxes with dimensions $72.210 \text{ \AA} \times 62.523 \text{ \AA} \times 280.0 \text{ \AA}$. Inside each box, a graphtriyne membrane with dimensions $72.210 \text{ \AA} \times 62.523 \text{ \AA}$ was placed. The membrane structure was taken from Ref. [45], and had been previously optimized through periodic DFT calculations. Simulations were performed uniquely at the temperature of 333 K. Part of the simulations were performed with only CO_2 molecules, while the other part involved a $\text{CO}_2/\text{N}_2/\text{H}_2\text{O}$ gaseous mixture. This mixture was composed of an equal number of moles of all molecules. For the nitrogen and the carbon dioxide molecules, models taking into account the quadrupole moment were employed. Those models were a three-charge-site N_2 model [46] and a five-charge-site CO_2 model [47]. As for the water molecule, a model taken from Ref. [48] was used. In this model, the charge is distributed in a way that corresponds to the dipole moment of water in the gas phase (1.85 D) [49]. All the details of the geometries of those molecules are shown in Figure 1. For the MD simulation, the membranes were set as a frozen framework while the gas molecules were set as rigid bodies. The gas molecules were randomly distributed with equal amount into each region of the box (Figure 2).

In a MD simulation, defining correctly the intermolecular forces at play is important for obtaining accurate results. In this system, the intermolecular forces of interest are those between gas molecules and between the gas molecules and the graphtriyne membrane. The intermolecular interaction energy is decomposed in terms of molecule-molecule pair contribution, which are electrostatic and non-electrostatic contributions. The non-electrostatic contributions are measured by taking into consideration the strength of induced dipoles and the average molecular sizes. This can be done by assigning a value of polarizability to the both

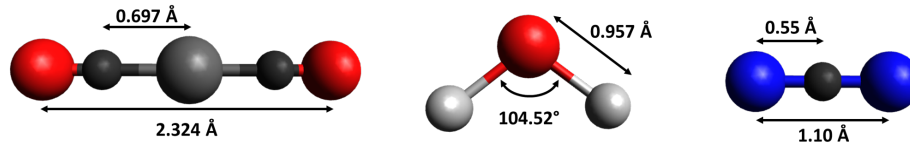


Fig. 1: Structural details of the model representation of carbon dioxide, water and nitrogen molecules. Bond lengths are shown in Å and water's bond angle is displayed in degrees.

interacting centers, as shown in Figure 1. Here, the intermolecular forces were expressed using the Improved Lennard-Jones (ILJ) potential [50–58].

$$V_{ILJ}(r) = \varepsilon \left[\frac{m}{n(r) - m} \left(\frac{r_0}{r} \right)^{n(r)} - \frac{n(r)}{n(r) - m} \left(\frac{r_0}{r} \right)^m \right] \quad (1)$$

In Eq. 1, ε , r_0 and m are parameters specific to the molecular pair involved, and r is the distance between the two interacting centers of the same molecular pair. In particular, m assumes the value of 6 for neutral-neutral pairs, 4 for ion-neutral pair and 1 for ion-ion pairs. The first term of the Eq. 1 represents the dependence of the repulsion in function of r , while the second term is the dependence of the long-range attraction in function of r . To modulate the decline of the repulsion and the strength of the attraction, the $n(r)$ term is employed (Eq. 2).

$$n(r) = \beta + 4.0 \left(\frac{r}{r_0} \right)^2 \quad (2)$$

In Eq. 2, β is a factor that modulates the hardness of the interacting pair [59, 60]. This newly introduced parameter is what makes ILJ potential able to indirectly take into account some effects of atom clustering, induction and charge transfer and to improve the Lennard-Jones function in the asymptotic region. Bearing in mind that charge transfer and induction effects may be important in the interaction between H_2O and CO_2 and N_2 a careful separate characterization of each contribution was performed. Charge transfer effects in the perturbative limit were taken into account indirectly by lowering the value of β as discussed, for instance, in ref. [40]. In addition, induction due to the permanent water dipole was estimated and incorporated explicitly using the following semiempirical asymptotic expression (in meV)

$$V_{ind}(r) = -2140 \sum_{i=1}^3 \left(\frac{3 \cos^2 \gamma + 1}{2R_{OW-X_i}} \right) \alpha_i \quad (3)$$

which is applicable because of the small dimension of water with respect to the related intermolecular distances. In Eq. 3, the left coefficient -2140 (that incorporates the square of the water dipole moment value) is given in $\text{meV} \cdot \text{Å}^3$, X_i

refers each to the C, N or to the O atoms of CO_2 and N_2 , α_i is the polarizability (in \AA^3) associated with them and γ is the angle formed by the R_{OW-X_i} vector and the dipole moment of H_2O .

In the present system, the ILJ potential and the electrostatic interactions cutoff distance was set to 15 \AA . The electrostatic interactions were calculated using the Ewald method, present in the DL_POLY 2 code [61]. All molecular dynamics calculations were performed using the DL_POLY 2. The system was studied in the canonical NVT ensemble using the Nose-Hoover thermostat and periodic boundary conditions in all directions. At first, two simulations with only CO_2 were run with using ILJ and ILJ coupled with induction. Both lasted 5.5 ns after 0.5 ns of equilibration period with a time step of 1 fs. It was observed that the simulation with ILJ and induction took about 10 times longer than the calculation where only the ILJ potential was involved. Then eight shorter calculations were run in order to analyze why the simulations with ILJ and induction were many times longer than the simulations employing only the ILJ potential. They all lasted 600 fs after 50 fs of equilibration period and a time step of 1 fs. Half of those calculations involved the box containing only CO_2 and the other part was done in the system with the gas mixture. The simulations were performed before and after a modification in one particular routine.

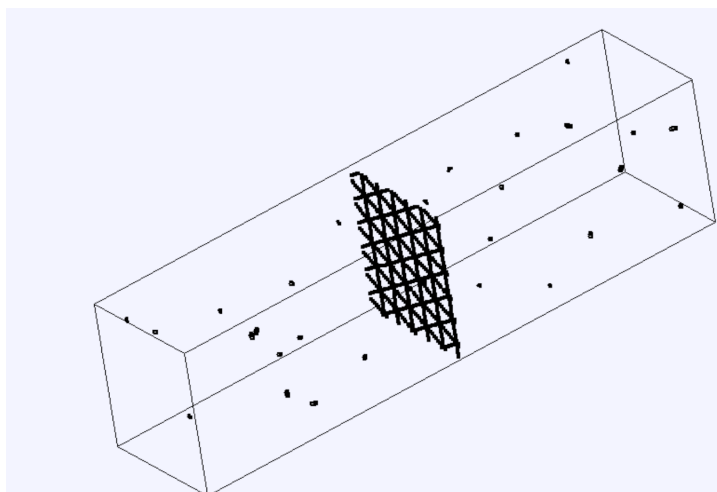


Fig. 2: A screenshot of a simulation box with gaseous mixture of CO_2 , N_2 and H_2O . The layer in the middle of the box is the graphtriyne membrane.

3 Computational results

As stated in the introduction, the aim of this work is to compare the time for the different simulations. Table 1 reports the original simulation time before any

Table 1: Original CPU time for 600 steps

	Simulation with only CO ₂		Simulation with CO ₂ /H ₂ O/N ₂	
	ILJ	ILJ+induction	ILJ	ILJ+induction
CPU time at beginning of <i>forces</i> subroutine (s)	0.006	0.006	0.007	0.008
CPU time after call of <i>ewald1/ewaldm1</i> subroutine (s)	0.085	0.331	0.097	0.377
CPU time before the first <i>induct</i> subroutine call cycle (s)	0.085	0.331	0.097	0.377
CPU time after the last <i>induct</i> subroutine call cycle (s)	0.085	0.419	0.097	0.469
CPU time at end of <i>forces</i> subroutine after 600 steps(s)	48.881	243.959	56.093	279.606
Total CPU time (s)	48.909	243.987	56.154	279.667

modification was done to the code. At first the calculations were run with the gas mixture, and it was observed that the total CPU time of the simulation with the ILJ and the induction took about five times longer than the simulation with only the ILJ potential. Then calculations were run with only CO₂ and they were a little bit shorter compared to the ones with the gas mixture, but the simulations with ILJ+induction were still five times longer than with only ILJ. There are no other differences in both ILJ and ILJ+induction options in the code besides the inclusion of the induction part in the latter. This modification was done in a subroutine of the DL_POLY2 code that calculates all the interatomic forces using the verlet neighbour list and is written in the *forces_modules.f* file. The *forces* subroutine of DL_POLY2 is a piece of code that calls other subroutines to calculate the intermolecular forces for each atom of the system. The subroutines subsequently called by *forces* change if one is using ILJ or ILJ+induction. If the calculation involves only the ILJ potential, the *ewald1* subroutine is called. If the simulation involves ILJ+induction, then the *ewaldm1* and *induct* subroutines are called. Both *ewaldm1* and *induct* were written by members of the authors group in order to take the induction into account and are situated in *ewald_module.f* and *coulomb_module.f* respectively.

In Table 1, the time is about the same for every simulation when it starts to go through *forces*. After the *ewald* module is called, the time of the ILJ+induction simulations is already 3.9 times higher than the time at the ILJ simulations. Between the *ewald* module and the *coulomb* module other subroutines are called, but there is not much difference in the CPU time. The *induct* subroutine is only used in ILJ+induction simulations and because of it the CPU time becomes five longer than the ILJ simulation. The *forces* subroutine is called for each of the 600 steps of the simulation. The last two lines in Table 1 report that there is not a significant time difference between leaving the *forces* module at the last step and the end of the simulation.

Evidence points to something inside *ewaldm1* and *induct* subroutines that makes the simulation take more time. At the moment this paper is being written, the *ewaldm1* routine is still being analysed. So discussions of the modifications in this subroutine will be left for the future.

The *induct* subroutine was analysed for both the cases with CO₂ and the gas mixture. As said before, the *forces* module is called in every step of the simulation, so 600 times. However, the *induct* subroutine is not called only once in the Forces module. In fact, *induct* is run for every single atom (including pseudoatoms) in the system at every step of the simulation. In the calculation with only CO₂, there are 909 atoms in total, so *induct* is called 545400 times in the simulation. As for the calculation with the gas mixture, the total number of atoms is 972 and the *induct* subroutine is called 583200 times. Calling that subroutine one or ten times has reported no difference in the time of the simulation, since this piece of code contains only loops and arithmetic operations. However, when such subroutine is called hundreds of thousands of times in a simulation, it begins to heavily impact in the full CPU time. Moreover, a further analysis of the coulomb module has shown that calling the routine for most of the atoms in the system is useless: there are if statements inside *induct* that only applies to carbon and oxygen atoms of CO₂, oxygen atoms of water and nitrogen atoms of N₂. The proposed solution for turning this task less time consuming was to modify the *forces* subroutine in order to only call *induct* when treating those particular atoms.

Table 2: CPU time for 600 steps after modification in the *Forces* module

	Simulation with only CO ₂		Simulation with CO ₂ /H ₂ O/N ₂	
	ILJ	ILJ +induction	ILJ	ILJ +induction
CPU time at beginning of <i>forces</i> subroutine (s)	0.006	0.006	0.008	0.007
CPU time after call of <i>ewald1/ewaldm1</i> subroutine (s)	0.086	0.321	0.098	0.379
CPU time before the first <i>induct</i> subroutine call cycle (s)	0.086	0.321	0.098	0.379
CPU time after the last <i>induct</i> subroutine call cycle (s)	0.086	0.326	0.098	0.386
CPU time at end of <i>forces</i> subroutine after 600 steps(s)	49.123	194.896	57.396	236.203
Total CPU time (s)	49.154	194.927	57.470	236.265

Table 2 reports the result of this change in the code. Calculations were run again for ILJ and ILJ+induction, with CO₂ and the gas mixture. There were some fluctuations in the simulation times, but the most important is to look at the values of the CPU time after the last *induct* call cycle. The difference with it and the CPU time before the *induct* subroutine is less than 0.01 s in both

CO₂ and the gas mixture simulations. Total CPU time for ILJ+induction is now around 4 times the Total CPU time of ILJ simulations. When running longer calculations with ILJ+induction, for instance a simulation with 6 million steps, it is expected that the modification made on *induct* will contribute to spare days of computer time.

4 Conclusions

A small modification in part of the code has had a considerable impact on the total simulation time. Future modifications in the *ewaldm1* subroutine are expected to diminish CPU time even further for calculations with ILJ and induction potentials. While the time will not be the same as simulations with only the ILJ potential, there is at least hope that it will not be 5 or 10 times longer. That way, future simulations with even larger quantities of gas in the box will be possible, and the system will be described better than in simulations with only ILJ.

5 Acknowledgements

This project has received funding from the European Union’s Horizon 2020 research and innovation programme under the Marie Skłodowska Curie grant agreement No 811312 for the project ”Astro-Chemical Origins” (ACO). E. V. F. A thanks the Herla Project(<http://hscw.herla.unipg.it>) - Università degli Studi di Perugia for allocated computing time. N. F.-L and A. L. thanks MIUR and the University of Perugia for the financial support of the AMIS project through the ”Dipartimenti di Eccellenza” programme. N. F.-L and A. L. also acknowledges the Fondo Ricerca di Base 2017 (RICBASE2017BALUCANI) del Dipartimento di Chimica, Biologia e Biotecnologie della Università di Perugia for financial support. A. L. acknowledges financial support from MIUR PRIN 2015 (contract 2015F59J3R 002).

References

1. (EPA), U.S.E.P.A. In: Climate Change Indicators in the United States: Global Greenhouse Gas Emissions. (2016)
2. Smit, B.: Carbon capture and storage: introductory lecture. *Faraday Discuss.* **192** (2016) 9–25
3. (WRI), W.R.I. In: Climate Analysis Indicators Tool (CAIT) 2.0: WRI’s climate data explorer. Available online, last accessed on 28 Feb 2019.
4. Song, C., Pan, W., Srimat, S.T., Zheng, J., Li, Y., Wang, Y.H., Xu, B.Q., Zhu, Q.M.: Tri-reforming of methane over Ni catalysts for CO₂ conversion to Syngas with desired H₂/CO ratios using flue gas of power plants without CO₂ separation. In: Carbon Dioxide Utilization for Global Sustainability. Volume 153 of Studies in Surface Science and Catalysis. Elsevier (2004) 315 – 322

- Huck, J.M., Lin, L.C., Berger, A.H., Shahrak, M.N., Martin, R.L., Bhowan, A.S., Haranczyk, M., Reuter, K., Smit, B.: Evaluating different classes of porous materials for carbon capture. *Energy & Environmental Science* **7** (2014) 4132–4146
- Bui, M., Adjiman, C.S., Bardow, A., Anthony, E.J., Boston, A., Brown, S., Fennell, P.S., Fuss, S., Galindo, A., Hackett, L.A., Hallett, J.P., Herzog, H.J., Jackson, G., Kemper, J., Krevor, S., Maitland, G.C., Matuszewski, M., Metcalfe, I.S., Petit, C., Puxty, G., Reimer, J., Reiner, D.M., Rubin, E.S., Scott, S.A., Shah, N., Smit, B., Trusler, J.P.M., Webley, P., Wilcox, J., Mac Dowell, N.: Carbon capture and storage (CCS): the way forward. *Energy & Environmental Science* **11** (2018) 1062–1176
- Li, J.R., Yu, J. and Lu, W., Sun, L.B., Sculley, J., Balbuena, P.B., Zhou, H.C.: Porous Materials with Pre-Designed Single-Molecule Traps for CO₂ Selective Adsorption. *Nature Communications* **4** (2014) 1538
- Celiberto, R., Armenise, I., Cacciatore, M., Capitelli, M., Esposito, F., Gamallo, P., Janev, R., Laganà, A., Laporta, V., Laricchiuta, A., et al.: Atomic and molecular data for spacecraft re-entry plasmas. *Plasma Sources Science and Technology* **25**(3) (2016) 033004
- Srinivas, G., Krungleviciute, V., Guo, Z.X., Yildirim, T.: Exceptional CO₂ capture in a hierarchically porous carbon with simultaneous high surface area and pore volume. *Energy & Environmental Science* **7** (2014) 335–342
- Ganesan, A., Shaijumon, M.: Activated graphene-derived porous carbon with exceptional gas adsorption properties. *Microporous and Mesoporous Materials* **220** (2015) 21–27
- Ghosh, S., Sevilla, M., Fuertes, A.B., Andreoli, E., Ho, J., Barron, A.R.: Defining a performance map of porous carbon sorbents for high-pressure carbon dioxide uptake and carbon dioxide-methane selectivity. *J. Mater. Chem. A* **4** (2016) 14739–14751
- Kim, J., Lin, L.C., Swisher, J.A., Haranczyk, M., Smit, B.: Predicting large CO₂ adsorption in aluminosilicate zeolites for postcombustion carbon dioxide capture. *Journal of the American Chemical Society* **134**(46) (2012) 18940–18943
- Liu, B., Smit, B.: Molecular simulation studies of separation of CO₂/N₂, CO₂/CH₄, and CH₄/N₂ by ZIFs. *The Journal of Physical Chemistry C* **114**(18) (2010) 8515–8522
- Lin, L.C., Kim, J., Kong, X., Scott, E., McDonald, T.M., Long, J.R., Reimer, J.A., Smit, B.: Understanding CO₂ Dynamics in Metal–Organic Frameworks with Open Metal Sites. *Angewandte Chemie International Edition* **52**(16) (2013) 4410–4413
- Schrier, J.: Carbon dioxide separation with a two-dimensional polymer membrane. *ACS Applied Materials & Interfaces* **4**(7) (2012) 3745–3752
- Xiang, Z., Mercado, R., Huck, J.M., Wang, H., Guo, Z., Wang, W., Cao, D., Haranczyk, M., Smit, B.: Systematic tuning and multifunctionalization of covalent organic polymers for enhanced carbon capture. *Journal of the American Chemical Society* **137**(41) (2015) 13301–13307
- Liu, H., Liu, B., Lin, L.C., Chen, G., Wu, Y., Wang, J., Gao, X., Lv, Y., Pan, Y., Zhang, X., Zhang, X., Yang, L., Sun, C., Smit, B., Wang, W.: A hybrid absorption–adsorption method to efficiently capture carbon. *Nature Communications* **5** (2014) 5147
- DuBay, K.H., Hall, M.L., Hughes, T.F., Wu, C., Reichman, D.R., Friesner, R.A.: Accurate Force Field Development for Modeling Conjugated Polymers. *Journal of Chemical Theory and Computation* **8**(11) (2012) 4556–4569
- Bartolomei, M., Carmona-Novillo, E., Giorgi, G.: First principles investigation of hydrogen physical adsorption on graphynes’ layers. *Carbon* **95** (2015) 1076–1081

20. Du, H., Li, J., Zhang, J., Su, G., Li, X., Zhao, Y.: Separation of hydrogen and nitrogen gases with porous graphene membrane. *J. Phys. Chem. C* **115**(47) (2011) 23261–23266
21. Lombardi, A., Faginas-Lago, N., Laganà, A., Pirani, F., Falcinelli, S.: A Bond-Bond Portable Approach to Intermolecular Interactions: Simulations for N-methylacetamide and Carbon Dioxide Dimers. In Murgante, B., Gervasi, O., Misra, S., Nedjah, N., Rocha, A., Taniar, D., Apduhan, B., eds.: *Computational Science and Its Applications – ICCSA 2012*. Volume 7333 of *Lecture Notes in Computer Science.*, Springer Berlin Heidelberg (2012) 387–400
22. Lombardi, A., Faginas-Lago, N., Pacifici, L., Costantini, A.: Modeling of Energy Transfer From Vibrationally Excited CO₂ Molecules: Cross Sections and Probabilities for Kinetic Modeling of Atmospheres, Flows, and Plasmas. *J. Phys. Chem. A* **117**(45) (2013) 11430–11440
23. Falcinelli, S., Rosi, M., Candori, P., Vecchiocattivi, F., Bartocci, A., Lombardi, A., Faginas-Lago, N., Pirani, F.: Modeling the intermolecular interactions and characterization of the dynamics of collisional autoionization processes. In: *International Conference on Computational Science and Its Applications – 2013*, Springer Berlin Heidelberg (2013) 69–83
24. Pallottelli, S., Tasso, S., Pannacci, N., Costantini, A., Faginas-Lago, N.: Distributed and collaborative learning objects repositories on grid networks. *Computational Science and Its Applications–ICCSA 2010* (2010) 29–40
25. Faginas-Lago, N., Laganà, A., Gargano, R., Barreto, P.: On the semiclassical initial value calculation of thermal rate coefficients for the N + N₂ reaction. *Journal of Chemical Physics* **125**(11) (2006) 114311
26. Laganà, A., Faginas-Lago, N., Rampino, S., Huarte-Larrañaga, F., García, E.: Thermal rate coefficients in collinear versus bent transition state reactions: the N + N₂ case study. *Physica Scripta* **78**(5) (2008) 058116
27. Rampino, S., Faginas-Lago, N., Laganà, A., Huarte-Larrañaga, F.: An extension of the grid empowered molecular simulator to quantum reactive scattering. *Journal of Computational Chemistry* **33**(6) (2012) 708–714
28. Laganà, A., Crocchianti, S., Faginas-Lago, N., Pacifici, L., Ferraro, G.: A nonorthogonal coordinate approach to atom-diatom parallel reactive scattering calculations. *Collection of Czechoslovak Chemical Communications* **68**(2) (2003) 307–330
29. Faginas-Lago, N., Lombardi, A., Pacifici, L., Costantini, A.: Design and implementation of a Grid application for direct calculations of reactive rates. *Computational and Theoretical Chemistry* **1022** (2013) 103–107
30. Lombardi, A., Faginas-Lago, N., Laganà, A.: Grid calculation tools for massive applications of collision dynamics simulations: Carbon dioxide energy transfer. In: *Computational Science and Its Applications – ICCSA 2014*. Volume 8579 of *LNCS.*, Springer International Publishing (2014) 627–639
31. Rappe, A.K., Casewit, C.J., Colwell, K.S., Goddard, W.A., Skiff, W.M.: UFF, a full periodic table force field for molecular mechanics and molecular dynamics simulations. *Journal of the American Chemical Society* **114**(25) (1992) 10024–10035
32. Pearlman, D., Case, D., W. Caldwell, J., S. Ross, W., Cheatham, T., DeBolt, S., Ferguson, D., Seibel, G., Kollman, P.: AMBER. A package of computer-programs for applying molecular mechanics, normal-mode analysis, molecular-dynamics and free-energy calculations to simulate the structural and energetic properties of molecules. *Computer Physics Communications* **91** (1995) 1–41

33. Lim, J.R., Yang, C.T., Kim, J., Lin, L.C.: Transferability of CO₂ Force Fields for Prediction of Adsorption Properties in All-Silica Zeolites. *The Journal of Physical Chemistry C* **122**(20) (2018) 10892–10903
34. Boyd, P.G., Moosavi, S.M., Witman, M., Smit, B.: Force-Field Prediction of Materials Properties in Metal-Organic Frameworks. *The Journal of Physical Chemistry Letters* **8**(2) (2017) 357–363
35. Lin, L.C., Lee, K., Gagliardi, L., Neaton, J.B., Smit, B.: Force-field development from electronic structure calculations with periodic boundary conditions: Applications to gaseous adsorption and transport in metal-organic frameworks. *Journal of Chemical Theory and Computation* **10**(4) (2014) 1477–1488
36. Vekeman, J., García Cuesta, I., Faginas-Lago, N., Wilson, J., Sánchez-Marín, J., Sánchez de Merás, A.: Potential models for the simulation of methane adsorption on graphene: development and CCSD(T) benchmarks. *Physical Chemistry Chemical Physics* (18) (2018) 25518–25530
37. Lombardi, A., Faginas-Lago, N., Pacifici, L., Grossi, G.: Energy transfer upon collision of selectively excited CO₂ molecules: State-to-state cross sections and probabilities for modeling of atmospheres and gaseous flows. *Journal of Chemical Physics* **143**(3) (2015) 034307
38. Faginas-Lago, N., Albertí, M., Costantini, A., Laganà, A., Lombardi, A., Pacifici, L.: An innovative synergistic grid approach to the computational study of protein aggregation mechanisms. *Journal of Molecular Modeling* **20**(7) (2014) 2226
39. Faginas-Lago, N., Huarte-Larrañaga, F., Laganà, A.: Full dimensional quantum versus semiclassical reactivity for the bent transition state reaction N + N₂. *Chemical Physics Letters* **464**(4-6) (2008) 249–255
40. Apriliyanto, Y.B., Faginas-Lago, N., Lombardi, A., Evangelisti, S., Bartolomei, M., Leininger, T., Pirani, F.: Nanostructure selectivity for molecular adsorption and separation: the case of graphyne layers. *The Journal of Physical Chemistry C* **122**(28) (2018) 16195–16208
41. Faginas-Lago, N., Yeni, D., Huarte, F., Wang, Y., Alcamí, M., Martin, F.: Adsorption of Hydrogen Molecules on Carbon Nanotubes Using Quantum Chemistry and Molecular Dynamics. *Journal of Physical Chemistry A* **120**(32) (2016) 6451–6458
42. Yeamin, M.B., Faginas-Lago, N., Albertí, M., García Cuesta, I., Sánchez-Marín, J., Sánchez de Merás, A.: Multi-scale theoretical investigation of molecular hydrogen adsorption over graphene: coronene as a case study. *RSC Adv.* **4** (2014) 54447–54453
43. Faginas-Lago, N., Apriliyanto, Y., Lombardi, A.: Molecular Simulations of CO₂/N₂/H₂O Gaseous Mixture Separation in Graphtriyne Membrane. In Misra, S., Gervasi, O., Murgante, B., Stankova, E., Korkhov, V., Torre, C., Rocha, A.M.A., Taniar, D., Apduhan, B.O., Tarantino, E., eds.: *Computational Science and Its Applications – ICCSA 2019. Lecture Notes in Computer Science*, Springer International Publishing (2019) 374–387
44. James, A., John, C., Owais, C., Myakala, S.N., Chandra Shekar, S., Choudhuri, J.R., Swathi, R.S.: Graphynes: indispensable nanoporous architectures in carbon flatland. *RSC Advances* **8** (2018) 22998–23018
45. Bartolomei, M., Giorgi, G.: A novel nanoporous graphite based on graphynes: First-principles structure and carbon dioxide preferential physisorption. *ACS Applied Materials & Interfaces* **8**(41) (2016) 27996–28003
46. Lombardi, A., Pirani, F., Laganà, A., Bartolomei, M.: Energy transfer dynamics and kinetics of elementary processes (promoted) by gas-phase CO₂-N₂ collisions: Selectivity control by the anisotropy of the interaction. *Journal of Computational Chemistry* **37**(16) (2016) 1463–1475

47. Bartolomei, M., Pirani, F., Laganà, A., Lombardi, A.: A full dimensional grid empowered simulation of the $\text{CO}_2 + \text{CO}_2$ processes. *Journal of Computational Chemistry* **33**(22) (2012) 1806–1819
48. Albertí, M., Aguilar, A., Cappelletti, D., Laganà, A., Pirani, F.: On the development of an effective model potential to describe water interaction in neutral and ionic clusters. *International Journal of Mass Spectrometry* **280** (2009) 50–56
49. Albertí, M., Pirani, F., Laganà, A.: Carbon Dioxide Clathrate Hydrates: Selective Role of Intermolecular Interactions and Action of the SDS Catalyst. *The Journal of Physical Chemistry A* **117**(32) (2013) 6991–7000
50. Pirani, P., Brizi, S., Roncaratti, L., Casavecchia, P., Cappelletti, D., Vecchiocattivi, F.: Beyond the Lennard-Jones Model: a Simple and Accurate Potential Function Probed by High Resolution Scattering Data Useful for Molecular Dynamics Simulations. *Phys. Chem. Chem. Phys.* **10** (2008) 5489–5503
51. Lombardi, A., Laganà, A., Pirani, F., Palazzetti, F., Faginas-Lago, N.: Carbon oxides in gas flows and earth and planetary atmospheres: State-to-state simulations of energy transfer and dissociation reactions. Volume 7972 of LNCS. Springer Berlin Heidelberg (2013)
52. Faginas-Lago, N., Albertí, M., Laganà, A., Lombardi, A., Pacifici, L., Costantini, A.: The molecular catalytic effect in methane ice formation. Volume 8579 LNCS. Springer International Publishing (2014)
53. Faginas-Lago, N., Albertí, M., Lombardi, A., Pirani, F.: A force field for acetone: the transition from small clusters to liquid phase investigated by molecular dynamics simulations. *Theoretical Chemistry Accounts* **135**(7) (2016)
54. Faginas-Lago, N., Albertí, M., Laganà, A., Lombardi, A.: Ion-water cluster molecular dynamics using a semiempirical intermolecular potential. In: *Lecture Notes in Computer Science (including subseries Lecture Notes in Artificial Intelligence and Lecture Notes in Bioinformatics)*. Volume 9156. (2015) 355–370
55. Faginas-Lago, N., Albertí, M., Laganà, A., Lombardi, A.: Water $(\text{H}_2\text{O})_m$ or benzene $(\text{C}_6\text{H}_6)_n$ aggregates to solvate the K^+ ? In Murgante, B., Misra, S., Carlini, M., Torre, C.M., Nguyen, H.Q., Taniar, D., Apduhan, B.O., Gervasi, O., eds.: *Computational Science and Its Applications – ICCSA 2013*. Springer Berlin Heidelberg (2013) 1–15
56. Faginas-Lago, N., Lombardi, A., Albertí, M., Grossi, G.: Accurate analytic intermolecular potential for the simulation of Na^+ and K^+ ion hydration in liquid water. *Journal of Molecular Liquids* **204** (2015) 192–197
57. Lombardi, A., Faginas-Lago, N., Gaia, G., Palazzetti, F., Aquilanti, V.: Collisional energy exchange in $\text{CO}_2\text{-N}_2$ gaseous mixtures. In Gervasi, O., Murgante, B., Misra, S., Rocha, A.M.A.C., Torre, C.M., Taniar, D., Apduhan, B.O., Stankova, E., Wang, S., eds.: *Computational Science and Its Applications – ICCSA 2016*. Springer International Publishing (2016) 246–257
58. Albertí, M., Faginas-Lago, N.: Ion Size Influence on the Ar Solvation Shells of $\text{M}^+\text{C}_6\text{F}_6$ Clusters ($\text{M} = \text{Na}, \text{K}, \text{Rb}, \text{Cs}$). *The Journal of Physical Chemistry A* **116**(12) (2012) 3094–3102
59. Pirani, F., Albertí, M., Castro, A., Moix Teixidor, M., Cappelletti, D.: Atom-bond pairwise additive representation for intermolecular potential energy surfaces. *Chem. Phys. Lett.* **394**(1-3) (2004) 37–44
60. Pacifici, L., Verdicchio, M., Faginas-Lago, N., Lombardi, A., Costantini, A.: A high-level ab initio study of the $\text{N}_2 + \text{N}_2$ reaction channel. *J. Comput. Chem.* **34**(31) (2013) 2668–2676
61. Smith, W., Yong, C., Rodger, P.: DL.POLY: Application to molecular simulation. *Molecular Simulation* **28**(5) (2002) 385–471