

Deep Networks Provably Classify Data on Curves

Tingran Wang^{*†‡} Sam Buchanan^{†‡} Dar Gilboa[§] John Wright^{†‡¶}

November 1, 2021

Abstract

Data with low-dimensional nonlinear structure are ubiquitous in engineering and scientific problems. We study a model problem with such structure—a binary classification task that uses a deep fully-connected neural network to classify data drawn from two disjoint smooth curves on the unit sphere. Aside from mild regularity conditions, we place no restrictions on the configuration of the curves. We prove that when (i) the network depth is large relative to certain geometric properties that set the difficulty of the problem and (ii) the network width and number of samples are polynomial in the depth, randomly-initialized gradient descent quickly learns to correctly classify all points on the two curves with high probability. To our knowledge, this is the first generalization guarantee for deep networks with nonlinear data that depends only on intrinsic data properties. Our analysis proceeds by a reduction to dynamics in the neural tangent kernel (NTK) regime, where the network depth plays the role of a fitting resource in solving the classification problem. In particular, via fine-grained control of the decay properties of the NTK, we demonstrate that when the network is sufficiently deep, the NTK can be locally approximated by a translationally invariant operator on the manifolds and stably inverted over smooth functions, which guarantees convergence and generalization.

1 Introduction

In applied machine learning, engineering, and the sciences, we are frequently confronted with the problem of identifying low-dimensional structure in high-dimensional data. In certain well-structured data sets, identifying a good low-dimensional model is the principal task: examples include convolutional sparse models in microscopy [47] and neuroscience [13, 19], and low-rank models in collaborative filtering [8, 11]. Even more complicated datasets from problems such as image classification exhibit some form of low-dimensionality: recent experiments estimate the effective dimension of CIFAR-10 as 26 and the effective dimension of ImageNet as 43 [65]. The variability in these datasets can be thought of as comprising two parts: a “probabilistic” variability induced by the distribution of geometries associated with a given class, and a “geometric” variability associated with physical nuisances such as pose and illumination. The former is challenging to model analytically; virtually all progress on this issue has come through the introduction of large datasets and high-capacity learning machines. The latter induces a much cleaner analytical structure: transformations of a given image lie near a low-dimensional submanifold of the image space (Figure 1). The celebrated successes of convolutional neural networks in image classification seem to derive from their ability to simultaneously handle both types of variability. Studying how neural networks compute with data lying near a low-dimensional manifold is an essential step towards understanding how neural networks achieve invariance to continuous transformations of the image domain, and towards the longer term goal

*Corresponding author: tw2579@columbia.edu

†Department of Electrical Engineering, Columbia University

‡Data Science Institute, Columbia University

§Center for Brain Science, Harvard University

¶Department of Applied Physics and Applied Mathematics, Columbia University

of developing a more comprehensive mathematical understanding of how neural networks compute with real data. At the same time, in some scientific and engineering problems, classifying manifold-structured data *is* the goal—one example is in gravitational wave astronomy [25, 34], where the goal is to distinguish true events from noise, and the events are generated by relatively simple physical systems with only a few degrees of freedom.

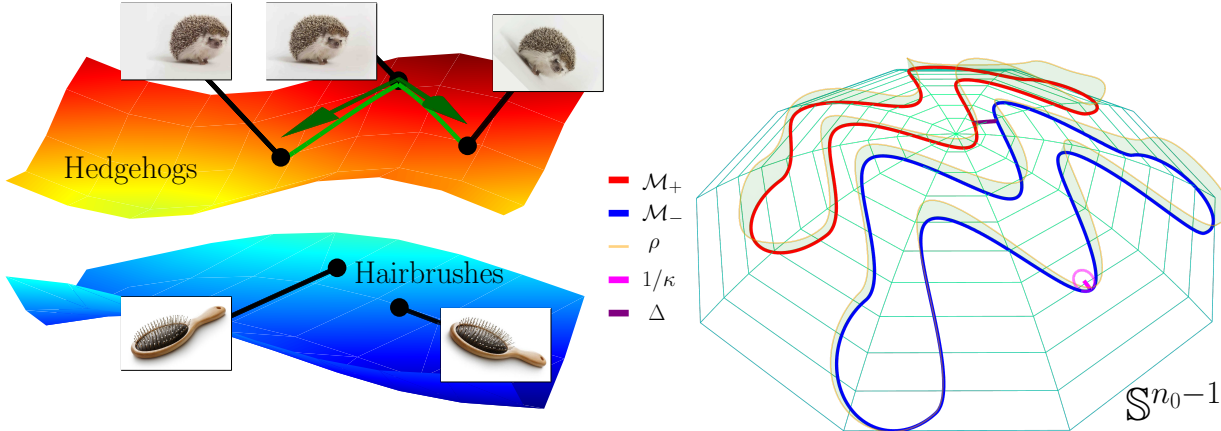


Figure 1: Low-dimensional structure in image data and the two curves problem. *Left:* Manifold structure in natural images arises due to invariance of the label to continuous domain transformations such as translations and rotations. *Right:* The two curve problem. We train a neural network to classify points sampled from a density ρ on the submanifolds $\mathcal{M}_+, \mathcal{M}_-$ of the unit sphere. We illustrate the angle injectivity radius Δ and curvature $1/\kappa$. These parameters help to control the difficulty of the problem: problems with smaller separation and larger curvature are more readily separated with deeper networks.

Motivated by these long term goals, in this paper we study the *multiple manifold problem* (Figure 1), a mathematical model problem in which we are presented with a finite set of labeled samples lying on disjoint low-dimensional submanifolds of a high-dimensional space, and the goal is to correctly classify *every* point on each of the submanifolds—a strong form of generalization. The central mathematical question is how the *structure* of the data (properties of the manifolds such as dimension, curvature, and separation) influences the *resources* (data samples, and network depth and width) required to guarantee generalization. Our main contribution is the first end-to-end analysis of this problem for a nontrivial class of manifolds: one-dimensional smooth curves that are non-intersecting, cusp-free, and without antipodal pairs of points. Subject to these constraints, the curves can be oriented essentially arbitrarily (say, non-linearly-separably, as in Figure 1), and the hypotheses of our results depend only on architectural resources and intrinsic geometric properties of the data. To our knowledge, this is the first generalization result for training a deep nonlinear network to classify structured data that makes no a-priori assumptions about the representation capacity of the network or about properties of the network after training.

Our analysis proceeds in the neural tangent kernel (NTK) regime of training, where the network is wide enough to guarantee that gradient descent can make large changes in the network output while making relatively small changes to the network weights. This approach is inspired by the recent work [61], which reduces the analysis of generalization in the one-dimensional multiple manifold problem to an auxiliary problem called the *certificate problem*. Solving the certificate problem amounts to proving that the target label function lies near the stable range of the NTK. The existence of certificates (and more generally, the conditions under which practically-trained neural networks can fit structured data) is open, except for a few very simple geometries which we will review below—in particular, [61] leaves this question completely open. Our technical contribution is to show that setting the network depth sufficiently large relative to intrinsic properties of the data guarantees the existence of a certificate (Theorem 3.1), resolving the one-dimensional case of the multiple manifold problem for a broad class of curves (Theorem 3.2). This leads in turn to a

novel perspective on the role of the network depth as a *fitting resource* in the classification problem, which is inaccessible to shallow networks.

1.1 Related Work

Deep networks and low dimensional structure. Modern applications of deep neural networks include numerous examples of low-dimensional manifold structure, including pose and illumination variations in image classification [2, 6], as well as detection of structured signals such as electrocardiograms [17, 23], gravitational waves [25, 34], audio signals [16], and solutions to the diffusion equation [52]. Conventionally, to compute with such data one might begin by extracting a low-dimensional representation using nonlinear dimensionality reduction (“manifold learning”) algorithms [3–5, 7, 15, 58, 60]. For supervised tasks, there is also theoretical work on kernel regression over manifolds [12, 14, 22, 55]. These results rely on very general Sobolev embedding theorems, which are not precise enough to specify the interplay between regularity of the kernel and properties of the data need to obtain concrete resource tradeoffs in the two curve problem. There is also a literature which studies the resource requirements associated with approximating functions over low-dimensional manifolds [18, 33, 42, 48]: a typical result is that for a sufficiently smooth function there *exists* an approximating network whose complexity is controlled by intrinsic properties such as the dimension. In contrast, we seek *algorithmic* guarantees that prove that we can efficiently train deep neural networks for tasks with low-dimensional structure. This requires us to grapple with how the geometry of the data influences the dynamics of optimization methods.

Neural networks and structured data—theory? Spurred by insights in asymptotic infinite width [26, 28] and non-asymptotic [21, 24] settings, there has been a surge of recent theoretical work aimed at establishing guarantees for neural network training and generalization [30–32, 38, 41, 44, 53, 59]. Here, our interest is in end-to-end generalization guarantees, which are scarce in the literature: those that exist pertain to unstructured data with general targets, in the regression setting [36, 40, 50, 63], and those that involve low-dimensional structure consider only linear structure (i.e., spheres) [50]. For less general targets, there exist numerous works that pertain to the teacher-student setting, where the target is implemented by a neural network of suitable architecture with unstructured inputs [20, 37, 44, 53, 67]. Although adding this extra structure to the target function allows one to establish interesting separations in terms of e.g. sample complexity [35, 43, 53, 66] relative to the preceding analyses, which proceed in the “kernel regime”, we leverage kernel regime techniques in our present work because they allow us to study the interactions between deep networks and data with nonlinear low-dimensional structure, which is not possible with existing teacher-student tools. Relaxing slightly from results with end-to-end guarantees, there exist ‘conditional’ guarantees which require the existence of an efficient representation of the target mapping in terms of a certain RKHS associated to the neural network [38, 57, 61, 62]. In contrast, our present work obtains unconditional, end-to-end generalization guarantees for a nontrivial class of low-dimensional data geometries.

2 Problem Formulation

Notation. We use bold notation \mathbf{x} , \mathbf{A} for vectors and matrices/operators (respectively). We write $\|\mathbf{x}\|_p = (\sum_{i=1}^n |x_i|^p)^{1/p}$ for the ℓ^p norm of \mathbf{x} , $\langle \mathbf{x}, \mathbf{y} \rangle = \sum_{i=1}^n x_i y_i$ for the euclidean inner product, and for a measure space (X, μ) , $\|g\|_{L^p_\mu} = (\int_X |g(x)|^p d\mu(x))^{1/p}$ denotes the L^p_μ norm of a function $g : X \rightarrow \mathbb{R}$. The unit sphere in \mathbb{R}^n is denoted \mathbb{S}^{n-1} , and $\angle(\mathbf{x}, \mathbf{y}) = \cos^{-1}(\langle \mathbf{x}, \mathbf{y} \rangle)$ denotes the angle between unit vectors. For a kernel $K : X \times X \rightarrow \mathbb{R}$, we write $\mathbf{K}_\mu[g](x) = \int_X K(x, x')g(x') d\mu(x')$ for the action of the associated Fredholm integral operator; an omitted subscript denotes Lebesgue measure. We write \mathbf{P}_S to denote the orthogonal projection operator onto a (closed) subspace S . Full notation is provided in Appendix B.

2.1 The Two Curve Problem¹

A natural model problem for the tasks discussed in Section 1 is the classification of low-dimensional submanifolds using a neural network. In this work, we study the one-dimensional, two-class case of this problem, which we refer to as the *two curve problem*. To fix ideas, let $n_0 \geq 3$ denote the ambient dimension, and let \mathcal{M}_+ and \mathcal{M}_- be two disjoint smooth regular simple closed curves taking values in \mathbb{S}^{n_0-1} , which represent the two classes (Figure 1). In addition, we require that the curves lie in a spherical cap of radius $\pi/2$: for example, the intersection of the sphere and the nonnegative orthant $\{\mathbf{x} \in \mathbb{R}^{n_0} \mid \mathbf{x} \geq 0\}$.² Given N i.i.d. samples $\{\mathbf{x}_i\}_{i=1}^N$ from a density ρ supported on $\mathcal{M} = \mathcal{M}_+ \cup \mathcal{M}_-$, which is bounded above and below by positive constants ρ_{\max} and ρ_{\min} and has associated measure μ , as well as their corresponding ± 1 labels, we train a feedforward neural network $f_\theta : \mathbb{R}^{n_0} \rightarrow \mathbb{R}$ with ReLU nonlinearities, uniform width n , and depth L (and parameters θ) by minimizing the empirical mean squared error using randomly-initialized gradient descent. Our goal is to prove that this procedure yields a separator for the geometry given sufficient resources n , L , and N —i.e., that $\text{sign}(f_{\theta_k}) = 1$ on \mathcal{M}_+ and -1 on \mathcal{M}_- at some iteration k of gradient descent.

To achieve this, we need an understanding of the progress of gradient descent. Let $f_* : \mathcal{M} \rightarrow \{\pm 1\}$ denote the classification function for \mathcal{M}_+ and \mathcal{M}_- that generates our labels, write $\zeta_\theta(\mathbf{x}) = f_\theta(\mathbf{x}) - f_*(\mathbf{x})$ for the network’s prediction error, and let $\theta_{k+1} = \theta_k - (\tau/N) \sum_{i=1}^N \zeta_{\theta_k}(\mathbf{x}_i) \nabla_\theta f_{\theta_k}(\mathbf{x}_i)$ denote the gradient descent parameter sequence, where $\tau > 0$ is the step size and θ_0 represents our Gaussian initialization. Elementary calculus then implies the error dynamics equation $\zeta_{\theta_{k+1}} = \zeta_{\theta_k} - (\tau/N) \sum_{i=1}^N \Theta_k^N(\cdot, \mathbf{x}_i) \zeta_{\theta_k}(\mathbf{x}_i)$ for $k = 0, 1, \dots$, where $\Theta_k^N : \mathcal{M} \times \mathcal{M} \rightarrow \mathbb{R}$ is a certain kernel. The precise expression for this kernel is not important for our purposes: what matters is that (i) making the width n large relative to the depth L guarantees that Θ_k^N remains close throughout training to its ‘initial value’ $\Theta_\mu^{\text{NTK}}(\mathbf{x}, \mathbf{x}') = \langle \nabla_\theta f_{\theta_0}(\mathbf{x}), \nabla_\theta f_{\theta_0}(\mathbf{x}') \rangle$, the *neural tangent kernel*; and (ii) taking the sample size N to be sufficiently large relative to the depth L implies that a nominal error evolution defined as $\zeta_{k+1} = \zeta_k - \tau \Theta_\mu^{\text{NTK}}[\zeta_k]$ with $\zeta_0 = \zeta_{\theta_0}$ uniformly approximates the actual error ζ_{θ_k} throughout training. In other words: to prove that gradient descent yields a neural network classifier that separates the two manifolds, it suffices to overparameterize, sample densely, and show that the norm of ζ_k decays sufficiently rapidly with k . This constitutes the “NTK regime” approach to gradient descent dynamics for neural network training [26].

The evolution of ζ_k is relatively straightforward: we have $\zeta_{k+1} = (\text{Id} - \tau \Theta_\mu^{\text{NTK}})^k[\zeta_0]$, and Θ_μ^{NTK} is a positive, compact operator, so there exist an orthonormal basis of L_μ^2 functions v_i and eigenvalues $\lambda_1 \geq \lambda_2 \geq \dots \geq 0$ such that $\zeta_{k+1} = \sum_{i=1}^\infty (1 - \tau \lambda_i)^k \langle \zeta_0, v_i \rangle_{L_\mu^2} v_i$. In particular, with bounded step size $\tau < \lambda_1^{-1}$, gradient descent leads to rapid decrease of the error if and only if the initial error ζ_0 is well-aligned with the eigenvectors of Θ_μ^{NTK} corresponding to large eigenvalues. Arguing about this alignment explicitly is a challenging problem in geometry: although closed-form expressions for the functions v_i exist in cases where \mathcal{M} and μ are particularly well-structured, *no such expression is available for general nonlinear geometries*, even in the one-dimensional case we study here. However, this alignment can be guaranteed *implicitly* if one can show there exists a function $g : \mathcal{M} \rightarrow \mathbb{R}$ of small L_μ^2 norm such that $\Theta_\mu^{\text{NTK}}[g] \approx \zeta_0$ —in this situation, most of the energy of ζ_0 must be concentrated on directions corresponding to large eigenvalues. We call the construction of such a function the certificate problem [61, Eqn. (2.3)]:

Certificate Problem. *Given a two curves problem instance (\mathcal{M}, ρ) , find conditions on the architectural hyperparameters (n, L) so that there exists $g : \mathcal{M} \rightarrow \mathbb{R}$ satisfying $\|\Theta_\mu^{\text{NTK}}[g] - \zeta_0\|_{L_\mu^2} \lesssim 1/L$ and $\|g\|_{L_\mu^2} \lesssim 1/n$, with constants depending on the density ρ and logarithmic factors suppressed.*

The construction of certificates demands a fine-grained understanding of the integral operator Θ_μ^{NTK} and its interactions with the geometry \mathcal{M} . We therefore proceed by identifying those intrinsic properties of \mathcal{M} that will play a role in our analysis and results.

¹The content of this section follows the presentation of [61]; we reproduce it here for self-containedness. We omit some nonessential definitions and derivations for concision; see Appendix C.1 for these details.

²The specific value $\pi/2$ is immaterial to our arguments: this constraint is only to avoid technical issues that arise when antipodal points are present in \mathcal{M} , so any constant less than π would work just as well. This choice allows for some extra technical expediency, and connects with natural modeling assumptions (e.g. data corresponding to image manifolds, with nonnegative pixel intensities).

2.2 Key Geometric Properties

In the NTK regime described in Section 2.1, gradient descent makes rapid progress if there exists a small certificate g satisfying $\Theta_\mu^{\text{NTK}}[g] \approx \zeta_0$. The NTK is a function of the network width n and depth L —in particular, we will see that the depth L serves as a fitting resource, enabling the network to accommodate more complicated geometries. Our main analytical task is to establish relationships between these architectural resources and the intrinsic geometric properties of the manifolds that guarantee existence of a certificate.

Intuitively, one would expect it to be harder to separate curves that are close together or oscillate wildly. In this section, we formalize these intuitions in terms of the curves' *curvature*, and quantities which we term the *angle injectivity radius* and *clover-number*, which control the separation between the curves and their tendency to self-intersect. Given that the curves are regular, we may parameterize the two curves at unit speed with respect to arc length: for $\sigma \in \{\pm\}$, we write $\text{len}(\mathcal{M}_\sigma)$ to denote the length of each curve, and use $\mathbf{x}_\sigma(s) : [0, \text{len}(\mathcal{M}_\sigma)] \rightarrow \mathbb{S}^{n_0-1}$ to represent these parameterizations. We let $\mathbf{x}_\sigma^{(i)}(s)$ denote the i -th derivative of \mathbf{x}_σ with respect to arc length. Because our parameterization is unit speed, $\|\mathbf{x}_\sigma^{(1)}(s)\|_2 = 1$ for all $\mathbf{x}_\sigma(s) \in \mathcal{M}$. We provide full details regarding this parameterization in Appendix C.2.

Curvature and Manifold Derivatives. Our curves \mathcal{M}_σ are submanifolds of the sphere \mathbb{S}^{n_0-1} . The curvature of \mathcal{M}_σ at a point $\mathbf{x}_\sigma(s)$ is the norm $\|\mathbf{P}_{\mathbf{x}_\sigma(s)^\perp} \mathbf{x}_\sigma^{(2)}(s)\|_2$ of the component $\mathbf{P}_{\mathbf{x}_\sigma(s)^\perp} \mathbf{x}_\sigma^{(2)}(s)$ of the second derivative of $\mathbf{x}_\sigma(s)$ that lies tangent to the sphere \mathbb{S}^{n_0-1} at $\mathbf{x}_\sigma(s)$. Geometrically, this measures the extent to which the curve $\mathbf{x}_\sigma(s)$ deviates from a geodesic (great circle) on the sphere. Our technical results are phrased in terms of the *maximum curvature* $\kappa = \sup_{\sigma,s} \{\|\mathbf{P}_{\mathbf{x}_\sigma(s)^\perp} \mathbf{x}_\sigma^{(2)}(s)\|_2\}$. In stating results, we also use $\hat{\kappa} = \max\{\kappa, \frac{2}{\pi}\}$ to simplify various dependencies on κ . When κ is large, \mathcal{M}_σ is highly curved, and we will require a larger network depth L . In addition to the maximum curvature κ , our technical arguments require $\mathbf{x}_\sigma(s)$ to be five times continuously differentiable, and use bounds $M_i = \sup_{\sigma,s} \{\|\mathbf{x}_\sigma^{(i)}(s)\|_2\}$ on their higher order derivatives.

Angle Injectivity Radius. Another key geometric quantity that determines the hardness of the problem is the separation between manifolds: the problem is more difficult when \mathcal{M}_+ and \mathcal{M}_- are close together. We measure closeness through the extrinsic distance (angle) $\angle(\mathbf{x}, \mathbf{x}') = \cos^{-1} \langle \mathbf{x}, \mathbf{x}' \rangle$ between \mathbf{x} and \mathbf{x}' over the sphere. In contrast, we use $d_{\mathcal{M}}(\mathbf{x}, \mathbf{x}')$ to denote the intrinsic distance between \mathbf{x} and \mathbf{x}' on \mathcal{M} , setting $d_{\mathcal{M}}(\mathbf{x}, \mathbf{x}') = \infty$ if \mathbf{x} and \mathbf{x}' reside on different components \mathcal{M}_+ and \mathcal{M}_- . We set

$$\Delta = \inf_{\mathbf{x}, \mathbf{x}' \in \mathcal{M}} \{\angle(\mathbf{x}, \mathbf{x}') \mid d_{\mathcal{M}}(\mathbf{x}, \mathbf{x}') \geq \tau_1\}, \quad (2.1)$$

where $\tau_1 = \frac{1}{\sqrt{20\hat{\kappa}}}$, and call this quantity the *angle injectivity radius*. In words, the angle injectivity radius is the minimum angle between two points whose intrinsic distance exceeds τ_1 . The angle injectivity radius Δ (i) lower bounds the distance between different components \mathcal{M}_+ and \mathcal{M}_- , and (ii) accounts for the possibility that a component will “loop back,” exhibiting points with large intrinsic distance but small angle. This phenomenon is important to account for: the certificate problem is harder when one or both components of \mathcal{M} nearly self-intersect. At an intuitive level, this increases the difficulty of the certificate problem because it introduces nonlocal correlations across the operator Θ_μ^{NTK} , hurting its conditioning. As we will see in Section 4, increasing depth L makes Θ^{NTK} better localized; setting L sufficiently large relative to Δ^{-1} compensates for these correlations.

clover-number The conditioning of Θ_μ^{NTK} depends not only on how near \mathcal{M} comes to intersecting itself, which is captured by Δ , but also on the number of times that \mathcal{M} can “loop back” to a particular point. If \mathcal{M} “loops back” many times, Θ_μ^{NTK} can be highly correlated, leading to a hard certificate problem. The *clover-number* (verbally, “clover number”) reflects the number of near self-intersections:

$$\text{clover}(\mathcal{M}) = \sup_{\mathbf{x} \in \mathcal{M}} \left\{ N_{\mathcal{M}} \left(\left\{ \mathbf{x}' \mid d_{\mathcal{M}}(\mathbf{x}, \mathbf{x}') \geq \tau_1, \angle(\mathbf{x}, \mathbf{x}') \leq \tau_2 \right\}, \frac{1}{\sqrt{1 + \kappa^2}} \right) \right\} \quad (2.2)$$

with $\tau_2 = \frac{19}{20\sqrt{20}\hat{\kappa}}$. The set $\{\mathbf{x}' \mid d_{\mathcal{M}}(\mathbf{x}, \mathbf{x}') \geq \tau_1, \angle(\mathbf{x}, \mathbf{x}') \leq \tau_2\}$ is the union of looping pieces, namely points that are close to \mathbf{x} in extrinsic distance but far in intrinsic distance. $N_{\mathcal{M}}(T, \delta)$ is the cardinality of a minimal δ covering of $T \subset \mathcal{M}$ in the intrinsic distance on the manifold, serving as a way to count the number of disjoint looping pieces. The \wp -number accounts for the maximal volume of the curve where the angle injectivity radius Δ is active. It will generally be large if the manifolds nearly intersect multiple times, as illustrated in Fig. 2. The \wp -number is typically small, but can be large when the data are generated in a way that induces certain near symmetries, as in the right panel of Fig. 2.

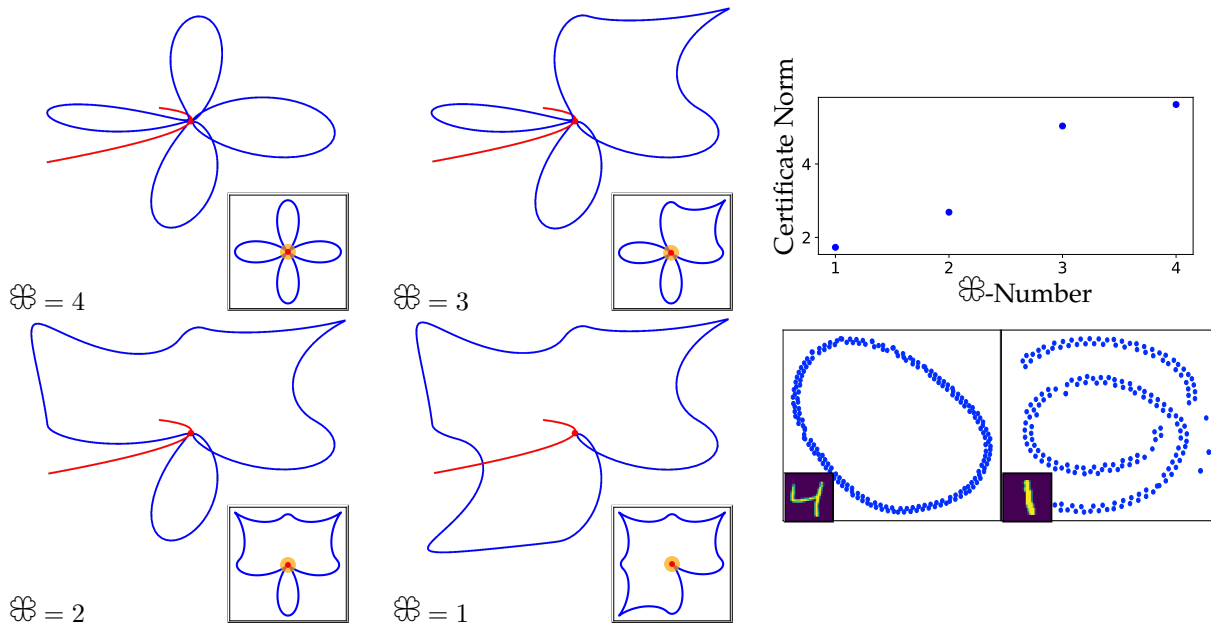


Figure 2: The \wp -number—theory and practice. *Left:* We generate a parametric family of space curves with fixed maximum curvature and length, but decreasing \wp -number, by reflecting ‘petals’ of a clover about a circumscribing square. We set \mathcal{M}_+ to be a fixed circle with large radius that crosses the center of the configurations, then rescale and project the entire geometry onto the sphere to create a two curve problem instance. In the insets, we show a two-dimensional projection of each of the blue \mathcal{M}_- curves as well as a base point $\mathbf{x} \in \mathcal{M}_+$ at the center (also highlighted in the three-dimensional plots). The intersection of \mathcal{M}_- with the neighborhood of \mathbf{x} denoted in orange represents the set whose covering number gives the \wp -number of the configuration (see (2.2)). *Top right:* We numerically generate a certificate for each of the four geometries at left and plot its norm as a function of \wp -number. The trend demonstrates that increasing \wp -number correlates with increasing classification difficulty, measured through the certificate problem: this is in line with the intuition we have discussed. *Bottom right:* t-SNE projection of MNIST images (top: a “four” digit; bottom: a “one” digit) subject to rotations. Due to the approximate symmetry of the one digit under rotation by an angle π , the projection appears to nearly intersect itself. This may lead to a higher \wp -number compared to the embedding of the less-symmetric four digit. For experimental details for all panels, see Appendix A.

3 Main Results

Our main theorem establishes a set of sufficient resource requirements for the certificate problem under the class of geometries we consider here—by the reductions detailed in Section 2.1, this implies that gradient descent rapidly separates the two classes given a neural network of sufficient depth and width. First, we note

a convenient aspect of the certificate problem, which is its amenability to approximate solutions: that is, if we have a kernel Θ that approximates Θ^{NTK} in the sense that $\|\Theta_\mu - \Theta_\mu^{\text{NTK}}\|_{L_\mu^2 \rightarrow L_\mu^2} \lesssim n/L$, and a function ζ such that $\|\zeta - \zeta_0\|_{L_\mu^2} \lesssim 1/L$, then by the triangle inequality and the Schwarz inequality, it suffices to solve the equation $\Theta_\mu[g] \approx \zeta$ instead. In our arguments, we will exploit the fact that the random kernel Θ^{NTK} concentrates well for wide networks with $n \gtrsim L$, choosing Θ as

$$\Theta(\mathbf{x}, \mathbf{x}') = (n/2) \sum_{\ell=0}^{L-1} \prod_{\ell'=\ell}^{L-1} \left(1 - (1/\pi)\varphi^{[\ell']}(\angle(\mathbf{x}, \mathbf{x}'))\right), \quad (3.1)$$

where $\varphi(t) = \cos^{-1}((1-t/\pi) \cos t + (1/\pi) \sin t)$ and $\varphi^{[\ell']}$ denotes ℓ' -fold composition of φ ; as well as the fact that for wide networks with $n \gtrsim L^5$, depth ‘smooths out’ the initial error ζ_0 , choosing ζ as the piecewise-constant function $\zeta(\mathbf{x}) = -f_*(\mathbf{x}) + \int_{\mathcal{M}} f_{\theta_0}(\mathbf{x}') d\mu(\mathbf{x}')$. We reproduce high-probability concentration guarantees from the literature that justify these approximations in Appendix G.

Theorem 3.1 (Approximate Certificates for Curves). *Let \mathcal{M} be two disjoint smooth, regular, simple closed curves, satisfying $\angle(\mathbf{x}, \mathbf{x}') \leq \pi/2$ for all $\mathbf{x}, \mathbf{x}' \in \mathcal{M}$. There exist absolute constants C, C', C'', C''' and a polynomial $P = \text{poly}(M_3, M_4, M_5, \text{len}(\mathcal{M}), \Delta^{-1})$ of degree at most 36, with degree at most 12 in $(M_3, M_4, M_5, \text{len}(\mathcal{M}))$ and degree at most 24 in Δ^{-1} , such that when*

$$L \geq \max \left\{ \exp(C' \text{len}(\mathcal{M}) \hat{\kappa}), \left(\Delta \sqrt{1 + \kappa^2}\right)^{-C'' \mathfrak{C}(\mathcal{M})}, C''' \hat{\kappa}^{10}, P, \rho_{\max}^{12} \right\},$$

there exists a certificate g with $\|g\|_{L_\mu^2} \leq \frac{C \|\zeta\|_{L_\mu^2}}{\rho_{\min} n \log L}$ such that $\|\Theta_\mu[g] - \zeta\|_{L_\mu^2} \leq \frac{\|\zeta\|_{L^\infty}}{L}$.

Theorem 3.1 is our main technical contribution: it provides a sufficient condition on the network depth L to resolve the approximate certificate problem for the class of geometries we consider, with the required resources depending only on the geometric properties we introduce in Section 2.2. Given the connection between certificates and gradient descent, Theorem 3.1 demonstrates that *deeper networks fit more complex geometries*, which shows that the network depth plays the role of a fitting resource in classifying the two curves. We provide a numerical corroboration of the interaction between the network depth, the geometry, and the size of the certificate in Figure 3. For any family of geometries with bounded \mathfrak{C} -number, Theorem 3.1 implies a polynomial dependence of the depth on the angle injectivity radius Δ , whereas we are unable to avoid an exponential dependence of the depth on the curvature κ . Nevertheless, these dependences may seem overly pessimistic in light of the existence of ‘easy’ two curve problem instances—say, linearly-separable classes, each of which is a highly nonlinear manifold—for which one would expect gradient descent to succeed without needing an unduly large depth. In fact, such geometries *will not* admit a small certificate norm in general unless the depth is sufficiently large: intuitively, this is a consequence of the operator Θ_μ being ill-conditioned for such geometries.³

The proof of Theorem 3.1 is novel, both in the context of kernel regression on manifolds and in the context of NTK-regime neural network training. We detail the key intuitions for the proof in Section 4. As suggested above, applying Theorem 3.1 to construct a certificate is straightforward: given a suitable setting of L for a two curve problem instance, we obtain an approximate certificate g via Theorem 3.1. Then with the triangle inequality and the Schwarz inequality, we can bound

$$\|\Theta_\mu^{\text{NTK}}[g] - \zeta_0\|_{L_\mu^2} \leq \|\Theta_\mu^{\text{NTK}} - \Theta_\mu\|_{L_\mu^2 \rightarrow L_\mu^2} \|g\|_{L_\mu^2} + \|\zeta_0 - \zeta\|_{L_\mu^2} + \|\Theta_\mu[g] - \zeta\|_{L_\mu^2},$$

and leveraging suitable probabilistic control (see Appendix G) of the approximation errors in the previous expression, as well as on $\|\zeta\|_{L_\mu^2}$, then yields bounds for the certificate problem. Applying the reductions from gradient descent dynamics in the NTK regime to certificates discussed in Section 2.1, we then obtain an end-to-end guarantee for the two curve problem.

³Again, the equivalence between the difficulty of the certificate problem and the progress of gradient descent on decreasing the error is a consequence of our analysis proceeding in the kernel regime with the square loss—using alternate techniques to analyze the dynamics can allow one to prove that neural networks continue to fit such ‘easy’ classification problems efficiently (e.g. [38]).

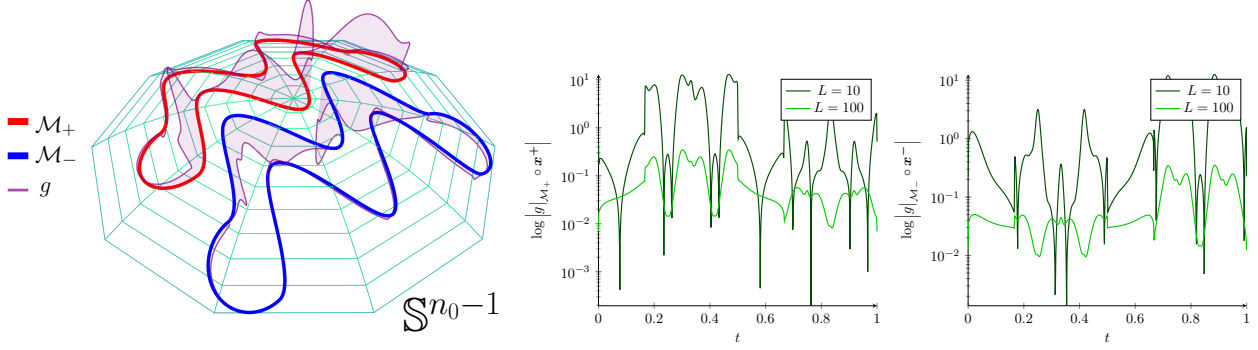


Figure 3: The effect of geometry and depth on the certificate. *Left:* The certificate g computed numerically from the kernel Θ for depth $L = 50$ (defined in (3.1)) and the geometry from Figure 1 with a uniform density, graphed over the manifolds. Control of the norm of the certificate implies rapid progress of gradient descent, as reflected in Theorem 3.2. Comparing to Section 1, we note that the certificate has large magnitude near the point of minimum distance between the two curves—this is suggestive of the way the geometry sets the difficulty of the fitting problem. *Right:* To visualize the certificate norm more precisely, we graph the log-magnitude of the certificate for kernels Θ of varying depth L , viewing them through the arc-length parameterizations \mathbf{x}_σ for the curves (left: \mathcal{M}_+ ; right: \mathcal{M}_-). At a coarse scale, the maximum magnitude decreases as the depth increases; at a finer scale, curvature-associated defects are ‘smoothed out’. This indicates the role of depth as a fitting resource. See Appendix A for further experimental details.

Theorem 3.2 (Generalization). *Let \mathcal{M} be two disjoint smooth, regular, simple closed curves, satisfying $\angle(\mathbf{x}, \mathbf{x}') \leq \pi/2$ for all $\mathbf{x}, \mathbf{x}' \in \mathcal{M}$. For any $0 < \delta \leq 1/e$, choose L so that*

$$L \geq K \max \left\{ \frac{1}{(\Delta\sqrt{1+\kappa^2})^{C_{\mathfrak{B}}(\mathcal{M})}}, C_\mu \log^9\left(\frac{1}{\delta}\right) \log^{24}\left(C_\mu n_0 \log\left(\frac{1}{\delta}\right)\right), e^{C' \max\{\text{len}(\mathcal{M})\hat{\kappa}, \log(\hat{\kappa})\}}, P \right\}$$

$$n = K' L^{99} \log^9(1/\delta) \log^{18}(Ln_0)$$

$$N \geq L^{10},$$

and fix $\tau > 0$ such that $\frac{C''}{nL^2} \leq \tau \leq \frac{c}{nL}$. Then with probability at least $1 - \delta$, the parameters obtained at iteration $\lfloor L^{39/44}/(n\tau) \rfloor$ of gradient descent on the finite sample loss yield a classifier that separates the two manifolds.

The constants $c, C, C', C'', K, K' > 0$ are absolute, and the constant C_μ is equal to $\frac{\max\{\rho_{\min}^{19}, \rho_{\min}^{-19}\}(1+\rho_{\max})^{12}}{(\min\{\mu(\mathcal{M}_+), \mu(\mathcal{M}_-)\})^{11/2}}$. P is a polynomial $\text{poly}\{M_3, M_4, M_5, \text{len}(\mathcal{M}), \Delta^{-1}\}$ of degree at most 36, with degree at most 12 when viewed as a polynomial in M_3, M_4, M_5 and $\text{len}(\mathcal{M})$, and of degree at most 24 as a polynomial in Δ^{-1} .

Theorem 3.2 represents the first end-to-end guarantee for training a deep neural network to classify a nontrivial class of low-dimensional nonlinear manifolds. We call attention to the fact that the hypotheses of Theorem 3.2 are completely self-contained, making reference only to intrinsic properties of the data and the architectural hyperparameters of the neural network (as well as $\text{poly}(\log n_0)$), and that the result is algorithmic, as it applies to training the network via constant-stepping gradient descent on the empirical square loss and guarantees generalization within L^2 iterations. Furthermore, Theorem 3.2 can be readily extended to the more general setting of regression on curves, given that we have focused on training with the square loss.

4 Proof Sketch

In this section, we provide an overview of the key elements of the proof of Theorem 3.1, where we show that the equation $\Theta_\mu[g] \approx \zeta$ admits a solution g (the certificate) of small norm. To solve the certificate problem

for \mathcal{M} , we require a fine-grained understanding of the kernel Θ . The most natural approach is to formally set $g = \sum_{i=1}^{\infty} \lambda_i^{-1} \langle \zeta, v_i \rangle_{L^2_{\mu}} v_i$ using the eigendecomposition of Θ_{μ} (just as constructed in Section 2.1 for $\Theta_{\mu}^{\text{NTK}}$), and then argue that this formal expression converges by studying the rate of decay of λ_i and the alignment of ζ with eigenvectors of Θ_{μ} ; this is the standard approach in the literature [50, 57]. However, as discussed in Section 2.1, the nonlinear structure of \mathcal{M} makes obtaining a full diagonalization for Θ_{μ} intractable, and simple asymptotic characterizations of its spectrum are insufficient to prove that the solution g has small norm. Our approach will therefore be more direct: we will study the ‘spatial’ properties of the kernel Θ itself, in particular its rate of decay away from $\mathbf{x} = \mathbf{x}'$, and thereby use the network depth L as a resource to reduce the study of the operator Θ_{μ} to a simpler, localized operator whose invertibility can be proved using harmonic analysis. We will then use differentiability properties of Θ to transfer the solution obtained by inverting this auxiliary operator back to the operator Θ_{μ} . We refer readers to Appendix E for the full proof.

We simplify the proceedings using two basic reductions. First, with a small amount of auxiliary argumentation, we can reduce from the study of the operator-with-density Θ_{μ} to the density-free operator Θ . Second, the kernel $\Theta(\mathbf{x}, \mathbf{x}')$ is a function of the angle $\angle(\mathbf{x}, \mathbf{x}')$, and hence is rotationally invariant. This kernel is maximized at $\angle(\mathbf{x}, \mathbf{x}') = 0$ and decreases monotonically as the angle increases, reaching its minimum value at $\angle(\mathbf{x}, \mathbf{x}') = \pi$. If we subtract this minimum value, it should not affect our ability to fit functions, and we obtain a rotationally invariant kernel $\Theta^{\circ}(\mathbf{x}, \mathbf{x}') = \psi^{\circ}(\angle(\mathbf{x}, \mathbf{x}'))$ that is concentrated around angle 0. In the following, we focus on certificate construction for the kernel Θ° . Both simplifications are justified in Appendix E.3.

4.1 The Importance of Depth: Localization of the Neural Tangent Kernel

The first problem one encounters when attempting to directly establish (a property like) invertibility of the operator Θ° is its action across connected components of \mathcal{M} : the operator Θ° acts by integrating against functions defined on $\mathcal{M} = \mathcal{M}_+ \cup \mathcal{M}_-$, and although it is intuitive that most of its image’s values on each component will be due to integration of the input over the same component, there will always be some ‘cross-talk’ corresponding to integration over the opposite component that interferes with our ability to apply harmonic analysis tools. To work around this basic issue (as well as others we will see below), our argument proceeds via a localization approach: we will exploit the fact that as the depth L increases, the kernel Θ° sharpens and concentrates around its value at $\mathbf{x} = \mathbf{x}'$, to the extent that we can neglect its action across components of \mathcal{M} and even pass to the analysis of an auxiliary localized operator. This reduction is enabled by new sharp estimates for the decay of the angle function ψ° that we establish in Appendix F.3. Moreover, the perspective of using the network depth as a resource to localize the kernel Θ° and exploiting this to solve the classification problem appears to be new: this localization is typically presented as a deficiency in the literature (e.g. [51]).

At a more formal level, when the network is deep enough compared to geometric properties of the curves, for each point \mathbf{x} , the majority of the mass of the kernel $\Theta^{\circ}(\mathbf{x}, \mathbf{x}')$ is taken within a small neighborhood $d_{\mathcal{M}}(\mathbf{x}, \mathbf{x}') \leq r$ of \mathbf{x} . When $d_{\mathcal{M}}(\mathbf{x}, \mathbf{x}')$ is small relative to κ , we have $d_{\mathcal{M}}(\mathbf{x}, \mathbf{x}') \approx \angle(\mathbf{x}, \mathbf{x}')$. This allows us to approximate the local component by the following invariant operator:

$$\widehat{\mathcal{M}}[f](\mathbf{x}_{\sigma}(s)) = \int_{s'=s-r}^{s+r} \psi^{\circ}(|s-s'|) f(\mathbf{x}_{\sigma}(s')) ds'. \quad (4.1)$$

This approximation has two main benefits: (i) the operator $\widehat{\mathcal{M}}$ is defined by intrinsic distance $s' - s$, and (ii) it is highly localized. In fact, (4.1) takes the form of a convolution over the arc length parameter s . This implies that $\widehat{\mathcal{M}}$ diagonalizes in the Fourier basis, giving an explicit characterization of its eigenvalues and eigenvectors. Moreover, because $\widehat{\mathcal{M}}$ is localized, the eigenvalues corresponding to slowly oscillating Fourier basis functions are large, and $\widehat{\mathcal{M}}$ is stably invertible over such functions. Both of these benefits can be seen as consequences of depth: depth leads to localization, which facilitates approximation by $\widehat{\mathcal{M}}$, and renders that approximation invertible over low-frequency functions. In our proofs, we will work with a subspace S spanned by low-frequency basis functions that are nearly constant over a length $2r$ interval (this subspace

ends up having dimension proportional to $1/r$; see Appendix C.3 for a formal definition), and use Fourier arguments to prove invertibility of \widehat{M} over S (see Lemma E.6).

4.2 Stable Inversion over Smooth Functions

Our remaining task is to leverage the invertibility of \widehat{M} over S to argue that Θ is also invertible. In doing so, we need to account for the residual $\Theta - \widehat{M}$. We accomplish this directly, using a Neumann series argument: when setting $r \lesssim L^{-1/2}$ and the dimension of the subspace S proportional to $1/r$, the minimum eigenvalue of \widehat{M} over S exceeds the norm of the residual operator $\Theta^\circ - \widehat{M}$ (Lemma E.2). This argument leverages a decomposition of the domain into “near”, “far” and “winding” pieces, whose contribution to Θ° is controlled using the curvature, angle injectivity radius and \mathfrak{C} -number (Lemma E.8, Lemma E.9, Lemma E.10). This guarantees the strict invertibility of Θ° over the subspace S , and yields a unique solution g_S to the *restricted* equation $P_S \Theta^\circ[g_S] = \zeta$ (Theorem E.1).

This does not yet solve the certificate problem, which demands near solutions to the *unrestricted* equation $\Theta^\circ[g] = \zeta$. To complete the argument, we set $g = g_S$ and use harmonic analysis considerations to show that $\Theta^\circ[g]$ is very close to S . The subspace S contains functions that do not oscillate rapidly, and hence whose derivatives are small relative to their norm (Lemma E.23). We prove that $\Theta^\circ[g]$ is close to S by controlling the first three derivatives of $\Theta^\circ[g]$, which introduces dependencies on M_1, \dots, M_5 in the final statement of our results (Lemma E.27). In controlling these derivatives, we leverage the assumption that $\sup_{x, x' \in \mathcal{M}} \angle(x, x') \leq \pi/2$ to avoid issues that arise at antipodal points—we believe the removal of this constraint is purely technical, given our sharp characterization of the decay of ψ° and its derivatives. Finally, we move from Θ° back to Θ by combining near solutions to $\Theta^\circ[g] = \zeta$ and $\Theta^\circ[g_1] = 1$, and iterating the construction to reduce the approximation error to an acceptable level (Appendix E.3).

5 Discussion

A role for depth. In the setting of fitting functions on the sphere \mathbb{S}^{n_0-1} in the NTK regime with unstructured (e.g., uniformly random) data, it is well-known that there is very little marginal benefit to using a deeper network: for example, [36, 50, 63] show that the risk lower bound for RKHS methods is nearly met by kernel regression with a 2-layer network’s NTK in an asymptotic ($n_0 \rightarrow \infty$) setting, and results for fitting degree-1 functions in the nonasymptotic setting [56] are suggestive of a similar phenomenon. In a similar vein, fitting in the NTK regime with a deeper network does not change the kernel’s RKHS [45, 46, 49], and in a certain “infinite-depth” limit, the corresponding NTK for networks with ReLU activations, as we consider here, is a spike, guaranteeing that it fails to generalize [51, 54]. Our results are certainly not in contradiction to these facts—we consider a setting where the data are highly structured, and our proofs only show that an appropriate choice of the depth relative to this structure is *sufficient* to guarantee generalization, not necessary—but they nonetheless highlight an important role for the network depth in the NTK regime that has not been explored in the existing literature. In particular, the localization phenomenon exhibited by the deep NTK is completely inaccessible by fixed-depth networks, and simultaneously essential to our arguments to proving Theorem 3.2, as we have described in Section 4. It is an interesting open problem to determine whether there exist low-dimensional geometries that cannot be efficiently separated without a deep NTK, or whether the essential sufficiency of the depth-two NTK persists.

Closing the gap to real networks and data. Theorem 3.2 represents an initial step towards understanding the interaction between neural networks and data with low-dimensional structure, and identifying network resource requirements sufficient to guarantee generalization. There are several important avenues for future work. First, although the resource requirements in Theorem 3.1, and by extension Theorem 3.2, reflect only intrinsic properties of the data, the rates are far from optimal—improvements here will demand a more refined harmonic analysis argument beyond the localization approach we take in Section 4.1. A more fundamental advance would consist of extending the analysis to the setting of a model for image data, such as

cartoon articulation manifolds, and the NTK of a convolutional neural network with architectural settings that impose translation invariance [29, 39]—recent results show asymptotic statistical efficiency guarantees with the NTK of a simple convolutional architecture, but only in the context of generic data [64]. The approach to certificate construction we develop in Theorem 3.1 will be of use in establishing guarantees analogous to Theorem 3.2 here, as our approach does not require an explicit diagonalization of the NTK. In addition, extending our certificate construction approach to smooth manifolds of dimension larger than one is a natural next step. We believe our localization argument generalizes to this setting: as our bounds for the kernel ψ are sharp with respect to depth and independent of the manifold dimension, one could seek to prove guarantees analogous to Theorem 3.1 with a similar subspace-restriction argument for sufficiently regular manifolds, such as manifolds diffeomorphic to spheres, where the geometric parameters of Section 2.2 have natural extensions. Such a generalization would incur at best an exponential dependence of the network on the manifold dimension for localization in high dimensions.

More broadly, the localization phenomena at the core of our argument appear to be relevant beyond the regime in which the hypotheses of Theorem 3.2 hold: we provide a preliminary numerical experiment to this end in Appendix A.3. Training fully-connected networks with gradient descent on a simple manifold classification task, low training error appears to be easily achievable only when the decay scale of the kernel is small relative to the inter-manifold distance even at moderate depth and width, and this decay scale is controlled by the depth of the network.

Acknowledgements

This work was supported by a Swartz fellowship (DG), by a fellowship award (SB) through the National Defense Science and Engineering Graduate (NDSEG) Fellowship Program, sponsored by the Air Force Research Laboratory (AFRL), the Office of Naval Research (ONR) and the Army Research Office (ARO), and by the National Science Foundation through grants NSF 1733857, NSF 1838061, NSF 1740833, and NSF 174039. We thank Alberto Bietti for bringing to our attention relevant prior art on kernel regression on manifolds.

References

- [1] Elias M Stein and Guido Weiss. *Introduction to Fourier Analysis on Euclidean Spaces*. Princeton University Press, 1971.
- [2] Peter N Belhumeur and David J Kriegman. “What is the set of images of an object under all possible illumination conditions?” *International Journal of Computer Vision* 28.3 (1998), pp. 245–260.
- [3] S T Roweis and L K Saul. “Nonlinear dimensionality reduction by locally linear embedding”. *Science* 290.5500 (Dec. 2000), pp. 2323–2326.
- [4] Joshua B Tenenbaum, Vin de Silva, and John C Langford. “A Global Geometric Framework for Nonlinear Dimensionality Reduction”. *Science* 290.5500 (Dec. 2000), pp. 2319–2323.
- [5] Mikhail Belkin and Partha Niyogi. “Laplacian Eigenmaps for Dimensionality Reduction and Data Representation”. *Neural Comput.* 15.6 (June 2003), pp. 1373–1396.
- [6] David L Donoho and Carrie Grimes. “Image manifolds which are isometric to Euclidean space”. *Journal of mathematical imaging and vision* 23.1 (2005), pp. 5–24.
- [7] Lawrence Cayton and Sanjoy Dasgupta. “Robust Euclidean embedding”. *Proceedings of the 23rd international conference on Machine learning*. ICML ’06. Pittsburgh, Pennsylvania, USA: Association for Computing Machinery, June 2006, pp. 169–176.
- [8] Robert M Bell and Yehuda Koren. “Lessons from the Netflix prize challenge”. *SIGKDD Explor. Newsl.* 9.2 (Dec. 2007), pp. 75–79.
- [9] Laurens Van der Maaten and Geoffrey Hinton. “Visualizing data using t-SNE.” *Journal of machine learning research* 9.11 (2008).

- [10] P-A Absil, R Mahony, and R Sepulchre. *Optimization Algorithms on Matrix Manifolds*. Princeton University Press, Apr. 2009.
- [11] Y Koren, R Bell, and C Volinsky. “Matrix Factorization Techniques for Recommender Systems”. *Computer* 42.8 (Aug. 2009), pp. 30–37.
- [12] T Hangelbroek, F J Narcowich, and J D Ward. “Kernel Approximation on Manifolds I: Bounding the Lebesgue Constant”. *SIAM J. Math. Anal.* 42.4 (Jan. 2010), pp. 1732–1760.
- [13] Chaitanya Ekanadham, Daniel Tranchina, and Eero P Simoncelli. “A blind sparse deconvolution method for neural spike identification”. *Adv. Neural Inf. Process. Syst.* (2011).
- [14] Edward Fuselier and Grady B Wright. “Scattered Data Interpolation on Embedded Submanifolds with Restricted Positive Definite Kernels: Sobolev Error Estimates”. *SIAM J. Numer. Anal.* 50.3 (Jan. 2012), pp. 1753–1776.
- [15] Xu Wang, Konstantinos Slavakis, and Gilad Lerman. “Multi-Manifold Modeling in Non-Euclidean spaces”. *Proceedings of the Eighteenth International Conference on Artificial Intelligence and Statistics*. Vol. 38. Proceedings of Machine Learning Research. San Diego, California, USA: PMLR, 2015, pp. 1023–1032.
- [16] Bracha Laufer-Goldshtein, Ronen Talmon, and Sharon Gannot. “Semi-supervised sound source localization based on manifold regularization”. *IEEE/ACM Transactions on Audio, Speech, and Language Processing* 24.8 (2016), pp. 1393–1407.
- [17] Peng Xiong, Hongrui Wang, Ming Liu, Feng Lin, Zengguang Hou, and Xiuling Liu. “A stacked contractive denoising auto-encoder for ECG signal denoising”. *Physiological measurement* 37.12 (2016), p. 2214.
- [18] Ronen Basri and David W Jacobs. “Efficient Representation of Low-Dimensional Manifolds using Deep Networks”. *5th International Conference on Learning Representations, ICLR 2017, Toulon, France, April 24-26, 2017, Conference Track Proceedings*. OpenReview.net, 2017.
- [19] Jason E Chung, Jeremy F Magland, Alex H Barnett, Vanessa M Tolosa, Angela C Tooker, Kye Y Lee, Kedar G Shah, Sarah H Felix, Loren M Frank, and Leslie F Greengard. “A Fully Automated Approach to Spike Sorting”. *Neuron* 95.6 (Sept. 2017), 1381–1394.e6.
- [20] Zeyuan Allen-Zhu, Yuanzhi Li, and Yingyu Liang. “Learning and Generalization in Overparameterized Neural Networks, Going Beyond Two Layers” (Nov. 2018). arXiv: [1811.04918](https://arxiv.org/abs/1811.04918) [cs.LG].
- [21] Zeyuan Allen-Zhu, Yuanzhi Li, and Zhao Song. “A Convergence Theory for Deep Learning via Over-Parameterization” (Nov. 2018). arXiv: [1811.03962](https://arxiv.org/abs/1811.03962) [cs.LG].
- [22] Jason Altschuler, Francis Bach, Alessandro Rudi, and Jonathan Niles-Weed. “Massively scalable Sinkhorn distances via the Nyström method” (Dec. 2018). arXiv: [1812.05189](https://arxiv.org/abs/1812.05189) [stat.ML].
- [23] Karol Antczak. “Deep Recurrent Neural Networks for ECG Signal Denoising” (July 2018). arXiv: [1807.11551](https://arxiv.org/abs/1807.11551) [cs.NE].
- [24] Simon S Du, Xiyu Zhai, Barnabas Poczos, and Aarti Singh. “Gradient Descent Provably Optimizes Over-parameterized Neural Networks” (Oct. 2018). arXiv: [1810.02054](https://arxiv.org/abs/1810.02054) [cs.LG].
- [25] Hunter Gabbard, Michael Williams, Fergus Hayes, and Chris Messenger. “Matching matched filtering with deep networks for gravitational-wave astronomy”. *Physical review letters* 120.14 (2018), p. 141103.
- [26] Arthur Jacot, Franck Gabriel, and Clément Hongler. “Neural Tangent Kernel: Convergence and Generalization in Neural Networks” (June 2018). arXiv: [1806.07572](https://arxiv.org/abs/1806.07572) [cs.LG].
- [27] John M Lee. *Introduction to Riemannian Manifolds*. 2nd ed. Springer, Cham, 2018.
- [28] Song Mei, Andrea Montanari, and Phan-Minh Nguyen. “A Mean Field View of the Landscape of Two-Layers Neural Networks” (Apr. 2018). arXiv: [1804.06561](https://arxiv.org/abs/1804.06561) [stat.ML].
- [29] Roman Novak, Lechao Xiao, Jaehoon Lee, Yasaman Bahri, Greg Yang, Jiri Hron, Daniel A Abolafia, Jeffrey Pennington, and Jascha Sohl-Dickstein. “Bayesian Deep Convolutional Networks with Many Channels are Gaussian Processes” (Oct. 2018). arXiv: [1810.05148](https://arxiv.org/abs/1810.05148) [stat.ML].

- [30] Zeyuan Allen-Zhu, Yuanzhi Li, and Yingyu Liang. “Learning and Generalization in Overparameterized Neural Networks, Going Beyond Two Layers”. *Advances in Neural Information Processing Systems*. Vol. 32. 2019.
- [31] Sanjeev Arora, Simon Du, Wei Hu, Zhiyuan Li, and Ruosong Wang. “Fine-Grained Analysis of Optimization and Generalization for Overparameterized Two-Layer Neural Networks”. *Proceedings of the 36th International Conference on Machine Learning*. Vol. 97. Proceedings of Machine Learning Research. PMLR, 2019, pp. 322–332.
- [32] Yuan Cao and Quanquan Gu. “Generalization Bounds of Stochastic Gradient Descent for Wide and Deep Neural Networks”. *Advances in Neural Information Processing Systems*. Vol. 32. 2019.
- [33] Minshuo Chen, Haoming Jiang, Wenjing Liao, and Tuo Zhao. “Nonparametric Regression on Low-Dimensional Manifolds using Deep ReLU Networks” (Aug. 2019). arXiv: [1908.01842 \[cs.LG\]](#).
- [34] Timothy D Gebhard, Niki Kilbertus, Ian Harry, and Bernhard Schölkopf. “Convolutional neural networks: A magic bullet for gravitational-wave detection?” *Physical Review D* 100.6 (2019), p. 063015.
- [35] Behrooz Ghorbani, Song Mei, Theodor Misiakiewicz, and Andrea Montanari. “Limitations of Lazy Training of Two-layers Neural Networks” (June 2019). arXiv: [1906.08899 \[stat.ML\]](#).
- [36] Behrooz Ghorbani, Song Mei, Theodor Misiakiewicz, and Andrea Montanari. “Linearized two-layers neural networks in high dimension”. *arXiv preprint arXiv:1904.12191* (2019).
- [37] S Goldt, M Mézard, F Krzakala, and L Zdeborová. “Modelling the influence of data structure on learning in neural networks”. *arXiv preprint arXiv* (2019).
- [38] Ziwei Ji and Matus Telgarsky. “Polylogarithmic width suffices for gradient descent to achieve arbitrarily small test error with shallow ReLU networks” (Sept. 2019). arXiv: [1909.12292 \[cs.LG\]](#).
- [39] Zhiyuan Li, Ruosong Wang, Dingli Yu, Simon S Du, Wei Hu, Ruslan Salakhutdinov, and Sanjeev Arora. “Enhanced Convolutional Neural Tangent Kernels” (Nov. 2019). arXiv: [1911.00809 \[cs.LG\]](#).
- [40] Tengyuan Liang, Alexander Rakhlin, and Xiyu Zhai. “On the Multiple Descent of Minimum-Norm Interpolants and Restricted Lower Isometry of Kernels” (Aug. 2019). arXiv: [1908.10292 \[math.ST\]](#).
- [41] Samet Oymak, Zalan Fabian, Mingchen Li, and Mahdi Soltanolkotabi. “Generalization Guarantees for Neural Networks via Harnessing the Low-rank Structure of the Jacobian”. *arXiv preprint arXiv:1906.05392* (June 2019). arXiv: [1906.05392 \[cs.LG\]](#).
- [42] J Schmidt-Hieber. “Deep relu network approximation of functions on a manifold”. *arXiv preprint arXiv:1908.00695* (2019).
- [43] Gilad Yehudai and Ohad Shamir. “On the Power and Limitations of Random Features for Understanding Neural Networks” (Apr. 2019). arXiv: [1904.00687 \[cs.LG\]](#).
- [44] Zeyuan Allen-Zhu and Yuanzhi Li. “Backward Feature Correction: How Deep Learning Performs Deep Learning” (Jan. 2020). arXiv: [2001.04413 \[cs.LG\]](#).
- [45] Alberto Bietti and Francis Bach. “Deep Equals Shallow for ReLU Networks in Kernel Regimes” (Sept. 2020). arXiv: [2009.14397 \[stat.ML\]](#).
- [46] Lin Chen and Sheng Xu. “Deep Neural Tangent Kernel and Laplace Kernel Have the Same RKHS” (Sept. 2020). arXiv: [2009.10683 \[cs.LG\]](#).
- [47] Sky C Cheung, John Y Shin, Yenson Lau, Zhengyu Chen, Ju Sun, Yuqian Zhang, Marvin A Müller, Ilya M Eremin, John N Wright, and Abhay N Pasupathy. “Dictionary learning in Fourier-transform scanning tunneling spectroscopy”. *Nat. Commun.* 11.1 (Feb. 2020), p. 1081.
- [48] Alexander Cloninger and Timo Klock. “Deep neural networks adapt to intrinsic dimensionality beyond the target domain” (Aug. 2020). arXiv: [2008.02545 \[stat.ML\]](#).
- [49] Amnon Geifman, Abhay Yadav, Yoni Kasten, Meirav Galun, David Jacobs, and Ronen Basri. “On the Similarity between the Laplace and Neural Tangent Kernels” (July 2020). arXiv: [2007.01580 \[cs.LG\]](#).

- [50] Behrooz Ghorbani, Song Mei, Theodor Misiakiewicz, and Andrea Montanari. “When Do Neural Networks Outperform Kernel Methods?” (June 2020). arXiv: [2006.13409 \[stat.ML\]](#).
- [51] Kaixuan Huang, Yuqing Wang, Molei Tao, and Tuo Zhao. “Why Do Deep Residual Networks Generalize Better than Deep Feedforward Networks? – A Neural Tangent Kernel Perspective” (Feb. 2020). arXiv: [2002.06262 \[cs.LG\]](#).
- [52] Teeratom Kadeethum, Thomas M Jørgensen, and Hamidreza M Nick. “Physics-informed neural networks for solving nonlinear diffusivity and Biot’s equations”. *PloS one* 15.5 (2020), e0232683.
- [53] Yuanzhi Li, Tengyu Ma, and Hongyang R Zhang. “Learning Over-Parametrized Two-Layer ReLU Neural Networks beyond NTK” (July 2020). arXiv: [2007.04596 \[cs.LG\]](#).
- [54] Tengyuan Liang and Hai Tran-Bach. “Mehler’s Formula, Branching Process, and Compositional Kernels of Deep Neural Networks” (Apr. 2020). arXiv: [2004.04767 \[stat.ML\]](#).
- [55] Andrew McRae, Justin Romberg, and Mark Davenport. “Sample complexity and effective dimension for regression on manifolds” (June 2020). arXiv: [2006.07642 \[stat.ML\]](#).
- [56] Andrea Montanari and Yiqiao Zhong. “The Interpolation Phase Transition in Neural Networks: Memorization and Generalization under Lazy Training” (July 2020). arXiv: [2007.12826 \[stat.ML\]](#).
- [57] Atsushi Nitanda and Taiji Suzuki. “Optimal Rates for Averaged Stochastic Gradient Descent under Neural Tangent Kernel Regime”. *arXiv preprint arXiv:2006.12297* (2020).
- [58] Lawrence K Saul. “A tractable latent variable model for nonlinear dimensionality reduction”. *Proc. Natl. Acad. Sci. U. S. A.* 117.27 (July 2020), pp. 15403–15408.
- [59] Taiji Suzuki. “Generalization bound of globally optimal non-convex neural network training: Transportation map estimation by infinite dimensional Langevin dynamics”. *Advances in Neural Information Processing Systems*. Vol. 33. Curran Associates, Inc., 2020, pp. 19224–19237.
- [60] Akshay Agrawal, Alnur Ali, and Stephen Boyd. “Minimum-Distortion Embedding” (Mar. 2021). arXiv: [2103.02559 \[cs.LG\]](#).
- [61] Sam Buchanan, Dar Gilboa, and John Wright. “Deep Networks and the Multiple Manifold Problem”. *International Conference on Learning Representations*. 2021.
- [62] Zixiang Chen, Yuan Cao, Difan Zou, and Quanquan Gu. “How Much Over-parameterization Is Sufficient to Learn Deep ReLU Networks?” *International Conference on Learning Representations*. 2021.
- [63] Song Mei, Theodor Misiakiewicz, and Andrea Montanari. “Generalization error of random features and kernel methods: hypercontractivity and kernel matrix concentration” (Jan. 2021). arXiv: [2101.10588 \[math.ST\]](#).
- [64] Song Mei, Theodor Misiakiewicz, and Andrea Montanari. “Learning with invariances in random features and kernel models” (Feb. 2021). arXiv: [2102.13219 \[stat.ML\]](#).
- [65] Phil Pope, Chen Zhu, Ahmed Abdelkader, Micah Goldblum, and Tom Goldstein. “The Intrinsic Dimension of Images and Its Impact on Learning”. *International Conference on Learning Representations* (2021).
- [66] Maria Refinetti, Sebastian Goldt, Florent Krzakala, and Lenka Zdeborová. “Classifying high-dimensional Gaussian mixtures: Where kernel methods fail and neural networks succeed” (Feb. 2021). arXiv: [2102.11742 \[cs.LG\]](#).
- [67] Mo Zhou, Rong Ge, and Chi Jin. “A Local Convergence Theory for Mildly Over-Parameterized Two-Layer Neural Network” (Feb. 2021). arXiv: [2102.02410 \[cs.LG\]](#).

Contents

A	Details of Figures	15
A.1	Figure 2	15
A.2	Figure 3	16
A.3	Kernel Decay Scale and Trainability of Realistic Networks: Empirical Evidence	18
B	Notation	19
C	Key Definitions	20
C.1	Problem Formulation	20
C.2	Geometric Properties	22
C.3	Subspace of Smooth Functions and Kernel Derivatives	24
D	Main Results	24
E	Proof for the Certificate Problem	27
E.1	Invertibility Over a Subspace of Smooth Functions	27
E.2	Certificates for the DC-Subtracted Kernel	45
E.3	Certificates with Density and DC	67
F	Bounds for the Skeleton Function ψ	76
F.1	Sharp Lower Bound for the Iterated Angle Evolution Function	77
F.2	Sharp Lower Bound for ψ	85
F.3	Nearly-Matching Upper Bound	88
F.4	Higher Order Derivatives of ψ	92
F.5	Additional Proofs for Some Bounds	97
G	Auxiliary Results	98
G.1	Certificates Imply Generalization	99
G.2	Concentration of the Initial Random Network and Its Gradients	99
G.3	Basic Estimates for the Infinite-Width Neural Tangent Kernel	100

A Details of Figures

A.1 Figure 2

⊞-number experiment. In each panel, the two curves are projection of curves $x_+ : [0, 2\pi] \rightarrow \mathbb{S}^3$ and $x_- : [0, 2\pi] \rightarrow \mathbb{S}^3$. We actually generate the curves as shown in the figure (i.e., in a three-dimensional space), then map them to the sphere using the map $(u, v, w) \mapsto (u, v, w, \sqrt{1 - u^2 - v^2 - w^2})$. In this three-dimensional space, the top left panel's blue curve (denoted x_- henceforth) and each panel's red curve (denoted x_+ henceforth, and which is the same for all panels) are defined by the parametric equations

$$\begin{pmatrix} x_{-,1}(t) \\ x_{-,2}(t) \\ x_{-,3}(t) \end{pmatrix} = \begin{pmatrix} \cos(4t) \\ \cos\left(\frac{\pi}{8}\right) \cos(t) (\sin(4t) + 1 + \delta) + \sin\left(\frac{\pi}{8}\right) \sin(t) (\sin(4t) + 1 + \delta) \\ -\sin\left(\frac{\pi}{8}\right) \cos(t) (\sin(4t) + 1 + \delta) + \cos\left(\frac{\pi}{8}\right) \sin(t) (\sin(4t) + 1 + \delta) \end{pmatrix}$$

$$\begin{pmatrix} x_{+,1}(t) \\ x_{+,2}(t) \\ x_{+,3}(t) \end{pmatrix} = \begin{pmatrix} 4 \sin(t) \\ 4 (\cos(t) - 1) \\ 0 \end{pmatrix},$$

where δ sets the separation between the manifolds and is set here to $\delta = 0.05$. We then rescale both curves by a factor .01: the scale of the curves is chosen such that the curvature of the sphere has a negligible effect on

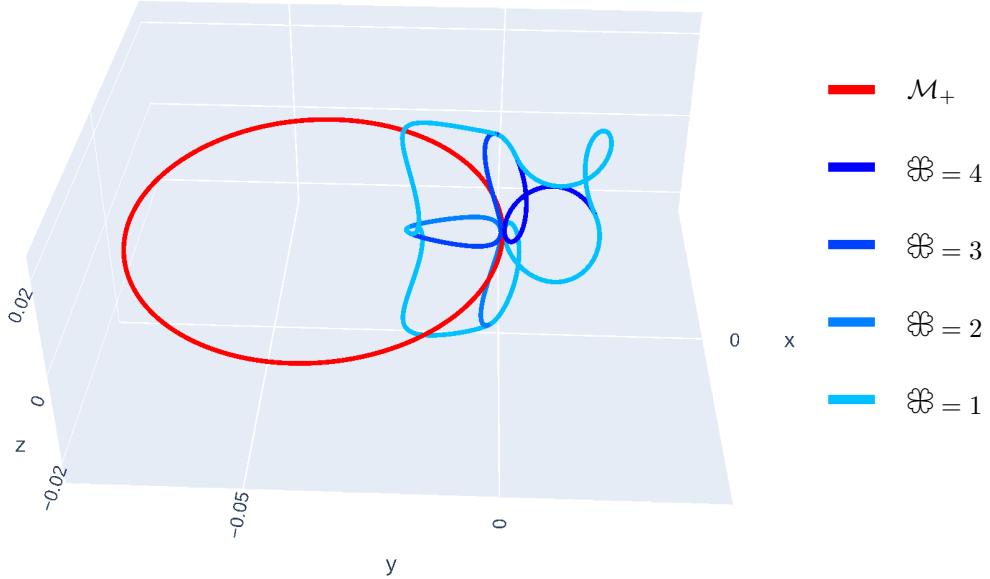


Figure 4: The two curve geometry described in Appendix A.1. The different choices of \mathcal{M}_- that lead to different \mathfrak{K} -number are overlapping. The legend indicates the \mathfrak{K} -number of the two curves problem obtained by considering the same \mathcal{M}_+ but a different \mathcal{M}_- as indicated by the color.

the curvature of the manifolds (since the chart mapping we use here distorts the curves more nearer to the boundary of the unit disk $\{(u, v, w) \mid u^2 + v^2 + w^2 \leq 1\}$).⁴

From here, we use an “unfolding” process to obtain the blue curves in the other three panels from x_- . To do this, points where $|\frac{dx_{-,2}}{dt}| = |\frac{dx_{-,3}}{dt}|$ are found numerically. There are 8 such points in total, and parts of the curve between pairs of these points are reflected across the line defined by such a pair in the (x_2, x_3) plane. This can be done for any number of pairs between 1 and 4, generating the curves shown. This procedure ensures that aside from the set of 8 points, the curvature at every point along the curve is preserved and there is no discontinuity in the first derivative, while making the geometries loop back to the common center point more. For an additional visualization of the geometry, see Figure 4.⁵

Given these geometries, in order to compute the certificate norm for the experiment in the top-right panel, we evaluate the resulting curves at 200 points each, chosen by picking equally spaced points in $[0, 2\pi]$ and evaluating the parametric equations. The certificate itself is evaluated numerically as in Appendix A.2.

Rotated MNIST digits. We rotate an MNIST image around its center by $i * \pi / 100$ for integer i between 0 and 199. We then apply t-SNE [9] using the scikit-learn package with perplexity 20 to generate the embeddings.

A.2 Figure 3

We give full implementation details for this figure here, mixed with conceptual ideas that underlie the implementation. The manifolds \mathcal{M}_+ and \mathcal{M}_- are defined by parametric equations $x_+ : [0, 1] \rightarrow \mathbb{S}^2$ and $x_- : [0, 1] \rightarrow \mathbb{S}^2$; it is not practical to obtain unit-speed parameterizations of general curves, so we also have parametric equations for their derivatives $\dot{x}_\sigma : [0, 1] \rightarrow \mathbb{R}^2$. These are important in our setting since for

⁴Although this adds a minor confounding effect to our experiments with certificate norm in the top-right panel, it is suppressed by setting the scale sufficiently small, and it can be removed in principle by using an isometric chart for the upper hemisphere instead of the map given above.

⁵For a three-dimensional interactive visualization, see https://colab.research.google.com/drive/1xmpYeLK606DtX0kJEt_apAniEB9fARRv?usp=sharing.

non-unit-speed curves, the chain rule gives for the integral of a function (say) $f : \mathcal{M}_+ \rightarrow \mathbb{R}$

$$\int_{\mathcal{M}_+} f(\mathbf{x}) d\mathbf{x} = \int_{[0,1]} (f \circ \mathbf{x}_+(t)) \|\dot{\mathbf{x}}_+(t)\|_2 dt.$$

In particular, in our experiments, we want to work with a uniform density $\rho = (\rho_+, \rho_-)$ on the manifolds, where the classes are balanced. To achieve this, use the previous equation to get that we require

$$\begin{aligned} 1 &= \int_{\mathcal{M}_+} \rho_+(\mathbf{x}) d\mathbf{x} + \int_{\mathcal{M}_-} \rho_-(\mathbf{x}) d\mathbf{x} \\ &= \int_{\mathcal{M}_+} (\rho_+ \circ \mathbf{x}_+)(t) \|\dot{\mathbf{x}}_+(t)\|_2 dt + \int_{\mathcal{M}_-} (\rho_- \circ \mathbf{x}_-)(t) \|\dot{\mathbf{x}}_-(t)\|_2 dt. \end{aligned}$$

A uniform density on \mathcal{M} is not a constant value—rather, it is characterized by being translation-invariant. It follows that ρ_σ should be defined by

$$\rho_\sigma \circ \mathbf{x}_\sigma(t) = \frac{1}{2\|\dot{\mathbf{x}}_\sigma(t)\|_2}.$$

For the experiment, we solve a discretization of the certificate problem, for which the above ideas will be useful. Consider Θ in (3.1) for a fixed depth L (and $n = 2$, since width is essentially irrelevant here). By the above discussion, the certificate problem in this setting is to solve for the certificate $g = (g_+, g_-)$

$$f_\star = \frac{1}{2} \left(\int_{[0,1]} \Theta(\cdot, \mathbf{x}_+(t)) g_+ \circ \mathbf{x}_+(t) dt + \int_{[0,1]} \Theta(\cdot, \mathbf{x}_-(t)) g_- \circ \mathbf{x}_-(t) dt \right).$$

Here, we have eliminated the initial random neural network output f_{θ_0} from the RHS. Aside from making computation easier, this is motivated by fact that the network output is approximately piecewise constant for large depth L , and we therefore expect it not to play much of a role here. Let $M \in \mathbb{N}$ denote the discretization size. Then a finite-dimensional approximation of the previous integral equation is given by the linear system

$$f_\star \circ \mathbf{x}_\sigma(t_i) = \frac{1}{2M} \left(\sum_{j=1}^M \Theta(\mathbf{x}_\sigma(t_i), \mathbf{x}_+(t_j)) g_+ \circ \mathbf{x}_+(t_j) + \sum_{j=1}^M \Theta(\mathbf{x}_\sigma(t_i), \mathbf{x}_-(t_j)) g_- \circ \mathbf{x}_-(t_j) \right) \quad (\text{A.1})$$

for all $i \in [M]$ and $\sigma \in \{\pm 1\}$, and where $t_i = (i - 1)/M$. Of course, $f_\star \circ \mathbf{x}_\sigma(t) = \sigma$, so the equation simplifies further, and because the kernel Θ and this target f_\star are smooth, there is a convergence of the data in this linear system in a precise sense to the data in the original integral equation as $M \rightarrow \infty$. In particular, define a matrix \mathbf{T}^+ by $T_{ij}^+ = \Theta(\mathbf{x}_+(t_i), \mathbf{x}_+(t_j))$, define a matrix \mathbf{T}^- by $T_{ij}^- = \Theta(\mathbf{x}_-(t_i), \mathbf{x}_-(t_j))$, and define a matrix \mathbf{T}^\pm by $T_{ij}^\pm = \Theta(\mathbf{x}_+(t_i), \mathbf{x}_-(t_j))$, all of size $M \times M$. Then the $2M \times 2M$ linear system

$$\begin{bmatrix} \mathbf{1} \\ -\mathbf{1} \end{bmatrix} = \frac{1}{2M} \begin{bmatrix} \mathbf{T}^+ & \mathbf{T}^\pm \\ (\mathbf{T}^\pm)^* & \mathbf{T}^- \end{bmatrix} \begin{bmatrix} \mathbf{g}_+ \\ \mathbf{g}_- \end{bmatrix} \quad (\text{A.2})$$

is equivalent to the discretization in (A.1). We implement and solve the system in (A.2) using the definitions we have given above, using the pseudoinverse of the $2M \times 2M$ matrix appearing in this expression to obtain $[\mathbf{g}_+, \mathbf{g}_-]^*$, and plot the results in Figure 3, in particular interpreting $(g_\sigma)_i$ as the sampled point $g_\sigma \circ \mathbf{x}_\sigma(t_i)$ as in (A.1) when we plot in the left panel of Figure 3. Evidently, it would be immediate to modify the experiment to replace the LHS of (A.1) by the error $f_{\theta_0} - f_\star$: the same protocol given above would work, but there would be an element of randomness added to the experiments.

Specifically, in Figure 3 we set $M = 900$. When plotting the solution to (A.2), i.e. the vector $[\mathbf{g}_+, \mathbf{g}_-]^*$, we moreover scale the vector by a factor of 0.3 to facilitate visualization.

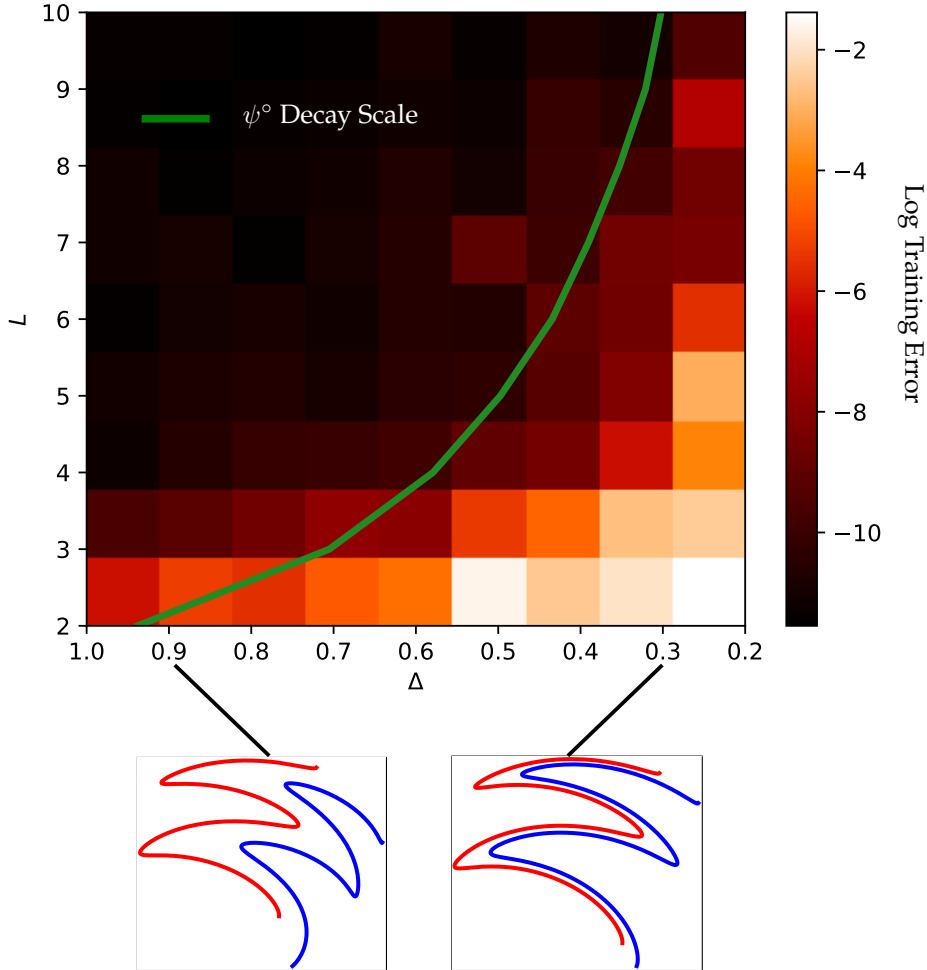


Figure 5: The decay properties of the NTK are predictive of trainability on a toy dataset. We plot the log training error of networks of varying depth that are trained to classify two curves with varying separation. The insets show a projection of the geometry onto the plane for separation values 0.3 and 0.9. For each depth L , the characteristic decay scale of the DC-subtracted NTK (ψ°) is computed numerically and plotted in green. We find that small training loss is only achievable if the decay scale of the kernel is small compared to the inter-manifold distance, hence the decay scale is predictive of trainability.

A.3 Kernel Decay Scale and Trainability of Realistic Networks: Empirical Evidence

One of the main insights into the manifold classification problem that is utilized to obtain Theorem 3.2 is that (roughly speaking) the depth of a fully-connected network controls the decay properties of the network’s NTK, and that fitting can be guaranteed once the decay occurs on a spatial scale that is small relative to certain geometric properties of the data. Here we provide empirical evidence that this phenomenon holds beyond the regime in which our main theorems hold, and in fact is relevant for networks of moderate width and depth as well.

We draw 400 samples each from a uniform distribution over a union of two curves that are related by a rotation by a geodesic angle that is varied from 0.2 to 1.0 in increments of 0.1. The curves are not linearly separable even for large angle (see insets in Fig. 5). These curves are embedded in \mathbb{S}^{n_0-1} for $n_0 = 128$ and subjected to a rotation drawn uniformly from the Haar measure. We then train a fully-connected network to classify the curves using ℓ^2 loss. The network has width $n = 256$ and we vary the depth from $L = 2$ to

$L = 10$, and train using full-batch gradient descent for 10^5 iterations with learning rate $\tau = 1/(4nL)$ (so that the total effective "training time" is independent of depth). We plot the log training error after training as a function of depth and the inter-manifold distance. For each depth L , we estimate an effective "decay scale" of the DC-subtracted skeleton ψ° by determining the point s^* such that $\psi^\circ(s^*) = \frac{\psi^\circ(0)}{2}$.

The results are presented in Fig. 5. We observe that the network convergences to small training loss only when the depth is large comparable to the inverse of the manifold separation. As the depth represents the decay rate of the NTK, this indicates that a deeper network generates a localized NTK, allowing faster decay of the training error and making the classification problem easy. Notice that since the geometry of the dataset and network architecture do not satisfy all the assumptions of Theorem 3.2, the experiment provides evidence that the underlying phenomena regarding the role of the depth hold in greater generality. This preliminary result also suggests that the connection between the network architecture and the data geometry, as expressed through the decay properties of the NTK, can have a dramatic effect on the training process even for fully-connected networks.

B Notation

We use bold lowercase \mathbf{x} for vectors and uppercase \mathbf{A} for matrices and operators. We generally use non-bold notation to represent scalars and scalar-valued functions. $\mathbb{R}, \mathbb{C}, \mathbb{Z}$ are used for the real numbers, complex numbers and integers, respectively. \mathbb{N}_0 represents non-negative integers, and \mathbb{N} represents the natural numbers. \mathbb{R}^n represents n -dimensional Euclidean space, \mathbb{C}^n represents the space of complex n -tuples (as a n -dimensional vector space over \mathbb{C}) and $\mathbb{S}^{n-1} \subset \mathbb{R}^n$ represents the $n - 1$ dimensional sphere centered at zero with unit radius. For a complex number $z = x + iy$ (or a complex-valued function), $|z| = \sqrt{x^2 + y^2}$ denotes the complex modulus, and $\bar{z} = x - iy$ denotes the complex conjugate. For $\mathbf{x}, \mathbf{y} \in \mathbb{C}^n$, we denote $\|\mathbf{x}\|_p = (\sum_{i=1}^n |x_i|^p)^{1/p}$ as the p -norm and $\langle \mathbf{x}, \mathbf{y} \rangle = \sum_{i=1}^n \bar{x}_i y_i$ as the standard (second-argument-linear) inner product. We use \mathbf{x}^* and \mathbf{A}^* to represent the conjugate transpose of vectors or matrices of complex numbers (so e.g. $\mathbf{x}^* \mathbf{y} = \langle \mathbf{x}, \mathbf{y} \rangle$). We use \mathbf{P}_S to represent the orthogonal projection operator onto a closed subspace S of a normed vector space (typically a Hilbert space).

For a Borel measure space (X, μ) and any measurable function $f : X \rightarrow \mathbb{C}$, we use $\|f\|_{L_\mu^p} = (\int_{\mathbf{x} \in X} |f(\mathbf{x})|^p d\mu(\mathbf{x}))^{1/p}$ to represent the L^p norm of f for $0 < p < \infty$. We omit the measure from the notation when it is clear from context. For $p = \infty$, we use $\|f\|_{L_\mu^\infty} = \inf\{C \geq 0 \mid |f(\mathbf{x})| \leq C \text{ for } \mu\text{-almost every } \mathbf{x}\}$ to represent its essential supremum. We denote the L^p space of (X, μ) by $L_\mu^p(X)$ (or simply L_μ^p when the space is clear from context), which is formed by all complex-valued measurable functions with finite L_μ^p norm. For another space (Y, ν) and a (linear) operator $\mathbf{T} : L_\mu^p(X) \rightarrow L_\nu^q(Y)$, we represent its $L_\mu^p \rightarrow L_\nu^q$ operator norm as $\|\mathbf{T}\|_{L_\mu^p \rightarrow L_\nu^q} = \sup_{\|f\|_{L_\mu^p} = 1} \|\mathbf{T}[f]\|_{L_\nu^q}$. When $X = Y, \mu = \nu$, and $p = q = 2$ (and (X, μ) is sufficiently regular), we have a Hilbert space; we write $\langle f, g \rangle_{L_\mu^2} = \int_X \bar{f}(\mathbf{x})g(\mathbf{x}) d\mu(\mathbf{x})$ for the inner product, and \mathbf{T}^* to denote the associated adjoint of an operator \mathbf{T} (so e.g. $f^* = \langle f, \cdot \rangle$ denotes the corresponding dual element of a function f). We use $\text{Id} : L_\mu^p(X) \rightarrow L_\mu^p(X)$ to denote the identity operator, i.e. $\text{Id}[f] = f$ for every $f \in L_\mu^p$. For $S \subset X$, we use $\mathbb{1}_S$ to represent the indicator function $\mathbb{1}_S(\mathbf{x}) = 1, \forall \mathbf{x} \in S$ and 0 otherwise; we will write $\mathbb{1}$ to denote $\mathbb{1}_X$. For a map $\varphi : X \rightarrow X$ and $i \in \mathbb{N}$, we use $\varphi^{[i]}$ to denote its i -th fold iterated composition of itself, i.e. $\varphi^{[i]}(\mathbf{x}) = \varphi(\varphi^{[i-1]}(\mathbf{x}))$. For $i \in \mathbb{N}$, $f^{(i)}$ is normally used to represent a function of a real variable f 's i -th order derivatives. For example, when the space is a two curve problem instance \mathcal{M} , if $\mathbf{h} : \mathcal{M} \rightarrow \mathbb{C}^n$, we define its derivatives $\mathbf{h}^{(i)}$ in (C.5); for a kernel $\Theta : \mathcal{M} \times \mathcal{M} \rightarrow \mathbb{R}$, we define its derivatives along the curve in Definition E.11.

For a Borel measure space (X, μ) , a kernel K is a mapping $K : X \times X \rightarrow \mathbb{R}$. We use \mathbf{K} for its associated Fredholm integral operator. In other words, for measurable function f we have $\mathbf{K}_\mu[g](\mathbf{x}) = \int_{\mathbf{x}' \in X} K(\mathbf{x}, \mathbf{x}')f(\mathbf{x}') d\mu(\mathbf{x}')$. When X is a Riemannian manifold, an omitted subscript/measure will always denote the Riemannian measure.

We use both lowercase and uppercase letters c, C for absolute constants whose value are independent of all parameters and c_τ, C_τ for numbers whose value only depend on some parameter τ . Throughout the text, c is used to represent numbers whose value should be small while C is for those whose value should be

large. We use C_1, C_2, \dots for constants whose values are fixed within a proof while values of C, C', C'', \dots may change from line to line.

C Key Definitions

C.1 Problem Formulation

The contents of this section will mirror Section 2.1, but provide additional technical details that were omitted there for the sake of concision and clarity of exposition. In this sense, we will focus on a rigorous formulation of the problem here, rather than on intuition: we encourage the reader to consult Section 2.1 for a more conceptually-oriented problem formulation. As in Section 2.1, we acknowledge that much of this material follows the technical exposition of [61].

Adopting the model proposed in [61], we let $\mathcal{M}_+, \mathcal{M}_-$, denote two class manifolds, each a smooth, regular, simple closed curve in \mathbb{S}^{n_0-1} , with ambient dimension $n_0 \geq 3$. We further assume \mathcal{M} precludes antipodal points by asking

$$\angle(\mathbf{x}, \mathbf{x}') \leq \pi/2, \quad \forall \mathbf{x}, \mathbf{x}' \in \mathcal{M}. \quad (\text{C.1})$$

We denote $\mathcal{M} = \mathcal{M}_+ \cup \mathcal{M}_-$, and the data measure supported on \mathcal{M} as μ . We assume that μ admits a density ρ with respect to the Riemannian measure on \mathcal{M} , and that this density is bounded from below by some $\rho_{\min} > 0$. We will also write $\rho_{\max} = \sup_{\mathbf{x} \in \mathcal{M}} \rho(\mathbf{x})$. For background on curves and manifolds, we refer the reader to [10, 27].

Given N i.i.d. samples $(\mathbf{x}_1, \dots, \mathbf{x}_N)$ from μ and their labels, given by the labeling function $f_* : \mathcal{M} \rightarrow \{\pm 1\}$ defined by

$$f_*(\mathbf{x}) = \begin{cases} +1 & \mathbf{x} \in \mathcal{M}_+ \\ -1 & \mathbf{x} \in \mathcal{M}_-, \end{cases}$$

we train a fully-connected network with ReLU activations and L hidden layers of width n and scalar output. We will write $\boldsymbol{\theta} = (\mathbf{W}^1, \dots, \mathbf{W}^{L+1})$ to denote an abstract set of admissible parameters for such a network; concretely, the features at layer $\ell \in \{1, 2, \dots, L\}$ with parameters $\boldsymbol{\theta}$ and input \mathbf{x} are written as $\boldsymbol{\alpha}_\theta^\ell(\mathbf{x}) = [\mathbf{W}^\ell \boldsymbol{\alpha}_\theta^{\ell-1}(\mathbf{x})]_+$, where $[x]_+ = \max\{x, 0\}$ denotes the ReLU (and we adopt in general the convention of writing $[\mathbf{x}]_+$ to denote application of the scalar function $[\cdot]_+$ to each entry of the vector \mathbf{x}), with boundary condition $\boldsymbol{\alpha}_\theta^0(\mathbf{x}) = \mathbf{x}$, and the network output on an input \mathbf{x} is written $f_\theta(\mathbf{x}) = \mathbf{W}^{L+1} \boldsymbol{\alpha}_\theta^L(\mathbf{x})$. We will also write $\zeta_\theta(\mathbf{x}) = f_\theta(\mathbf{x}) - f_*(\mathbf{x})$ to denote the fitting error. We use Gaussian initialization: if $\ell \in \{1, 2, \dots, L\}$, the weights are initialized as $W_{ij}^\ell \sim_{\text{i.i.d.}} \mathcal{N}(0, \frac{2}{n})$, and the top level weights are initialized as $W_i^{L+1} \sim_{\text{i.i.d.}} \mathcal{N}(0, 1)$ in order to preserve the expected feature norm.⁶ In the sequel, we will write $\boldsymbol{\theta}_0$ to denote the collection of these initial random parameters, and therefore $f_{\boldsymbol{\theta}_0}$ to denote the initial random network.

We will employ a convenient ‘‘empirical measure’’ notation to concisely represent finite-sample and population quantities in the analysis. Let $\mu^N = \frac{1}{N} \sum_{i=1}^N \delta_{\{\mathbf{x}_i\}}$ denote the empirical measure associated to our i.i.d. random sample from the population measure μ , where δ_p denotes a Dirac measure at a point p . We train on the square loss $\mathcal{L}_{\mu^N}(\boldsymbol{\theta}) = (1/2) \int_{\mathcal{M}} (\zeta_\theta(\mathbf{x}))^2 d\mu^N(\mathbf{x})$ (of course one simply has $\mathcal{L}_{\mu^N}(\boldsymbol{\theta}) = 1/(2N) \sum_{i=1}^N (\zeta_\theta(\mathbf{x}_i))^2$), which we minimize using randomly-initialized ‘‘gradient descent’’ starting at $\boldsymbol{\theta}_0$ with constant step size $\tau > 0$. We put gradient descent in quotations here because the loss \mathcal{L}_{μ^N} is only almost-everywhere differentiable, due to the nondifferentiability of the ReLU activation $[\cdot]_+$: in this sense our algorithm for minimization is ‘gradient-like’, in that it corresponds to a gradient descent iteration at almost all values of the parameters. Concretely, we define

$$\boldsymbol{\beta}_\theta^\ell(\mathbf{x}) = (\mathbf{W}^{L+1} \mathbf{P}_{I_L(\mathbf{x})} \mathbf{W}^L \mathbf{P}_{I_{L-1}(\mathbf{x})} \dots \mathbf{W}^{\ell+2} \mathbf{P}_{I_{\ell+1}(\mathbf{x})})^*$$

⁶This initialization style is common in practice (it might be referred to as ‘‘fan-out initialization’’ in that context), but less common in the theoretical literature on kernel regime training of deep neural networks, where a less-natural ‘‘NTK parameterization’’ is typically employed. A detailed discussion of these differences, and how to translate results for one parameterization into those for another, can be found (for example) in [61, §A.3].

for $\ell = 0, 1, \dots, L-1$, where

$$I_\ell(\mathbf{x}) = \{i \in [n] \mid \langle \mathbf{e}_i, \boldsymbol{\alpha}_\theta^\ell(\mathbf{x}) \rangle > 0\}, \quad \mathbf{P}_{I_\ell(\mathbf{x})} = \sum_{i \in I_\ell(\mathbf{x})} \mathbf{e}_i \mathbf{e}_i^*$$

denotes the orthogonal projection onto the set of coordinates where the ℓ -th activation at input \mathbf{x} is positive (above, \mathbf{e}_i denotes the i -th canonical basis vector, having its j -th entry equal to 1 if $j = i$ and 0 otherwise). Then we define ‘formal gradients’ of the network output with respect to the parameters (denoted by an operator $\tilde{\nabla}$) by

$$\tilde{\nabla}_{\mathbf{W}^\ell} f_\theta(\mathbf{x}) = \beta_\theta^{\ell-1}(\mathbf{x}) \boldsymbol{\alpha}_\theta^{\ell-1}(\mathbf{x})^*$$

for $\ell \in [L]$, and

$$\tilde{\nabla}_{\mathbf{W}^{L+1}} f_\theta(\mathbf{x}) = \boldsymbol{\alpha}_\theta^L(\mathbf{x})^*.$$

As stated above, these expressions agree with the actual gradients at points of differentiability (to see this, apply the chain rule). We then define a formal gradient of \mathcal{L}_{μ^N} by

$$\tilde{\nabla} \mathcal{L}_{\mu^N}(\boldsymbol{\theta}) = \int_{\mathcal{M}} \tilde{\nabla} f_\theta(\mathbf{x}) \zeta_\theta(\mathbf{x}) \, \mathrm{d}\mu^N(\mathbf{x}).$$

Thus, our gradient-like algorithm we study here is given by the sequence of parameters $\boldsymbol{\theta}_{k+1} = \boldsymbol{\theta}_k - \tau \tilde{\nabla} \mathcal{L}_{\mu^N}(\boldsymbol{\theta}_k)$, with $\boldsymbol{\theta}_0$ given by the Gaussian initialization we describe above.

Our study of this gradient-like iteration is facilitated by using kernel regime techniques, which we will describe now. Formally, the gradient descent iteration implies the following ‘error dynamics’ equation:

$$\zeta_{\boldsymbol{\theta}_{k+1}^N}(\mathbf{x}) = \zeta_{\boldsymbol{\theta}_k^N}(\mathbf{x}) - \tau \int_{\mathcal{M}} \Theta_k^N(\mathbf{x}, \mathbf{x}') \zeta_{\boldsymbol{\theta}_k^N}(\mathbf{x}') \, \mathrm{d}\mu^N(\mathbf{x}'),$$

where $\Theta_k^N(\mathbf{x}, \mathbf{x}') = \int_0^1 \langle \tilde{\nabla} f_{\boldsymbol{\theta}_k^N}(\mathbf{x}'), \tilde{\nabla} f_{\boldsymbol{\theta}_k^N - t\tau \tilde{\nabla} \mathcal{L}_{\mu^N}(\boldsymbol{\theta}_k^N)}(\mathbf{x}) \rangle \, \mathrm{d}t$. For a proof of this claim, see [61, Lemma B.8]. As we describe in Section 2.1, under suitable conditions on the network width, depth, and the number of samples, this error dynamics update is well-approximated by a ‘nominal dynamics’ update equation defined by $\zeta_{k+1} = (\mathrm{Id} - \tau \Theta_\mu^{\mathrm{NTK}}) [\zeta_k]$ with boundary condition $\zeta_0 = \zeta_{\boldsymbol{\theta}_0}$, where $\Theta^{\mathrm{NTK}}(\mathbf{x}, \mathbf{x}') = \langle \tilde{\nabla} f_{\boldsymbol{\theta}_0}(\mathbf{x}), \tilde{\nabla} f_{\boldsymbol{\theta}_0}(\mathbf{x}') \rangle$ is the ‘neural tangent kernel’. The analysis of this nominal evolution leads us to the certificate problem that we have posed in Section 2.1, and which we resolve for the two curve problem in this work.

In the remainder of this section, we introduce several notations for quantities related to the certificate problem which we will refer to throughout these appendices. We let Θ denote the following approximation to the neural tangent kernel:

$$\Theta(\mathbf{x}, \mathbf{x}') = \frac{n}{2} \sum_{\ell=0}^{L-1} \prod_{\ell'=\ell}^{L-1} \left(1 - \frac{\varphi^{[\ell']}(\angle(\mathbf{x}, \mathbf{x}'))}{\pi} \right), \quad (\text{C.2})$$

where $\varphi^{[\ell]}$ denotes the ℓ -fold composition of the angle evolution function $\varphi(t) = \cos^{-1} \left((1 - \frac{t}{\pi}) \cos t + \frac{\sin t}{\pi} \right)$. We let ζ denote the following piecewise constant approximation to ζ_0 :

$$\zeta(\mathbf{x}) = -f_\star(\mathbf{x}) + \int_{\mathcal{M}} f_{\boldsymbol{\theta}_0}(\mathbf{x}') \, \mathrm{d}\mu(\mathbf{x}'). \quad (\text{C.3})$$

We also use the notation

$$\begin{aligned} \xi_\ell(t) &= \prod_{\ell'=\ell}^{L-1} \left(1 - \frac{\varphi^{[\ell']}(t)}{\pi} \right) \\ \psi(t) &= \frac{n}{2} \sum_{\ell=0}^{L-1} \xi_\ell(t) \end{aligned}$$

for convenience. We find it convenient in our analysis to consider ψ and its “DC component”, i.e., its value at π , separately. To this end, we write $\psi^\circ = \psi - \psi(\pi)$. We also write the subtracted approximate NTK as $\Theta^\circ(\mathbf{x}, \mathbf{x}') = \psi^\circ(\angle(\mathbf{x}, \mathbf{x}'))$. As a consequence, we have

$$\psi^\circ(\angle(\mathbf{x}, \mathbf{x}')) = \Theta^\circ(\mathbf{x}, \mathbf{x}') = \Theta(\mathbf{x}, \mathbf{x}') - \psi(\pi). \quad (\text{C.4})$$

We use Θ_μ to represent the integral operator with

$$\Theta_\mu[g](\mathbf{x}) = \int_{\mathcal{M}} \Theta(\mathbf{x}, \mathbf{x}')g(\mathbf{x}') d\mu(\mathbf{x}'),$$

and similarly for Θ_μ° . An omitted subscript/measure will denote the Riemannian measure on \mathcal{M} .

C.2 Geometric Properties

We assume our data manifold $\mathcal{M} = \mathcal{M}_+ \cup \mathcal{M}_-$, where \mathcal{M}_+ and \mathcal{M}_- each is a smooth, regular, simple closed curve on the unit sphere \mathbb{S}^{n_0-1} . Because the curves are regular, it is without loss of generality to assume they are unit-speed and parameterized with respect to arc length s , giving parameterizations as maps from $[0, \text{len}(\mathcal{M}_\sigma)]$ to \mathbb{S}^{n_0-1} , as we have defined them in Section 2.2 of the main body. Throughout the appendices, we will find it convenient to consider periodic extensions of these arc-length parameterizations, which are smooth and well-defined by the fact that our manifolds are smooth, closed curves: for $\sigma \in \{\pm\}$, we use $\mathbf{x}_\sigma(s) : \mathbb{R} \rightarrow \mathbb{S}^{n_0-1}$ to represent these parameterizations of the two manifolds.⁷ We require that the two curves are disjoint. Notice that as the two curves do not self intersect, we have $\mathbf{x}_\sigma(s) = \mathbf{x}_{\sigma'}(s')$ if and only if $\sigma = \sigma'$ and $s' = s + k \text{len}(\mathcal{M}_\sigma)$ for some $k \in \mathbb{Z}$. Precisely, our arguments will require our curves to have ‘five orders’ of smoothness, in other words $\mathbf{x}_\sigma(s)$ must be five times continuously differentiable for $\sigma \in \{+, -\}$.

For a differentiable function $\mathbf{h} : \mathcal{M} \rightarrow \mathbb{C}^p$ with $p \in \mathbb{N}$, we define its derivative $\frac{d}{ds}\mathbf{h}$ as

$$\begin{aligned} \frac{d}{ds}\mathbf{h}(\mathbf{x}) &= \left[\frac{d}{dt} \Big|_s \mathbf{h}(\mathbf{x}_\sigma(t)) \right] \Big|_{\mathbf{x}_\sigma(s)=\mathbf{x}} \\ &= \left[\lim_{t \rightarrow 0} \frac{1}{t} (\mathbf{h}(\mathbf{x}_\sigma(s+t)) - \mathbf{h}(\mathbf{x}_\sigma(s))) \right] \Big|_{\mathbf{x}_\sigma(s)=\mathbf{x}}. \end{aligned} \quad (\text{C.5})$$

We call attention to the “restriction” bar used in this notation: it should be read as “let s and σ be such that $\mathbf{x}_\sigma(s) = \mathbf{x}$ ” in the definition’s context. This leads to a valid definition in (C.5) because our curves are simple and disjoint, so for any choice s, s' with $\mathbf{x}_\sigma(s) = \mathbf{x}_\sigma(s') = \mathbf{x}$, we have $\mathbf{x}_\sigma(s+t) = \mathbf{x}_\sigma(s'+t)$ for all t . We will use this notation systematically throughout these appendices. We further denote its i -th order derivative by $\mathbf{h}^{(i)}(\mathbf{x})$. For $i \in \mathbb{N}$, we use $\mathcal{C}^i(\mathcal{M})$ to represent the collection of real-valued functions $h : \mathcal{M} \rightarrow \mathbb{R}$ whose derivatives $h^{(1)}, \dots, h^{(i)}$ exist and are continuous.

In particular, consider the inclusion map $\iota : \mathcal{M} \rightarrow \mathbb{R}^{n_0}$, which is the identification $\iota(\mathbf{x}) = \mathbf{x}$. Following the definition as above, we have

$$\iota^{(i+1)}(\mathbf{x}) = \left[\lim_{t \rightarrow 0} \frac{1}{t} (\iota^{(i)}(\mathbf{x}_\sigma(s+t)) - \iota^{(i)}(\mathbf{x}_\sigma(s))) \right] \Big|_{\mathbf{x}_\sigma(s)=\mathbf{x}}. \quad (\text{C.6})$$

In the sequel, with abuse of notation we will use $\mathbf{x}^{(i)}$ to represent $\iota^{(i)}(\mathbf{x})$. For example, we will write expressions such as $\sup_{\mathbf{x} \in \mathcal{M}} \|\mathbf{x}^{(2)}\|_2$ to denote the quantity $\sup_{\mathbf{x} \in \mathcal{M}} \|\iota^{(2)}(\mathbf{x})\|_2$. This notation will enable increased concision, and it is benign, in the sense that it is essentially an identification. We call attention to it

⁷We clarify an abuse of notation we will commit with these parameterizations throughout the analysis, which stems from the fact that the curves are closed (i.e. topologically circles). That is, there is no preferred basepoint (i.e. the points $\mathbf{x}_\sigma(0)$) for the arc length parameterizations (the curves are only defined up to translation): because our primary use for these parameterizations is in the analysis of extrinsic distances between points on the curves, the basepoint will be irrelevant.

specifically to note a possible conflict with our notation for the parameterizations and their derivatives $\mathbf{x}_\sigma^{(i)}$, which are maps from \mathbb{R} to \mathbb{R}^{n_0} (say), rather than maps defined on \mathcal{M} . In this context, we also use $\dot{\mathbf{x}}$ and $\ddot{\mathbf{x}}$ to represent first and second derivatives $\mathbf{x}^{(1)}$ and $\mathbf{x}^{(2)}$ for brevity. We have $\|\mathbf{x}\|_2 = \|\dot{\mathbf{x}}\|_2 = 1$ from the fact that $\mathcal{M} \subset \mathbb{S}^{n_0-1}$ and that we have a unit-speed parameterization. This and associated facts are collected in Lemma E.3.

For any real or complex-valued function h , the integral operator over manifold can be written as

$$\begin{aligned} \int_{\mathbf{x} \in \mathcal{M}} h(\mathbf{x}) d\mu(\mathbf{x}) &= \sum_{\sigma=\pm} \int_{s=0}^{\text{len}(\mathcal{M}_\sigma)} h(\mathbf{x}_\sigma(s)) \rho(\mathbf{x}_\sigma(s)) ds, \\ \int_{\mathbf{x} \in \mathcal{M}} h(\mathbf{x}) d\mathbf{x} &= \sum_{\sigma=\pm} \int_{s=0}^{\text{len}(\mathcal{M}_\sigma)} h(\mathbf{x}_\sigma(s)) ds. \end{aligned}$$

We have defined key geometric properties in the main body, in Section 2.2. Our arguments will require slightly more technical definitions of these quantities, however. In the remainder of this section, we introduce the same definition of angle injectivity radius and \mathfrak{C} -number with a variable scale, which helps us in proofs in Appendix E.

First, we give a precise definition for the intrinsic distance $d_{\mathcal{M}}$ on the curves. To separate the notions of ‘‘close over the sphere’’ and ‘‘close over the manifold’’, we use the extrinsic distance (angle) $\angle(\mathbf{x}, \mathbf{x}') = \cos^{-1} \langle \mathbf{x}, \mathbf{x}' \rangle$ to measure closeness between two points \mathbf{x}, \mathbf{x}' over the sphere. The distance over the manifold is measured through the intrinsic distance $d_{\mathcal{M}}(\mathbf{x}, \mathbf{x}')$, which takes ∞ when \mathbf{x} and \mathbf{x}' reside on different components \mathcal{M}_+ and \mathcal{M}_- and the length of the shortest curve on the manifold connecting the two points when they belong to the same component. More formally, we have

$$d_{\mathcal{M}}(\mathbf{x}, \mathbf{x}') = \begin{cases} \inf\{|s - s'| : \mathbf{x}_\sigma(s) = \mathbf{x}, \mathbf{x}_\sigma(s') = \mathbf{x}'\} & f_*(\mathbf{x}) = f_*(\mathbf{x}'), \\ +\infty & \text{otherwise,} \end{cases} \quad (\text{C.7})$$

where the infimum is taken over all valid $\sigma \in \{+, -\}$ and $(s, s') \in \mathbb{R}^2$. Notice that as the curves \mathcal{M}_σ do not intersect themselves, one has $\mathbf{x}_\sigma(s_1) = \mathbf{x}_\sigma(s_2)$ if and only if $s_1 = s_2 + k \text{len}(\mathcal{M}_\sigma)$ for some $k \in \mathbb{Z}$. Thus for any two points \mathbf{x}, \mathbf{x}' that belong to the same component \mathcal{M}_σ , the above infimum is attained: there exist s, s' such that $\mathbf{x}_\sigma(s) = \mathbf{x}, \mathbf{x}_\sigma(s') = \mathbf{x}'$, and $d_{\mathcal{M}}(\mathbf{x}, \mathbf{x}') = |s - s'|$.

Angle Injectivity Radius For $\varepsilon \in (0, 1)$ we define the angle injectivity radius of scale ε as

$$\Delta_\varepsilon = \min \left\{ \frac{\sqrt{\varepsilon}}{\hat{\kappa}}, \inf_{\mathbf{x}, \mathbf{x}' \in \mathcal{M}} \left\{ \angle(\mathbf{x}, \mathbf{x}') \mid d_{\mathcal{M}}(\mathbf{x}, \mathbf{x}') \geq \frac{\sqrt{\varepsilon}}{\hat{\kappa}} \right\} \right\}, \quad (\text{C.8})$$

which is the smallest extrinsic distance between two points whose intrinsic distance exceeds $\frac{\sqrt{\varepsilon}}{\hat{\kappa}}$ with

$$\hat{\kappa} = \max \left\{ \kappa, \frac{2}{\pi} \right\}. \quad (\text{C.9})$$

Observe that for any scale ε , Δ_ε is smaller than inter manifold separation $\min_{\mathbf{x} \in \mathcal{M}_+, \mathbf{x}' \in \mathcal{M}_-} \angle(\mathbf{x}, \mathbf{x}')$.

\mathfrak{C} -number For $\varepsilon \in (0, 1), \delta \in (0, (1 - \varepsilon)]$, we define \mathfrak{C} -number of scale ε, δ as

$$\mathfrak{C}_{\varepsilon, \delta}(\mathcal{M}) = \sup_{\mathbf{x} \in \mathcal{M}} N_{\mathcal{M}} \left(\left\{ \mathbf{x}' \mid d_{\mathcal{M}}(\mathbf{x}, \mathbf{x}') \geq \frac{\sqrt{\varepsilon}}{\hat{\kappa}} \text{ and } \angle(\mathbf{x}, \mathbf{x}') \leq \frac{\delta \sqrt{\varepsilon}}{\hat{\kappa}} \right\}, \frac{1}{\sqrt{1 + \kappa^2}} \right). \quad (\text{C.10})$$

Here, $N_{\mathcal{M}}(T, \varepsilon)$ is the size of a minimal ε covering of T in the intrinsic distance on the manifold. We call the set $\left\{ \mathbf{x}' \mid d_{\mathcal{M}}(\mathbf{x}, \mathbf{x}') \geq \frac{\sqrt{\varepsilon}}{\hat{\kappa}}, \angle(\mathbf{x}, \mathbf{x}') \leq \frac{\delta \sqrt{\varepsilon}}{\hat{\kappa}} \right\}$ appearing in this definition the winding piece of scale ε and δ : it contains points that are far away in intrinsic distance but close in extrinsic distance. We will give it a formal definition in (E.6), where it will play a key role in our arguments.

In the sequel, we denote $\Delta, \mathfrak{C}(\mathcal{M})$ to be the angle injectivity radius and \mathfrak{C} -number with the specific instantiations $\varepsilon = \frac{1}{20}$ and $\delta = 1 - \varepsilon$. These are key geometric features used in Theorem 3.1 and Theorem 3.2.

C.3 Subspace of Smooth Functions and Kernel Derivatives

As the behavior of the kernel and its approximation is easier to understand when constrained in a low frequency subspace, we first introduce the notion of low-frequency subspace formed by the Fourier basis on the two curves.

Fourier Basis and Subspace of Smooth Functions We define a Fourier basis of functions over the manifold as

$$\phi_{\sigma,k}(\mathbf{x}_{\sigma'}(s)) = \begin{cases} \frac{1}{\sqrt{\text{len}(\mathcal{M}_\sigma)}} \exp\left(\frac{i2\pi ks}{\text{len}(\mathcal{M}_\sigma)}\right), & \sigma' = \sigma \\ 0, & \sigma' \neq \sigma \end{cases} \quad (\text{C.11})$$

for each $k = 0, 1, \dots$, and further define a subspace of low frequency functions

$$S_{K_+,K_-} = \text{span}_{\mathbb{C}}\{\phi_{+,0}, \phi_{+,-1}, \phi_{+,1}, \dots, \phi_{+,-K_+}, \phi_{+,K_+}, \phi_{-,0}, \dots, \phi_{-,K_-}\} \quad (\text{C.12})$$

for $K_+, K_- \geq 0$. Using the fact that our curves are unit-speed, one can see that indeed (C.11) defines an orthonormal basis for L^2 functions on \mathcal{M} .

D Main Results

Theorem D.1 (Generalization). *Let \mathcal{M} be two disjoint smooth, regular, simple closed curves, satisfying $\angle(\mathbf{x}, \mathbf{x}') \leq \pi/2$ for all $\mathbf{x}, \mathbf{x}' \in \mathcal{M}$. For any $0 < \delta \leq 1/e$, choose L so that*

$$\begin{aligned} L &\geq K \max\left\{ \frac{1}{(\Delta(1+\kappa^2))^{C_{\text{reg}}(\mathcal{M})}}, C_\mu \log^9\left(\frac{1}{\delta}\right) \log^{24}\left(C_\mu n_0 \log\left(\frac{1}{\delta}\right)\right), e^{C' \max\{\text{len}(\mathcal{M})\hat{\kappa}, \log(\hat{\kappa})\}}, P \right\} \\ n &= K' L^{99} \log^9(1/\delta) \log^{18}(Ln_0) \\ N &\geq L^{10}, \end{aligned}$$

and fix $\tau > 0$ such that $\frac{C''}{nL^2} \leq \tau \leq \frac{c}{nL}$. Then with probability at least $1 - \delta$, the parameters obtained at iteration $\lfloor L^{39/44}/(n\tau) \rfloor$ of gradient descent on the finite sample loss yield a classifier that separates the two manifolds.

The constants $c, C, C', C'', K, K' > 0$ are absolute, and the constant C_μ is equal to $\frac{\max\{\rho_{\min}^{19}, \rho_{\min}^{-19}\}(1+\rho_{\max})^{12}}{(\min\{\mu(\mathcal{M}_+), \mu(\mathcal{M}_-)\})^{11/2}}$. P is a polynomial $\text{poly}\{M_3, M_4, M_5, \text{len}(\mathcal{M}), \Delta^{-1}\}$ of degree at most 36, with degree at most 12 when viewed as a polynomial in M_3, M_4, M_5 and $\text{len}(\mathcal{M})$, and of degree at most 24 as a polynomial in Δ^{-1} .

Proof. The proof is an application of Theorem G.1; we note that the conditions on n, L, δ, N , and τ imply all hypotheses of this theorem, except for the certificate condition. We will complete the proof by showing that the certificate condition is also satisfied, under the additional hypotheses on L and with a suitable choice of q_{cert} .

First, we navigate a difference in the formulation of the two curves' regularity properties between our work and [61], from which Theorem G.1 is drawn. Theorem G.1 includes a condition $L \geq C\kappa_{\text{ext}}^2 C_\lambda$ for some absolute constant C , where $\kappa_{\text{ext}}^2 = \sup_{\mathbf{x} \in \mathcal{M}} \|\ddot{\mathbf{x}}\|_2^2$ is a bound on the extrinsic curvature (we will discuss C_λ momentarily). In our context, we have $M_2 = \kappa_{\text{ext}}$, and following Lemma E.3 (using that our curves are unit-speed spherical curves), we get that it suffices to require $L \gtrsim (1 + \kappa^2)C_\lambda$ instead. In turn, we can pass to $\hat{\kappa}$: since this constant is lower-bounded by a positive number and is larger than κ , it suffices to require $L \gtrsim \hat{\kappa}^2 C_\lambda$. As for C_λ , this is a constant related to the angle injectivity radius Δ , and is defined by $C_\lambda = K_\lambda^2/c_\lambda^2$, where these two constants satisfy

$$\forall s \in (0, c_\lambda/\kappa_{\text{ext}}], (\mathbf{x}, \mathbf{x}') \in \mathcal{M}_\star \times \mathcal{M}_\star, \star \in \{+, -\} \quad : \quad \angle(\mathbf{x}, \mathbf{x}') \leq s \Rightarrow d_{\mathcal{M}}(\mathbf{x}, \mathbf{x}') \leq K_\lambda s.$$

We will relate this constant to constants in our formulation. Consider any $\mathbf{x}, \mathbf{x}' \in \mathcal{M}$. If $\angle(\mathbf{x}, \mathbf{x}') \leq \frac{\Delta}{2}$ then from the definition of Δ we have $d_{\mathcal{M}}(\mathbf{x}, \mathbf{x}') \leq \frac{\sqrt{\varepsilon}}{\kappa}$ and hence by (E.31) we find $d_{\mathcal{M}}(\mathbf{x}, \mathbf{x}') \leq \angle(\mathbf{x}, \mathbf{x}')$. If on the other hand $\angle(\mathbf{x}, \mathbf{x}') > \frac{\Delta}{2}$, then a trivial bound gives

$$d_{\mathcal{M}}(\mathbf{x}, \mathbf{x}') \leq \text{len}(\mathcal{M}) = \frac{2\text{len}(\mathcal{M})}{\Delta} \frac{\Delta}{2} < \frac{2\text{len}(\mathcal{M})}{\Delta} \angle(\mathbf{x}, \mathbf{x}'). \quad (\text{D.1})$$

We can thus choose $c_{\lambda} = 1$, $K_{\lambda} = \max\left\{1, \frac{2\text{len}(\mathcal{M})}{\Delta}\right\}$ to satisfy (D.1), giving $C_{\lambda} = \max\left\{1, \frac{4\text{len}^2(\mathcal{M})}{\Delta^2}\right\}$. Thus the requirement $L > C\kappa_{\text{ext}}^2 C_{\lambda}$ of Theorem G.1 is automatically satisfied if $L \gtrsim \max\{P, e^{C\text{len}(\mathcal{M})\tilde{\kappa}}\}$ for a suitable exponent C , where P is the polynomial in the hypotheses of our result, and so our hypotheses imply this condition.

Next, we establish the certificate claim. The proof will follow closely the argument of [61, Proposition B.4]. Write Θ^{NTK} for the network's neural tangent kernel, as defined in Appendix C.1, and $\Theta_{\mu}^{\text{NTK}}$ for the associated Fredholm integral operator on L_{μ}^2 . In addition, write $\zeta_0 = f_{\theta_0} - f_{\star}$ for the initial random network error. Because we have modified some exponents in the constant C_{μ} , and added conditions on L , all hypotheses of Theorem D.2 are satisfied: invoking it, we have that there exists $g : \mathcal{M} \rightarrow \mathbb{R}$ satisfying

$$\|g\|_{L_{\mu}^2} \leq C \frac{\|\zeta\|_{L_{\mu}^2}}{\rho_{\min} n}$$

and

$$\|\Theta_{\mu}[g] - \zeta\|_{L_{\mu}^2} \leq \frac{\|\zeta\|_{L^{\infty}}}{L}.$$

By these bounds, the triangle inequality, the Minkowski inequality, and the fact that μ is a probability measure, we have

$$\begin{aligned} \|\Theta_{\mu}^{\text{NTK}}[g] - \zeta_0\|_{L_{\mu}^2} &\leq \|\Theta - \Theta^{\text{NTK}}\|_{L^{\infty}(\mathcal{M} \times \mathcal{M})} \|g\|_{L_{\mu}^2} + \|\Theta_{\mu}[g] - \zeta\|_{L_{\mu}^2} + \|\zeta - \zeta_0\|_{L_{\mu}^2} \\ &\leq C \|\Theta - \Theta_{\text{NTK}}\|_{L^{\infty}(\mathcal{M} \times \mathcal{M})} \frac{\|\zeta\|_{L^{\infty}(\mathcal{M})}}{n\rho_{\min}} + \frac{\|\zeta\|_{L^{\infty}}}{L} + \|\zeta - \zeta_0\|_{L^{\infty}(\mathcal{M})}. \end{aligned} \quad (\text{D.2})$$

An application of Theorem G.2 gives that on an event of probability at least $1 - e^{-cd}$

$$\|\Theta - \Theta^{\text{NTK}}\|_{L^{\infty}(\mathcal{M} \times \mathcal{M})} \leq Cn/L$$

if $d \geq K \log(nn_0 \text{len}(\mathcal{M}))$ and $n \geq K'd^4 L^5$. In translating this result from [61], we use that in the context of the two curve problem, the covering constant $C_{\mathcal{M}}$ appearing in [61, Theorem B.2] is bounded by a constant multiple of $\text{len}(\mathcal{M})$ (this is how we obtain Theorem G.2 and some other results in Appendix G). An application of Lemma G.3 gives

$$\mathbb{P}\left[\|\zeta_0 - \zeta\|_{L^{\infty}(\mathcal{M})} \leq \frac{\sqrt{2d}}{L}\right] \geq 1 - e^{-cd}$$

and

$$\mathbb{P}\left[\|\zeta_0\|_{L^{\infty}(\mathcal{M})} \leq \sqrt{d}\right] \geq 1 - e^{-cd}$$

as long as $n \geq Kd^4 L^5$ and $d \geq K' \log(nn_0 \text{len}(\mathcal{M}))$, where we use these conditions to simplify the residual that appears in Lemma G.3. In particular, combining the previous two bounds with the triangle inequality and a union bound and then rescaling d , which worsens the constant c and the absolute constants in the preceding conditions, gives

$$\mathbb{P}\left[\|\zeta\|_{L^{\infty}(\mathcal{M})} \leq \sqrt{d}\right] \geq 1 - 2e^{-cd}.$$

Combining these bounds using a union bound and substituting into (D.2), we get that under the preceding conditions, on an event of probability at least $1 - 3e^{-cd}$ we have

$$\begin{aligned} \|\Theta_\mu^{\text{NTK}}[g] - \zeta_0\|_{L_\mu^2} &\leq \frac{C\sqrt{d}}{L} \left(2 + \frac{1}{\rho_{\min}}\right) \\ &\leq \frac{C\sqrt{d}}{L} \max\{\rho_{\min}, \rho_{\min}^{-1}\}, \end{aligned} \quad (\text{D.3})$$

where we worst-case the density constant in the second line, and in addition, on the same event, we have by the norm bound on the certificate g

$$\|g\|_{L_\mu^2} \leq C \frac{\sqrt{d}}{n\rho_{\min}}. \quad (\text{D.4})$$

To conclude, we simplify the preceding conditions on n and turn the parameter d into a parameter $\delta > 0$ in order to obtain the form of the result necessary to apply Theorem G.1. We have in this one-dimensional setting

$$\text{len}(\mathcal{M}) \leq \frac{\text{len}(\mathcal{M}_+)}{\mu(\mathcal{M}_+)} + \frac{\text{len}(\mathcal{M}_-)}{\mu(\mathcal{M}_-)} \leq \frac{2}{\rho_{\min}} \leq 2 \max\{\rho_{\min}, \rho_{\min}^{-1}\},$$

where the second inequality here uses simply

$$\mu(\mathcal{M}_+) = \int_{\mathcal{M}_+} \rho_+(\mathbf{x}) \, d\mathbf{x} \geq \text{len}(\mathcal{M}_+) \rho_{\min}$$

(say). Because $n \geq 1$ and $n_0 \geq 3$ and $\max\{\rho_{\min}, \rho_{\min}^{-1}\} \geq 1$, it therefore suffices to instead enforce the condition on d as $d \geq K \log(nn_0 C_\mu)$, where C_μ is the constant defined in the lemma statement. But note from our hypotheses here that we have $n \geq L$ and $L \geq C_\mu$; so in particular it suffices to enforce $d \geq K \log(nn_0)$ for an adjusted absolute constant. Choosing $d \geq (1/c) \log(1/\delta)$, we obtain that the previous two bounds (D.3) and (D.4) hold on an event of probability at least $1 - 3\delta$. When $\delta \leq 1/e$, given that $n_0 \geq 3$ we have $nn_0 \geq e$ and $\max\{\log(1/\delta), \log(nn_0)\} \leq \log(1/\delta) \log(nn_0)$, so that it suffices to enforce the requirement $d \geq K \log(1/\delta) \log(nn_0)$ for a certain absolute constant $K > 0$. We can then substitute this lower bound on d into the two certificate bounds above to obtain the form claimed in (G.1) in Theorem G.1 with the instantiation $q_{\text{cert}} = 1$, and this setting of q_{cert} matches the choice of C_μ that we have enforced in our hypotheses here. For the hypothesis on n , we substitute this lower bound on d into the condition on n to obtain the sufficient condition $n \geq K' L^5 \log^4(1/\delta) \log^4(nn_0)$. Using a standard log-factor reduction (e.g. [61, Lemma B.15]) and possibly worsening absolute constants, we then get that it suffices to enforce $n \geq K' L^5 \log^4(1/\delta) \log^4(Ln_0 \log(1/\delta))$, which is redundant with the (much larger) condition on n that we have enforced here. This completes the proof. \blacksquare

Theorem D.2 (Certificates). *Let \mathcal{M} be two disjoint smooth, regular, simple closed curves, satisfying $\angle(\mathbf{x}, \mathbf{x}') \leq \pi/2$ for all $\mathbf{x}, \mathbf{x}' \in \mathcal{M}$. There exist constants C, C', C'', C''' and a polynomial $P = \text{poly}(M_3, M_4, M_5, \text{len}(\mathcal{M}), \Delta^{-1})$ of degree at most 36, with degree at most 12 in $(M_3, M_4, M_5, \text{len}(\mathcal{M}))$ and degree at most 24 in Δ^{-1} , such that when*

$$L \geq \max \left\{ \exp(C' \text{len}(\mathcal{M}) \hat{\kappa}), \left(\frac{1}{\Delta \sqrt{1 + \hat{\kappa}^2}} \right)^{C'' \otimes (\mathcal{M})}, C''' \hat{\kappa}^{10}, P, \rho_{\max}^{12} \right\},$$

then for ζ defined in (C.3), there exists a certificate $g : \mathcal{M} \rightarrow \mathbb{R}$ with

$$\|g\|_{L_\mu^2} \leq \frac{C \|\zeta\|_{L_\mu^2}}{\rho_{\min} n \log L}$$

such that

$$\|\Theta_\mu[g] - \zeta\|_{L_\mu^2} \leq \|\zeta\|_{L^\infty} L^{-1}.$$

Proof. This is a direct consequence of Lemma E.33. Notice that ζ in (C.3) is a real, piecewise constant function over the manifolds, and therefore has its higher order derivatives vanish. This makes it directly belong to $\Phi(\|\zeta\|_{L^2}, \frac{1}{20})$ defined in Definition E.24 and satisfy the condition in Lemma E.33 with $K = 1$. ■

E Proof for the Certificate Problem

The goal of this section is to prove Lemma E.33, a generalized version of Theorem D.2. Instead of showing the certificate exists for the particular piecewise constant function ζ defined in (C.3), as claimed in Theorem D.2, Lemma E.33 claims that for *any* reasonably ζ with bounded higher order derivatives, there exists a small norm certificate g such that $\Theta_\mu[g] \approx \zeta$. There are two main technical difficulties in establishing this result. First, Θ contains a very large constant term: $\Theta = \Theta^\circ + \psi(\pi)\mathbb{1}\mathbb{1}^*$. This renders the operator Θ somewhat ill-conditioned. Second, the eigenvalues of Θ° are not bounded away from zero: because the kernel is sufficiently regular, it is possible to demonstrate high-frequency functions h for which $\|\Theta^\circ[h]\|_{L^2} \ll \|h\|_{L^2}$.

Our proof handles these technical challenges sequentially: in Appendix E.1, we restrict attention to the DC subtracted kernel Θ° and a subspace S containing low-frequency functions, and show that the restriction $P_S\Theta^\circ P_S$ to S is stably invertible over S . In Appendix E.2, we argue that the solution g to $P_S\Theta^\circ[g] = \zeta$ is regularized enough that $\Theta^\circ[g] \approx \zeta$, i.e., the restriction to S can be dropped. Finally, in Appendix E.3 we move from the DC subtracted kernel Θ° without density to the full kernel Θ_μ . This move entails additional technical complexity; to maintain accuracy of approximation, we develop an iterative construction that successively applies the results of Appendix E.1–Appendix E.2 to whittle away approximation errors, yielding a complete proof of Lemma E.33.

E.1 Invertibility Over a Subspace of Smooth Functions

Proof Sketch and Organization. In this section, we solve a restricted version of the certificate problem for DC subtracted kernel Θ° , over a subspace S of low-frequency functions defined in (C.12). Namely, for $\zeta \in S$, we demonstrate the existence of a small norm solution $g \in S$ to the equation

$$P_S\Theta^\circ[g] = \zeta. \quad (\text{E.1})$$

This equation involves the integral operator Θ° , which acts via

$$\Theta^\circ[g](\mathbf{x}) = \int_{\mathbf{x}' \in \mathcal{M}} \Theta^\circ(\mathbf{x}, \mathbf{x}')g(\mathbf{x}')d\mathbf{x}'. \quad (\text{E.2})$$

We argue that this operator is invertible over S , by decomposing this integral into four pieces, which we call the **Local**, **Near**, **Far**, and **Winding** components. The formal definitions of these four components follow: for parameters $0 < \varepsilon < 1$, $r > 0$, and $\delta > 0$, we define

$$[\text{Local}] : \quad L_r(\mathbf{x}) = \{\mathbf{x}' \in \mathcal{M} \mid d_{\mathcal{M}}(\mathbf{x}, \mathbf{x}') < r\}, \quad (\text{E.3})$$

$$[\text{Near}] : \quad N_{r,\varepsilon}(\mathbf{x}) = \left\{ \mathbf{x}' \in \mathcal{M} \mid r \leq d_{\mathcal{M}}(\mathbf{x}, \mathbf{x}') \leq \frac{\sqrt{\varepsilon}}{\hat{\kappa}} \right\}, \quad (\text{E.4})$$

$$[\text{Far}] : \quad F_{\varepsilon,\delta}(\mathbf{x}) = \left\{ \mathbf{x}' \in \mathcal{M} \mid d_{\mathcal{M}}(\mathbf{x}, \mathbf{x}') \geq \frac{\sqrt{\varepsilon}}{\hat{\kappa}}, \angle(\mathbf{x}, \mathbf{x}') > \frac{\delta\sqrt{\varepsilon}}{\hat{\kappa}} \right\}, \quad (\text{E.5})$$

$$[\text{Winding}] : \quad W_{\varepsilon,\delta}(\mathbf{x}) = \left\{ \mathbf{x}' \in \mathcal{M} \mid d_{\mathcal{M}}(\mathbf{x}, \mathbf{x}') \geq \frac{\sqrt{\varepsilon}}{\hat{\kappa}}, \angle(\mathbf{x}, \mathbf{x}') \leq \frac{\delta\sqrt{\varepsilon}}{\hat{\kappa}} \right\}. \quad (\text{E.6})$$

It is easy to verify that for any choice of these parameters and any $\mathbf{x} \in \mathcal{M}$, these four pieces cover \mathcal{M} : i.e., $L_r(\mathbf{x}) \cup N_{r,\varepsilon}(\mathbf{x}) \cup F_{\varepsilon,\delta}(\mathbf{x}) \cup W_{\varepsilon,\delta}(\mathbf{x}) = \mathcal{M}$. Intuitively, the **Local** and **Near** pieces contain points that are close to \mathbf{x} , in the intrinsic distance on \mathcal{M} . The **Far** component contains points that are far from \mathbf{x} in intrinsic distance, *and* far in the extrinsic distance (angle). The **Winding** component contains portions of \mathcal{M} that are far in intrinsic distance, but close in extrinsic distance. Intuitively, this component captures parts of \mathcal{M} that “loop back” into the vicinity of \mathbf{x} .

Parameter choice. The specific parameters r, ε, δ will be chosen with an eye towards the properties of both \mathcal{M} and Θ° . The parameter $\varepsilon \in (0, \frac{3}{4})$ is a scale parameter, which controls $r = r_\varepsilon$ such that

1. r is large enough to enable the local component $L_r(\mathbf{x})$ to dominate the kernel's behavior;
2. r is not too large, so the kernel stays sharp and localized over the local component $L_r(\mathbf{x})$.

Specifically, we choose

$$a_\varepsilon = (1 - \varepsilon)^3(1 - \varepsilon/12), \quad (\text{E.7})$$

$$r_\varepsilon = 6\pi L^{-\frac{a_\varepsilon}{a_\varepsilon + 1}}. \quad (\text{E.8})$$

Notice that when $\varepsilon \searrow 0$, we have $r_\varepsilon \approx L^{-1/2}$. So with a smaller choice of ε we may get a larger local component with the price of a larger constant dependence.

We further choose δ to ensure that the **Near** and **Far** components overlap. To see that this is possible, note that at the boundary of the **Near** component, $d_{\mathcal{M}}(\mathbf{x}, \mathbf{x}') = \sqrt{\varepsilon}/\hat{\kappa}$; from Lemma E.4, we have

$$\angle(\mathbf{x}, \mathbf{x}') \geq d_{\mathcal{M}}(\mathbf{x}, \mathbf{x}') - \hat{\kappa}^2 d_{\mathcal{M}}^3(\mathbf{x}, \mathbf{x}'), \quad (\text{E.9})$$

so at this point $\angle(\mathbf{x}, \mathbf{x}') \geq (1 - \varepsilon)\sqrt{\varepsilon}/\hat{\kappa}$. Thus as long as $\delta < 1 - \varepsilon$, **Near** and **Far** overlap.

Kernel as main and residual. The kernel $\Theta^\circ(\mathbf{x}, \mathbf{x}')$ is a decreasing function of $\angle(\mathbf{x}, \mathbf{x}')$: Θ° is largest over the **Local** component, smaller over the **Near** and **Winding** components, and smallest over the **Far** component. By choosing the scale parameter r_ε as in (E.8), we define an operator M_ε which captures the contribution of the **Local** component to the kernel:

$$M_\varepsilon[f](\mathbf{x}) = \int_{\mathbf{x}' \in L_{r_\varepsilon}(\mathbf{x})} \psi^\circ(\angle(\mathbf{x}, \mathbf{x}')) f(\mathbf{x}') d\mathbf{x}'. \quad (\text{E.10})$$

Because $\angle(\mathbf{x}, \mathbf{x}')$ is small over $L_{r_\varepsilon}(\mathbf{x})$ when r_ε is chosen to be small compared to inverse curvature $1/\hat{\kappa}$, on this component, $d_{\mathcal{M}}(\mathbf{x}, \mathbf{x}') \approx \angle(\mathbf{x}, \mathbf{x}')$ (which we formalize in Lemma E.4). We will use this property to argue that M_ε can be approximated by a self-adjoint convolution operator, defined as

$$\widehat{M}_\varepsilon[f](\mathbf{x}) = \int_{s'=s-r_\varepsilon}^{s+r_\varepsilon} \psi^\circ(|s-s'|) f(\mathbf{x}_\sigma(s')) ds' \Big|_{\mathbf{x}_\sigma(s)=\mathbf{x}}. \quad (\text{E.11})$$

The restriction is valid because for any choice of σ and s such that $\mathbf{x}_\sigma(s) = \mathbf{x}$, the RHS has the same value. On the other hand, given that we require $0 < \varepsilon < \frac{3}{4}$, (E.7) and (E.8) show that when L is chosen larger than a certain absolute constant, we have $r_\varepsilon \leq \pi$, assuring $|s' - s|$ falls in the domain of ψ° , which makes this operator well-defined. We will always assume such a choice has been made in the sequel, and in particular include it as a hypothesis in our results.

Notice that \widehat{M}_ε is an *invariant operator*: it commutes with the natural translation action on \mathcal{M} . As a result, it diagonalizes in the Fourier basis defined in (C.11) (i.e., each of these functions is an eigenfunction of \widehat{M}_ε). See Lemma E.6 and its proof for the precise formulation of these properties. This enables us to study its spectrum on the subspace of smooth functions defined in (C.12) at the specific scale ε , defined as

$$S_\varepsilon = S_{K_{\varepsilon,+}, K_{\varepsilon,-}} \quad (\text{E.12})$$

with $K_{\varepsilon,\sigma} = \left\lfloor \frac{\varepsilon^{1/2} \text{len}(\mathcal{M}_\sigma)}{2\pi r_\varepsilon} \right\rfloor$ for $\sigma \in \{+, -\}$.⁸ In this way, we will establish that \widehat{M}_ε is stably invertible on S_ε .

⁸Notice that although Θ and ζ are real objects, our subspace S_ε contains complex-valued functions. In the remainder of Appendix E, we will work with complex objects for convenience, which means our constructed certificate candidates can be complex-valued. This will not affect our result because (intuitively) the fact that Θ and ζ are real makes the imaginary component of the certificate is redundant, and removing it with a projection onto the subspace of real-valued functions will give us the same norm and residual guarantees for the certificate problem. We make this claim rigorous and guarantee the existence of a real certificate in Lemma E.33, which is invoked in the proof of our main result on certificates, Theorem D.2.

In the remainder of the section, we show the diagonalizability and restricted invertibility of \widehat{M}_ε in Lemma E.6, and control the L^2 to L^2 operator norm of all four components of Θ° in Lemma E.7, Lemma E.8, Lemma E.9 and Lemma E.10. Then we show Θ° is stably invertible using these results by a Neumann series construction (Lemma E.2) and finally prove the main theorem for this section in Theorem E.1.

Theorem E.1. *For any $\varepsilon \in (0, \frac{3}{4})$, $\delta \in (0, 1 - \varepsilon]$, there exist an absolute constant C and constants $C_\varepsilon, C'_{\varepsilon, \delta}, C''_\varepsilon$ depending only on the subscripted parameters such that if*

$$L \geq \max \left\{ \exp \left(C'_{\varepsilon, \delta} \text{len}(\mathcal{M}) \hat{\kappa} \right), \left(1 + \frac{1}{\Delta_\varepsilon \sqrt{1 + \kappa^2}} \right)^{C''_{\varepsilon, \delta} \mathfrak{K}_{\varepsilon, \delta}(\mathcal{M})}, \left(\varepsilon^{-1/2} 12\pi \hat{\kappa} \right)^{\frac{\alpha_\varepsilon + 1}{\alpha_\varepsilon}}, C_\varepsilon \right\},$$

where $\alpha_\varepsilon, r_\varepsilon$ as in (E.7) and (E.8) and we set subspace S_ε and the invariant operator \widehat{M}_ε as in (E.12) and (E.11), we have $P_{S_\varepsilon} \widehat{M}_\varepsilon P_{S_\varepsilon}$ is invertible over S_ε , and

$$\left\| \left(P_{S_\varepsilon} \widehat{M}_\varepsilon P_{S_\varepsilon} \right)^{-1} P_{S_\varepsilon} \left(\Theta^\circ - \widehat{M}_\varepsilon \right) P_{S_\varepsilon} \right\|_{L^2 \rightarrow L^2} \leq 1 - \varepsilon.$$

Moreover, for any $\zeta \in S_\varepsilon$, the equation $P_{S_\varepsilon} \Theta^\circ [g] = \zeta$ has a unique solution $g_\varepsilon[\zeta] \in S_\varepsilon$ given by the convergent Neumann series

$$g_\varepsilon[\zeta] = \sum_{\ell=0}^{\infty} (-1)^\ell \left(\left(P_{S_\varepsilon} \widehat{M}_\varepsilon P_{S_\varepsilon} \right)^{-1} P_{S_\varepsilon} \left(\Theta^\circ - \widehat{M}_\varepsilon \right) P_{S_\varepsilon} \right)^\ell \left(P_{S_\varepsilon} \widehat{M}_\varepsilon P_{S_\varepsilon} \right)^{-1} \zeta, \quad (\text{E.13})$$

which satisfies

$$\|g_\varepsilon[\zeta]\|_{L^2} \leq \frac{C \|\zeta\|_{L^2}}{\varepsilon n \log L}. \quad (\text{E.14})$$

Proof. We construct $g \in S_\varepsilon$ satisfying $P_{S_\varepsilon} \Theta^\circ [g] = \zeta$ by equivalently writing

$$P_{S_\varepsilon} \Theta^\circ [g] = \left(P_{S_\varepsilon} \widehat{M}_\varepsilon P_{S_\varepsilon} + P_{S_\varepsilon} \left(\Theta^\circ - \widehat{M}_\varepsilon \right) P_{S_\varepsilon} \right) [g].$$

Under our hypotheses, Lemma E.2 implies the invertibility of $P_{S_\varepsilon} \widehat{M}_\varepsilon P_{S_\varepsilon}$ with

$$\lambda_{\min} \left(P_{S_\varepsilon} \widehat{M}_\varepsilon P_{S_\varepsilon} \right) \geq \frac{1}{1 - \varepsilon} \left\| \Theta^\circ - \widehat{M}_\varepsilon \right\|_{L^2 \rightarrow L^2}, \quad (\text{E.15})$$

where $\lambda_{\min} \left(P_{S_\varepsilon} \widehat{M}_\varepsilon P_{S_\varepsilon} \right)$ is the minimum eigenvalue of the self-adjoint operator $P_{S_\varepsilon} \widehat{M}_\varepsilon P_{S_\varepsilon} : S_\varepsilon \rightarrow S_\varepsilon$ as shown in Lemma E.6. In particular, $P_{S_\varepsilon} \widehat{M}_\varepsilon P_{S_\varepsilon}$ is invertible, and the system we seek to solve can be written equivalently as

$$\left(P_{S_\varepsilon} \widehat{M}_\varepsilon P_{S_\varepsilon} \right)^{-1} \zeta = \left(\text{Id}_{S_\varepsilon} + \left(P_{S_\varepsilon} \widehat{M}_\varepsilon P_{S_\varepsilon} \right)^{-1} P_{S_\varepsilon} \left(\Theta^\circ - \widehat{M}_\varepsilon \right) P_{S_\varepsilon} \right) [g],$$

where the LHS of the last system is in S_ε . Next, we argue that the operator that remains on the RHS of the last equation is invertible. Noting that

$$\begin{aligned} & \left\| \left(P_{S_\varepsilon} \widehat{M}_\varepsilon P_{S_\varepsilon} \right)^{-1} P_{S_\varepsilon} \left(\Theta^\circ - \widehat{M}_\varepsilon \right) P_{S_\varepsilon} \right\|_{L^2 \rightarrow L^2} \\ & \leq \left\| \left(P_{S_\varepsilon} \widehat{M}_\varepsilon P_{S_\varepsilon} \right)^{-1} \right\|_{L^2 \rightarrow L^2} \left\| P_{S_\varepsilon} \left(\Theta^\circ - \widehat{M}_\varepsilon \right) P_{S_\varepsilon} \right\|_{L^2 \rightarrow L^2} \\ & \leq \lambda_{\min} \left(P_{S_\varepsilon} \widehat{M}_\varepsilon P_{S_\varepsilon} \right)^{-1} \left\| \Theta^\circ - \widehat{M}_\varepsilon \right\|_{L^2 \rightarrow L^2} \end{aligned}$$

$$\leq 1 - \varepsilon \tag{E.16}$$

using both Lemma E.6 and (E.15), we have by the Neumann series that

$$\left(\text{Id}_{S_\varepsilon} + \left(\mathbf{P}_{S_\varepsilon} \widehat{\mathbf{M}}_\varepsilon \mathbf{P}_{S_\varepsilon} \right)^{-1} \mathbf{P}_{S_\varepsilon} \left(\Theta^\circ - \widehat{\mathbf{M}}_\varepsilon \right) \mathbf{P}_{S_\varepsilon} \right)^{-1} = \sum_{i=0}^{\infty} (-1)^i \left(\left(\mathbf{P}_{S_\varepsilon} \widehat{\mathbf{M}}_\varepsilon \mathbf{P}_{S_\varepsilon} \right)^{-1} \mathbf{P}_{S_\varepsilon} \left(\Theta^\circ - \widehat{\mathbf{M}}_\varepsilon \right) \mathbf{P}_{S_\varepsilon} \right)^i.$$

Thus we know $g_\varepsilon[\zeta]$ in (E.13) serves as the solution to the equation $\mathbf{P}_{S_\varepsilon} \Theta^\circ[g] = \zeta$.

Furthermore, from Lemma E.6 when $L \geq C_\varepsilon$, we have

$$\begin{aligned} \left\| \left(\mathbf{P}_{S_\varepsilon} \widehat{\mathbf{M}}_\varepsilon \mathbf{P}_{S_\varepsilon} \right)^{-1} \zeta \right\|_{L^2} &\leq \lambda_{\min} \left(\mathbf{P}_{S_\varepsilon} \widehat{\mathbf{M}}_\varepsilon \mathbf{P}_{S_\varepsilon} \right)^{-1} \|\zeta\|_{L^2} \\ &\leq \frac{1}{cn \log L} \|\zeta\|_{L^2}. \end{aligned}$$

Combining this bound with (E.16) and the triangle inequality in the series representation (E.13), we obtain the claimed norm bound in (E.14):

$$\begin{aligned} \|g_\varepsilon[\zeta]\|_{L^2} &\leq \sum_{\ell=0}^{\infty} (1 - \varepsilon)^\ell \left\| \left(\mathbf{P}_{S_\varepsilon} \widehat{\mathbf{M}}_\varepsilon \mathbf{P}_{S_\varepsilon} \right)^{-1} \zeta \right\|_{L^2} \\ &\leq \frac{C \|\zeta\|_{L^2}}{\varepsilon n \log L}. \end{aligned}$$

■

Lemma E.2. Let $\varepsilon \in (0, \frac{3}{4})$, $\delta \in (0, 1 - \varepsilon]$, and let a_ε , $\widehat{\mathbf{M}}_\varepsilon$ and S_ε be as in (E.7), (E.11) and (E.12). There are constants $C_\varepsilon, C'_{\varepsilon, \delta}, C''_{\varepsilon}$ depending only on the subscripted parameters such that if

$$L \geq \max \left\{ \exp \left(C'_{\varepsilon, \delta} \text{len}(\mathcal{M}) \hat{\kappa} \right), \left(1 + \frac{1}{\Delta_\varepsilon \sqrt{1 + \kappa^2}} \right)^{C''_{\varepsilon} \otimes_{\varepsilon, \delta}(\mathcal{M})}, \left(\varepsilon^{-1/2} 12\pi \hat{\kappa} \right)^{\frac{a_\varepsilon + 1}{a_\varepsilon}}, C_\varepsilon \right\},$$

we have $\mathbf{P}_{S_\varepsilon} \widehat{\mathbf{M}}_\varepsilon \mathbf{P}_{S_\varepsilon}$ is invertible over S_ε with

$$\lambda_{\min} \left(\mathbf{P}_{S_\varepsilon} \widehat{\mathbf{M}}_\varepsilon \mathbf{P}_{S_\varepsilon} \right) \geq \frac{1}{1 - \varepsilon} \left\| \Theta^\circ - \widehat{\mathbf{M}}_\varepsilon \right\|_{L^2 \rightarrow L^2}$$

where $\lambda_{\min} \left(\mathbf{P}_{S_\varepsilon} \widehat{\mathbf{M}}_\varepsilon \mathbf{P}_{S_\varepsilon} \right)$ is defined in Lemma E.6.

Proof. From triangle inequality for the $L^2 \rightarrow L^2$ operator norm, we have

$$\left\| \Theta^\circ - \widehat{\mathbf{M}}_\varepsilon \right\|_{L^2 \rightarrow L^2} \leq \left\| \Theta^\circ - \mathbf{M}_\varepsilon \right\|_{L^2 \rightarrow L^2} + \left\| \mathbf{M}_\varepsilon - \widehat{\mathbf{M}}_\varepsilon \right\|_{L^2 \rightarrow L^2}.$$

To bound the first term, we define

$$M_\varepsilon(\mathbf{x}, \mathbf{x}') = \mathbb{1}_{d_{\mathcal{M}}(\mathbf{x}, \mathbf{x}') < r_\varepsilon} \psi^\circ(\angle(\mathbf{x}, \mathbf{x}')).$$

Then it is a bounded symmetric kernel $\mathcal{M} \times \mathcal{M} \rightarrow \mathbb{R}$, and following (E.10), \mathbf{M}_ε is its associated Fredholm integral operator. We can thus apply Lemma E.5 and get

$$\begin{aligned} \left\| \Theta^\circ - \mathbf{M}_\varepsilon \right\|_{L^2 \rightarrow L^2} &\leq \sup_{\mathbf{x} \in \mathcal{M}} \int_{\mathbf{x}' \in \mathcal{M}} |\Theta^\circ(\mathbf{x}, \mathbf{x}') - M_\varepsilon(\mathbf{x}, \mathbf{x}')| d\mathbf{x}' \\ &= \sup_{\mathbf{x} \in \mathcal{M}} \int_{\mathbf{x}' \in \mathcal{M} \setminus L_{r_\varepsilon}(\mathbf{x})} |\Theta^\circ(\mathbf{x}, \mathbf{x}')| d\mathbf{x}'. \end{aligned}$$

Because the **Near**, **Far** and **Winding** pieces cover $\mathcal{M} \setminus L_{r_\varepsilon}(\mathbf{x})$, we have

$$\begin{aligned} \int_{\mathbf{x}' \in \mathcal{M} \setminus L_{r_\varepsilon}(\mathbf{x})} |\Theta^\circ(\mathbf{x}, \mathbf{x}')| d\mathbf{x}' &\leq \int_{\mathbf{x}' \in N_{r_\varepsilon, \varepsilon}(\mathbf{x})} |\Theta^\circ(\mathbf{x}, \mathbf{x}')| d\mathbf{x}' + \int_{\mathbf{x}' \in W_{\varepsilon, \delta}(\mathbf{x})} |\Theta^\circ(\mathbf{x}, \mathbf{x}')| d\mathbf{x}' \\ &\quad + \int_{\mathbf{x}' \in F_{\varepsilon, \delta}(\mathbf{x})} |\Theta^\circ(\mathbf{x}, \mathbf{x}')| d\mathbf{x}' \end{aligned}$$

From Lemma E.7, Lemma E.8, Lemma E.9 and Lemma E.10, we know that there exist constants C_2, C_3, C_4 and for any $\varepsilon'' \leq 1$ exist numbers $C_{\varepsilon''}, C'_{\varepsilon''}$ such that when $L \geq C_{\varepsilon''}$ and $L \geq (\varepsilon^{-1/2} 12\pi\hat{\kappa})^{\frac{a_\varepsilon+1}{a_\varepsilon}}$, we have

$$\begin{aligned} \left\| \Theta^\circ - \widehat{M}_\varepsilon \right\|_{L^2 \rightarrow L^2} &\leq \sup_{\mathbf{x} \in \mathcal{M}} \int_{\mathbf{x}' \in N_{r_\varepsilon, \varepsilon}(\mathbf{x})} |\Theta^\circ(\mathbf{x}, \mathbf{x}')| d\mathbf{x}' + \sup_{\mathbf{x} \in \mathcal{M}} \int_{\mathbf{x}' \in W_{\varepsilon, \delta}(\mathbf{x})} |\Theta^\circ(\mathbf{x}, \mathbf{x}')| d\mathbf{x}' \\ &\quad + \sup_{\mathbf{x} \in \mathcal{M}} \int_{\mathbf{x}' \in F_{\varepsilon, \delta}(\mathbf{x})} |\Theta^\circ(\mathbf{x}, \mathbf{x}')| d\mathbf{x}' + \left\| M_\varepsilon - \widehat{M}_\varepsilon \right\|_{L^2 \rightarrow L^2} \\ &\leq \frac{3\pi n}{4(1-\varepsilon)} (1 + \varepsilon'') \log \left(\frac{\sqrt{\varepsilon}}{\hat{\kappa} r_\varepsilon} \right) + C'_{\varepsilon''} n \\ &\quad + C_2 \text{len}(\mathcal{M}) n \frac{\hat{\kappa}}{\delta \sqrt{\varepsilon}} \\ &\quad + C_3 \mathfrak{G}_{\varepsilon, \delta}(\mathcal{M}) n \log \left(1 + \frac{1}{\frac{\sqrt{1+\kappa^2}}{\Delta_\varepsilon}} \right) \\ &\quad + C_4 (1-\varepsilon)^{-2} \hat{\kappa}^2 n r_\varepsilon^2. \end{aligned} \tag{E.17}$$

Meanwhile, from Lemma E.6 there exists constant C_ε, C_1 such that when $L \geq C_\varepsilon$

$$(1-\varepsilon) \lambda_{\min} \left(\mathbf{P}_{S_\varepsilon} \widehat{M}_\varepsilon \mathbf{P}_{S_\varepsilon} \right) \geq (1-\varepsilon)^2 \frac{3\pi n}{4} \log \left(1 + \frac{L-2}{3\pi} r_\varepsilon \right) - C_1 (1-\varepsilon) n r_\varepsilon \log^2 L. \tag{E.18}$$

We will treat all named constants appearing in the previous two equations as fixed for the remainder of the proof. We argue that the first term in this expression is large enough to dominate each of the terms in (E.17) and the residual term in (E.18).

Set $\varepsilon' = \frac{\varepsilon}{24}$. We will choose $\varepsilon'' = \frac{\varepsilon'}{1-2\varepsilon'} < 1$, so that both ε' and ε'' depend only on ε . Then, since $r_\varepsilon = 6\pi L^{-\frac{a_\varepsilon}{a_\varepsilon+1}}$, when $L > 4$, we have

$$\frac{L-2}{3\pi} r_\varepsilon = 2(L-2) L^{-\frac{a_\varepsilon}{a_\varepsilon+1}} > L^{\frac{1}{a_\varepsilon+1}}. \tag{E.19}$$

Since moreover $a_\varepsilon = (1-\varepsilon)^3 (1 - \frac{\varepsilon}{12}) = (1-\varepsilon)^3 (1 - 2\varepsilon')$, we have $a_\varepsilon \varepsilon'' = \varepsilon' (1-\varepsilon)^3$, and therefore $(1+\varepsilon'') a_\varepsilon = (1-\varepsilon') (1-\varepsilon)^3$. Thus

$$\begin{aligned} (1-\varepsilon') (1-\varepsilon)^2 \frac{3\pi n}{4} \log \left(1 + \frac{L-2}{3\pi} r_\varepsilon \right) &= \frac{3\pi n}{4(1-\varepsilon)} (1+\varepsilon'') a_\varepsilon \log \left(1 + \frac{L-2}{3\pi} r_\varepsilon \right) \\ &\geq \frac{3\pi n}{4(1-\varepsilon)} (1+\varepsilon'') \log \left(L^{\frac{a_\varepsilon}{a_\varepsilon+1}} \right) \\ &\geq \frac{3\pi n}{4(1-\varepsilon)} (1+\varepsilon'') \log \left(\frac{\sqrt{\varepsilon}}{\hat{\kappa} r_\varepsilon} \right), \end{aligned} \tag{E.20}$$

where in the last bound we use $\sqrt{\varepsilon} \hat{\kappa}^{-1} \leq 6\pi$, given that $\varepsilon < 1$ and $\hat{\kappa} \leq \pi/2$. The RHS at the end of this chain of inequalities is the first term of the RHS of the last bound in (E.17). Since the LHS has a leading coefficient of $(1-\varepsilon')$, we can conclude provided we can split the remaining ε' across the remaining terms.

Next, we will cover the negative term in (E.18) and the second and fifth terms in (E.17). Using (E.19), we have

$$\frac{\varepsilon'}{3}(1-\varepsilon)^2 \frac{3\pi n}{4} \log\left(1 + \frac{L-2}{3\pi} r_\varepsilon\right) \geq \frac{\varepsilon'}{3}(1-\varepsilon)^2 \frac{3\pi n}{4} \frac{1}{a_\varepsilon+1} \log(L). \quad (\text{E.21})$$

There exists a constant C_ε such that when $L \geq C_\varepsilon$, we have for the RHS

$$\frac{\varepsilon'}{3}(1-\varepsilon)^2 \frac{3\pi n}{4} \frac{1}{a_\varepsilon+1} \log(L) \geq (C_1 + C_4 + C'_{\varepsilon''})n.$$

In particular, we can take

$$C_\varepsilon \geq \exp\left(\frac{C_1 + C_4 + C'_{\varepsilon''}}{\frac{\varepsilon'}{3}(1-\varepsilon)^2 \frac{3\pi}{4} \frac{1}{a_\varepsilon+1}}\right).$$

Next, there exists another constant $C_\varepsilon > 0$ such that when $L \geq C_\varepsilon$, we have $r_\varepsilon \log^2 L \leq 1$, whence by the previous bound

$$\frac{\varepsilon'}{3}(1-\varepsilon)^2 \frac{3\pi n}{4} \frac{1}{a_\varepsilon+1} \log(L) \geq (C_1 r_\varepsilon \log^2 L + C_4 + C'_{\varepsilon''})n.$$

Finally, notice that when $L \geq (\varepsilon^{-1/2} 12\pi\hat{\kappa})^{\frac{a_\varepsilon+1}{\varepsilon}}$, we have

$$r_\varepsilon = 6\pi L^{-\frac{a_\varepsilon}{a_\varepsilon+1}} \leq \frac{\sqrt{\varepsilon}}{2\hat{\kappa}},$$

so $r_\varepsilon \hat{\kappa} \leq \sqrt{\varepsilon}/2$, and since $\varepsilon \in (0, 3/4)$, we have

$$(1-\varepsilon)C_1 n r_\varepsilon \log^2 L + C_4(1-\varepsilon)^{-2} \hat{\kappa}^2 n r_\varepsilon^2 + C'_{\varepsilon''} n \leq (C_1 r_\varepsilon \log^2 L + 3C_4 + C'_{\varepsilon''})n,$$

where we used that $\varepsilon \mapsto \varepsilon(1-\varepsilon)^{-2}$ is increasing. Combining our previous bounds, this gives

$$\frac{\varepsilon'}{3}(1-\varepsilon)^2 \frac{3\pi n}{4} \log\left(1 + \frac{L-2}{3\pi} r_\varepsilon\right) \geq (1-\varepsilon)C_1 n r_\varepsilon \log^2 L + C_4(1-\varepsilon)^{-2} \hat{\kappa}^2 n r_\varepsilon^2 + C'_{\varepsilon''} n, \quad (\text{E.22})$$

as desired.

For the remaining two terms, define

$$C'_{\varepsilon,\delta} = \frac{(a_\varepsilon+1)C_2}{(1-\varepsilon)^2 \frac{\varepsilon'}{3} \frac{3\pi}{4} \delta \sqrt{\varepsilon}}, \quad C''_\varepsilon = \frac{(a_\varepsilon+1)C_3}{(1-\varepsilon)^2 \frac{\varepsilon'}{3} \frac{3\pi}{4}}.$$

We will use the estimate (E.21) as our base. Then when

$$L \geq \max\left\{\exp\left(C'_{\varepsilon,\delta} \text{len}(\mathcal{M}) \hat{\kappa}\right), \left(1 + \frac{1}{\Delta_\varepsilon \sqrt{1+\kappa^2}}\right)^{C''_\varepsilon \mathfrak{F}_{\varepsilon,\delta}(\mathcal{M})}\right\},$$

we have

$$\frac{\varepsilon'}{3}(1-\varepsilon)^2 \frac{3\pi n}{4} \log\left(1 + \frac{L-2}{3\pi} r_\varepsilon\right) \geq C_2 \text{len}(\mathcal{M}) n \frac{\hat{\kappa}}{\delta \sqrt{\varepsilon}}, \quad (\text{E.23})$$

$$\frac{\varepsilon'}{3}(1-\varepsilon)^2 \frac{3\pi n}{4} \log\left(1 + \frac{L-2}{3\pi} r_\varepsilon\right) \geq C_3 \mathfrak{F}_{\varepsilon,\delta}(\mathcal{M}) n \log\left(1 + \frac{1}{\Delta_\varepsilon \sqrt{1+\kappa^2}}\right). \quad (\text{E.24})$$

Combining (E.20), (E.22), (E.23), (E.24) completes the proof. \blacksquare

Lemma E.3. For any $\mathbf{x} \in \mathcal{M}$, we have

$$\langle \mathbf{x}, \dot{\mathbf{x}} \rangle = \langle \dot{\mathbf{x}}, \ddot{\mathbf{x}} \rangle = \langle \mathbf{x}, \mathbf{x}^{(3)} \rangle = 0, \quad (\text{E.25})$$

$$\langle \mathbf{x}, \ddot{\mathbf{x}} \rangle = -1, \quad (\text{E.26})$$

$$\langle \mathbf{x}, \mathbf{x}^{(4)} \rangle = -\langle \dot{\mathbf{x}}, \mathbf{x}^{(3)} \rangle = \|\ddot{\mathbf{x}}\|_2^2,$$

$$\langle \ddot{\mathbf{x}}, \mathbf{x}^{(3)} \rangle = -\frac{1}{3} \langle \dot{\mathbf{x}}, \mathbf{x}^{(4)} \rangle,$$

$$\|\mathbf{P}_{\mathbf{x}^\perp} \ddot{\mathbf{x}}\|_2^2 = \|\ddot{\mathbf{x}}\|_2^2 - 1,$$

$$M_2 = \sqrt{1 + \kappa^2} \leq M_4, \quad (\text{E.27})$$

$$M_2 < 2\hat{\kappa}, \quad (\text{E.28})$$

$$\frac{1}{\hat{\kappa}} \leq \min\{\text{len}(\mathcal{M}_-), \text{len}(\mathcal{M}_+)\}, \quad (\text{E.29})$$

where we use above the notation introduced near (C.6).

Proof. As our curve is defined over sphere and has unit speed, we have

$$\|\mathbf{x}\|_2^2 = \|\dot{\mathbf{x}}\|_2^2 = 1.$$

Taking derivatives on both sides, we get

$$\langle \mathbf{x}, \dot{\mathbf{x}} \rangle = \langle \dot{\mathbf{x}}, \ddot{\mathbf{x}} \rangle = 0.$$

Continuing to take higher derivatives, we get the following relationships:

$$\|\dot{\mathbf{x}}\|_2^2 + \langle \mathbf{x}, \ddot{\mathbf{x}} \rangle = 0,$$

$$3 \langle \dot{\mathbf{x}}, \ddot{\mathbf{x}} \rangle + \langle \mathbf{x}, \mathbf{x}^{(3)} \rangle = 0,$$

$$3\|\ddot{\mathbf{x}}\|_2^2 + 4 \langle \dot{\mathbf{x}}, \mathbf{x}^{(3)} \rangle + \langle \mathbf{x}, \mathbf{x}^{(4)} \rangle = 0,$$

$$\|\ddot{\mathbf{x}}\|_2^2 + \langle \dot{\mathbf{x}}, \mathbf{x}^{(3)} \rangle = 0,$$

$$3 \langle \ddot{\mathbf{x}}, \mathbf{x}^{(3)} \rangle + \langle \dot{\mathbf{x}}, \mathbf{x}^{(4)} \rangle = 0.$$

which gives us by plugging in the previous constraints

$$\langle \mathbf{x}, \ddot{\mathbf{x}} \rangle = -1,$$

$$\langle \mathbf{x}, \mathbf{x}^{(3)} \rangle = 0,$$

$$\langle \dot{\mathbf{x}}, \mathbf{x}^{(3)} \rangle = -\|\ddot{\mathbf{x}}\|_2^2,$$

$$\langle \mathbf{x}, \mathbf{x}^{(4)} \rangle = \|\ddot{\mathbf{x}}\|_2^2,$$

$$\langle \ddot{\mathbf{x}}, \mathbf{x}^{(3)} \rangle = -\frac{1}{3} \langle \dot{\mathbf{x}}, \mathbf{x}^{(4)} \rangle.$$

As a consequence, the intrinsic curvature $\|\mathbf{P}_{\mathbf{x}^\perp} \ddot{\mathbf{x}}\|_2$ and extrinsic curvature $\|\ddot{\mathbf{x}}\|_2$ are related by

$$\begin{aligned} \|\mathbf{P}_{\mathbf{x}^\perp} \ddot{\mathbf{x}}\|_2^2 &= \left\| \left(\mathbf{I} - \mathbf{x}\mathbf{x}^* \right) \ddot{\mathbf{x}} \right\|_2^2 \\ &= \langle \mathbf{x}, \ddot{\mathbf{x}} \rangle^2 + \langle \ddot{\mathbf{x}}, \ddot{\mathbf{x}} \rangle - 2 \langle \mathbf{x}, \ddot{\mathbf{x}} \rangle^2 \end{aligned}$$

$$= \|\ddot{\mathbf{x}}\|_2^2 - 1.$$

Thus we know

$$\begin{aligned} M_2 &= \sup_{\mathbf{x} \in \mathcal{M}} \|\ddot{\mathbf{x}}\|_2 \\ &= \sup_{\mathbf{x} \in \mathcal{M}} \sqrt{1 + \|\mathbf{P}_{\mathbf{x}^\perp} \ddot{\mathbf{x}}\|_2^2} \\ &= \sqrt{1 + \sup_{\mathbf{x} \in \mathcal{M}} \{\|\mathbf{P}_{\mathbf{x}^\perp} \ddot{\mathbf{x}}\|_2\}^2} \\ &= \sqrt{1 + \kappa^2} \\ &\leq \sqrt{\left(\frac{\pi}{2} \hat{\kappa}\right)^2 + \kappa^2} \\ &< 2\hat{\kappa}. \end{aligned}$$

Furthermore, the above shows that $M_2 \geq 1$, so we have

$$\begin{aligned} M_2 &\leq M_2^2 = \sup_{\mathbf{x} \in \mathcal{M}} \|\ddot{\mathbf{x}}\|_2^2 \\ &= \sup_{\mathbf{x} \in \mathcal{M}} \langle \mathbf{x}, \mathbf{x}^{(4)} \rangle \\ &\leq M_4, \end{aligned}$$

using one of our previously-derived relationships in the second line and Cauchy-Schwarz in the third. Finally, for any point $\mathbf{x} = \mathbf{x}_\sigma(s)$, as $\mathbf{x}_\sigma(s + \text{len}(\mathcal{M}_\sigma)) = \mathbf{x}_\sigma(s)$, we have

$$\begin{aligned} \mathbf{0} &= \mathbf{x}_\sigma(s + \text{len}(\mathcal{M}_\sigma)) - \mathbf{x}_\sigma(s) = \int_{s'=s}^{s+\text{len}(\mathcal{M}_\sigma)} \dot{\mathbf{x}}_\sigma(s') ds' \\ &= \text{len}(\mathcal{M}_\sigma) \dot{\mathbf{x}}_\sigma(s) + \int_{s'=s}^{s+\text{len}(\mathcal{M}_\sigma)} \int_{s''=s}^{s'} \ddot{\mathbf{x}}_\sigma(s'') ds'' ds' \end{aligned}$$

which leads to

$$\begin{aligned} \text{len}(\mathcal{M}_\sigma) &= \|\text{len}(\mathcal{M}_\sigma) \dot{\mathbf{x}}_\sigma(s)\|_2 \\ &= \left\| \int_{s'=s}^{s+\text{len}(\mathcal{M}_\sigma)} \int_{s''=s}^{s'} \ddot{\mathbf{x}}_\sigma(s'') ds'' ds' \right\|_2 \\ &\leq \int_{s'=s}^{s+\text{len}(\mathcal{M}_\sigma)} \int_{s''=s}^{s'} M_2 ds'' ds' \\ &= \frac{\text{len}(\mathcal{M}_\sigma)^2}{2} M_2 < \text{len}(\mathcal{M}_\sigma)^2 \hat{\kappa}, \end{aligned}$$

completing the proof, where the first line uses the unit-speed property, the second uses the previous relation, the third uses Jensen's inequality (given that $\|\cdot\|_2$ is convex and 1-homogeneous), and the last line comes from (E.28). \blacksquare

Lemma E.4. Let $\hat{\kappa} = \max\{\kappa, \frac{2}{\pi}\}$. For $\sigma \in \{\pm\}$ and $|s' - s| \leq \frac{1}{\hat{\kappa}}$, we have

$$|s - s'| - \hat{\kappa}^2 |s - s'|^3 \leq \angle(\mathbf{x}_\sigma(s), \mathbf{x}_\sigma(s')) \leq |s - s'|. \quad (\text{E.30})$$

As a consequence, for $|s - s'| \leq \frac{\sqrt{\varepsilon}}{\hat{\kappa}}$,

$$(1 - \varepsilon) |s - s'| \leq \angle(\mathbf{x}_\sigma(s), \mathbf{x}_\sigma(s')) \leq |s - s'|. \quad (\text{E.31})$$

In particular, for any two points $\mathbf{x}, \mathbf{x}' \in \mathcal{M}_\sigma$, choosing s, s' such that $\mathbf{x}_\sigma(s) = \mathbf{x}$, $\mathbf{x}_\sigma(s') = \mathbf{x}'$, and $|s - s'| = d_{\mathcal{M}}(\mathbf{x}, \mathbf{x}')$, we have when $d_{\mathcal{M}}(\mathbf{x}, \mathbf{x}') \leq \frac{\sqrt{\varepsilon}}{\hat{\kappa}}$

$$(1 - \varepsilon)d_{\mathcal{M}}(\mathbf{x}, \mathbf{x}') \leq \angle(\mathbf{x}, \mathbf{x}') \leq d_{\mathcal{M}}(\mathbf{x}, \mathbf{x}').$$

Proof. We prove (E.30) first.

The upper bound is direct from the fact that \mathcal{M} is a pair of paths in the sphere and $\angle(\mathbf{x}, \mathbf{x}')$ is the length of a path in the sphere of minimum distance between points \mathbf{x}, \mathbf{x}' , and then using the fact that the distance $|s' - s| \geq d_{\mathcal{M}}(\mathbf{x}_\sigma(s), \mathbf{x}_\sigma(s'))$ from (C.7).

The lower bound requires some additional estimates. We fix s, s' satisfying our assumptions; as both $|s - s'|$ and $\angle(\mathbf{x}_\sigma(s), \mathbf{x}_\sigma(s'))$ are symmetric functions of (s, s') , it suffices to assume that $s' \geq s$. Define $t = s' - s$, then by assumption we have $0 \leq t \leq \frac{1}{\hat{\kappa}} \leq \frac{\pi}{2}$. As \cos^{-1} is strictly decreasing on $[-1, 1]$, we only need to show that

$$\langle \mathbf{x}_\sigma(s), \mathbf{x}_\sigma(s+t) \rangle \leq \cos(t - \hat{\kappa}^2 t^3). \quad (\text{E.32})$$

Using the second order Taylor expansion at s , we have

$$\mathbf{x}_\sigma(s+t) = \mathbf{x}_\sigma(s) + \dot{\mathbf{x}}_\sigma(s) + \int_{a=s}^{s+t} \int_{b=s}^a \ddot{\mathbf{x}}_\sigma(b) db da$$

and so

$$\begin{aligned} \langle \mathbf{x}_\sigma(s), \mathbf{x}_\sigma(s+t) \rangle &= \left\langle \mathbf{x}_\sigma(s), \mathbf{x}_\sigma(s) + \dot{\mathbf{x}}_\sigma(s) + \int_{a=s}^{s+t} \int_{b=s}^a \ddot{\mathbf{x}}_\sigma(b) db da \right\rangle \\ &= \|\mathbf{x}_\sigma(s)\|_2^2 + \langle \mathbf{x}_\sigma(s), \dot{\mathbf{x}}_\sigma(s) \rangle + \left\langle \mathbf{x}_\sigma(s), \int_{a=s}^{s+t} \int_{b=s}^a \ddot{\mathbf{x}}_\sigma(b) db da \right\rangle \\ &= 1 + \int_{a=s}^{s+t} \int_{b=s}^a \langle \mathbf{x}_\sigma(s), \ddot{\mathbf{x}}_\sigma(b) \rangle db da \end{aligned} \quad (\text{E.33})$$

where we use properties established in Lemma E.3, in particular (E.25) in the last line. Take second order Taylor expansion at b for $\mathbf{x}_\sigma(s)$, we have similarly

$$\mathbf{x}_\sigma(s) = \mathbf{x}_\sigma(b) + \dot{\mathbf{x}}_\sigma(b) + \int_{c=s}^b \int_{d=c}^b \ddot{\mathbf{x}}_\sigma(d) dd dc.$$

From (E.25) and (E.26), we have $\langle \mathbf{x}_\sigma(b), \ddot{\mathbf{x}}_\sigma(b) \rangle = -1$ and $\langle \dot{\mathbf{x}}_\sigma(b), \ddot{\mathbf{x}}_\sigma(b) \rangle = 0$. Thus uniformly for $b \in [s, s+t]$

$$\begin{aligned} \langle \mathbf{x}_\sigma(s), \ddot{\mathbf{x}}_\sigma(b) \rangle &= -1 + \left\langle \int_{c=s}^b \int_{d=c}^b \ddot{\mathbf{x}}_\sigma(d) dd dc, \ddot{\mathbf{x}}_\sigma(b) \right\rangle \\ &= -1 + \int_{c=s}^b \int_{d=c}^b \langle \ddot{\mathbf{x}}_\sigma(d), \ddot{\mathbf{x}}_\sigma(b) \rangle dd dc \\ &\leq -1 + \int_{c=s}^b \int_{d=c}^b \|\ddot{\mathbf{x}}_\sigma(d)\|_2 \|\ddot{\mathbf{x}}_\sigma(b)\|_2 dd dc \\ &\leq -1 + \int_{c=s}^b \int_{d=c}^b M_2^2 dd dc \\ &\leq -1 + \frac{M_2^2}{2} (b-s)^2, \end{aligned}$$

where in the third line we use Cauchy-Schwarz. Plugging this last bound into (E.33), it follows

$$\langle \mathbf{x}_\sigma(s), \mathbf{x}_\sigma(s+t) \rangle \leq 1 + \int_{a=s}^{s+t} \int_{b=s}^a (-1 + (M_2^2/2)(b-s)^2) db da$$

$$\begin{aligned}
&= 1 - \frac{t^2}{2} + \frac{M_2^2}{2} \int_{a=s}^{s+t} \int_{b=s}^a (b-s)^2 db da \\
&= 1 - \frac{t^2}{2} + \frac{M_2^2}{4!} t^4 \\
&= 1 - \frac{t^2}{2} + \frac{1 + \kappa^2}{4!} t^4, \tag{E.34}
\end{aligned}$$

with an application of Lemma E.3 in the final equality. To conclude, we derive a suitable estimate for $\cos(t - \hat{\kappa}^2 t^3)$. Because $0 \leq t \leq \hat{\kappa}^{-1}$, we have that $t^{-1}(t - \hat{\kappa}^2 t^3) \in [0, 1]$, and because $t \leq \hat{\kappa}^{-1} \leq \pi/2$, we can apply concavity of \cos on $[0, \pi/2]$ to obtain

$$\cos(t - \hat{\kappa}^2 t^3) \geq \frac{t - \hat{\kappa}^2 t^3}{t} \cos(t) + \left(1 - \frac{t - \hat{\kappa}^2 t^3}{t}\right) \cos(0).$$

Next, the estimate $\cos(x) \geq 1 - \frac{x^2}{2} + \frac{x^4}{4!} - \frac{x^6}{6!}$ for all x , a consequence of Taylor expansion, gives

$$\begin{aligned}
(1 - \hat{\kappa}^2 t^2) \cos(t) + \hat{\kappa}^2 t^2 &\geq (1 - \hat{\kappa}^2 t^2) \left(1 - \frac{t^2}{2} + \frac{t^4}{4!} - \frac{t^6}{6!}\right) + \hat{\kappa}^2 t^2 \\
&= 1 - \frac{t^2}{2} + \frac{t^4}{4!} + \frac{\hat{\kappa}^2 t^4}{2} - \frac{t^6}{6!} - \frac{\hat{\kappa}^2 t^6}{4!} + \frac{\hat{\kappa}^2 t^8}{6!}
\end{aligned}$$

after distributing. Because $\hat{\kappa} \geq \kappa$, we can split terms and write

$$t^4/4! + \hat{\kappa}^2 t^4/2 \geq \frac{1 + \kappa^2}{4!} t^4 + \hat{\kappa}^2 t^4/4,$$

and then grouping terms in the preceding estimates gives

$$\cos(t - \hat{\kappa}^2 t^3) \geq 1 - \frac{t^2}{2} + \frac{1 + \kappa^2}{4!} t^4 + \hat{\kappa}^2 t^4 \left(\frac{1}{4} - \frac{t^2}{4!} + \frac{t^4}{6!} - \frac{t^2}{6! \hat{\kappa}^2}\right).$$

By way of (E.34) and (E.32), we will therefore be done if we can show that

$$\frac{1}{4} - \left(\frac{1}{4!} + \frac{1}{6! \hat{\kappa}^2}\right) t^2 + \frac{t^4}{6!} \geq 0.$$

This is not hard to obtain: for example, we can prove the weaker but sufficient bound

$$1 - \frac{1}{3!} \left(1 + \frac{1}{30 \hat{\kappa}^2}\right) t^2 \geq 0$$

by noticing that because $t \leq \hat{\kappa}^{-1}$, it suffices to show

$$\frac{1}{\hat{\kappa}^2} \left(1 + \frac{1}{30 \hat{\kappa}^2}\right) \leq 6,$$

and because the LHS of the previous line is an increasing function of $\hat{\kappa}^{-1}$ and moreover $\hat{\kappa}^{-1} \leq \pi/2$, this bound follows by verifying that indeed $(\pi/2)^2(1 + (1/30)(\pi/2)^2) \leq 6$. Because s, s' were arbitrary we have thus proved (E.30).

For the remaining claims, (E.31) follows naturally from the fact that when $|s - s'| \leq \frac{\sqrt{\varepsilon}}{\hat{\kappa}}$, we have $|s - s'| - \hat{\kappa}^2 |s - s'|^3 \geq (1 - \varepsilon) |s - s'|$. The final claim is a restatement of (E.31) under the additional stated hypotheses. \blacksquare

Invertibility of $\widehat{\mathbf{M}}$ over S .

Lemma E.5 (Young's inequality for Fredholm operators). *Let $K : \mathcal{M} \times \mathcal{M} \rightarrow \mathbb{R}$ satisfy $K(\mathbf{x}, \mathbf{x}') = K(\mathbf{x}', \mathbf{x})$ for all $(\mathbf{x}, \mathbf{x}') \in \mathcal{M} \times \mathcal{M}$ and $\sup_{(\mathbf{x}, \mathbf{x}') \in \mathcal{M} \times \mathcal{M}} |K(\mathbf{x}, \mathbf{x}')| < +\infty$, and let \mathbf{K} denote its Fredholm integral operator (defined as $g \mapsto \mathbf{K}[g] = \int_{\mathcal{M}} K(\cdot, \mathbf{x}')g(\mathbf{x}')d\mathbf{x}'$). For any $1 \leq p \leq +\infty$, we have*

$$\|\mathbf{K}\|_{L^p \rightarrow L^p} \leq \sup_{\mathbf{x} \in \mathcal{M}} \int_{\mathbf{x}' \in \mathcal{M}} |K(\mathbf{x}, \mathbf{x}')| d\mathbf{x}'.$$

Proof. The proof uses the M. Riesz convexity theorem for interpolation of operators [1, §V, Theorem 1.3], which we need here in the form of a special case: it states that for all $1 \leq p \leq +\infty$, one has

$$\|\mathbf{K}\|_{L^p \rightarrow L^p} \leq \|\mathbf{K}\|_{L^\infty \rightarrow L^\infty}^{1/p} \|\mathbf{K}\|_{L^1 \rightarrow L^1}^{1-1/p}. \quad (\text{E.35})$$

To proceed, we will bound the two operator norm terms on the RHS. We have

$$\begin{aligned} \|\mathbf{K}\|_{L^1 \rightarrow L^1} &= \sup_{\|g\|_{L^1}=1} \int_{\mathbf{x} \in \mathcal{M}} \left| \int_{\mathbf{x}' \in \mathcal{M}} K(\mathbf{x}, \mathbf{x}')g(\mathbf{x}')d\mathbf{x}' \right| d\mathbf{x} \\ &\leq \sup_{\|g\|_{L^1}=1} \int_{\mathbf{x} \in \mathcal{M}} \int_{\mathbf{x}' \in \mathcal{M}} |K(\mathbf{x}, \mathbf{x}')||g(\mathbf{x}')| d\mathbf{x}' d\mathbf{x} \\ &= \sup_{\|g\|_{L^1}=1} \int_{\mathbf{x}' \in \mathcal{M}} \left(\int_{\mathbf{x} \in \mathcal{M}} |K(\mathbf{x}, \mathbf{x}')| d\mathbf{x} \right) |g(\mathbf{x}')| d\mathbf{x}' \\ &\leq \sup_{\|g\|_{L^1}=1} \left(\|g\|_{L^1} \sup_{\mathbf{x}' \in \mathcal{M}} \left| \int_{\mathbf{x} \in \mathcal{M}} |K(\mathbf{x}, \mathbf{x}')| d\mathbf{x} \right| \right) \\ &= \sup_{\mathbf{x} \in \mathcal{M}} \int_{\mathbf{x}' \in \mathcal{M}} |K(\mathbf{x}, \mathbf{x}')| d\mathbf{x}'. \end{aligned} \quad (\text{E.36})$$

The first inequality above uses the triangle inequality for the integral. In the third line, we rearrange the order of integration using Fubini's theorem, given that g is integrable and K is bounded on $\mathcal{M} \times \mathcal{M}$. In the fourth line, we use L^1 - L^∞ control of the integrand (i.e., Hölder's inequality), and in the final line we use that $\|g\|_{L^1} = 1$ along with symmetry of K and nonnegativity of the integrand to re-index and remove the outer absolute value. On the other hand, L^1 - L^∞ control and the triangle inequality give immediately

$$\begin{aligned} \|\mathbf{K}\|_{L^\infty \rightarrow L^\infty} &= \sup_{\mathbf{x} \in \mathcal{M}, \|g\|_{L^\infty}=1} \left| \int_{\mathbf{x}' \in \mathcal{M}} K(\mathbf{x}, \mathbf{x}')g(\mathbf{x}')d\mathbf{x}' \right| \\ &\leq \sup_{\mathbf{x} \in \mathcal{M}} \int_{\mathbf{x}' \in \mathcal{M}} |K(\mathbf{x}, \mathbf{x}')| d\mathbf{x}'. \end{aligned}$$

These two bounds are equal; plugging them into (E.35) thus proves the claim. \blacksquare

Lemma E.6. *Let $\varepsilon \in (0, \frac{3}{4})$, $r_\varepsilon, S_\varepsilon$ and $\widehat{\mathbf{M}}_\varepsilon$ be as defined in (E.8), (C.12) and (E.11). Then $\widehat{\mathbf{M}}_\varepsilon$ diagonalizes in the Fourier orthonormal basis (C.11). Write $\lambda_{\min}(\mathbf{P}_{S_\varepsilon} \widehat{\mathbf{M}}_\varepsilon \mathbf{P}_{S_\varepsilon})$ for the minimum eigenvalue of the operator $\mathbf{P}_{S_\varepsilon} \widehat{\mathbf{M}}_\varepsilon \mathbf{P}_{S_\varepsilon} : S_\varepsilon \rightarrow S_\varepsilon$. Then there exist constants c, C and a constant C_ε such that when $L \geq C_\varepsilon$, we have*

$$\begin{aligned} \lambda_{\min}(\mathbf{P}_{S_\varepsilon} \widehat{\mathbf{M}}_\varepsilon \mathbf{P}_{S_\varepsilon}) &\geq (1 - \varepsilon) \frac{3\pi n}{4} \log \left(1 + \frac{L-2}{3\pi} r_\varepsilon \right) - Cnr_\varepsilon \log^2 L, \\ &\geq cn \log L. \end{aligned}$$

As a consequence, $\mathbf{P}_{S_\varepsilon} \widehat{\mathbf{M}}_\varepsilon \mathbf{P}_{S_\varepsilon}$ is invertible over S_ε , and

$$\left\| \left(\mathbf{P}_{S_\varepsilon} \widehat{\mathbf{M}}_\varepsilon \mathbf{P}_{S_\varepsilon} \right)^{-1} \right\|_{L^2 \rightarrow L^2} = \lambda_{\min}^{-1}(\mathbf{P}_{S_\varepsilon} \widehat{\mathbf{M}}_\varepsilon \mathbf{P}_{S_\varepsilon}).$$

Proof. Choose $L \gtrsim 1$ to guarantee that $\widehat{\mathcal{M}}_\varepsilon$ is well-defined. We use ψ° to denote the DC subtracted skeleton, as defined in (C.4), and $(\phi_{\sigma,k})_{\sigma,k}$ the (intrinsic) Fourier basis on \mathcal{M} , as defined in (C.11). For any Fourier basis function $\phi_{\sigma,k}$, we have

$$\begin{aligned}\widehat{\mathcal{M}}_\varepsilon[\phi_{\sigma,k}](\mathbf{x}_\sigma(s)) &= \int_{s'=s-r_\varepsilon}^{s+r_\varepsilon} \psi^\circ(|s-s'|) \phi_{\sigma,k}(\mathbf{x}_\sigma(s')) ds' \\ &= \int_{s'=-r_\varepsilon}^{r_\varepsilon} \psi^\circ(|s'|) \exp\left(\frac{i2\pi k s'}{\text{len}(\mathcal{M}_\sigma)}\right) ds' \phi_{\sigma,k}(\mathbf{x}_\sigma(s)) \\ &= \phi_{\sigma,k}(\mathbf{x}_\sigma(s)) \int_{s'=-r_\varepsilon}^{r_\varepsilon} \psi^\circ(|s'|) \cos\left(\frac{2\pi k s'}{\text{len}(\mathcal{M}_\sigma)}\right) ds',\end{aligned}$$

which shows that each Fourier basis function is an eigenfunction of $\widehat{\mathcal{M}}_\varepsilon$; because these functions form an orthonormal basis for $L^2(\mathcal{M})$ (by classical results from Fourier analysis on the circle), $\widehat{\mathcal{M}}_\varepsilon$ diagonalizes in this basis. Moreover, because S_ε is the span of Fourier basis functions, $\widehat{\mathcal{M}}_\varepsilon$ also diagonalizes in this basis, and hence so does $\mathbf{P}_{S_\varepsilon} \widehat{\mathcal{M}}_\varepsilon \mathbf{P}_{S_\varepsilon}$. Because $\widehat{\mathcal{M}}_\varepsilon$ is self-adjoint and $\mathbf{P}_{S_\varepsilon}$ is an orthogonal projection, $\mathbf{P}_{S_\varepsilon} \widehat{\mathcal{M}}_\varepsilon \mathbf{P}_{S_\varepsilon}$ is self-adjoint; and because $\dim(S_\varepsilon) < +\infty$, the operator $\mathbf{P}_{S_\varepsilon} \widehat{\mathcal{M}}_\varepsilon \mathbf{P}_{S_\varepsilon}$ has finite rank, and therefore has a well-defined minimum eigenvalue, which we denote as in the statement of the lemma. As $K_{\varepsilon,\sigma} = \lfloor \frac{\varepsilon^{1/2} \text{len}(\mathcal{M}_\sigma)}{2\pi r_\varepsilon} \rfloor$, we have for any $|k_\sigma| \leq K_{\varepsilon,\sigma}$ and any $|s'| \leq r_\varepsilon$,

$$1 \geq \cos\left(\frac{2\pi k_\sigma s'}{\text{len}(\mathcal{M}_\sigma)}\right) \geq 1 - \left(\frac{2\pi k_\sigma s'}{\text{len}(\mathcal{M}_\sigma)}\right)^2 \geq 1 - \varepsilon.$$

Then for $\sigma \in \{+, -\}$ and $|k| \leq K_{\varepsilon,\pm}$,

$$\begin{aligned}\widehat{\mathcal{M}}_\varepsilon[\phi_{\sigma,k}](\mathbf{x}_\sigma(s)) &= \phi_{\sigma,k}(\mathbf{x}_\sigma(s)) \int_{s'=-r_\varepsilon}^{r_\varepsilon} \psi^\circ(|s'|) \cos\left(\frac{2\pi k s'}{\text{len}(\mathcal{M}_\sigma)}\right) ds' \\ &\geq (1 - \varepsilon) \phi_{\sigma,k}(\mathbf{x}_\sigma(s)) \int_{s'=-r_\varepsilon}^{r_\varepsilon} \psi^\circ(|s'|) ds',\end{aligned}$$

and so

$$\lambda_{\min}\left(\mathbf{P}_{S_\varepsilon} \widehat{\mathcal{M}}_\varepsilon \mathbf{P}_{S_\varepsilon}\right) \geq 2(1 - \varepsilon) \int_0^{r_\varepsilon} \psi^\circ(s) ds.$$

From Lemma F.7, we have if $L \gtrsim 1$

$$2 \int_{s=0}^{r_\varepsilon} \psi^\circ(s) ds \geq \frac{3\pi n}{4} \log\left(1 + \frac{L-2}{3\pi} r_\varepsilon\right) - Cnr_\varepsilon \log^2 L.$$

In particular, as $r_\varepsilon = 6\pi L^{-\frac{a_\varepsilon}{a_\varepsilon+1}}$, there exists a constant C_ε such that when $L \geq C'_\varepsilon$, we have

$$Cnr_\varepsilon \log^2 L \leq \frac{\varepsilon}{4} \frac{3\pi n}{4} \log\left(1 + \frac{L-2}{3\pi} r_\varepsilon\right),$$

and thus

$$\begin{aligned}\lambda_{\min}\left(\mathbf{P}_{S_\varepsilon} \widehat{\mathcal{M}}_\varepsilon \mathbf{P}_{S_\varepsilon}\right) &\geq (1 - \varepsilon) \left(1 - \frac{\varepsilon}{4}\right) \frac{3\pi n}{4} \log\left(1 + \frac{L-2}{3\pi} r_\varepsilon\right) \\ &\geq \left(1 - \frac{5\varepsilon}{4}\right) \frac{3\pi n}{4} \log\left(L^{1-\frac{a_\varepsilon}{a_\varepsilon+1}}\right) \\ &= \left(1 - \frac{5\varepsilon}{4}\right) \frac{3\pi n}{4} \frac{1}{a_\varepsilon+1} \log L\end{aligned}$$

$$\begin{aligned}
&\geq \left(1 - \frac{5}{4} \cdot \frac{3}{4}\right) \frac{3\pi n}{4} \cdot \frac{1}{2} \log L \\
&\geq cn \log L \\
&> 0,
\end{aligned}$$

where we used $L \gtrsim 1$ in the second inequality, and $\varepsilon < 3/4$ and $a_\varepsilon \leq 1$ in the third inequality. So $P_{S_\varepsilon} \widehat{M}_\varepsilon P_{S_\varepsilon}$ is invertible over S_ε , with

$$\left(P_{S_\varepsilon} \widehat{M}_\varepsilon P_{S_\varepsilon}\right)^{-1} [h] = \sum_{\sigma=\pm} \sum_{k=0}^{K_{\varepsilon,\sigma}} \left(\int_{s=-r_\varepsilon}^{r_\varepsilon} \psi^\circ(|s|) \cos\left(\frac{2\pi ks}{\text{len}(\mathcal{M}_\sigma)}\right) ds \right)^{-1} \phi_{\sigma,k} \phi_{\sigma,k}^* h. \quad (\text{E.37})$$

The final claim is a consequence of the fact that $P_{S_\varepsilon} \widehat{M}_\varepsilon P_{S_\varepsilon}$ is self-adjoint and finite-rank. \blacksquare

Lemma E.7. *Let $\varepsilon \in (0, \frac{3}{4})$, $a_\varepsilon, r_\varepsilon, M_\varepsilon$ and \widehat{M}_ε be as defined in (E.7), (E.8), (E.10) and (E.11). There exist constants C, C' , such that when $L \geq C$ and $L \geq (\varepsilon^{-1/2} 12\pi\hat{\kappa})^{\frac{a_\varepsilon+1}{a_\varepsilon}}$, we have*

$$\left\| M_\varepsilon - \widehat{M}_\varepsilon \right\|_{L^2 \rightarrow L^2} \leq (1 - \varepsilon)^{-2} C' \hat{\kappa}^2 n r_\varepsilon^2.$$

Proof. We choose $L \gtrsim 1$ to guarantee that \widehat{M}_ε is well-defined for all $0 < \varepsilon < 3/4$. We would like to use Lemma E.5 to bound $\|M_\varepsilon - \widehat{M}_\varepsilon\|_{L^2 \rightarrow L^2}$, and thus we define two (suggestively-named) bounded symmetric kernels $\mathcal{M} \times \mathcal{M} \rightarrow \mathbb{R}$:

$$M_\varepsilon(\mathbf{x}, \mathbf{x}') = \mathbb{1}_{d_{\mathcal{M}}(\mathbf{x}, \mathbf{x}') < r_\varepsilon} \psi^\circ(\angle(\mathbf{x}, \mathbf{x}'))$$

and

$$\widehat{M}_\varepsilon(\mathbf{x}, \mathbf{x}') = \mathbb{1}_{d_{\mathcal{M}}(\mathbf{x}, \mathbf{x}') < r_\varepsilon} \psi^\circ(d_{\mathcal{M}}(\mathbf{x}, \mathbf{x}')).$$

From (E.10), M_ε is indeed M_ε 's associated Fredholm integral operator. To show that under our constraints for L , \widehat{M}_ε is also \widehat{M}_ε 's associated integral operator, we first notice that following (C.7), for any $\mathbf{x}, \mathbf{x}' \in \mathcal{M}$, $d_{\mathcal{M}}(\mathbf{x}, \mathbf{x}') < r_\varepsilon$ if and only if there exist σ, s and s' such that $\mathbf{x} = \mathbf{x}_\sigma(s)$, $\mathbf{x}' = \mathbf{x}_\sigma(s')$ and $|s' - s| < r_\varepsilon$. This means for any fixed \mathbf{x} , if we let σ and s be chosen such that $\mathbf{x} = \mathbf{x}_\sigma(s)$, then $L_{r_\varepsilon}(\mathbf{x}) = \{\mathbf{x}_\sigma(s') \mid |s' - s| < r_\varepsilon\}$. Furthermore, as $L \geq (\varepsilon^{-1/2} 12\pi\hat{\kappa})^{\frac{a_\varepsilon+1}{a_\varepsilon}}$, by (E.29) in Lemma E.3 we have $r_\varepsilon \leq \frac{\sqrt{\varepsilon}}{2\hat{\kappa}} < \min\{\text{len}(\mathcal{M}_+), \text{len}(\mathcal{M}_-)\}/2$. Under this condition, we can unambiguously express the intrinsic distance $d_{\mathcal{M}}$ in terms of arc length at the local scale: for any $\mathbf{x}' \in L_{r_\varepsilon}(\mathbf{x})$, there is a *unique* s' such that $|s' - s| \leq r_\varepsilon$. To see this, note that for any other parameter choice that attains the infimum in (C.7) $s'' = s' + k \text{len}(\mathcal{M}_\sigma)$ with integer $k \neq 0$, the triangle inequality implies $|s'' - s| \geq |r_\varepsilon - k \text{len}(\mathcal{M}_\sigma)|$, and one has $|r_\varepsilon - k \text{len}(\mathcal{M}_\sigma)| > r_\varepsilon$ for every $k \neq 0$ if $0 < r_\varepsilon < \text{len}(\mathcal{M}_\sigma)/2$. Then for $\mathbf{x}' \in L_{r_\varepsilon}(\mathbf{x})$ and any $s' \in [s - r_\varepsilon, s + r_\varepsilon]$ such that $\mathbf{x}_\sigma(s') = \mathbf{x}'$, we have $d_{\mathcal{M}}(\mathbf{x}, \mathbf{x}') = |s - s'|$. Combining all these points, \widehat{M}_ε 's associated Fredholm integral operator \mathbf{H} can be written as:

$$\begin{aligned}
\mathbf{H}[f](\mathbf{x}_\sigma(s)) &= \int_{d_{\mathcal{M}}(\mathbf{x}_\sigma(s), \mathbf{x}') < r_\varepsilon} \psi^\circ(d_{\mathcal{M}}(\mathbf{x}_\sigma(s), \mathbf{x}')) f(\mathbf{x}') d\mathbf{x}' \\
&= \int_{\mathbf{x}' \in \{\mathbf{x}_\sigma(s) \mid |s' - s| < r_\varepsilon\}} \psi^\circ(d_{\mathcal{M}}(\mathbf{x}_\sigma(s), \mathbf{x}')) f(\mathbf{x}') d\mathbf{x}' \\
&= \int_{s'=s-r_\varepsilon}^{s+r_\varepsilon} \psi^\circ(d_{\mathcal{M}}(\mathbf{x}_\sigma(s), \mathbf{x}_\sigma(s'))) f(\mathbf{x}_\sigma(s')) ds' \\
&= \int_{s'=s-r_\varepsilon}^{s+r_\varepsilon} \psi^\circ(|s - s'|) f(\mathbf{x}_\sigma(s')) ds' \\
&= \widehat{M}_\varepsilon[f](\mathbf{x}_\sigma(s)),
\end{aligned}$$

which means \widehat{M}_ε is indeed \widehat{M}_ε 's associated integral kernel.

We can now apply Lemma E.5 and and get

$$\begin{aligned}
\|M_\varepsilon - \widehat{M}_\varepsilon\|_{L^2 \rightarrow L^2} &\leq \sup_{\mathbf{x} \in \mathcal{M}} \int_{\mathbf{x}' \in \mathcal{M}} |M_\varepsilon(\mathbf{x}, \mathbf{x}') - \widehat{M}_\varepsilon(\mathbf{x}, \mathbf{x}')| d\mathbf{x}' \\
&= \sup_{\mathbf{x} \in \mathcal{M}} \int_{\mathbf{x}' \in L_{r_\varepsilon}(\mathbf{x})} |M_\varepsilon(\mathbf{x}, \mathbf{x}') - \widehat{M}_\varepsilon(\mathbf{x}, \mathbf{x}')| d\mathbf{x}' \\
&= \sup_{s, \sigma} \int_{s'=s-r_\varepsilon}^{s+r_\varepsilon} \left| \psi^\circ(\angle(\mathbf{x}_\sigma(s), \mathbf{x}_\sigma(s'))) - \psi^\circ(|s-s'|) \right| ds'. \tag{E.38}
\end{aligned}$$

Here, we recall that $r_\varepsilon < \pi/4$ (because $\hat{\kappa} \leq \pi/2$), so there is no issue with these evaluations and the domain of ψ° being $[0, \pi]$. Note that from (E.30), when $|s-s'| \leq r_\varepsilon \leq \frac{\sqrt{\varepsilon}}{\hat{\kappa}}$, we have

$$\begin{aligned}
\angle(\mathbf{x}_\sigma(s), \mathbf{x}_\sigma(s')) &\geq |s-s'| - \hat{\kappa}^2 |s-s'|^3 \\
&\geq (1-\varepsilon)|s-s'|. \tag{E.39}
\end{aligned}$$

As ψ° is nonnegative, strictly decreasing and convex by Lemma G.5, we know both ψ° and $|\dot{\psi}^\circ|$ are decreasing. Also, by the upper bound in Lemma E.4, we have that $\psi^\circ(\angle(\mathbf{x}_\sigma(s), \mathbf{x}_\sigma(s'))) - \psi^\circ(|s-s'|) \geq 0$, so we can essentially ignore the absolute value in the integrand in (E.38). We can then calculate

$$\begin{aligned}
\int_{s'=s-r_\varepsilon}^{s+r_\varepsilon} \psi^\circ(\angle(\mathbf{x}_\sigma(s), \mathbf{x}_\sigma(s'))) - \psi^\circ(|s-s'|) ds' &\leq \int_{s'=s-r_\varepsilon}^{s+r_\varepsilon} \psi^\circ(|s-s'| - \hat{\kappa}^2 |s-s'|^3) - \psi^\circ(|s-s'|) ds' \\
&= \int_{t=-r_\varepsilon}^{r_\varepsilon} \psi^\circ(|t| - \hat{\kappa}^2 |t|^3) - \psi^\circ(|t|) dt \\
&= \int_{t=-r_\varepsilon}^{r_\varepsilon} \int_{a=|t| - \hat{\kappa}^2 |t|^3}^{|t|} |\dot{\psi}^\circ(a)| da dt \\
&\leq \hat{\kappa}^2 \int_{t=-r_\varepsilon}^{r_\varepsilon} |t|^3 |\dot{\psi}^\circ(|t| - \hat{\kappa}^2 |t|^3)| dt \\
&\leq \hat{\kappa}^2 \int_{t=-r_\varepsilon}^{r_\varepsilon} |t|^3 |\dot{\psi}^\circ((1-\varepsilon)|t|)| dt \\
&= 2(1-\varepsilon)^{-4} \hat{\kappa}^2 \int_{t=0}^{(1-\varepsilon)r_\varepsilon} t^3 |\dot{\psi}^\circ(t)| dt.
\end{aligned}$$

Above, the first line comes from (E.39) and the the fact that ψ° is strictly decreasing, the fourth and fifth line comes from the fact that $|\dot{\psi}^\circ|$ is decreasing and (E.39). The last line uses symmetry and a linear transformation. Note that from (E.39) we always have $|t| - \hat{\kappa}^2 |t|^3$ nonnegative when $|t| \leq r_\varepsilon$ and thus all above formulas are well defined. From Lemma F.10, we know that there exists C, C' such that when $L \geq C$, we have

$$\int_0^{(1-\varepsilon)r_\varepsilon} t^3 |\dot{\psi}^\circ(t)| dt \leq C' n (1-\varepsilon)^2 r_\varepsilon^2,$$

and plugging all bounds back to (E.38) we get

$$\|M_\varepsilon - \widehat{M}_\varepsilon\|_{L^2 \rightarrow L^2} \leq (1-\varepsilon)^{-2} C' \hat{\kappa}^2 n r_\varepsilon^2$$

as claimed. ■

Lemma E.8. *Let $\varepsilon \in (0, \frac{3}{4})$, r_ε and $N_{r_\varepsilon, \varepsilon}$ as defined in (E.8) and (E.4). For any $0 < \varepsilon'' \leq 1$, there exist numbers $C_{\varepsilon''}, C'_{\varepsilon''}$ such that when $L \geq C_{\varepsilon''}$, we have*

$$\sup_{\mathbf{x} \in \mathcal{M}} \int_{\mathbf{x}' \in N_{r_\varepsilon, \varepsilon}(\mathbf{x})} \psi^\circ(\angle(\mathbf{x}, \mathbf{x}')) ds' \leq \frac{3\pi n}{4(1-\varepsilon)} (1+\varepsilon'') \log\left(\frac{\sqrt{\varepsilon}}{\hat{\kappa} r_\varepsilon}\right) + C'_{\varepsilon''} n.$$

Proof. For $\mathbf{x} \in \mathcal{M}$, assume the parameters are chosen such that the corresponding near piece is nonempty, for otherwise the claim is immediate. Recalling (E.4), for any $\mathbf{x}' \in N_{r_\varepsilon, \varepsilon}(\mathbf{x})$, we have $d_{\mathcal{M}}(\mathbf{x}, \mathbf{x}') \leq \sqrt{\varepsilon}/\hat{\kappa}$. From Lemma E.4, this implies $\angle(\mathbf{x}, \mathbf{x}') \geq (1 - \varepsilon)d_{\mathcal{M}}(\mathbf{x}, \mathbf{x}')$. Let σ, s be such that $\mathbf{x}_\sigma(s) = \mathbf{x}$. Notice by the discussion following the definition of the intrinsic distance in (C.7) that the near component $N_{r_\varepsilon, \varepsilon}(\mathbf{x})$ is contained in the set $\{\mathbf{x}_\sigma(s') \mid |s' - s| \in [r_\varepsilon, \sqrt{\varepsilon}/\hat{\kappa}]\}$. And from Lemma G.5, ψ° is strictly decreasing, thus we have

$$\begin{aligned} \int_{\mathbf{x}' \in N_{r_\varepsilon, \varepsilon}(\mathbf{x})} \psi^\circ(\angle(\mathbf{x}, \mathbf{x}')) ds' &\leq \int_{s'=s+r_\varepsilon}^{s+\frac{\sqrt{\varepsilon}}{\hat{\kappa}}} \psi^\circ(\angle(\mathbf{x}_\sigma(s), \mathbf{x}_\sigma(s'))) ds' \\ &\quad + \int_{s'=s-\frac{\sqrt{\varepsilon}}{\hat{\kappa}}}^{s-r_\varepsilon} \psi^\circ(\angle(\mathbf{x}_\sigma(s), \mathbf{x}_\sigma(s'))) ds' \\ &\leq \int_{s'=s+r_\varepsilon}^{s+\frac{\sqrt{\varepsilon}}{\hat{\kappa}}} \psi^\circ((1-\varepsilon)|s'-s|) ds' \\ &\quad + \int_{s'=s-\frac{\sqrt{\varepsilon}}{\hat{\kappa}}}^{s-r_\varepsilon} \psi^\circ((1-\varepsilon)|s'-s|) ds' \\ &= 2 \int_{t=r_\varepsilon}^{\frac{\sqrt{\varepsilon}}{\hat{\kappa}}} \psi^\circ((1-\varepsilon)t) dt \\ &= \frac{2}{1-\varepsilon} \int_{t=(1-\varepsilon)r_\varepsilon}^{\frac{(1-\varepsilon)\sqrt{\varepsilon}}{\hat{\kappa}}} \psi^\circ(t) dt, \end{aligned}$$

where in the last line we apply a linear change of variables. We also note that in the above integrals $|s' - s| \leq \hat{\kappa}^{-1} \leq \pi/2$, so there are no issues above with the domain of ψ° being $[0, \pi]$. From Lemma F.9, for any $0 < \varepsilon'' \leq 1$, there exist numbers $C_{\varepsilon''}, C'_{\varepsilon''}$ such that if $L \geq C_{\varepsilon''}$, then r_ε satisfies the condition in (F.12) and we have

$$\begin{aligned} \sup_{\mathbf{x} \in \mathcal{M}} \int_{\mathbf{x}' \in N_{r_\varepsilon, \varepsilon}(\mathbf{x})} \psi^\circ(\angle(\mathbf{x}, \mathbf{x}')) ds' &\leq \frac{2}{1-\varepsilon} \int_{t=(1-\varepsilon)r_\varepsilon}^{\frac{(1-\varepsilon)\sqrt{\varepsilon}}{\hat{\kappa}}} \psi^\circ(|t|) dt \\ &\leq \frac{2}{1-\varepsilon} (1 + \varepsilon'') \frac{3\pi n}{8} \log \left(\frac{1 + (L-3) \frac{(1-\varepsilon)\sqrt{\varepsilon}/(3\pi)}{\hat{\kappa}}}{1 + (L-3)(1-\varepsilon)r_\varepsilon/(3\pi)} \right) \\ &\quad + C'_{\varepsilon''} n \\ &\leq \frac{3\pi n}{4(1-\varepsilon)} (1 + \varepsilon'') \log \left(\frac{\sqrt{\varepsilon}}{\hat{\kappa} r_\varepsilon} \right) + C'_{\varepsilon''} n. \end{aligned}$$

■

Lemma E.9. Let $\varepsilon \in (0, \frac{3}{4})$, $\delta \in (0, 1 - \varepsilon]$. Let $W_{\varepsilon, \delta}$ as in (E.6). There exist constants C, C' such that when $L \geq C$, for any $\mathbf{x} \in \mathcal{M}$,

$$\int_{\mathbf{x}' \in W_{\varepsilon, \delta}(\mathbf{x})} \psi^\circ(\angle(\mathbf{x}, \mathbf{x}')) ds' \leq \mathfrak{C}_{\varepsilon, \delta}(\mathcal{M}) C' n \log \left(1 + \frac{1}{\frac{\sqrt{1+\kappa^2}}{\Delta_\varepsilon}} \right).$$

Proof. To bound the integral, we rely on the observation that for each ‘curve segment’ inside the winding component, the angle $\angle(\mathbf{x}, \mathbf{x}')$ cannot stay small for the whole segment, and thus we can avoid worst case control for the angle as we have employed for the far component in Lemma E.10.⁹ We will begin by constructing a specific finite cover of curve segments for the winding component, then we will bound the integral over each curve segment by providing a lower bound for the angle function.

⁹Within the lemma, a curve segment means $\{\mathbf{x}_\sigma(s) \mid s \in [s_1, s_2]\} \subseteq \mathcal{M}_\sigma$ for certain σ, s_1 and s_2 with $|s_1 - s_2| < \text{len}(\mathcal{M}_\sigma)$, and we call $|s_1 - s_2|$ the length of the curve segment.

As \mathcal{M} is compact with bounded length, from the definition in (C.10) we know $\mathfrak{B}_{\varepsilon,\delta}(\mathcal{M})$ is a finite number for any choice of ε, δ . From the definition of the winding component (E.6), for any point $\mathbf{x} \in \mathcal{M}$, we can cover $W_{\varepsilon,\delta}(\mathbf{x})$ by at most $\mathfrak{B}_{\varepsilon,\delta}(\mathcal{M})$ closed balls in the intrinsic distance on the manifold with radii no larger than $1/\sqrt{1+\kappa^2}$. Topologically, each ball in the intrinsic distance of radii r is a curve segment of length $2r$; thus, $W_{\varepsilon,\delta}(\mathbf{x})$ can be covered by at most $2\mathfrak{B}_{\varepsilon,\delta}(\mathcal{M})$ curve segments, each with length no larger than $1/\sqrt{1+\kappa^2}$. Formally, this implies that for each $\mathbf{x} \in \mathcal{M}$, there exists a number $N(\mathbf{x}) \leq 2\mathfrak{B}_{\varepsilon,\delta}(\mathcal{M})$ and for each $i \in \{1, \dots, N(\mathbf{x})\}$, there exist a sign $\sigma_i(\mathbf{x}) \in \{\pm\}$ and a nonempty interval $I_i(\mathbf{x}) = [s_{1,i}(\mathbf{x}), s_{2,i}(\mathbf{x})]$ with length no greater than $\frac{1}{\sqrt{1+\kappa^2}}$ and strictly less than $\text{len}(\mathcal{M}_{\sigma_i(\mathbf{x})})$ such that

$$W_{\varepsilon,\delta}(\mathbf{x}) \subseteq \bigcup_{i=1}^{N(\mathbf{x})} X_i(\mathbf{x})$$

where $X_i(\mathbf{x}) = \{\mathbf{x}_{\sigma_i(\mathbf{x})}(s) \mid s \in I_i(\mathbf{x})\} \subset \mathcal{M}$ with $X_i(\mathbf{x}) \cap W_{\varepsilon,\delta}(\mathbf{x}) \neq \emptyset$. For the purpose of minimum coverage, we can further assume without loss of generality that for each \mathbf{x} and each i , the boundary points $\mathbf{x}_{\sigma_i(\mathbf{x})}(s_{1,i}(\mathbf{x}))$ and $\mathbf{x}_{\sigma_i(\mathbf{x})}(s_{2,i}(\mathbf{x}))$ belong to $W_{\varepsilon,\delta}(\mathbf{x})$: we can always set $p_{1,i}(\mathbf{x}) = \inf\{s \mid s \in [s_{1,i}(\mathbf{x}), s_{2,i}(\mathbf{x})], \mathbf{x}_{\sigma_i(\mathbf{x})}(s) \in W_{\varepsilon,\delta}(\mathbf{x})\}$ and $p_{2,i}(\mathbf{x}) = \sup\{s \mid s \in [s_{1,i}(\mathbf{x}), s_{2,i}(\mathbf{x})], \mathbf{x}_{\sigma_i(\mathbf{x})}(s) \in W_{\varepsilon,\delta}(\mathbf{x})\}$, then the curve segment associated with $\sigma_i(\mathbf{x})$ and interval $[p_{1,i}(\mathbf{x}), p_{2,i}(\mathbf{x})]$ still covers $X_i(\mathbf{x}) \cap W_{\varepsilon,\delta}(\mathbf{x})$. As $W_{\varepsilon,\delta}(\mathbf{x})$ is closed, we have the boundary points $\mathbf{x}_{\sigma_i(\mathbf{x})}(p_{1,i}(\mathbf{x})), \mathbf{x}_{\sigma_i(\mathbf{x})}(p_{2,i}(\mathbf{x})) \in W_{\varepsilon,\delta}(\mathbf{x})$ and as $X_i(\mathbf{x})$ intersect with $W_{\varepsilon,\delta}(\mathbf{x})$, the definition above is well defined.

We will next increase the number of sets in these coverings, so that they are guaranteed not to fall into any of the ‘‘local pieces’’ at \mathbf{x} : although by the definitions (E.3) and (E.6) the local and winding pieces at any \mathbf{x} are disjoint, it may be the case that when we pass to the covering sets $(X_i(\mathbf{x}))_{i \in [N(\mathbf{x})]}$, we overlap with the local piece. In particular, consider a ‘‘local piece’’ $L_{\sqrt{\varepsilon}/\hat{\kappa}}(\mathbf{x})$ defined as in (E.3), which from the definition does not intersect with $W_{\varepsilon,\delta}(\mathbf{x})$. For each i , as the boundary points of $X_i(\mathbf{x})$ fall in $W_{\varepsilon,\delta}(\mathbf{x})$, these boundary points do not belong to $L_{\sqrt{\varepsilon}/\hat{\kappa}}(\mathbf{x})$. And as $L_{\sqrt{\varepsilon}/\hat{\kappa}}(\mathbf{x})$ is topologically connected and one dimensional, if $X_i(\mathbf{x})$ intersects with $L_{\sqrt{\varepsilon}/\hat{\kappa}}(\mathbf{x})$, it must contains the whole local piece. As $X_i(\mathbf{x})$ itself is a curve segment and one dimensional, and $L_{\sqrt{\varepsilon}/\hat{\kappa}}(\mathbf{x})$ is open, removing $L_{\sqrt{\varepsilon}/\hat{\kappa}}(\mathbf{x})$ would leave two curve segments with smaller length. Then these two curve segments lie in $\mathcal{M} \setminus L_{\sqrt{\varepsilon}/\hat{\kappa}}(\mathbf{x})$, and cover $X_i(\mathbf{x}) \setminus L_{\sqrt{\varepsilon}/\hat{\kappa}}(\mathbf{x})$. In other words, for any $\mathbf{x} \in \mathcal{M}$, there exists $N'(\mathbf{x}) \leq 4\mathfrak{B}_{\varepsilon,\delta}(\mathcal{M})$ and for $i \in \{1, \dots, N'(\mathbf{x})\}$, there exist signs $\sigma'_i(\mathbf{x}) \in \{\pm\}$ and intervals $I'_i(\mathbf{x}) = [s'_{1,i}(\mathbf{x}), s'_{2,i}(\mathbf{x})]$ with length no greater than $\frac{1}{\sqrt{1+\kappa^2}}$ such that

$$W_{\varepsilon,\delta}(\mathbf{x}) \subseteq \bigcup_{i=1}^{N'(\mathbf{x})} X'_i(\mathbf{x}),$$

where $X'_i(\mathbf{x}) = \{\mathbf{x}_{\sigma'_i(\mathbf{x})}(s) \mid s \in I'_i(\mathbf{x})\} \subset \mathcal{M} \setminus L_{\sqrt{\varepsilon}/\hat{\kappa}}(\mathbf{x})$ with $X'_i(\mathbf{x}) \cap W_{\varepsilon,\delta}(\mathbf{x}) \neq \emptyset$. We therefore have

$$\int_{\mathbf{x}' \in W_{\varepsilon,\delta}(\mathbf{x})} \psi^\circ(\angle(\mathbf{x}, \mathbf{x}')) ds' \leq \sum_{i=1}^{N'(\mathbf{x})} \int_{s \in I'_i(\mathbf{x})} \psi^\circ(\angle(\mathbf{x}, \mathbf{x}_{\sigma'_i(\mathbf{x})}(s))) ds. \quad (\text{E.40})$$

We next derive additional properties of the pieces $X'_i(\mathbf{x})$ that will allow us to obtain suitable estimates for the integrals on the RHS of (E.40). As each $X'_i(\mathbf{x})$ is a compact set, we let

$$s_i^*(\mathbf{x}) \in \arg \min_{s \in I'_i(\mathbf{x})} \angle(\mathbf{x}, \mathbf{x}_{\sigma'_i(\mathbf{x})}(s))$$

and denote $\mathbf{x}_i^*(\mathbf{x}) = \mathbf{x}_{\sigma'_i(\mathbf{x})}(s_i^*(\mathbf{x}))$. Below we will abbreviate $\mathbf{x}_i^*(\mathbf{x}), s_i^*(\mathbf{x})$ and $\sigma'_i(\mathbf{x})$ as \mathbf{x}_i^*, s_i^* and σ'_i when the base point \mathbf{x} is clear. We further abbreviate $\hat{\mathbf{x}}_i^* = \hat{\mathbf{x}}_{\sigma'_i(\mathbf{x})}(s_i^*(\mathbf{x}))$. As $X'_i(\mathbf{x})$ intersects with the winding component, we have $\angle(\mathbf{x}, \mathbf{x}_i^*) \leq \frac{\delta\sqrt{\varepsilon}}{\hat{\kappa}} < \frac{\pi}{2}$. And as $X'_i(\mathbf{x}) \cap L_{\sqrt{\varepsilon}/\hat{\kappa}}(\mathbf{x}) = \emptyset$, we have $d_{\mathcal{M}}(\mathbf{x}, \mathbf{x}_i^*) \geq \sqrt{\varepsilon}/\hat{\kappa}$. This means $\mathbf{x}_i^* \in W_{\varepsilon,\delta}(\mathbf{x})$ from (E.6). As \cos is strictly decreasing from 0 to π and s_i^* minimizes $\angle(\mathbf{x}, \mathbf{x}_{\sigma'_i}(s))$, it

also maximizes $\langle \mathbf{x}, \mathbf{x}_{\sigma'_i}(s) \rangle$. For any $s \in I'_i(\mathbf{x})$, from the second order Taylor expansion of $\mathbf{x}_{\sigma'_i}(s)$ around \mathbf{x}_i^* we have

$$\begin{aligned} \langle \mathbf{x}, \mathbf{x}_i^* \rangle &\geq \langle \mathbf{x}, \mathbf{x}_{\sigma'_i}(s) \rangle \\ &= \langle \mathbf{x}, \mathbf{x}_i^* \rangle + (s - s_i^*) \langle \mathbf{x}, \dot{\mathbf{x}}_i^* \rangle + \left\langle \mathbf{x}, \int_{a=s_i^*}^s \int_{b=s_i^*}^a \mathbf{x}_{\sigma'_i}^{(2)}(b) db da \right\rangle \\ &\geq \langle \mathbf{x}, \mathbf{x}_i^* \rangle + (s - s_i^*) \langle \mathbf{x}, \dot{\mathbf{x}}_i^* \rangle - \frac{(s - s_i^*)^2}{2} M_2, \end{aligned}$$

with the last line following from Cauchy-Schwarz. In the previous equations, we are of course using the convention that for a real-valued function f and numbers $a < b$, the notation $\int_b^a f(x) dx$ denotes the integral $-\int_a^b f(x) dx$. We are going to use this bound to reprove a classical first-order optimality condition for interval-constrained problems. We split into cases depending on where the point s_i^* lies: if s_i^* is not the right end point $s'_{2,i}$, by taking s approaching s_i^* from above, we would have $\langle \mathbf{x}, \dot{\mathbf{x}}_i^* \rangle \leq 0$. Similarly, if s_i^* is not the left end point $s'_{1,i}$, by taking s approaching s_i^* from below, we would have $\langle \mathbf{x}, \dot{\mathbf{x}}_i^* \rangle \geq 0$. This gives

$$\langle \mathbf{x}, \dot{\mathbf{x}}_i^* \rangle \text{ is } \begin{cases} \leq 0 & s_i^* = s_{2,i} \\ \geq 0 & s_i^* = s_{1,i} \\ = 0 & o.w. \end{cases}$$

which implies

$$(s - s_i^*) \langle \mathbf{x}, \dot{\mathbf{x}}_i^* \rangle \leq 0, \quad \forall s \in I'_i(\mathbf{x}). \quad (\text{E.41})$$

We use again the Taylor expansion at s_i^* and get

$$\begin{aligned} \|\mathbf{x}_{\sigma'_i}(s) - \mathbf{x}_i^* - (s - s_i^*) \dot{\mathbf{x}}_i^*\|_2 &= \left\| \int_{a=s_i^*}^s \int_{b=s_i^*}^a \mathbf{x}_{\sigma'_i}^{(2)}(b) db da \right\|_2 \\ &\leq \frac{(s - s_i^*)^2}{2} M_2 \\ &= \frac{1}{2} (1 + \kappa^2)^{1/2} (s - s_i^*)^2 \end{aligned} \quad (\text{E.42})$$

with an application of (E.27) in the last line. Moreover, we have

$$\begin{aligned} \|\mathbf{x} - \mathbf{x}_i^*\|_2 &= 2 \sin \left(\frac{\angle(\mathbf{x}, \mathbf{x}_i^*)}{2} \right) \\ &\geq \frac{4}{\pi} \sin \left(\frac{\pi}{4} \right) \angle(\mathbf{x}, \mathbf{x}_i^*) \\ &= \frac{2\sqrt{2}}{\pi} \angle(\mathbf{x}, \mathbf{x}_i^*) \\ &\geq \frac{2\sqrt{2}}{\pi} \Delta_\varepsilon, \end{aligned} \quad (\text{E.43})$$

where the first line is a trigonometric identity, the first inequality uses $\angle(\mathbf{x}, \mathbf{x}_i^*) < \pi/2$ together with the fact that sin function is concave from 0 to π and thus $\sin(at) \geq a \sin(t)$ for $a \in [0, 1]$ and $t \in [0, \pi]$ (applied to $a = \angle(\mathbf{x}, \mathbf{x}_i^*)/(\pi/2)$ and $t = \pi/4$), and the last line follows directly from the definition of Δ_ε in (C.8). Making use of the preceding estimates, for any $s \in I'_i(\mathbf{x})$ we can finally calculate

$$\begin{aligned} \|\mathbf{x}_{\sigma'_i}(s) - \mathbf{x}\|_2^2 &= \|\mathbf{x}_i^* - \mathbf{x} + (s - s_i^*) \dot{\mathbf{x}}_i^* + (\mathbf{x}_{\sigma'_i}(s) - \mathbf{x}_i^* - (s - s_i^*) \dot{\mathbf{x}}_i^*)\|_2^2 \\ &\geq \|\mathbf{x}_i^* - \mathbf{x} + (s - s_i^*) \dot{\mathbf{x}}_i^*\|_2^2 - \|\mathbf{x}_{\sigma'_i}(s) - \mathbf{x}_i^* - (s - s_i^*) \dot{\mathbf{x}}_i^*\|_2^2 \end{aligned}$$

$$\begin{aligned}
&\geq \|\mathbf{x}_i^* - \mathbf{x}\|_2^2 + \|(s - s_i^*)\dot{\mathbf{x}}_i^*\|_2^2 - 2\langle \mathbf{x}, (s - s_i^*)\dot{\mathbf{x}}_i^* \rangle \\
&\quad - \left(\frac{1}{2}(1 + \kappa^2)^{1/2}(s - s_i^*)^2 \right)^2 \\
&\geq \left(\frac{2\sqrt{2}}{\pi} \Delta_\varepsilon \right)^2 + (s - s_i^*)^2 - \frac{1}{4}(1 + \kappa^2)(s - s_i^*)^4 \\
&\geq \left(\frac{2\sqrt{2}}{\pi} \Delta_\varepsilon \right)^2 + \frac{3}{4}(s - s_i^*)^2 \\
&\geq \left(\frac{2}{\pi} \Delta_\varepsilon + \frac{\sqrt{3}}{2\sqrt{2}} |s - s_i^*| \right)^2. \tag{E.44}
\end{aligned}$$

Above, the second line uses the triangle inequality, the third line uses the parallelogram identity plus Lemma E.3 (first term) and (E.42) (second term), the fourth line comes from (E.43) and (E.41), and the fifth line comes from our construction that the length of each interval $I'_i(\mathbf{x})$ is no greater than $1/\sqrt{1 + \kappa^2}$ and therefore the same is true of $|s - s_i^*|$. The last line is an application of inequality of arithmetic and geometric means. Additionally, for any \mathbf{x}, \mathbf{x}' of unit norm, one has

$$\begin{aligned}
\angle(\mathbf{x}, \mathbf{x}') &\geq 2 \sin \left(\frac{\angle(\mathbf{x}, \mathbf{x}')}{2} \right) \\
&= \|\mathbf{x} - \mathbf{x}'\|_2.
\end{aligned}$$

Combining this and (E.44), for all $s \in I'_i(\mathbf{x})$ we have

$$\begin{aligned}
\angle(\mathbf{x}_{\sigma'_i}(s), \mathbf{x}) &\geq \|\mathbf{x}_{\sigma'_i}(s) - \mathbf{x}\|_2 \geq \frac{2}{\pi} \Delta_\varepsilon + \frac{\sqrt{3}}{2\sqrt{2}} |s - s_i^*| \\
&\geq \frac{1}{\sqrt{3}} \Delta_\varepsilon + \frac{1}{\sqrt{3}} |s - s_i^*|,
\end{aligned}$$

where the last line just worst-cases constants for simplicity. From Lemma G.5, ψ° is nonnegative and strictly decreasing, so

$$\begin{aligned}
\int_{s \in I'_i(\mathbf{x})} \psi^\circ(\angle(\mathbf{x}, \mathbf{x}_{\sigma'_i}(s))) ds &= \int_{s=s_i^*}^{s_{2,i}^{\prime}(\mathbf{x})} \psi^\circ(\angle(\mathbf{x}, \mathbf{x}_{\sigma'_i}(s))) ds + \int_{s=s_{1,i}^{\prime}(\mathbf{x})}^{s_i^*} \psi^\circ(\angle(\mathbf{x}, \mathbf{x}_{\sigma'_i}(s))) ds \\
&\leq \int_{s=s_i^*}^{s_{2,i}^{\prime}(\mathbf{x})} \psi^\circ \left(\frac{1}{\sqrt{3}} \Delta_\varepsilon + \frac{1}{\sqrt{3}} |s - s_i^*| \right) ds \\
&\quad + \int_{s=s_{1,i}^{\prime}(\mathbf{x})}^{s_i^*} \psi^\circ \left(\frac{1}{\sqrt{3}} \Delta_\varepsilon + \frac{1}{\sqrt{3}} |s - s_i^*| \right) ds \\
&\leq 2 \int_{s=0}^{\frac{1}{\sqrt{1+\kappa^2}}} \psi^\circ \left(\frac{1}{\sqrt{3}} \Delta_\varepsilon + \frac{1}{\sqrt{3}} s \right) ds \\
&= 2\sqrt{3} \int_{t=\frac{1}{\sqrt{3}} \Delta_\varepsilon}^{\frac{1}{\sqrt{3}} \Delta_\varepsilon + \frac{1}{\sqrt{3}\sqrt{1+\kappa^2}}} \psi^\circ(t) dt
\end{aligned}$$

where again, the second to third line comes from the fact that our intervals has length at most $1/\sqrt{1 + \kappa^2}$. From (F.11) in Lemma F.9 and a summation over all $N'(\mathbf{x}) \leq 4\mathfrak{F}_{\varepsilon, \delta}(\mathcal{M})$ segments in the covering, there exists constant C' such that when $L \geq C$,

$$\sum_{i=1}^{N'(\mathbf{x})} \int_{s \in I'_i(\mathbf{x})} \psi^\circ(\angle(\mathbf{x}, \mathbf{x}_{\sigma'_i}(s))) ds \leq \mathfrak{F}_{\varepsilon, \delta}(\mathcal{M}) C' n \log \left(\frac{1 + (L - 3) \left(\frac{1}{\sqrt{3}} \Delta_\varepsilon + \frac{1}{\sqrt{3}\sqrt{1+\kappa^2}} \right) / (3\pi)}{1 + (L - 3) \frac{1}{\sqrt{3}} \Delta_\varepsilon / (3\pi)} \right)$$

$$\leq \mathfrak{F}_{\varepsilon, \delta}(\mathcal{M}) C' n \log \left(1 + \frac{1}{\frac{\Delta_\varepsilon}{\sqrt{1+\kappa^2}}} \right).$$

Recalling our bound (E.40), we can thus take a supremum over $\mathbf{x} \in \mathcal{M}$ and conclude. \blacksquare

Lemma E.10. *Let $\varepsilon \in (0, 1)$, $\delta \in (0, 1 - \varepsilon]$. Let $F_{\varepsilon, \delta}$ as in (E.5). There exist constants C, C' such that when $L \geq C$, we have for any $\mathbf{x} \in \mathcal{M}$,*

$$\int_{\mathbf{x}' \in F_{\varepsilon, \delta}(\mathbf{x})} \psi^\circ(\angle(\mathbf{x}, \mathbf{x}')) ds' \leq C' \text{len}(\mathcal{M}) n \frac{\hat{\kappa}}{\delta \sqrt{\varepsilon}}.$$

Proof. We have the simple bound from Lemma F.8 and decreasingness of ψ° from Lemma G.5, that there exists constant C' , with

$$\begin{aligned} \int_{\mathbf{x}' \in F_{\varepsilon, \delta}(\mathbf{x})} \psi^\circ(\angle(\mathbf{x}, \mathbf{x}')) ds' &\leq \text{len}(\mathcal{M}) \psi^\circ\left(\frac{\delta \sqrt{\varepsilon}}{\hat{\kappa}}\right) \\ &\leq \text{len}(\mathcal{M}) C' n \frac{L-3}{1 + (L-3) \frac{\delta \sqrt{\varepsilon}}{\hat{\kappa}} / (3\pi)} \\ &\leq \text{len}(\mathcal{M}) C' n \frac{\hat{\kappa}}{\delta \sqrt{\varepsilon}}, \end{aligned}$$

as claimed. \blacksquare

E.2 Certificates for the DC-Subtracted Kernel

Proof Sketch and Organization In Appendix E.1, we constructed a certificate for the DC subtracted kernel Θ° over the subspace S_ε . In this section, we show that the certificate $g = g_\varepsilon[\zeta]$ defined in Theorem E.1 can also be viewed as the certificate without subspace constraints, satisfying

$$\Theta^\circ[g_\varepsilon[\zeta]] \approx \zeta.$$

As $\mathbf{P}_{S_\varepsilon} \Theta^\circ[g_\varepsilon[\zeta]] = \zeta$, we only need $\mathbf{P}_{S_\varepsilon^\perp} \Theta^\circ[g_\varepsilon[\zeta]]$ to be small. The subspace S_ε is formed by all Fourier basis with low frequency, and thus contains functions that do not oscillate rapidly, in the sense that for any function h and integer k

$$\|\mathbf{P}_{S_\varepsilon^\perp} h\|_{L^2} \lesssim \frac{\|\frac{d^k}{ds^k} h\|_{L^2}}{\text{dim}(S_\varepsilon)^k}.$$

This argument is made rigorous in Lemma E.23; by choosing $k = 3$ and extracting the dimension of the subspace from (E.12), we obtain the estimate we are looking for. This leaves us to show the derivatives of $\Theta^\circ[g_\varepsilon[\zeta]]$ are small compared to its norm.

The remainder of this subsection is organized as follows. We define a relevant notion of derivatives for the kernel Θ° in Definition E.11. These derivatives can be represented as a function of the higher order derivatives of ψ and that of the angle function (Lemma E.13). We bound the derivatives of the angle by higher order curvatures in Lemmas E.15 to E.17, and borrow results in Lemmas F.10 to F.12 that ψ 's higher order derivatives decrease rapidly since ψ is localized when the network is deep enough. These bounds together allow us to control the L^2 to L^2 operator norm of operators corresponding to the i -th order derivatives of Θ° in Lemmas E.18 to E.20 by geometric parameters of the manifold \mathcal{M} , including higher order regularity constants M_i and the angle injectivity radius Δ_ε . In Lemma E.22, we show that the projection operator $\mathbf{P}_{S_\varepsilon}$ and main invariant operator \widehat{M}_ε commute with differential operators on functions on \mathcal{M} , and thus the ‘‘low oscillation’’ property of the target function ζ can be transferred to the ‘‘low oscillation’’ of $g_\varepsilon[\zeta]$ and further down to that of $\Theta[g_\varepsilon[\zeta]]$. To simplify the language, we introduce Definition E.24 to represent the required regularity property, and prove that $g_\varepsilon[\zeta]$ and $\Theta^\circ[g_\varepsilon[\zeta]]$ satisfy such regularity in Lemmas E.25 and E.27. Finally, we get control of $\mathbf{P}_{S_\varepsilon^\perp} \Theta^\circ[g_\varepsilon[\zeta]]$ in Lemma E.28.

Definition E.11. For any $\mathbf{x}, \mathbf{x}' \in \mathcal{M}$, let $\sigma, \sigma' \in \{\pm 1\}$ denote the class memberships of \mathbf{x} and \mathbf{x}' , let $s, s' \in \mathbb{R}$ be such that $\mathbf{x}_\sigma(s) = \mathbf{x}$, $\mathbf{x}_{\sigma'}(s') = \mathbf{x}'$, and write $\Theta^{(0)}(\mathbf{x}, \mathbf{x}') = \Theta^\circ(\mathbf{x}, \mathbf{x}') = \psi^\circ(\angle(\mathbf{x}, \mathbf{x}'))$. We consider higher order derivatives of the kernel with respect to a “simultaneous advance”. For $i = 1, 2, 3$, define inductively

$$\Theta^{(i)}(\mathbf{x}, \mathbf{x}') = \left[\frac{d}{dt} \Big|_0 \Theta^{(i-1)}(\mathbf{x}_\sigma(s+t), \mathbf{x}_{\sigma'}(s'+t)) \right] \Big|_{\mathbf{x}_\sigma(s)=\mathbf{x}, \mathbf{x}_{\sigma'}(s')=\mathbf{x}'}$$

Let $\Theta^{(i)}$ denote the Fredholm integral operator associated to $\Theta^{(i)}$:

$$\Theta^{(i)}[h](\mathbf{x}) = \int_{\mathbf{x}' \in \mathcal{M}} \Theta^{(i)}(\mathbf{x}, \mathbf{x}') h(\mathbf{x}') d\mathbf{x}'.$$

It is clear that these definitions do not depend on the choice of $s, s' \in \mathbb{R}$ among ‘equivalent’ points (c.f. (C.5) and surrounding discussion).

Remark E.12. For the moment, we have elided the issue that due to differentiability issues with the angle function $(\mathbf{x}, \mathbf{x}') \mapsto \angle(\mathbf{x}, \mathbf{x}')$, the kernels $\Theta^{(i)}$ defined in Definition E.11 may not be well-defined on all of $\mathcal{M} \times \mathcal{M}$. This issue is resolved in Lemma E.13.

Lemma E.13. Let

$$\begin{aligned} \lambda_0(\mathbf{x}, \mathbf{x}') &= \angle(\mathbf{x}, \mathbf{x}') \\ \lambda_{i+1}(\mathbf{x}, \mathbf{x}') &= \left[\frac{d}{dt} \Big|_0 \lambda_i(\mathbf{x}_\sigma(s+t), \mathbf{x}_{\sigma'}(s'+t)) \right] \Big|_{\mathbf{x}_\sigma(s)=\mathbf{x}, \mathbf{x}_{\sigma'}(s')=\mathbf{x}'} \\ &= \left[\left(\frac{\partial}{\partial s} + \frac{\partial}{\partial s'} \right) \lambda_i(\mathbf{x}_\sigma(s), \mathbf{x}_{\sigma'}(s')) \right] \Big|_{\mathbf{x}_\sigma(s)=\mathbf{x}, \mathbf{x}_{\sigma'}(s')=\mathbf{x}'}, \quad i = 0, 1, 2. \end{aligned}$$

denote derivatives of the angle function with respect to a “simultaneous advance”. Then when the parameterizations \mathbf{x}_σ are five times continuously differentiable (as required in Appendix C.1), these functions are well-defined on $\mathcal{M} \times \mathcal{M}$.

In addition, the kernels $\Theta^{(i)}$ defined in Definition E.11 are well-defined on $\mathcal{M} \times \mathcal{M}$ and can be expressed in terms of the derivatives of ψ and the functions λ_i as

$$\begin{aligned} \Theta^{(0)}(\mathbf{x}, \mathbf{x}') &= \psi^\circ(\angle(\mathbf{x}, \mathbf{x}')) \\ \Theta^{(1)}(\mathbf{x}, \mathbf{x}') &= \dot{\psi}(\angle(\mathbf{x}, \mathbf{x}')) \lambda_1(\mathbf{x}, \mathbf{x}') \\ \Theta^{(2)}(\mathbf{x}, \mathbf{x}') &= \ddot{\psi}(\angle(\mathbf{x}, \mathbf{x}')) \lambda_1^2(\mathbf{x}, \mathbf{x}') + \dot{\psi}(\angle(\mathbf{x}, \mathbf{x}')) \lambda_2(\mathbf{x}, \mathbf{x}') \\ \Theta^{(3)}(\mathbf{x}, \mathbf{x}') &= \dddot{\psi}(\angle(\mathbf{x}, \mathbf{x}')) \lambda_1^3(\mathbf{x}, \mathbf{x}') + 3\ddot{\psi}(\angle(\mathbf{x}, \mathbf{x}')) \lambda_2(\mathbf{x}, \mathbf{x}') \lambda_1(\mathbf{x}, \mathbf{x}') \\ &\quad + \dot{\psi}(\angle(\mathbf{x}, \mathbf{x}')) \lambda_3(\mathbf{x}, \mathbf{x}'), \end{aligned}$$

where $\dot{\psi}, \ddot{\psi}, \dddot{\psi}$ denote the first three derivatives of ψ° .

Proof. Because the function $t \mapsto \cos^{-1}(t)$ is infinitely differentiable except at $\{-1, 1\} \subset [-1, +1]$ and ψ is 3 times continuously differentiable on $[0, \pi]$ (Lemma G.5), and given the differentiability assumption on the curves and the fact that (C.1) precludes \mathcal{M} from containing any antipodal points, the claim follows immediately by the chain rule except on the diagonal $\{(\mathbf{x}, \mathbf{x}) \mid \mathbf{x} \in \mathcal{M}\}$. Here, suppose s, s' are such that $\mathbf{x}_\sigma(s) = \mathbf{x}_{\sigma'}(s')$. Then we have $\mathbf{x}_\sigma(s+t) = \mathbf{x}_{\sigma'}(s'+t)$ for every $t \in \mathbb{R}$. In particular, $\angle(\mathbf{x}_\sigma(s+t), \mathbf{x}_{\sigma'}(s'+t)) = 0$ for all $t \in \mathbb{R}$, which implies that $\lambda_i(\mathbf{x}, \mathbf{x}) = 0$ for all i . A similar argument implies well-definedness of $\Theta^{(i)}(\mathbf{x}, \mathbf{x})$ for all i , which establishes the claimed formulas on all of $\mathcal{M} \times \mathcal{M}$. ■

Lemma E.14. For points $\mathbf{x}, \mathbf{x}' \in \mathcal{M}$ and $\varepsilon \in (0, 1)$ we have

$$\sqrt{1 - (\mathbf{x}^* \mathbf{x}')^2} \geq \begin{cases} \frac{d_{\mathcal{M}}(\mathbf{x}, \mathbf{x}')}{3} & d_{\mathcal{M}}(\mathbf{x}, \mathbf{x}') \leq \frac{1}{\hat{\kappa}} \\ \frac{2}{\pi} \Delta_\varepsilon & d_{\mathcal{M}}(\mathbf{x}, \mathbf{x}') \geq \frac{\sqrt{\varepsilon}}{\hat{\kappa}} \end{cases}$$

Proof. When $d_{\mathcal{M}}(\mathbf{x}, \mathbf{x}') \geq \frac{\sqrt{\varepsilon}}{\hat{\kappa}}$, from definition of the angle injectivity radius in (C.8) we have $\angle(\mathbf{x}, \mathbf{x}') \geq \Delta_\varepsilon$. From (C.1) we also have $\angle(\mathbf{x}, \mathbf{x}') \leq \pi/2$, then

$$\begin{aligned} \sqrt{1 - (\mathbf{x}^* \mathbf{x}')^2} &= \sin(\angle(\mathbf{x}, \mathbf{x}')) \\ &\geq \sin(\Delta_\varepsilon) \\ &\geq \frac{2}{\pi} \Delta_\varepsilon, \end{aligned} \tag{E.45}$$

where the first inequality comes from the monotonicity of $\sin(t)$ from 0 to $\pi/2$. The second inequality uses concavity of \sin to get $\sin(t) \geq (2/\pi)t$ for $0 \leq t \leq \pi/2$, and the fact that $\varepsilon < 1$ and hence $\Delta_\varepsilon \leq \pi/2$.

When $d_{\mathcal{M}}(\mathbf{x}, \mathbf{x}') \leq \frac{1}{\hat{\kappa}} \leq \frac{\pi}{2}$, assume \mathbf{x}, \mathbf{x}' are parameterized by $\mathbf{x}_\sigma(s), \mathbf{x}_\sigma(s')$ separately with $|s - s'| = d_{\mathcal{M}}(\mathbf{x}, \mathbf{x}')$, then $|s' - s| \leq \frac{1}{\hat{\kappa}}$. Assuming without loss of generality that $s' \geq s$, using a second-order Taylor expansion and properties from Lemma E.3 gives

$$\begin{aligned} \mathbf{x}_\sigma(s)^* \mathbf{x}_\sigma(s') &= \mathbf{x}_\sigma(s)^* \left(\mathbf{x}_\sigma(s) + (s' - s) \dot{\mathbf{x}}_\sigma(s) + \int_{a=s}^{s'} \int_{b=s}^a \ddot{\mathbf{x}}_\sigma(b) db da \right) \\ &= 1 + \int_{a=s}^{s'} \int_{b=s}^a \langle \mathbf{x}_\sigma(s), \ddot{\mathbf{x}}_\sigma(b) \rangle db da \\ &= 1 + \int_{a=s}^{s'} \int_{b=s}^a \left\langle \mathbf{x}_\sigma(b) + (s - b) \dot{\mathbf{x}}_\sigma(b) + \int_{c=b}^s \int_{d=b}^c \ddot{\mathbf{x}}_\sigma(d) dd dc, \ddot{\mathbf{x}}_\sigma(b) \right\rangle db da \\ &= 1 - \frac{(s' - s)^2}{2} + \int_{a=s}^{s'} \int_{b=s}^a \int_{c=b}^s \int_{d=b}^c \ddot{\mathbf{x}}_\sigma(d)^* \ddot{\mathbf{x}}_\sigma(b) dd dc db da, \end{aligned}$$

with a Taylor expansion at b used in the third line, and using the convention that for a real-valued function f and numbers $a < b$, the notation $\int_b^a f(x) dx$ denotes the integral $-\int_a^b f(x) dx$. As $\hat{\kappa} = \max\{\kappa, \frac{2}{\pi}\}$, we can use the previous expression (with a bound of the integrand in the last line by M_2 , and Lemma E.3 again) to obtain after an integration

$$\begin{aligned} |\mathbf{x}_\sigma(s)^* \mathbf{x}_\sigma(s') - 1 + \frac{1}{2}(s' - s)^2| &\leq \frac{(s' - s)^4}{4!} (1 + \kappa^2) \\ &\leq \frac{(s' - s)^2}{4!} \frac{1 + \kappa^2}{\hat{\kappa}^2} \\ &\leq \frac{(s' - s)^2}{4!} \left(\frac{\pi^2}{4} + 1 \right) \\ &< \frac{(s' - s)^2}{6}, \end{aligned}$$

and thus

$$\begin{aligned} \sqrt{1 - (\mathbf{x}_\sigma(s)^* \mathbf{x}_\sigma(s'))^2} &= \sqrt{1 + \mathbf{x}_\sigma(s)^* \mathbf{x}_\sigma(s')} \sqrt{1 - \mathbf{x}_\sigma(s)^* \mathbf{x}_\sigma(s')} \\ &\geq \sqrt{\left(1 + \left(1 - \frac{1}{2}(s' - s)^2 - \frac{1}{6}(s' - s)^2 \right) \right) \left(\frac{1}{2}(s' - s)^2 - \frac{1}{6}(s' - s)^2 \right)} \\ &= \sqrt{\left(2 - \frac{2}{3}(s' - s)^2 \right) \frac{1}{3}(s' - s)^2} \end{aligned}$$

$$\begin{aligned}
&\geq \sqrt{\left(2 - \frac{2}{3} \left(\frac{\pi}{2}\right)^2\right) \frac{(s' - s)^2}{3}} \\
&> \frac{|s' - s|}{3}.
\end{aligned}$$

■

Lemma E.15. For any $\mathbf{x}, \mathbf{x}' \in \mathcal{M}$, we have

$$|\lambda_1(\mathbf{x}, \mathbf{x}')| \leq \begin{cases} \frac{7d_{\mathcal{M}}(\mathbf{x}, \mathbf{x}')^3}{12} M_4 & d_{\mathcal{M}}(\mathbf{x}, \mathbf{x}') \leq \frac{1}{\tilde{\kappa}} \\ 2 & \forall \mathbf{x}, \mathbf{x}' \in \mathcal{M}. \end{cases}$$

Proof. Let s, s' be such that $\mathbf{x} = \mathbf{x}_\sigma(s)$ and $\mathbf{x}' = \mathbf{x}_{\sigma'}(s')$, with $|s - s'| = d_{\mathcal{M}}(\mathbf{x}, \mathbf{x}')$ when in addition $\sigma = \sigma'$. As $\angle(\mathbf{x}, \mathbf{x}') = \cos^{-1}(\mathbf{x}^* \mathbf{x}')$,

$$\begin{aligned}
\lambda_1(\mathbf{x}, \mathbf{x}') &= \frac{\partial}{\partial s} \angle(\mathbf{x}_\sigma(s), \mathbf{x}_{\sigma'}(s')) + \frac{\partial}{\partial s'} \angle(\mathbf{x}_\sigma(s), \mathbf{x}_{\sigma'}(s')) \\
&= -\frac{\dot{\mathbf{x}}^* \mathbf{x}' + \dot{\mathbf{x}}'^* \mathbf{x}}{\sqrt{1 - (\mathbf{x}^* \mathbf{x}')^2}}.
\end{aligned} \tag{E.46}$$

Notice that $\sqrt{1 - (\mathbf{x}^* \mathbf{x}')^2} = \|(\mathbf{I} - \mathbf{x} \mathbf{x}^*) \mathbf{x}'\|_2$, and therefore by Lemma E.3 and Cauchy-Schwarz

$$\left| \frac{\dot{\mathbf{x}}^* \mathbf{x}'}{\sqrt{1 - (\mathbf{x}^* \mathbf{x}')^2}} \right| = \left| \left\langle \dot{\mathbf{x}}, \frac{(\mathbf{I} - \mathbf{x} \mathbf{x}^*) \mathbf{x}'}{\|(\mathbf{I} - \mathbf{x} \mathbf{x}^*) \mathbf{x}'\|_2} \right\rangle \right| \leq 1,$$

and thus $|\lambda_1(\mathbf{x}, \mathbf{x}')| \leq 2$ by symmetry.

When $d_{\mathcal{M}}(\mathbf{x}, \mathbf{x}') \leq \frac{1}{\tilde{\kappa}}$, we have $\sigma = \sigma'$, (as above) $|s' - s| \leq \frac{1}{\tilde{\kappa}}$. By symmetry, we may assume $s' \geq s$. From Lemma E.3, we have $\dot{\mathbf{x}}^* \mathbf{x} = \dot{\mathbf{x}}^* \ddot{\mathbf{x}} = 0$, $\dot{\mathbf{x}}^* \dot{\mathbf{x}} = 1$, $\ddot{\mathbf{x}}^* \mathbf{x}^{(3)} = -\frac{1}{3} \dot{\mathbf{x}}^* \mathbf{x}^{(4)}$. In the remainder of the proof, with an abuse of notation we will write $\dot{\mathbf{x}} = \dot{\mathbf{x}}_\sigma(s)$, $\dot{\mathbf{x}}' = \dot{\mathbf{x}}_\sigma(s')$, and so on for the higher derivatives to represent the *specific* points of interest concisely. Thus by a fourth-order Taylor expansion (respectively, of $\mathbf{x}' = \mathbf{x}_\sigma(s')$ at s , and of $\mathbf{x} = \mathbf{x}_\sigma(s)$ at s')

$$\begin{aligned}
&|\dot{\mathbf{x}}^* \mathbf{x}' + \dot{\mathbf{x}}'^* \mathbf{x}| \\
&= \left| \dot{\mathbf{x}}^* \left(\mathbf{x} + (s' - s) \dot{\mathbf{x}} + \frac{(s' - s)^2}{2} \ddot{\mathbf{x}} + \frac{(s' - s)^3}{3!} \mathbf{x}^{(3)} + \int_{a=s}^{s'} \int_{b=s}^a \int_{c=s}^b \int_{d=s}^c \mathbf{x}_\sigma^{(4)}(d) dd dc db da \right) \right. \\
&\quad \left. + \dot{\mathbf{x}}'^* \left(\mathbf{x}' - (s' - s) \dot{\mathbf{x}}' + \frac{(s' - s)^2}{2} \ddot{\mathbf{x}}' - \frac{(s' - s)^3}{3!} \mathbf{x}'^{(3)} + \int_{a=s}^{s'} \int_{b=a}^{s'} \int_{c=b}^{s'} \int_{d=c}^{s'} \mathbf{x}_\sigma^{(4)}(d) dd dc db da \right) \right| \\
&= \left| s' - s + \dot{\mathbf{x}}^* \left(\frac{(s' - s)^3}{3!} \mathbf{x}^{(3)} + \int_{a=s}^{s'} \int_{b=s}^a \int_{c=s}^b \int_{d=s}^c \mathbf{x}_\sigma^{(4)}(d) dd dc db da \right) \right. \\
&\quad \left. - (s' - s) + \dot{\mathbf{x}}'^* \left(-\frac{(s' - s)^3}{3!} \mathbf{x}'^{(3)} + \int_{a=s}^{s'} \int_{b=a}^{s'} \int_{c=b}^{s'} \int_{d=c}^{s'} \mathbf{x}_\sigma^{(4)}(d) dd dc db da \right) \right| \\
&\leq \frac{(s' - s)^3}{3!} |\dot{\mathbf{x}}'^* \mathbf{x}'^{(3)} - \dot{\mathbf{x}}^* \mathbf{x}^{(3)}| + \frac{2(s' - s)^4}{4!} M_4 \\
&\leq \frac{(s' - s)^3}{3!} \int_{a=s}^{s'} |\dot{\mathbf{x}}_\sigma(a)^* \mathbf{x}_\sigma^{(4)}(a) + \ddot{\mathbf{x}}_\sigma(a)^* \mathbf{x}_\sigma^{(3)}(a)| da + \frac{2(s' - s)^4}{4!} M_4 \\
&= \frac{(s' - s)^3}{3!} \int_{a=s}^{s'} \left| \frac{2}{3} \dot{\mathbf{x}}_\sigma(a)^* \mathbf{x}_\sigma^{(4)}(a) \right| da + \frac{2(s' - s)^4}{4!} M_4
\end{aligned}$$

$$\leq \frac{7}{36}M_4(s' - s)^4. \quad (\text{E.47})$$

Above, the first inequality uses the triangle inequality and Cauchy-Schwarz; the second inequality Taylor expands the first term in the difference at s (which leads to a cancellation with the second term) and uses the triangle inequality to move the absolute value inside the integral; the following line rewrites using Lemma E.3; and then the final line uses Cauchy-Schwarz, integrates and collects constants. Using Lemma E.14, we obtain that when $d_{\mathcal{M}}(\mathbf{x}, \mathbf{x}') \leq \frac{1}{\tilde{\kappa}}$,

$$|\lambda_1(\mathbf{x}, \mathbf{x}')| \leq \frac{7d_{\mathcal{M}}^3(\mathbf{x}, \mathbf{x}')}{12}M_4. \quad \blacksquare$$

Lemma E.16. *There exists an absolute constant C such that for any $\varepsilon \in (0, 1)$ and $\mathbf{x}, \mathbf{x}' \in \mathcal{M}$ we have*

$$|\lambda_2(\mathbf{x}, \mathbf{x}')| \leq \begin{cases} C(M_4^2 + M_5)d_{\mathcal{M}}(\mathbf{x}, \mathbf{x}')^3, & d_{\mathcal{M}}(\mathbf{x}, \mathbf{x}') \leq \frac{1}{\tilde{\kappa}} \\ \frac{\pi}{4}\Delta_\varepsilon^{-1} + 2M_2, & d_{\mathcal{M}}(\mathbf{x}, \mathbf{x}') > \frac{\sqrt{\varepsilon}}{\tilde{\kappa}} \end{cases}. \quad (\text{E.48})$$

Proof. Let s, s' be such that $\mathbf{x} = \mathbf{x}_\sigma(s)$ and $\mathbf{x}' = \mathbf{x}_{\sigma'}(s')$, with $|s - s'| = d_{\mathcal{M}}(\mathbf{x}, \mathbf{x}')$ when in addition $\sigma = \sigma'$. From (E.46),

$$\begin{aligned} \lambda_2(\mathbf{x}, \mathbf{x}') &= \frac{d}{dt} \Big|_0 \lambda_1(\mathbf{x}_\sigma(s+t), \mathbf{x}_{\sigma'}(s'+t)) \\ &= -\frac{(\dot{\mathbf{x}}^* \mathbf{x}' + \dot{\mathbf{x}}' \mathbf{x}^*)^2 \mathbf{x}^* \mathbf{x}'}{(1 - (\mathbf{x}^* \mathbf{x}')^2)^{3/2}} - \frac{\dot{\mathbf{x}}^* \dot{\mathbf{x}}' + \ddot{\mathbf{x}}^* \mathbf{x}' + \ddot{\mathbf{x}}' \mathbf{x} + \dot{\mathbf{x}}' \dot{\mathbf{x}}}{\sqrt{1 - (\mathbf{x}^* \mathbf{x}')^2}}. \end{aligned} \quad (\text{E.49})$$

First consider the case where $d_{\mathcal{M}}(\mathbf{x}, \mathbf{x}') > \frac{\sqrt{\varepsilon}}{\tilde{\kappa}}$. As $\sqrt{1 - (\mathbf{x}^* \mathbf{x}')^2} = \|(\mathbf{I} - \mathbf{x} \mathbf{x}^*) \mathbf{x}'\|_2$, we can write

$$\begin{aligned} \frac{\ddot{\mathbf{x}}^* \mathbf{x}'}{\sqrt{1 - (\mathbf{x}^* \mathbf{x}')^2}} &= \left\langle \ddot{\mathbf{x}}, \frac{(\mathbf{I} - \mathbf{x} \mathbf{x}^*) \mathbf{x}'}{\|(\mathbf{I} - \mathbf{x} \mathbf{x}^*) \mathbf{x}'\|_2} \right\rangle + \frac{\ddot{\mathbf{x}}^* \mathbf{x} \mathbf{x}^* \mathbf{x}'}{\|(\mathbf{I} - \mathbf{x} \mathbf{x}^*) \mathbf{x}'\|_2} \\ &= \left\langle \ddot{\mathbf{x}}, \frac{(\mathbf{I} - \mathbf{x} \mathbf{x}^*) \mathbf{x}'}{\|(\mathbf{I} - \mathbf{x} \mathbf{x}^*) \mathbf{x}'\|_2} \right\rangle - \frac{\mathbf{x}^* \mathbf{x}'}{\|(\mathbf{I} - \mathbf{x} \mathbf{x}^*) \mathbf{x}'\|_2} \end{aligned}$$

using Lemma E.3. Thus following (E.46) and (E.45) and Lemmas E.3, E.14 and E.15,

$$\begin{aligned} |\lambda_2(\mathbf{x}, \mathbf{x}')| &\leq \left| \lambda_1(\mathbf{x}, \mathbf{x}')^2 \frac{\mathbf{x}^* \mathbf{x}'}{\sqrt{1 - (\mathbf{x}^* \mathbf{x}')^2}} \right| + \left| \frac{2\dot{\mathbf{x}}^* \dot{\mathbf{x}}' - 2\mathbf{x}^* \mathbf{x}'}{\sqrt{1 - (\mathbf{x}^* \mathbf{x}')^2}} \right| \\ &\quad + \left| \left\langle \ddot{\mathbf{x}}, \frac{(\mathbf{I} - \mathbf{x} \mathbf{x}^*) \mathbf{x}'}{\|(\mathbf{I} - \mathbf{x} \mathbf{x}^*) \mathbf{x}'\|_2} \right\rangle \right| + \left| \left\langle \ddot{\mathbf{x}}', \frac{(\mathbf{I} - \mathbf{x}' \mathbf{x}'^*) \mathbf{x}}{\|(\mathbf{I} - \mathbf{x}' \mathbf{x}'^*) \mathbf{x}\|_2} \right\rangle \right| \\ &\leq (4 + 4) \left(\frac{2}{\pi} \Delta_\varepsilon \right)^{-1} + 2M_2 \\ &= \frac{\pi}{4} \Delta_\varepsilon^{-1} + 2M_2. \end{aligned}$$

When $d_{\mathcal{M}}(\mathbf{x}, \mathbf{x}') \leq \frac{1}{\tilde{\kappa}}$, we have $\sigma = \sigma'$ and $|s' - s| \leq \frac{1}{\tilde{\kappa}}$. By symmetry, we may assume $s' \geq s$. Following Lemma E.3, we have $\dot{\mathbf{x}}^* \dot{\mathbf{x}} = 0$, $\mathbf{x}^* \dot{\mathbf{x}} = -1$. In the remainder of the proof, with an abuse of notation we will write $\dot{\mathbf{x}} = \dot{\mathbf{x}}_\sigma(s)$, $\dot{\mathbf{x}}' = \dot{\mathbf{x}}_\sigma(s')$, and so on for the higher derivatives to represent the *specific* points of interest concisely. We can calculate by Taylor expansion and Lemma E.3

$$\ddot{\mathbf{x}}^* \mathbf{x}' = \ddot{\mathbf{x}}^* \left(\mathbf{x} + (s' - s)\dot{\mathbf{x}} + \frac{(s' - s)^2}{2}\ddot{\mathbf{x}} + \frac{(s' - s)^3}{6}\mathbf{x}^{(3)} + \int_{a=s}^{s'} \int_{b=s}^a \int_{c=s}^b \int_{d=s}^c \mathbf{x}_\sigma^{(4)}(d) dd dc db da \right)$$

$$= -1 + \ddot{\mathbf{x}}^* \left(\frac{(s' - s)^2}{2} \ddot{\mathbf{x}} + \frac{(s' - s)^3}{6} \mathbf{x}^{(3)} + \int_{a=s}^{s'} \int_{b=s}^a \int_{c=s}^b \int_{d=s}^c \mathbf{x}_\sigma^{(4)}(d) dd dc db da \right), \quad (\text{E.50})$$

$$\begin{aligned} \ddot{\mathbf{x}}'^* \mathbf{x} &= \ddot{\mathbf{x}}'^* \left(\mathbf{x}' - (s' - s) \dot{\mathbf{x}}' + \frac{(s' - s)^2}{2} \ddot{\mathbf{x}}' - \frac{(s' - s)^3}{6} \mathbf{x}'^{(3)} + \int_{a=s}^{s'} \int_{b=a}^{s'} \int_{c=b}^{s'} \int_{d=c}^{s'} \mathbf{x}_\sigma^{(4)}(d) dd dc db da \right) \\ &= -1 + \ddot{\mathbf{x}}^* \left(\frac{(s' - s)^2}{2} \ddot{\mathbf{x}}' - \frac{(s' - s)^3}{6} \mathbf{x}'^{(3)} + \int_{a=s}^{s'} \int_{b=a}^{s'} \int_{c=b}^{s'} \int_{d=c}^{s'} \mathbf{x}_\sigma^{(4)}(d) dd dc db da \right), \end{aligned} \quad (\text{E.51})$$

$$\begin{aligned} \dot{\mathbf{x}}^* \dot{\mathbf{x}}' &= \dot{\mathbf{x}}^* \left(\dot{\mathbf{x}} + (s' - s) \ddot{\mathbf{x}} + \frac{(s' - s)^2}{2} \mathbf{x}^{(3)} + \frac{(s' - s)^3}{6} \mathbf{x}^{(4)} + \int_{a=s}^{s'} \int_{b=s}^a \int_{c=s}^b \int_{d=s}^c \mathbf{x}_\sigma^{(5)}(d) dd dc db da \right) \\ &= 1 + \dot{\mathbf{x}}^* \left(\frac{(s' - s)^2}{2} \mathbf{x}^{(3)} + \frac{(s' - s)^3}{6} \mathbf{x}^{(4)} + \int_{a=s}^{s'} \int_{b=s}^a \int_{c=s}^b \int_{d=s}^c \mathbf{x}_\sigma^{(5)}(d) dd dc db da \right) \end{aligned} \quad (\text{E.52})$$

$$= 1 + \dot{\mathbf{x}}'^* \left(\frac{(s' - s)^2}{2} \mathbf{x}'^{(3)} - \frac{(s' - s)^3}{6} \mathbf{x}'^{(4)} + \int_{a=s}^{s'} \int_{b=a}^{s'} \int_{c=b}^{s'} \int_{d=c}^{s'} \mathbf{x}_\sigma^{(5)}(d) dd dc db da \right). \quad (\text{E.53})$$

In addition

$$\begin{aligned} |\dot{\mathbf{x}}^* \mathbf{x}^{(4)} - \dot{\mathbf{x}}'^* \mathbf{x}'^{(4)}| &= \left| - \int_{a=s}^{s'} \ddot{\mathbf{x}}(a)^* \mathbf{x}^{(4)}(a) + \dot{\mathbf{x}}(a)^* \mathbf{x}^{(5)}(a) da \right| \\ &\leq |s' - s| (M_2 M_4 + M_5) \end{aligned} \quad (\text{E.54})$$

by Taylor expansion of the first term in the difference on the LHS at s' . From Lemma E.3, $\ddot{\mathbf{x}}^* \mathbf{x}^{(3)} = -\frac{1}{3} \dot{\mathbf{x}}^* \mathbf{x}^{(4)}$, $\ddot{\mathbf{x}}^* \ddot{\mathbf{x}} = -\dot{\mathbf{x}}^* \mathbf{x}^{(3)}$. Whence adding (E.50), (E.51), (E.52), (E.53) and applying (E.54) we get

$$\begin{aligned} |\ddot{\mathbf{x}}^* \mathbf{x}' + \mathbf{x}^* \ddot{\mathbf{x}}' + 2\dot{\mathbf{x}}^* \dot{\mathbf{x}}'| &\leq \left| \frac{(s' - s)^2}{2} (\ddot{\mathbf{x}}^* \ddot{\mathbf{x}} + \dot{\mathbf{x}}^* \mathbf{x}^{(3)}) + \frac{(s' - s)^2}{2} (\ddot{\mathbf{x}}'^* \ddot{\mathbf{x}}' + \dot{\mathbf{x}}'^* \mathbf{x}'^{(3)}) \right| \\ &\quad + \frac{(s' - s)^3}{6} \left(1 - \frac{1}{3} \right) |\dot{\mathbf{x}}^* \mathbf{x}^{(4)} - \dot{\mathbf{x}}'^* \mathbf{x}'^{(4)}| + \frac{2(s' - s)^4}{4!} (M_2 M_4 + M_5) \\ &\leq \frac{(s' - s)^4}{9} (M_2 M_4 + M_5) + \frac{(s' - s)^4}{12} (M_2 M_4 + M_5) \\ &= \frac{7(s' - s)^4}{36} (M_2 M_4 + M_5). \end{aligned} \quad (\text{E.55})$$

From Lemma E.3, $M_2 \leq M_4$. Plugging (E.55) and (E.47) into the bound (E.49) and using Lemma E.14, we obtain that when $d_{\mathcal{M}}(\mathbf{x}, \mathbf{x}') \leq \frac{1}{\kappa} \leq \frac{\pi}{2}$

$$\begin{aligned} |\lambda_2(\mathbf{x}, \mathbf{x}')| &\leq \left(\frac{3}{|s' - s|} \right)^3 \left(\frac{7M_4 |s' - s|^4}{36} \right)^2 + \frac{3}{|s' - s|} \frac{7(M_2 M_4 + M_5)}{36} |s' - s|^4 \\ &= \frac{49}{48} M_4^2 |s' - s|^5 + \frac{7}{12} (M_2 M_4 + M_5) |s' - s|^3 \\ &\leq C (M_4^2 + M_5) d_{\mathcal{M}}^3(\mathbf{x}, \mathbf{x}') \end{aligned}$$

for some absolute constant $C > 0$. ■

Lemma E.17. *There exists an absolute constant $C > 0$ such that for any $\varepsilon \in (0, 1)$ and $\mathbf{x}, \mathbf{x}' \in \mathcal{M}$ we have*

$$|\lambda_3(\mathbf{x}, \mathbf{x}')| \leq \begin{cases} C(M_4^3 + M_4 M_5 + M_3 M_4) d_{\mathcal{M}}(\mathbf{x}, \mathbf{x}')^3, & d_{\mathcal{M}}(\mathbf{x}, \mathbf{x}') \leq \frac{1}{\kappa} \\ \frac{3\pi^2}{4} \Delta_\varepsilon^{-2} + 9\pi M_2 \Delta_\varepsilon^{-1} + 2M_3 + 8, & d_{\mathcal{M}}(\mathbf{x}, \mathbf{x}') > \frac{\sqrt{\varepsilon}}{\kappa} \end{cases}.$$

Proof.

Let s, s' be such that $\mathbf{x} = \mathbf{x}_\sigma(s)$ and $\mathbf{x}' = \mathbf{x}_{\sigma'}(s')$, with $|s - s'| = d_{\mathcal{M}}(\mathbf{x}, \mathbf{x}')$ when in addition $\sigma = \sigma'$. Then from (E.49),

$$\begin{aligned} \lambda_3(\mathbf{x}, \mathbf{x}') &= \frac{d}{dt} \Big|_0 \lambda^2(\mathbf{x}_\sigma(s+t), \mathbf{x}_{\sigma'}(s'+t)) \\ &= -\frac{(\dot{\mathbf{x}}^* \mathbf{x}' + \dot{\mathbf{x}}'^* \mathbf{x})^3}{(1 - (\mathbf{x}^* \mathbf{x}')^2)^{3/2}} - 3 \frac{(\dot{\mathbf{x}}^* \mathbf{x}' + \dot{\mathbf{x}}'^* \mathbf{x})^3 (\mathbf{x}^* \mathbf{x}')^2}{(1 - (\mathbf{x}^* \mathbf{x}')^2)^{5/2}} \\ &\quad - 3 \frac{(\dot{\mathbf{x}}^* \mathbf{x}' + \dot{\mathbf{x}}'^* \mathbf{x}) \mathbf{x}^* \mathbf{x}' (2\dot{\mathbf{x}}^* \dot{\mathbf{x}}' + \ddot{\mathbf{x}}^* \mathbf{x}' + \ddot{\mathbf{x}}'^* \mathbf{x})}{(1 - (\mathbf{x}^* \mathbf{x}')^2)^{3/2}} \\ &\quad - \frac{3\dot{\mathbf{x}}^* \ddot{\mathbf{x}}' + 3\ddot{\mathbf{x}}^* \dot{\mathbf{x}}' + \mathbf{x}^{(3)*} \mathbf{x}' + \mathbf{x}'^{(3)*} \mathbf{x}}{\sqrt{1 - (\mathbf{x}^* \mathbf{x}')^2}}. \end{aligned} \quad (\text{E.56})$$

When $d_{\mathcal{M}}(\mathbf{x}, \mathbf{x}') > \frac{\sqrt{\varepsilon}}{\bar{\kappa}}$, as $\sqrt{1 - (\mathbf{x}^* \mathbf{x}')^2} = \|(\mathbf{I} - \mathbf{x} \mathbf{x}^*) \mathbf{x}'\|_2$ and from Lemma E.3 $\mathbf{x}^{(3)*} \mathbf{x} = 0$,

$$\frac{\mathbf{x}^{(3)*} \mathbf{x}'}{\sqrt{1 - (\mathbf{x}^* \mathbf{x}')^2}} = \left\langle \mathbf{x}^{(3)}, \frac{(\mathbf{I} - \mathbf{x} \mathbf{x}^*) \mathbf{x}'}{\|(\mathbf{I} - \mathbf{x} \mathbf{x}^*) \mathbf{x}'\|_2} \right\rangle.$$

Thus from (E.46), (E.49), (E.45), Lemma E.14, Lemma E.15 and Lemma E.16,

$$\begin{aligned} |\lambda_3(\mathbf{x}, \mathbf{x}')| &\leq |\lambda_1(\mathbf{x}, \mathbf{x}')^3| + \left| 3\lambda_1(\mathbf{x}, \mathbf{x}') \lambda_2(\mathbf{x}, \mathbf{x}') \frac{\mathbf{x}^* \mathbf{x}'}{\sqrt{1 - (\mathbf{x}^* \mathbf{x}')^2}} \right| + \left| \frac{3\dot{\mathbf{x}}^* \ddot{\mathbf{x}}' + 3\ddot{\mathbf{x}}^* \dot{\mathbf{x}}'}{\sqrt{1 - (\mathbf{x}^* \mathbf{x}')^2}} \right| \\ &\quad + \left| \left\langle \mathbf{x}^{(3)}, \frac{(\mathbf{I} - \mathbf{x} \mathbf{x}^*) \mathbf{x}'}{\|(\mathbf{I} - \mathbf{x} \mathbf{x}^*) \mathbf{x}'\|_2} \right\rangle \right| + \left| \left\langle \mathbf{x}'^{(3)}, \frac{(\mathbf{I} - \mathbf{x}' \mathbf{x}'^*) \mathbf{x}'}{\|(\mathbf{I} - \mathbf{x}' \mathbf{x}'^*) \mathbf{x}'\|_2} \right\rangle \right| \\ &\leq 8 + 6 \left(\frac{\pi}{4} \Delta_\varepsilon^{-1} + 2M_2 \right) \left(\frac{2}{\pi} \Delta_\varepsilon \right)^{-1} + 6M_2 \left(\frac{2}{\pi} \Delta_\varepsilon \right)^{-1} + 2M_3 \\ &\leq \frac{3\pi^2}{4} \Delta_\varepsilon^{-2} + 9\pi M_2 \Delta_\varepsilon^{-1} + 2M_3 + 8. \end{aligned} \quad (\text{E.57})$$

When $d_{\mathcal{M}}(\mathbf{x}, \mathbf{x}') \leq \frac{1}{\bar{\kappa}}$, we have $\sigma = \sigma'$ and $|s' - s| \leq \frac{1}{\bar{\kappa}}$. By symmetry, we may assume $s' \geq s$. Following Lemma E.3, $\dot{\mathbf{x}}^* \ddot{\mathbf{x}} = 0$ and $\ddot{\mathbf{x}}^* \ddot{\mathbf{x}} = -\dot{\mathbf{x}}^* \mathbf{x}^{(3)}$. In the remainder of the proof, with an abuse of notation we will write $\dot{\mathbf{x}} = \dot{\mathbf{x}}_\sigma(s)$, $\dot{\mathbf{x}}' = \dot{\mathbf{x}}_\sigma(s')$, and so on for the higher derivatives to represent the *specific* points of interest concisely. Because we can reuse bounds for lower-order λ_i terms to bound the first three terms in (E.56), we will focus on controlling the last term. We can calculate by Taylor expansion

$$\begin{aligned} &3\dot{\mathbf{x}}'^* \ddot{\mathbf{x}} + 3\ddot{\mathbf{x}}'^* \dot{\mathbf{x}} + \mathbf{x}'^{(3)*} \mathbf{x} + \mathbf{x}^{(3)*} \mathbf{x}' \\ &= 3\dot{\mathbf{x}}^* \left(\dot{\mathbf{x}} + (s' - s)\ddot{\mathbf{x}} + \frac{(s' - s)^2}{2} \mathbf{x}^{(3)} + \frac{(s' - s)^3}{6} \mathbf{x}^{(4)} + \int_{a=s}^{s'} \int_{b=s}^a \int_{c=s}^b \int_{d=s}^c \mathbf{x}_\sigma^{(5)}(d) dd dc db da \right) \\ &\quad + 3\ddot{\mathbf{x}}'^* \left(\dot{\mathbf{x}}' - (s' - s)\ddot{\mathbf{x}}' + \frac{(s' - s)^2}{2} \mathbf{x}'^{(3)} - \frac{(s' - s)^3}{6} \mathbf{x}'^{(4)} + \int_{a=s}^{s'} \int_{b=a}^{s'} \int_{c=b}^{s'} \int_{d=c}^{s'} \mathbf{x}_\sigma^{(5)}(d) dd dc db da \right) \\ &\quad + \mathbf{x}^{(3)*} \left(\mathbf{x} + (s' - s)\dot{\mathbf{x}} + \frac{(s' - s)^2}{2} \ddot{\mathbf{x}} + \frac{(s' - s)^3}{6} \mathbf{x}^{(3)} + \int_{a=s}^{s'} \int_{b=s}^a \int_{c=s}^b \int_{d=s}^c \mathbf{x}_\sigma^{(4)}(d) dd dc db da \right) \\ &\quad + \mathbf{x}'^{(3)*} \left(\mathbf{x}' - (s' - s)\dot{\mathbf{x}}' + \frac{(s' - s)^2}{2} \ddot{\mathbf{x}}' - \frac{(s' - s)^3}{6} \mathbf{x}'^{(3)} + \int_{a=s}^{s'} \int_{b=a}^{s'} \int_{c=b}^{s'} \int_{d=c}^{s'} \mathbf{x}_\sigma^{(4)}(d) dd dc db da \right) \\ &= 2(s' - s) (\ddot{\mathbf{x}}^* \ddot{\mathbf{x}} - \ddot{\mathbf{x}}'^* \ddot{\mathbf{x}}') + 2(s' - s)^2 (\ddot{\mathbf{x}}^* \mathbf{x}^{(3)} + \ddot{\mathbf{x}}'^* \mathbf{x}'^{(3)}) \end{aligned}$$

$$\begin{aligned}
& + \frac{(s' - s)^3}{6} \left(3\ddot{\mathbf{x}}^* \mathbf{x}^{(4)} - 3\ddot{\mathbf{x}}'^* \mathbf{x}'^{(4)} + \mathbf{x}^{(3)*} \mathbf{x}^{(3)} - \mathbf{x}'^{(3)*} \mathbf{x}'^{(3)} \right) \\
& + 3\ddot{\mathbf{x}}^* \int_{a=s}^{s'} \int_{b=s}^a \int_{c=s}^b \int_{d=s}^c \mathbf{x}_\sigma^{(5)}(d) dd dc db da + 3\ddot{\mathbf{x}}'^* \int_{a=s}^{s'} \int_{b=a}^{s'} \int_{c=b}^{s'} \int_{d=c}^{s'} \mathbf{x}_\sigma^{(5)}(d) dd dc db da \\
& + \mathbf{x}^{(3)*} \int_{a=s}^{s'} \int_{b=s}^a \int_{c=s}^b \int_{d=s}^c \mathbf{x}_\sigma^{(4)}(d) dd dc db da + \mathbf{x}'^{(3)*} \int_{a=s}^{s'} \int_{b=a}^{s'} \int_{c=b}^{s'} \int_{d=c}^{s'} \mathbf{x}_\sigma^{(4)}(d) dd dc db da.
\end{aligned} \tag{E.58}$$

We expand the first term by successive Taylor expansion

$$\begin{aligned}
& \left| (\ddot{\mathbf{x}}^* \ddot{\mathbf{x}} - \ddot{\mathbf{x}}'^* \ddot{\mathbf{x}}') + (s' - s) \left(\ddot{\mathbf{x}}^* \mathbf{x}^{(3)} + \ddot{\mathbf{x}}'^* \mathbf{x}'^{(3)} \right) \right| \\
& = \left| - \int_{a=s}^{s'} 2\ddot{\mathbf{x}}_\sigma(a)^* \mathbf{x}_\sigma^{(3)}(a) da + (s' - s) \left(\ddot{\mathbf{x}}^* \mathbf{x}^{(3)} + \ddot{\mathbf{x}}'^* \mathbf{x}'^{(3)} \right) \right| \\
& = \left| \int_{a=s}^{s'} \left[\left(\ddot{\mathbf{x}}'^* \mathbf{x}'^{(3)} - \ddot{\mathbf{x}}_\sigma(a)^* \mathbf{x}_\sigma^{(3)}(a) \right) - \left(\ddot{\mathbf{x}}_\sigma(a)^* \mathbf{x}_\sigma^{(3)}(a) - \ddot{\mathbf{x}}^* \mathbf{x}^{(3)} \right) \right] da \right| \\
& = \left| \int_{a=s}^{s'} \int_{b=a}^{s'} \left(\ddot{\mathbf{x}}_\sigma(b)^* \mathbf{x}_\sigma^{(4)}(b) + \mathbf{x}_\sigma^{(3)}(b)^* \mathbf{x}_\sigma^{(3)}(b) \right) db da \right. \\
& \quad \left. - \int_{a=s}^{s'} \int_{b=s}^a \left(\ddot{\mathbf{x}}_\sigma(b)^* \mathbf{x}_\sigma^{(4)}(b) + \mathbf{x}_\sigma^{(3)}(b)^* \mathbf{x}_\sigma^{(3)}(b) \right) db da \right| \\
& = \left| \int_{b=s}^{s'} \int_{a=s}^b \left(\ddot{\mathbf{x}}_\sigma(b)^* \mathbf{x}_\sigma^{(4)}(b) + \mathbf{x}_\sigma^{(3)}(b)^* \mathbf{x}_\sigma^{(3)}(b) \right) da db \right. \\
& \quad \left. - \int_{b=s}^{s'} \int_{a=b}^{s'} \left(\ddot{\mathbf{x}}_\sigma(b)^* \mathbf{x}_\sigma^{(4)}(b) + \mathbf{x}_\sigma^{(3)}(b)^* \mathbf{x}_\sigma^{(3)}(b) \right) da db \right| \\
& = \left| \int_{b=s}^{s'} ((b - s) - (s' - b)) \left(\ddot{\mathbf{x}}_\sigma(b)^* \mathbf{x}_\sigma^{(4)}(b) + \mathbf{x}_\sigma^{(3)}(b)^* \mathbf{x}_\sigma^{(3)}(b) \right) db \right|.
\end{aligned}$$

Above, in the fourth equality we rewrite the preceding integrals by switching the limits of integration; the fifth equality then just integrates over a . As $2b - s - s'$ stays positive when $b > (s + s')/2$ and negative otherwise, we divide the integral into two parts, change variables using $b' = s + s' - b$ and get

$$\begin{aligned}
& \left| (\ddot{\mathbf{x}}^* \ddot{\mathbf{x}} - \ddot{\mathbf{x}}'^* \ddot{\mathbf{x}}') + (s' - s) \left(\ddot{\mathbf{x}}^* \mathbf{x}^{(3)} + \ddot{\mathbf{x}}'^* \mathbf{x}'^{(3)} \right) \right| \\
& = \left| \int_{b=(s+s')/2}^{s'} (2b - s - s') \left(\ddot{\mathbf{x}}_\sigma(b)^* \mathbf{x}_\sigma^{(4)}(b) + \mathbf{x}_\sigma^{(3)}(b)^* \mathbf{x}_\sigma^{(3)}(b) \right) db \right. \\
& \quad \left. - \int_{b=s}^{(s+s')/2} (s + s' - 2b) \left(\ddot{\mathbf{x}}_\sigma(b)^* \mathbf{x}_\sigma^{(4)}(b) + \mathbf{x}_\sigma^{(3)}(b)^* \mathbf{x}_\sigma^{(3)}(b) \right) db \right| \\
& = \left| \int_{b'=s}^{(s+s')/2} (s + s' - 2b') \left(\ddot{\mathbf{x}}_\sigma(s + s' - b')^* \mathbf{x}_\sigma^{(4)}(s + s' - b') \right. \right. \\
& \quad \left. \left. + \mathbf{x}_\sigma^{(3)}(s + s' - b')^* \mathbf{x}_\sigma^{(3)}(s + s' - b') \right) db' \right. \\
& \quad \left. - \int_{b=s}^{(s+s')/2} (s + s' - 2b) \left(\ddot{\mathbf{x}}_\sigma(b)^* \mathbf{x}_\sigma^{(4)}(b) + \mathbf{x}_\sigma^{(3)}(b)^* \mathbf{x}_\sigma^{(3)}(b) \right) db \right|
\end{aligned}$$

$$\begin{aligned}
&= \left| \int_{b=s}^{(s+s')/2} (s+s'-2b) \int_{c=b}^{s+s'-b} \left(\ddot{\mathbf{x}}_{\sigma}(c) * \mathbf{x}_{\sigma}^{(5)}(c) + 3\mathbf{x}_{\sigma}^{(3)}(c) * \mathbf{x}_{\sigma}^{(4)}(c) \right) dc db \right| \\
&\leq \left| \int_{b=s}^{(s+s')/2} (s+s'-2b)^2 (M_2M_5 + 3M_3M_4) db da \right| \\
&= -(M_2M_5 + 3M_3M_4) \frac{(s+s'-2b)^3}{6} \Big|_{b=s}^{(s+s')/2} \\
&= \frac{(s'-s)^3}{6} (M_2M_5 + 3M_3M_4)
\end{aligned} \tag{E.59}$$

We use Taylor expansion again for the second term of (E.58)

$$3\ddot{\mathbf{x}} * \mathbf{x}^{(4)} - 3\ddot{\mathbf{x}}' * \mathbf{x}'^{(4)} + \mathbf{x}^{(3)*} \mathbf{x}^{(3)} - \mathbf{x}'^{(3)*} \mathbf{x}'^{(3)} = - \int_{a=s}^{s'} \left[3\ddot{\mathbf{x}}_{\sigma}(a) * \mathbf{x}_{\sigma}^{(5)}(a) + 5\mathbf{x}_{\sigma}^{(3)}(a) \mathbf{x}_{\sigma}^{(4)}(a) \right] da. \tag{E.60}$$

Plug (E.59) and (E.60) back to (E.58) and we conclude that

$$\begin{aligned}
&|3\ddot{\mathbf{x}}' * \ddot{\mathbf{x}} + 3\ddot{\mathbf{x}}' * \dot{\mathbf{x}} + \mathbf{x}'^{(3)*} \mathbf{x} + \mathbf{x}^{(3)*} \mathbf{x}'| \\
&\leq \frac{(s'-s)^4}{3} (M_2M_5 + 3M_3M_4) + \frac{(s'-s)^4}{6} (3M_2M_5 + 5M_3M_4) \\
&\quad + \frac{(s'-s)^4}{4!} (6M_2M_5 + 2M_3M_4) \\
&= \frac{(s'-s)^4}{12} (13M_2M_5 + 23M_3M_4).
\end{aligned} \tag{E.61}$$

As from Lemma E.3 $M_2 \leq M_4$, when $|s' - s| \leq \frac{1}{\kappa} \leq \frac{\pi}{2}$, plugging (E.47), (E.55), (E.61), and Lemma E.14 into (E.56), we have

$$\begin{aligned}
\lambda_3(\mathbf{x}, \mathbf{x}') &\leq \left(\frac{|s' - s|}{3} \right)^{-3} \left(\frac{7}{36} M_4 |s' - s|^4 \right)^3 + 3 \left(\frac{|s' - s|}{3} \right)^{-5} \left(\frac{7}{36} M_4 |s' - s|^4 \right)^3 \\
&\quad + 3 \left(\frac{|s' - s|}{3} \right)^{-3} \left(\frac{7}{36} M_4 |s' - s|^4 \right) \left(\frac{7|s' - s|^4}{36} (M_2M_4 + M_5) \right) \\
&\quad + \left(\frac{|s' - s|}{3} \right)^{-1} \frac{|s' - s|^4}{12} (13M_2M_5 + 23M_3M_4) \\
&= \left(\frac{343}{1728} |s' - s|^9 + \frac{343}{64} |s' - s|^7 \right) M_4^3 + \frac{49}{16} M_4 (M_2M_4 + M_5) |s' - s|^5 \\
&\quad + \frac{1}{4} |s' - s|^3 (13M_2M_5 + 23M_3M_4) \\
&\lesssim (M_4^3 + M_4M_5 + M_3M_4) d_{\mathcal{M}}^3(\mathbf{x}, \mathbf{x}'),
\end{aligned}$$

where the last line uses the fact that we can adjust constants to keep only the lowest-order term involving the distance, given that the distance is bounded. \blacksquare

Lemma E.18. For $\varepsilon \in (0, \frac{3}{4})$, there exist positive constants C, C_1 such that when $L \geq C$, we have

$$\|\Theta^{(1)}\|_{L^2 \rightarrow L^2} \leq P_1(M_4, \text{len}(\mathcal{M}), \Delta_{\varepsilon}^{-1}) n,$$

where $P_1(M_4, \text{len}(\mathcal{M}), \Delta_{\varepsilon}^{-1}) = C_1 (M_4 + \text{len}(\mathcal{M}) \Delta_{\varepsilon}^{-2})$ is a polynomial in $M_4, \text{len}(\mathcal{M})$ and $\Delta_{\varepsilon}^{-1}$.

Proof. From Lemma E.5 and Lemma E.13 we have

$$\|\Theta^{(1)}\|_{L^2 \rightarrow L^2} \leq \sup_{\mathbf{x} \in \mathcal{M}} \int_{\mathbf{x}' \in \mathcal{M}} |\Theta^{(1)}(\mathbf{x}, \mathbf{x}')| d\mathbf{x}'$$

$$\begin{aligned}
&= \sup_{\mathbf{x} \in \mathcal{M}} \int_{\mathbf{x}' \in \mathcal{M}} |\dot{\psi}(\angle(\mathbf{x}, \mathbf{x}')) \lambda_1(\mathbf{x}, \mathbf{x}')| d\mathbf{x}' \\
&\leq \sup_{\mathbf{x} \in \mathcal{M}} \int_{\mathbf{x}' \in \mathcal{M}} |\dot{\psi}(\angle(\mathbf{x}, \mathbf{x}'))| |\lambda_1(\mathbf{x}, \mathbf{x}')| d\mathbf{x}'
\end{aligned}$$

Lemmas E.15 and F.10 provide us the control for $\dot{\psi}$ and λ_1 . From Lemma F.10, there exist constants C, C_1 , such that when $L > C$, we have

$$\max_{t \geq r} |\dot{\psi}(t)| \leq \frac{C_1 n}{r^2}.$$

From Lemma E.15, we have

$$|\lambda_1(\mathbf{x}, \mathbf{x}')| \leq \begin{cases} \frac{7d_{\mathcal{M}}(\mathbf{x}, \mathbf{x}')^3}{12} M_4 & d_{\mathcal{M}}(\mathbf{x}, \mathbf{x}') \leq \frac{1}{\hat{\kappa}} \\ 2 & \forall \mathbf{x}, \mathbf{x}' \in \mathcal{M}. \end{cases}$$

In order to get a lower bound for the angle $\angle(\mathbf{x}, \mathbf{x}')$, for a fixed point $\mathbf{x} \in \mathcal{M}$, we decompose the integral into nearby piece $\mathcal{N}(\mathbf{x}) = \{\mathbf{x}' \in \mathcal{M} \mid d_{\mathcal{M}}(\mathbf{x}, \mathbf{x}') \leq \frac{\sqrt{\varepsilon}}{\hat{\kappa}}\}$ and faraway piece $\mathcal{F}(\mathbf{x}) = \{\mathbf{x}' \in \mathcal{M} \mid d_{\mathcal{M}}(\mathbf{x}, \mathbf{x}') > \frac{\sqrt{\varepsilon}}{\hat{\kappa}}\}$ and have

$$\|\Theta^{(1)}\|_{L^2 \rightarrow L^2} \leq \sup_{\mathbf{x} \in \mathcal{M}} \left(\int_{\mathbf{x}' \in \mathcal{N}(\mathbf{x})} |\dot{\psi}(\angle(\mathbf{x}, \mathbf{x}'))| |\lambda_1(\mathbf{x}, \mathbf{x}')| d\mathbf{x}' + \int_{\mathbf{x}' \in \mathcal{F}(\mathbf{x})} |\dot{\psi}(\angle(\mathbf{x}, \mathbf{x}'))| |\lambda_1(\mathbf{x}, \mathbf{x}')| d\mathbf{x}' \right). \quad (\text{E.62})$$

Then for any point \mathbf{x}' in faraway piece $\mathcal{F}(\mathbf{x})$, $d_{\mathcal{M}}(\mathbf{x}, \mathbf{x}') > \frac{\sqrt{\varepsilon}}{\hat{\kappa}}$, we have $\angle(\mathbf{x}, \mathbf{x}') \geq \Delta_\varepsilon$ from (C.8) with $\Delta_\varepsilon \leq \frac{\sqrt{\varepsilon}}{\hat{\kappa}} \leq \frac{\pi}{2}$. From Lemmas E.15 and F.10 we get

$$\begin{aligned}
\int_{\mathbf{x}' \in \mathcal{F}(\mathbf{x})} |\dot{\psi}(\angle(\mathbf{x}, \mathbf{x}'))| |\lambda_1(\mathbf{x}, \mathbf{x}')| d\mathbf{x}' &\leq \int_{\mathbf{x}' \in \mathcal{F}(\mathbf{x})} \frac{C_1 n}{\Delta_\varepsilon^2} |\lambda_1(\mathbf{x}, \mathbf{x}')| d\mathbf{x}' \\
&\leq \text{len}(\mathcal{M}) \left(2 \frac{C_1 n}{\Delta_\varepsilon^2} \right) \\
&\leq C' \Delta_\varepsilon^{-2} \text{len}(\mathcal{M}) n
\end{aligned} \quad (\text{E.63})$$

for some constant C' .

For the integral over nearby piece, let s, σ be such that $\mathbf{x} = \mathbf{x}_\sigma(s)$. Follow Lemma E.4 we have $\angle(\mathbf{x}_\sigma(s), \mathbf{x}_\sigma(s')) \geq (1 - \varepsilon)|s - s'|$ when $|s - s'| \leq \frac{\sqrt{\varepsilon}}{\hat{\kappa}}$. As $d(\mathbf{x}, \mathbf{x}_\sigma(s')) \leq |s - s'|$, from Lemmas E.15 and F.10 we get

$$\begin{aligned}
\int_{\mathbf{x}' \in \mathcal{N}(\mathbf{x})} |\dot{\psi}(\angle(\mathbf{x}, \mathbf{x}'))| |\lambda_1(\mathbf{x}, \mathbf{x}')| d\mathbf{x}' &\leq \int_{s' = s - \frac{\sqrt{\varepsilon}}{\hat{\kappa}}}^{s - \frac{\sqrt{\varepsilon}}{\hat{\kappa}}} |\dot{\psi}(\angle(\mathbf{x}, \mathbf{x}_\sigma(s'))) | \lambda_1(\mathbf{x}, \mathbf{x}_\sigma(s')) | ds' \\
&\leq \int_{s' = s - \frac{\sqrt{\varepsilon}}{\hat{\kappa}}}^{s - \frac{\sqrt{\varepsilon}}{\hat{\kappa}}} \frac{C_1 n}{(1 - \varepsilon)^2 |s' - s|^2} |\lambda_1(\mathbf{x}, \mathbf{x}_\sigma(s')) | ds' \\
&\leq \int_{s' = s - \frac{\sqrt{\varepsilon}}{\hat{\kappa}}}^{s - \frac{\sqrt{\varepsilon}}{\hat{\kappa}}} \frac{C_1 n}{(1 - \varepsilon)^2 |s' - s|^2} \left| \frac{7|s' - s|^3}{12} M_4 \right| ds' \\
&\leq C'' M_4 n \int_{s' = s - \frac{\sqrt{\varepsilon}}{\hat{\kappa}}}^{s - \frac{\sqrt{\varepsilon}}{\hat{\kappa}}} |s' - s| ds' \\
&\leq C''' M_4 n \left(\frac{\sqrt{\varepsilon}}{\hat{\kappa}} \right)^2 \\
&\leq C'' M_4 n
\end{aligned} \quad (\text{E.64})$$

for some constant C'' , where the fourth line comes from $\varepsilon < \frac{3}{4}$ and the last line comes from $\hat{\kappa} \geq \frac{2}{\pi}$ from definition. Plugging (E.63) and (E.64) back in (E.62) proves the claim. \blacksquare

Lemma E.19. For $\varepsilon \in (0, \frac{3}{4})$, there exist positive constants C, C_2 such that when $L \geq C$, we have

$$\|\Theta^{(2)}\|_{L^2 \rightarrow L^2} \leq P_2(M_2, M_4, M_5, \text{len}(\mathcal{M}), \Delta_\varepsilon^{-1})n$$

where

$$P_2(M_2, M_4, M_5, \text{len}(\mathcal{M}), \Delta_\varepsilon^{-1}) = C_2 (M_4^2 + M_5 + \text{len}(\mathcal{M}) (\Delta_\varepsilon^{-3} + M_2 \Delta_\varepsilon^{-2}))$$

is a polynomial in $M_2, M_4, M_5, \text{len}(\mathcal{M})$ and Δ_ε^{-1} .

Proof. From Lemma E.5 we have

$$\|\Theta^{(2)}\|_{L^2 \rightarrow L^2} = \sup_{\mathbf{x} \in \mathcal{M}} \int_{\mathbf{x}' \in \mathcal{M}} |\Theta^{(2)}(\mathbf{x}, \mathbf{x}')| d\mathbf{x}'.$$

From Lemma E.13, we know

$$\begin{aligned} |\Theta^{(2)}(\mathbf{x}, \mathbf{x}')| &= |\ddot{\psi}(\angle(\mathbf{x}, \mathbf{x}')) \lambda_1^2(\mathbf{x}, \mathbf{x}') + \dot{\psi}(\angle(\mathbf{x}, \mathbf{x}')) \lambda_2(\mathbf{x}, \mathbf{x}')| \\ &\leq |\ddot{\psi}(\angle(\mathbf{x}, \mathbf{x}'))| |\lambda_1^2(\mathbf{x}, \mathbf{x}')| + |\dot{\psi}(\angle(\mathbf{x}, \mathbf{x}'))| |\lambda_2(\mathbf{x}, \mathbf{x}')|. \end{aligned}$$

Lemmas F.10 and F.11 provide bounds for derivatives of $\psi(t)$: there exist constants C, C_1, C_2 , such that when $L > C$, we have

$$\max_{t \geq r} |\dot{\psi}(t)| \leq \frac{C_1 n}{r^2}$$

and

$$\max_{t \geq r} |\ddot{\psi}(t)| \leq \frac{C_2 n}{r^3}.$$

To utilize the bound above, we need to get a lower bound for the angle $\angle(\mathbf{x}, \mathbf{x}')$. For a fixed point $\mathbf{x} \in \mathcal{M}$, we decompose the integral into nearby piece $\mathcal{N}(\mathbf{x}) = \{\mathbf{x}' \in \mathcal{M} \mid d_{\mathcal{M}}(\mathbf{x}, \mathbf{x}') \leq \frac{\sqrt{\varepsilon}}{\hat{\kappa}}\}$ and faraway piece $\mathcal{F}(\mathbf{x}) = \{\mathbf{x}' \in \mathcal{M} \mid d_{\mathcal{M}}(\mathbf{x}, \mathbf{x}') > \frac{\sqrt{\varepsilon}}{\hat{\kappa}}\}$. Then for $\mathbf{x}' \in \mathcal{F}(\mathbf{x})$, $d_{\mathcal{M}}(\mathbf{x}, \mathbf{x}') > \frac{\sqrt{\varepsilon}}{\hat{\kappa}}$, and we have $\angle(\mathbf{x}, \mathbf{x}') \geq \Delta_\varepsilon$ with $\Delta_\varepsilon \leq \frac{\sqrt{\varepsilon}}{\hat{\kappa}} \leq \frac{\pi}{2}$. From Lemmas E.15 and E.16 we get

$$\begin{aligned} \int_{\mathbf{x}' \in \mathcal{F}(\mathbf{x})} |\Theta^{(2)}(\mathbf{x}, \mathbf{x}')| d\mathbf{x}' &\leq \int_{\mathbf{x}' \in \mathcal{F}(\mathbf{x})} \frac{C_2 n}{\Delta_\varepsilon^3} |\lambda_1^2(\mathbf{x}, \mathbf{x}')| + \frac{C_1 n}{\Delta_\varepsilon^2} |\lambda_2(\mathbf{x}, \mathbf{x}')| d\mathbf{x}' \\ &\leq \text{len}(\mathcal{M}) \left(4 \frac{C_2 n}{\Delta_\varepsilon^3} + \frac{C_1 n}{\Delta_\varepsilon^2} \left(\frac{\pi}{4} \Delta_\varepsilon^{-1} + 2M_2 \right) \right) \\ &\leq C' (\Delta_\varepsilon^{-3} + M_2 \Delta_\varepsilon^{-2}) \text{len}(\mathcal{M}) n \end{aligned} \tag{E.65}$$

for some constant C' .

For nearby piece, let σ, s be such that $\mathbf{x} = \mathbf{x}_\sigma(s)$. Follow Lemma E.4 we have $\angle(\mathbf{x}, \mathbf{x}_\sigma(s')) \geq (1 - \varepsilon)|s - s'|$ when $|s - s'| \leq \frac{\sqrt{\varepsilon}}{\hat{\kappa}}$. From Lemmas E.15, E.16, F.10 and F.11 there exists constant c, C'' such that

$$\begin{aligned} &\int_{\mathbf{x}' \in \mathcal{N}(\mathbf{x})} |\Theta^{(2)}(\mathbf{x}, \mathbf{x}')| d\mathbf{x}' \\ &\leq \int_{s' = s - \frac{\sqrt{\varepsilon}}{\hat{\kappa}}}^{s - \frac{\sqrt{\varepsilon}}{\hat{\kappa}}} |\Theta^{(2)}(\mathbf{x}, \mathbf{x}_\sigma(s'))| ds' \end{aligned}$$

$$\begin{aligned}
&\leq \int_{s'=s-\frac{\sqrt{\varepsilon}}{\hat{\kappa}}}^{s-\frac{\sqrt{\varepsilon}}{\hat{\kappa}}} \frac{C_2 n}{(1-\varepsilon)^3 |s'-s|^3} |\lambda_1^2(\mathbf{x}, \mathbf{x}_\sigma(s'))| + \frac{C_1 n}{(1-\varepsilon)^2 |s'-s|^2} |\lambda_2(\mathbf{x}, \mathbf{x}_\sigma(s'))| ds' \\
&\leq \int_{s'=s-\frac{\sqrt{\varepsilon}}{\hat{\kappa}}}^{s-\frac{\sqrt{\varepsilon}}{\hat{\kappa}}} \frac{C_2 n}{(1-\varepsilon)^3 |s'-s|^3} \left| \frac{7|s'-s|^3}{12} M_4 \right|^2 + \frac{C_1 n}{(1-\varepsilon)^2 |s'-s|^2} |c(M_4^2 + M_5)| s'-s|^3| ds' \\
&\leq C'' \left(1 + \left(\frac{\sqrt{\varepsilon}}{\hat{\kappa}} \right)^4 \right) (M_4^2 + M_5) n \\
&\leq C'' (M_4^2 + M_5) n.
\end{aligned} \tag{E.66}$$

combining (E.65) and (E.66) directly proves the claim. \blacksquare

Lemma E.20. For $\varepsilon \in (0, \frac{3}{4})$, there exist positive constants C, C_3 such that when $L \geq C$, we have

$$\|\Theta^{(3)}\|_{L^2 \rightarrow L^2} \leq P_3(M_2, M_3, M_4, M_5, \text{len}(\mathcal{M}), \Delta_\varepsilon^{-1}) n$$

where

$$P_3(M_2, M_3, M_4, M_5, \text{len}(\mathcal{M}), \Delta_\varepsilon^{-1}) = C_3 (M_4^3 + M_3 M_4 + M_4 M_5 + \text{len}(\mathcal{M}) (\Delta_\varepsilon^{-4} + M_2 \Delta_\varepsilon^{-3} + M_3 \Delta_\varepsilon^{-2}))$$

is a polynomial in $M_2, M_3, M_4, M_5, \text{len}(\mathcal{M})$ and Δ_ε^{-1} .

Proof. From Lemma E.5 we have

$$\|\Theta^{(3)}\|_{L^2 \rightarrow L^2} = \sup_{\mathbf{x} \in \mathcal{M}} \int_{\mathbf{x}' \in \mathcal{M}} |\Theta^{(3)}(\mathbf{x}, \mathbf{x}')| d\mathbf{x}'.$$

From Lemma E.13, we know

$$\begin{aligned}
&|\Theta^{(3)}(\mathbf{x}, \mathbf{x}')| \\
&= |\ddot{\psi}(\angle(\mathbf{x}, \mathbf{x}')) \lambda_1^3(\mathbf{x}, \mathbf{x}') + 3\ddot{\psi}(\angle(\mathbf{x}, \mathbf{x}')) \lambda_2(\mathbf{x}, \mathbf{x}') \lambda_1(\mathbf{x}, \mathbf{x}') + \dot{\psi}(\angle(\mathbf{x}, \mathbf{x}')) \lambda_3(\mathbf{x}, \mathbf{x}')| \\
&\leq |\ddot{\psi}(\angle(\mathbf{x}, \mathbf{x}'))| |\lambda_1^3(\mathbf{x}, \mathbf{x}')| + |3\ddot{\psi}(\angle(\mathbf{x}, \mathbf{x}'))| |\lambda_2(\mathbf{x}, \mathbf{x}')| |\lambda_1(\mathbf{x}, \mathbf{x}')| \\
&\quad + |\dot{\psi}(\angle(\mathbf{x}, \mathbf{x}'))| |\lambda_3(\mathbf{x}, \mathbf{x}')|
\end{aligned}$$

From Lemmas F.10 to F.12, there exist constants C, C_1, C_2, C_3 , such that when $L > C$, we have

$$\begin{aligned}
\max_{t \geq r} |\dot{\psi}(t)| &\leq \frac{C_1 n}{r^2} \\
\max_{t \geq r} |\ddot{\psi}(t)| &\leq \frac{C_2 n}{r^3} \\
\max_{t \geq r} |\ddot{\psi}(t)| &\leq \frac{C_3 n}{r^4}.
\end{aligned}$$

To get lower bound for the angle $\angle(\mathbf{x}, \mathbf{x}')$, for a fixed point $\mathbf{x} \in \mathcal{M}$, we decompose the integral into a nearby piece $\mathcal{N}(\mathbf{x}) = \{\mathbf{x}' \in \mathcal{M} \mid d_{\mathcal{M}}(\mathbf{x}, \mathbf{x}') \leq \frac{\sqrt{\varepsilon}}{\hat{\kappa}}\}$ and a faraway piece $\mathcal{F}(\mathbf{x}) = \{\mathbf{x}' \in \mathcal{M} \mid d_{\mathcal{M}}(\mathbf{x}, \mathbf{x}') > \frac{\sqrt{\varepsilon}}{\hat{\kappa}}\}$. When $d_{\mathcal{M}}(\mathbf{x}, \mathbf{x}') > \frac{\sqrt{\varepsilon}}{\hat{\kappa}}$, we have $\angle(\mathbf{x}, \mathbf{x}') \geq \Delta_\varepsilon$ with $\Delta_\varepsilon \leq \frac{\sqrt{\varepsilon}}{\hat{\kappa}} \leq \frac{\pi}{2}$. From Lemmas E.15 to E.17, there exist constants c, C' such that

$$\begin{aligned}
&\int_{\mathbf{x}' \in \mathcal{F}(\mathbf{x})} |\Theta^{(3)}(\mathbf{x}, \mathbf{x}')| d\mathbf{x}' \\
&\leq \int_{\mathbf{x}' \in \mathcal{F}(\mathbf{x})} \frac{C_3 n}{\Delta_\varepsilon^4} |\lambda_1^3(\mathbf{x}, \mathbf{x}')| + \frac{C_2 n}{\Delta_\varepsilon^3} |\lambda_2(\mathbf{x}, \mathbf{x}')| |\lambda_1(\mathbf{x}, \mathbf{x}')| + \frac{C_1 n}{\Delta_\varepsilon^2} |\lambda_3(\mathbf{x}, \mathbf{x}')| d\mathbf{x}'
\end{aligned}$$

$$\begin{aligned}
&\leq \text{len}(\mathcal{M}) \left(8 \frac{C_3 n}{\Delta_\varepsilon^4} + \frac{2C_2 n}{\Delta_\varepsilon^3} \left(\frac{\pi}{4} \Delta_\varepsilon^{-1} + 2M_2 \right) \right. \\
&\quad \left. + \frac{C_1 n}{\Delta_\varepsilon^2} \left(\frac{3\pi^2}{4} \Delta_\varepsilon^{-2} + 9\pi M_2 \Delta_\varepsilon^{-1} + 2M_3 + 8 \right) \right) \\
&\leq C' (\Delta_\varepsilon^{-4} + M_2 \Delta_\varepsilon^{-3} + M_3 \Delta_\varepsilon^{-2}) \text{len}(\mathcal{M}) n
\end{aligned} \tag{E.67}$$

for some constant C' .

For the nearby piece, let σ, s be such that $\mathbf{x} = \mathbf{x}_\sigma(s)$. From Lemma E.4, when $|s - s'| \leq \frac{\sqrt{\varepsilon}}{\hat{\kappa}}$ we have $\angle(\mathbf{x}, \mathbf{x}_\sigma(s')) \geq (1 - \varepsilon)|s - s'|$. From Lemmas E.15 to E.17 there exists constant c', c'', c''' such that

$$\begin{aligned}
\int_{\mathbf{x}' \in \mathcal{N}(\mathbf{x})} |\Theta^{(3)}(\mathbf{x}, \mathbf{x}')| d\mathbf{x}' &\leq \int_{s'=s-\frac{\sqrt{\varepsilon}}{\hat{\kappa}}}^{s-\frac{\sqrt{\varepsilon}}{\hat{\kappa}}} |\Theta^{(3)}(\mathbf{x}, \mathbf{x}_\sigma(s'))| ds' \\
&\leq \int_{s'=s-\frac{\sqrt{\varepsilon}}{\hat{\kappa}}}^{s-\frac{\sqrt{\varepsilon}}{\hat{\kappa}}} \frac{C_3 n}{(1-\varepsilon)^4 |s' - s|^4} |\lambda_1^3(\mathbf{x}, \mathbf{x}_\sigma(s'))| \\
&\quad + \frac{C_2 n}{(1-\varepsilon)^3 |s' - s|^3} |\lambda_2(\mathbf{x}, \mathbf{x}_\sigma(s'))| |\lambda_1(\mathbf{x}, \mathbf{x}_\sigma(s'))| \\
&\quad + \frac{C_1 n}{(1-\varepsilon)^2 |s' - s|^2} |\lambda_3(\mathbf{x}, \mathbf{x}_\sigma(s'))| ds' \\
&\leq \int_{s'=s-\frac{\sqrt{\varepsilon}}{\hat{\kappa}}}^{s-\frac{\sqrt{\varepsilon}}{\hat{\kappa}}} \frac{C_2 n}{(1-\varepsilon)^4 |s' - s|^4} \left| \frac{7|s' - s|^3}{12} M_4 \right|^3 \\
&\quad + \frac{C_2 n}{(1-\varepsilon)^3 |s' - s|^3} |c'(M_4^2 + M_5)| |s' - s|^3 \left| \frac{7|s' - s|^3}{12} M_4 \right| \\
&\quad + \frac{C_1 n}{(1-\varepsilon)^2 |s' - s|^2} c''(M_4^3 + M_4 M_5 + M_3 M_4) |s' - s|^3 ds' \\
&\leq C''' (M_4^3 + M_3 M_4 + M_4 M_5) n.
\end{aligned} \tag{E.68}$$

where the last line comes from the fact that $\int_{s'=s-\frac{\sqrt{\varepsilon}}{\hat{\kappa}}}^{s-\frac{\sqrt{\varepsilon}}{\hat{\kappa}}} |s - s'|^i ds' < 2\hat{\kappa}^{-i-1} \leq 2(2/\pi)^{-i-1}$. Combining (E.67) and (E.68) directly proves the claim. \blacksquare

Lemma E.21. For $i = 0, 1, 2$ and any differentiable $h : \mathcal{M} \rightarrow \mathbb{C}$, we have

$$\frac{d}{ds} \Theta^{(i)}[h](\mathbf{x}) = \Theta^{(i)} \left[\frac{d}{ds} h \right](\mathbf{x}) + \Theta^{(i+1)}[h](\mathbf{x}),$$

where we recall the notation defined in (C.5).

Proof. Let s be such that $\mathbf{x}_\sigma(s) = \mathbf{x}$. We have

$$\begin{aligned}
\frac{d}{ds} \Theta^{(i)}[h](\mathbf{x}_\sigma(s)) &= \frac{\partial}{\partial t} \Big|_{t=0} \int_{\mathbf{x}' \in \mathcal{M}} \Theta^{(i)}(\mathbf{x}_\sigma(s+t), \mathbf{x}') h(\mathbf{x}') d\mathbf{x}' \\
&= \frac{\partial}{\partial t} \Big|_{t=0} \sum_{\sigma'} \int_{s'} \Theta^{(i)}(\mathbf{x}_\sigma(s+t), \mathbf{x}_{\sigma'}(s')) h(\mathbf{x}_{\sigma'}(s')) ds' \\
&= \sum_{\sigma'} \lim_{t \rightarrow 0} \frac{1}{t} \left[\int_{s'} \Theta^{(i)}(\mathbf{x}_\sigma(s+t), \mathbf{x}_{\sigma'}(s')) h(\mathbf{x}_{\sigma'}(s')) ds' \right. \\
&\quad \left. - \int_{s'} \Theta^{(i)}(\mathbf{x}_\sigma(s), \mathbf{x}_{\sigma'}(s')) h(\mathbf{x}_{\sigma'}(s')) ds' \right]
\end{aligned}$$

$$\begin{aligned}
&= \sum_{\sigma'} \lim_{t \rightarrow 0} \frac{1}{t} \left[\int_{s'} \Theta^{(i)}(\mathbf{x}_\sigma(s+t), \mathbf{x}_{\sigma'}(s'+t)) h(\mathbf{x}_{\sigma'}(s'+t)) ds' \right. \\
&\quad \left. - \int_{s'} \Theta^{(i)}(\mathbf{x}_\sigma(s), \mathbf{x}_{\sigma'}(s')) h(\mathbf{x}_{\sigma'}(s')) ds' \right] \\
&= \sum_{\sigma'} \lim_{t \rightarrow 0} \frac{1}{t} \left[\int_{s'} \Theta^{(i)}(\mathbf{x}_\sigma(s+t), \mathbf{x}_{\sigma'}(s'+t)) h(\mathbf{x}_{\sigma'}(s'+t)) ds' \right. \\
&\quad - \int_{s'} \Theta^{(i)}(\mathbf{x}_\sigma(s), \mathbf{x}_{\sigma'}(s')) h(\mathbf{x}_{\sigma'}(s'+t)) ds' \\
&\quad + \int_{s'} \Theta^{(i)}(\mathbf{x}_\sigma(s), \mathbf{x}_{\sigma'}(s')) h(\mathbf{x}_{\sigma'}(s'+t)) ds' \\
&\quad \left. - \int_{s'} \Theta^{(i)}(\mathbf{x}_\sigma(s), \mathbf{x}_{\sigma'}(s')) h(\mathbf{x}_{\sigma'}(s')) ds' \right] \\
&= \sum_{\sigma'} \lim_{t \rightarrow 0} \frac{1}{t} \left[\int_{s'} \left[\Theta^{(i)}(\mathbf{x}_\sigma(s+t), \mathbf{x}_{\sigma'}(s'+t)) - \Theta^{(i)}(\mathbf{x}_\sigma(s), \mathbf{x}_{\sigma'}(s')) \right] h(\mathbf{x}_{\sigma'}(s'+t)) ds' \right. \\
&\quad \left. + \int_{s'} \Theta^{(i)}(\mathbf{x}_\sigma(s), \mathbf{x}_{\sigma'}(s')) [h(\mathbf{x}_{\sigma'}(s'+t)) - h(\mathbf{x}_{\sigma'}(s'))] ds' \right].
\end{aligned}$$

Above, the domain of each of the s' integrals is a fundamental domain for the circles $\mathbb{R}/(\text{len}(\mathcal{M}_\sigma) \cdot \mathbb{Z})$ (by periodicity of the parameterizations, the specific fundamental domain is irrelevant). For $i = 0, 1, 2$ we have by the mean value theorem

$$\begin{aligned}
&\left| \frac{\Theta^{(i)}(\mathbf{x}_\sigma(s+t), \mathbf{x}_{\sigma'}(s'+t)) - \Theta^{(i)}(\mathbf{x}_\sigma(s), \mathbf{x}_{\sigma'}(s'))}{t} h(\mathbf{x}_{\sigma'}(s'+t)) \right| \\
&= \left| \Theta^{(i+1)}(\mathbf{x}_\sigma(s+t_0), \mathbf{x}_{\sigma'}(s'+t_0)) h(\mathbf{x}_{\sigma'}(s'+t)) \right| \\
&\leq \sup_{\substack{\mathbf{x}_1, \mathbf{x}_2 \in \mathcal{M} \\ d_{\mathcal{M}}(\mathbf{x}_1, \mathbf{x}_2) = d_{\mathcal{M}}(\mathbf{x}, \mathbf{x}')}} \left| \Theta^{(i+1)}(\mathbf{x}_1, \mathbf{x}_2) \right| \sup_{\mathbf{x}_3 \in \mathcal{M}} |h(\mathbf{x}_3)|
\end{aligned}$$

for some $|t_0| \leq |t|$. As \mathcal{M} is closed with bounded length and h is differentiable, $\sup_{\mathbf{x}_3 \in \mathcal{M}} |h(\mathbf{x}_3)|$ is bounded. By the formulas in Lemma E.13, the fact that ψ is C^3 by Lemma G.5, and Lemmas E.15 to E.17, it follows that the former supremum is finite as well. From the dominated convergence theorem, we then have

$$\begin{aligned}
&\sum_{\sigma'} \lim_{t \rightarrow 0} \frac{1}{t} \int_{s'} \left[\Theta^{(i)}(\mathbf{x}_\sigma(s+t), \mathbf{x}_{\sigma'}(s'+t)) - \Theta^{(i)}(\mathbf{x}_\sigma(s), \mathbf{x}_{\sigma'}(s')) \right] h(\mathbf{x}_{\sigma'}(s'+t)) ds' \\
&= \sum_{\sigma'} \int_{s'} \lim_{t \rightarrow 0} \frac{1}{t} \left[\Theta^{(i)}(\mathbf{x}_\sigma(s+t), \mathbf{x}_{\sigma'}(s'+t)) - \Theta^{(i)}(\mathbf{x}_\sigma(s), \mathbf{x}_{\sigma'}(s')) \right] h(\mathbf{x}_{\sigma'}(s'+t)) ds' \\
&= \sum_{\sigma'} \int_{s'} \Theta^{(i+1)}(\mathbf{x}_\sigma(s), \mathbf{x}_{\sigma'}(s')) h(\mathbf{x}_{\sigma'}(s')) ds' \tag{E.69}
\end{aligned}$$

Similarly, as $\text{ess sup}_{\mathbf{x} \in \mathcal{M}} \left| \frac{d}{ds} h(\mathbf{x}) \right|$ is finite and \mathcal{M} is compact, from the dominated convergence theorem we also have

$$\begin{aligned}
&\sum_{\sigma'} \lim_{t \rightarrow 0} \frac{1}{t} \int_{s'} \Theta^{(i)}(\mathbf{x}_\sigma(s), \mathbf{x}_{\sigma'}(s')) [h(\mathbf{x}_{\sigma'}(s'+t)) - h(\mathbf{x}_{\sigma'}(s'))] ds' \\
&= \sum_{\sigma'} \int_{s'} \lim_{t \rightarrow 0} \frac{1}{t} \Theta^{(i)}(\mathbf{x}_\sigma(s), \mathbf{x}_{\sigma'}(s')) [h(\mathbf{x}_{\sigma'}(s'+t)) - h(\mathbf{x}_{\sigma'}(s'))] ds'
\end{aligned}$$

$$= \sum_{\sigma'} \int_{s'} \Theta^{(i)}(\mathbf{x}_\sigma(s), \mathbf{x}_\sigma(s')) \frac{d}{ds} h(\mathbf{x}_{\sigma'}(s')) ds' \quad (\text{E.70})$$

Summing (E.69) and (E.70) shows the claim. \blacksquare

Lemma E.22. *There is an absolute constant $C > 0$ such that for all $L \geq C$, any differentiable $h : \mathcal{M} \rightarrow \mathbb{C}$ and any $\varepsilon \in (0, \frac{3}{4})$, if the operator $\widehat{\mathbf{M}}_\varepsilon$ and the subspace S_ε are as defined in (E.11) and (E.12), then we have*

$$\begin{aligned} \frac{d}{ds} \mathbf{P}_{S_\varepsilon}[h] &= \mathbf{P}_{S_\varepsilon} \left[\frac{d}{ds} h \right], \\ \frac{d}{ds} \widehat{\mathbf{M}}_\varepsilon \mathbf{P}_{S_\varepsilon}[h] &= \widehat{\mathbf{M}}_\varepsilon \mathbf{P}_{S_\varepsilon} \left[\frac{d}{ds} h \right]. \end{aligned}$$

Also, suppose the hypotheses of Lemma E.6 are satisfied, so that $\mathbf{P}_{S_\varepsilon} \widehat{\mathbf{M}}_\varepsilon \mathbf{P}_{S_\varepsilon}$ is invertible over S_ε . Then one has in particular

$$\frac{d}{ds} \left(\mathbf{P}_{S_\varepsilon} \widehat{\mathbf{M}}_\varepsilon \mathbf{P}_{S_\varepsilon} \right)^{-1} [h] = \left(\mathbf{P}_{S_\varepsilon} \widehat{\mathbf{M}}_\varepsilon \mathbf{P}_{S_\varepsilon} \right)^{-1} \left[\frac{d}{ds} h \right].$$

Proof. The condition on L implies that $\widehat{\mathbf{M}}_\varepsilon$ is well-defined. For any operator \mathbf{T} that diagonalizes in the Fourier basis for S_ε , i.e. for any $h \in L^2(\mathcal{M})$, \mathbf{T} satisfies

$$\mathbf{T}[h] = \sum_{\sigma \in \{\pm\}} \sum_{k=-K_{\varepsilon,\sigma}}^{K_{\varepsilon,\sigma}} m_{\sigma,k} \phi_{\sigma,k} \phi_{\sigma,k}^* h \quad (\text{E.71})$$

for some coefficients $m_{\sigma,k} \in \mathbb{C}$ independent of h ,¹⁰ we have

$$\begin{aligned} \frac{d}{ds} \mathbf{T}[h] &= \sum_{\sigma \in \{\pm\}} \sum_{k=-K_{\varepsilon,\sigma}}^{K_{\varepsilon,\sigma}} m_{\sigma,k} \left[\frac{d}{ds} \phi_{\sigma,k} \right] \phi_{\sigma,k}^* h \\ &= \sum_{\sigma \in \{\pm\}} \sum_{k=-K_{\varepsilon,\sigma}}^{K_{\varepsilon,\sigma}} m_{\sigma,k} \frac{i2\pi k}{\text{len}(\mathcal{M}_\sigma)} \phi_{\sigma,k} \phi_{\sigma,k}^* h, \end{aligned}$$

where we recall the definition of the Fourier basis functions from (C.11) for the second equality. Now fix h differentiable as in the statement of the lemma. On the other hand, since $\phi_{\sigma,k}^* h$ is simply some complex number, which does not depend on s , we have

$$\left(\frac{d}{ds} \phi_{\sigma,k} \right)^* h + \phi_{\sigma,k}^* \frac{d}{ds} h = 0,$$

and so

$$\begin{aligned} \mathbf{T} \left[\frac{d}{ds} h \right] &= \sum_{\sigma \in \{\pm\}} \sum_{k=-K_{\varepsilon,\sigma}}^{K_{\varepsilon,\sigma}} m_{\sigma,k} \phi_{\sigma,k} \phi_{\sigma,k}^* \frac{d}{ds} h \\ &= - \sum_{\sigma \in \{\pm\}} \sum_{k=-K_{\varepsilon,\sigma}}^{K_{\varepsilon,\sigma}} m_{\sigma,k} \phi_{\sigma,k} \left(\frac{d}{ds} \phi_{\sigma,k} \right)^* h \\ &= - \sum_{\sigma \in \{\pm\}} \sum_{k=-K_{\varepsilon,\sigma}}^{K_{\varepsilon,\sigma}} m_{\sigma,k} \phi_{\sigma,k} \left(\frac{i2\pi k}{\text{len}(\mathcal{M}_\sigma)} \phi_{\sigma,k} \right)^* h \end{aligned}$$

¹⁰Here and in the sequel, we recall that we are using the notation $\phi_{\sigma,k}^* h = \langle \phi_{\sigma,k}^*, h \rangle = \int_{\mathcal{M}} \bar{\phi}_{\sigma,k}(\mathbf{x}) h(\mathbf{x}) d\mathbf{x}$ for the standard inner product on complex-valued functions on \mathcal{M} .

$$= \frac{d}{ds} \mathbf{T}[h].$$

The operators \widehat{M}_ε and P_{S_ε} both diagonalize in the Fourier basis for S_ε , following the arguments in the proof of Lemma E.6. By the same token, $(P_{S_\varepsilon} \widehat{M}_\varepsilon P_{S_\varepsilon})^{-1}$ also diagonalizes in the Fourier basis for S_ε when it is well defined (recall (E.37)), which concludes the proof. \blacksquare

Lemma E.23. *There is an absolute constant $C > 0$ such that if $L \geq C$, and for any $\varepsilon \in (0, \frac{3}{4})$ if $a_\varepsilon, r_\varepsilon, S_\varepsilon$ defined as in (E.7), (E.8), and (E.12), respectively, then when in addition*

$$L \geq \left(\varepsilon^{1/2} \min\{\text{len}(\mathcal{M}_+), \text{len}(\mathcal{M}_-)\} / (12\pi^2) \right)^{-\frac{a_\varepsilon+1}{a_\varepsilon}},$$

we have for any differentiable function $f : \mathcal{M} \rightarrow \mathbb{C}$

$$\begin{aligned} \left\| \frac{d}{ds} P_{S_\varepsilon} f \right\|_{L^2} &\leq \frac{\sqrt{\varepsilon}}{r_\varepsilon} \|P_{S_\varepsilon} f\|_{L^2}, \\ \|P_{S_\varepsilon^\perp} f\|_{L^2} &\leq \frac{2r_\varepsilon}{\sqrt{\varepsilon}} \left\| \frac{d}{ds} P_{S_\varepsilon^\perp} f \right\|_{L^2}. \end{aligned}$$

Proof. The condition on L guarantees that \widehat{M}_ε is well-defined. From (E.12), $S_\varepsilon = S_{K_{\varepsilon,+}, K_{\varepsilon,-}}$ with $K_{\varepsilon,\sigma} = \left\lfloor \frac{\varepsilon^{1/2} \text{len}(\mathcal{M}_\sigma)}{2\pi r_\varepsilon} \right\rfloor$ for $\sigma \in \{+, -\}$, then by orthonormality of the Fourier basis functions (C.11), we have

$$\begin{aligned} \left\| \frac{d}{ds} P_{S_\varepsilon} f \right\|_{L^2} &= \left\| \frac{d}{ds} \sum_{\sigma=\pm} \sum_{k=-K_{\varepsilon,\sigma}}^{K_{\varepsilon,\sigma}} \phi_{\sigma,k} \phi_{\sigma,k}^* f \right\|_{L^2} \\ &= \left\| \sum_{\sigma=\pm} \sum_{k=-K_{\varepsilon,\sigma}}^{K_{\varepsilon,\sigma}} \frac{i2\pi k}{\text{len}(\mathcal{M}_\sigma)} \phi_{\sigma,k} \phi_{\sigma,k}^* f \right\|_{L^2} \\ &\leq \frac{\sqrt{\varepsilon}}{r_\varepsilon} \left(\sum_{\sigma=\pm} \sum_{k=-K_{\varepsilon,\sigma}}^{K_{\varepsilon,\sigma}} \|\phi_{\sigma,k} \phi_{\sigma,k}^* f\|_{L^2}^2 \right)^{1/2} \\ &= \frac{\sqrt{\varepsilon}}{r_\varepsilon} \|P_{S_\varepsilon} f\|_{L^2}. \end{aligned}$$

Above, the inequality follows because $|k| \leq K_{\varepsilon,\sigma}$ implies $2\pi|k|/\text{len}(\mathcal{M}_\sigma) \leq \sqrt{\varepsilon}/r_\varepsilon$, and because the Fourier basis functions are mutually orthogonal (and $\|f\|_{L^2}^2 = \langle f, f \rangle$). This establishes the first claim.

For the second claim, we have

$$P_{S_\varepsilon^\perp} f = \sum_{\sigma=\pm} \sum_{|k| > K_{\varepsilon,\sigma}} \phi_{\sigma,k} \phi_{\sigma,k}^* f.$$

When $L \geq \left(\varepsilon^{1/2} \min\{\text{len}(\mathcal{M}_+), \text{len}(\mathcal{M}_-)\} / (12\pi^2) \right)^{-\frac{a_\varepsilon+1}{a_\varepsilon}}$, we have $K_{\varepsilon,\pm} = \left\lfloor \frac{\varepsilon^{1/2} \text{len}(\mathcal{M}_\pm)}{12\pi^2} L^{\frac{a_\varepsilon}{a_\varepsilon+1}} \right\rfloor \geq 1$ and thus

$K_{\varepsilon,\pm} = \left\lfloor \frac{\varepsilon^{1/2} \text{len}(\mathcal{M}_\pm)}{2\pi r_\varepsilon} \right\rfloor \geq \frac{\varepsilon^{1/2} \text{len}(\mathcal{M}_\pm)}{4\pi r_\varepsilon}$, whence

$$\begin{aligned} \left\| \frac{d}{ds} P_{S_\varepsilon^\perp} f \right\|_{L^2} &= \left\| \sum_{\sigma=\pm} \sum_{|k| > K_{\varepsilon,\sigma}} \left(\frac{d}{ds} \phi_{\sigma,k} \right) \phi_{\sigma,k}^* f \right\|_{L^2} \\ &= \left\| \sum_{\sigma=\pm} \sum_{|k| > K_{\varepsilon,\sigma}} \frac{i2\pi k}{\text{len}(\mathcal{M}_\sigma)} \phi_{\sigma,k} \phi_{\sigma,k}^* f \right\|_{L^2} \end{aligned}$$

$$\begin{aligned}
&= \left(\sum_{\sigma=\pm} \sum_{|k|>K_{\varepsilon,\sigma}} \left| \frac{i2\pi k}{\text{len}(\mathcal{M}_\sigma)} \right|^2 (\phi_{\sigma,k}^* f)^2 \right)^{1/2} \\
&\geq \frac{\sqrt{\varepsilon}}{2r_\varepsilon} \left(\sum_{\sigma=\pm} \sum_{|k|>K_{\varepsilon,\sigma}} (\phi_{\sigma,k}^* f)^2 \right)^{1/2} \\
&= \frac{\sqrt{\varepsilon}}{2r_\varepsilon} \|P_{S_\varepsilon^\pm} f\|_{L^2},
\end{aligned}$$

as claimed. Above, the first equality entails an interchange of limit processes—a formal justification for the validity of this interchange follows from the assumed differentiability of f (which implies that its coefficients $\phi_{\sigma,k}^* f$ have a faster rate of decay $o(|k|^{-3/2})$) and a dominated convergence argument, where the difference quotient involving $\phi_{\sigma,k}$ is bounded by $O(|k|)$, which together with the extra smoothness of f leads to an integrable upper bound. \blacksquare

Definition E.24. For any $\varepsilon \in (0, \frac{3}{4})$, let $P_1 = P_1(M_4, \text{len}(\mathcal{M}), \Delta_\varepsilon^{-1})$, $P_2 = P_2(M_4, M_5, \text{len}(\mathcal{M}), \Delta_\varepsilon^{-1})$, $P_3 = P_3(M_3, M_4, M_5, \text{len}(\mathcal{M}), \Delta_\varepsilon^{-1})$ as defined in Lemmas E.18 to E.20. We let $\Phi(C_\zeta, \varepsilon)$ for some constant $C_\zeta \geq 0$ denote the set of all functions $\zeta \in C^3(\mathcal{M})$ which satisfy

$$\begin{aligned}
\|\zeta\|_{L^2} &\leq C_\zeta \\
\|\zeta^{(1)}\|_{L^2} &\leq C_\zeta \frac{P_1}{\log L} \\
\|\zeta^{(2)}\|_{L^2} &\leq C_\zeta \left(\frac{P_2}{\log L} + \frac{P_1^2}{\log^2 L} \right) \\
\|\zeta^{(3)}\|_{L^2} &\leq C_\zeta \left(\frac{P_3}{\log L} + \frac{P_2 P_1}{\log^2 L} + \frac{P_1^3}{\log^3 L} \right).
\end{aligned}$$

Furthermore, for $\varepsilon \geq \varepsilon' > 0$, one has $\Delta_\varepsilon^{-1} \leq \Delta_{\varepsilon'}^{-1}$. As P_1, P_2, P_3 have positive coefficients, $\zeta \in \Phi(C_\zeta, \varepsilon)$ implies $\zeta \in \Phi(C_\zeta, \varepsilon')$, i.e., $\Phi(C_\zeta, \varepsilon') \subseteq \Phi(C_\zeta, \varepsilon)$.

Lemma E.25. For any $\varepsilon \in (0, \frac{3}{4})$, there exist numbers $C_\varepsilon, C'_\varepsilon > 0$ such that when the conditions of Theorem E.1 are in force, for any $\zeta \in S_\varepsilon \cap \Phi(C_\zeta, \varepsilon)$, the certificate $g_\varepsilon[\zeta]$ defined in Theorem E.1 satisfies

$$g_\varepsilon[\zeta] \in \Phi\left(\frac{C'_\varepsilon C_\zeta}{n \log L}, \varepsilon\right). \quad (\text{E.72})$$

Proof. Following Lemma E.22 and Lemma E.21, we have that

$$\begin{aligned}
&g_\varepsilon^{(1)}[\zeta] \\
&= \sum_{\ell=1}^{\infty} (-1)^\ell \sum_{a=0}^{\ell-1} \left(\left(P_{S_\varepsilon} \widehat{M}_\varepsilon P_{S_\varepsilon} \right)^{-1} P_{S_\varepsilon} (\Theta^\circ - \widehat{M}_\varepsilon) P_{S_\varepsilon} \right)^a \left(P_{S_\varepsilon} \widehat{M}_\varepsilon P_{S_\varepsilon} \right)^{-1} P_{S_\varepsilon} \Theta^{(1)} P_{S_\varepsilon} \\
&\quad \times \left(\left(P_{S_\varepsilon} \widehat{M}_\varepsilon P_{S_\varepsilon} \right)^{-1} P_{S_\varepsilon} (\Theta^\circ - \widehat{M}_\varepsilon) P_{S_\varepsilon} \right)^{\ell-a-1} \left(P_{S_\varepsilon} \widehat{M}_\varepsilon P_{S_\varepsilon} \right)^{-1} \zeta \\
&\quad + g_\varepsilon[\zeta^{(1)}].
\end{aligned}$$

As $\zeta \in S_\varepsilon$, we have $\zeta^{(1)} = \frac{d}{ds} \zeta = \frac{d}{ds} P_{S_\varepsilon} \zeta = P_{S_\varepsilon} \frac{d}{ds} \zeta \in S_\varepsilon$, and thus following Theorem E.1, there exists constant c such that

$$\|g_\varepsilon[\zeta^{(1)}]\|_{L^2} \leq \frac{\|\zeta^{(1)}\|_{L^2}}{\varepsilon c n \log L}.$$

From Lemma E.6, there exists $C, c' > 0$ such that when $L \geq C$,

$$\lambda_{\min}(\mathbf{P}_S \widehat{\mathbf{M}}_\varepsilon \mathbf{P}_{S_\varepsilon}) \geq cn \log L.$$

Under the conditions of Theorem E.1, we have

$$\left\| \left(\mathbf{P}_{S_\varepsilon} \widehat{\mathbf{M}}_\varepsilon \mathbf{P}_{S_\varepsilon} \right)^{-1} \mathbf{P}_{S_\varepsilon} (\boldsymbol{\Theta}^\circ - \widehat{\mathbf{M}}_\varepsilon) \mathbf{P}_{S_\varepsilon} \right\|_{L^2 \rightarrow L^2} \leq 1 - \varepsilon.$$

Let $P_1 = P_1(M_4, \text{len}(\mathcal{M}), \Delta_\varepsilon^{-1})$, $P_2 = P_2(M_4, M_5, \text{len}(\mathcal{M}), \Delta_\varepsilon^{-1})$, $P_3 = P_3(M_3, M_4, M_5, \text{len}(\mathcal{M}), \Delta_\varepsilon^{-1})$ be the polynomials in Lemmas E.18 to E.20. From Lemma E.18, we have

$$\begin{aligned} \|g_\varepsilon^{(1)}[\zeta]\|_{L^2} &\leq \sum_{\ell=1}^{\infty} \sum_{a=0}^{\ell-1} (1-\varepsilon)^{\ell-1} \|\Theta^{(1)}\|_{L^2 \rightarrow L^2} \frac{\|\zeta\|_{L^2}}{(cn \log L)^2} \\ &\quad + \frac{\|\zeta^{(1)}\|_{L^2}}{\varepsilon cn \log L} \\ &= \frac{\|\Theta^{(1)}\|_{L^2 \rightarrow L^2} \|\zeta\|_{L^2}}{(cn \log L)^2} \sum_{\ell=0}^{\infty} \ell (1-\varepsilon)^{\ell-1} + \frac{\|\zeta^{(1)}\|_{L^2}}{\varepsilon cn \log L} \\ &= \frac{\|\Theta^{(1)}\|_{L^2 \rightarrow L^2} \|\zeta\|_{L^2}}{\varepsilon^2 (cn \log L)^2} + \frac{\|\zeta^{(1)}\|_{L^2}}{\varepsilon cn \log L} \\ &\leq \frac{P_1 \|\zeta\|_{L^2}}{\varepsilon^2 c^2 n \log^2 L} + \frac{\|\zeta^{(1)}\|_{L^2}}{\varepsilon cn \log L}. \end{aligned} \tag{E.73}$$

From the fact that $\zeta \in \Phi(C_\zeta, \varepsilon)$, we further obtain

$$\begin{aligned} \|g_\varepsilon^{(1)}[\zeta]\|_{L^2} &\leq \frac{P_1 C_\zeta}{\varepsilon^2 c^2 n \log^2 L} + \frac{C_\zeta}{\varepsilon cn \log L} \frac{P_1}{\log L} \\ &\leq C_\varepsilon \frac{P_1 C_\zeta}{n \log^2 L}. \end{aligned}$$

For the second derivative, we have

$$\begin{aligned} g_\varepsilon^{(2)}[\zeta] &= \sum_{\ell=1}^{\infty} (-1)^\ell \sum_{a=0}^{\ell-1} \left(\left(\mathbf{P}_S \widehat{\mathbf{M}}_\varepsilon \mathbf{P}_{S_\varepsilon} \right)^{-1} \mathbf{P}_{S_\varepsilon} (\boldsymbol{\Theta}^\circ - \widehat{\mathbf{M}}) \mathbf{P}_{S_\varepsilon} \right)^a \\ &\quad \times \left(\mathbf{P}_S \widehat{\mathbf{M}}_\varepsilon \mathbf{P}_{S_\varepsilon} \right)^{-1} \mathbf{P}_{S_\varepsilon} \boldsymbol{\Theta}^{(2)} \mathbf{P}_{S_\varepsilon} \\ &\quad \times \left(\left(\mathbf{P}_S \widehat{\mathbf{M}}_\varepsilon \mathbf{P}_{S_\varepsilon} \right)^{-1} \mathbf{P}_{S_\varepsilon} (\boldsymbol{\Theta}^\circ - \widehat{\mathbf{M}}) \mathbf{P}_{S_\varepsilon} \right)^{\ell-a-1} \left(\mathbf{P}_{S_\varepsilon} \widehat{\mathbf{M}}_\varepsilon \mathbf{P}_{S_\varepsilon} \right)^{-1} \zeta \\ &+ 2 \sum_{\ell=1}^{\infty} (-1)^\ell \sum_{a=0}^{\ell-2} \sum_{a'=a}^{\ell-2} \left(\left(\mathbf{P}_S \widehat{\mathbf{M}}_\varepsilon \mathbf{P}_{S_\varepsilon} \right)^{-1} \mathbf{P}_{S_\varepsilon} (\boldsymbol{\Theta}^\circ - \widehat{\mathbf{M}}) \mathbf{P}_{S_\varepsilon} \right)^a \\ &\quad \times \left(\mathbf{P}_S \widehat{\mathbf{M}}_\varepsilon \mathbf{P}_{S_\varepsilon} \right)^{-1} \mathbf{P}_{S_\varepsilon} \boldsymbol{\Theta}^{(1)} \mathbf{P}_{S_\varepsilon} \\ &\quad \times \left(\left(\mathbf{P}_S \widehat{\mathbf{M}}_\varepsilon \mathbf{P}_{S_\varepsilon} \right)^{-1} \mathbf{P}_{S_\varepsilon} (\boldsymbol{\Theta}^\circ - \widehat{\mathbf{M}}) \mathbf{P}_{S_\varepsilon} \right)^{a'-a} \\ &\quad \times \left(\mathbf{P}_S \widehat{\mathbf{M}}_\varepsilon \mathbf{P}_{S_\varepsilon} \right)^{-1} \mathbf{P}_{S_\varepsilon} \boldsymbol{\Theta}^{(1)} \mathbf{P}_{S_\varepsilon} \\ &\quad \times \left(\left(\mathbf{P}_S \widehat{\mathbf{M}}_\varepsilon \mathbf{P}_{S_\varepsilon} \right)^{-1} \mathbf{P}_{S_\varepsilon} (\boldsymbol{\Theta}^\circ - \widehat{\mathbf{M}}) \mathbf{P}_{S_\varepsilon} \right)^{\ell-a'-2} \left(\mathbf{P}_{S_\varepsilon} \widehat{\mathbf{M}}_\varepsilon \mathbf{P}_{S_\varepsilon} \right)^{-1} \zeta \end{aligned}$$

$$+ 2g_\varepsilon^{(1)}[\zeta^{(1)}] - g_\varepsilon[\zeta^{(2)}].$$

From (E.73), as $\zeta^{(1)}, \zeta^{(2)} \in S_\varepsilon$ we have

$$\begin{aligned} \|g_\varepsilon^{(1)}[\zeta^{(1)}]\|_{L^2} &\leq \frac{P_1\|\zeta^{(1)}\|_{L^2}}{\varepsilon^2 c^2 n \log^2 L} + \frac{\|\zeta^{(2)}\|_{L^2}}{\varepsilon c n \log L}, \\ \|g_\varepsilon[\zeta^{(2)}]\|_{L^2} &\leq \frac{\|\zeta^{(2)}\|_{L^2 \rightarrow L^2}}{\varepsilon c n \log L}. \end{aligned}$$

which leads to

$$\begin{aligned} \|g_\varepsilon^{(2)}[\zeta]\|_{L^2} &\leq \frac{\|\Theta^{(2)}\|_{L^2 \rightarrow L^2} \|\zeta\|_{L^2}}{\varepsilon^2 (c n \log L)^2} + \sum_{\ell=1}^{\infty} \ell(\ell-1)(1-\varepsilon)^{\ell-2} \frac{\|\Theta^{(1)}\|_{L^2 \rightarrow L^2}^2 \|\zeta\|_{L^2}}{(c n \log L)^3} \\ &\quad + 2\|g_\varepsilon^{(1)}[\zeta^{(1)}]\|_{L^2} + \|g_\varepsilon[\zeta^{(2)}]\|_{L^2} \\ &\leq \frac{\|\Theta^{(2)}\|_{L^2 \rightarrow L^2} \|\zeta\|_{L^2}}{\varepsilon^2 (c n \log L)^2} + \frac{2\|\Theta^{(1)}\|_{L^2 \rightarrow L^2}^2 \|\zeta\|_{L^2}}{\varepsilon^3 (c n \log L)^3} \\ &\quad + 2\left(\frac{P_1\|\zeta^{(1)}\|_{L^2}}{\varepsilon^2 c^2 n \log^2 L} + \frac{\|\zeta^{(2)}\|_{L^2}}{\varepsilon c n \log L}\right) + \frac{\|\zeta^{(2)}\|_{L^2}}{\varepsilon c n \log L} \\ &\leq \frac{P_2\|\zeta\|_{L^2}}{\varepsilon^2 c^2 n \log^2 L} + \frac{2P_1^2\|\zeta\|_{L^2}}{\varepsilon^3 c^3 n \log^3 L} + \frac{2P_1\|\zeta^{(1)}\|_{L^2}}{\varepsilon^2 c^2 n \log^2 L} + \frac{3\|\zeta^{(2)}\|_{L^2}}{\varepsilon c n \log L}. \end{aligned} \tag{E.74}$$

Again as $\zeta \in \Phi(C_\zeta, \varepsilon)$ we have

$$\begin{aligned} \|g_\varepsilon^{(2)}[\zeta]\|_{L^2} &\leq \frac{P_2 C_\zeta}{\varepsilon^2 c^2 n \log^2 L} + \frac{2P_1^2 C_\zeta}{\varepsilon^3 c^3 n \log^3 L} \\ &\quad + \frac{2P_1 C_\zeta}{\varepsilon^2 c^2 n \log^2 L} \frac{P_1}{\log L} + \frac{C_\zeta}{\varepsilon c n \log L} \left(\frac{P_2}{\log L} + \frac{P_1^2}{\log^2 L} \right) \\ &\leq C_\varepsilon C_\zeta \left(\frac{P_1^2}{n \log^3 L} + \frac{P_2}{n \log^2 L} \right). \end{aligned}$$

For third derivative, we have

$$\begin{aligned} g_\varepsilon^{(3)}[\zeta] &= \sum_{\ell=1}^{\infty} (-1)^\ell \sum_{a=0}^{\ell-1} \left(\left(P_S \widehat{M}_\varepsilon P_{S_\varepsilon} \right)^{-1} P_{S_\varepsilon} (\Theta^\circ - \widehat{M}) P_{S_\varepsilon} \right)^a \\ &\quad \times \left(P_S \widehat{M}_\varepsilon P_{S_\varepsilon} \right)^{-1} P_{S_\varepsilon} \Theta^{(3)} P_{S_\varepsilon} \\ &\quad \times \left(\left(P_S \widehat{M}_\varepsilon P_{S_\varepsilon} \right)^{-1} P_{S_\varepsilon} (\Theta^\circ - \widehat{M}) P_{S_\varepsilon} \right)^{\ell-a-1} \left(P_{S_\varepsilon} \widehat{M}_\varepsilon P_{S_\varepsilon} \right)^{-1} \zeta \\ &+ 3 \sum_{\ell=1}^{\infty} (-1)^\ell \sum_{a=0}^{\ell-2} \sum_{a'=a}^{\ell-2} \left(\left(P_S \widehat{M}_\varepsilon P_{S_\varepsilon} \right)^{-1} P_{S_\varepsilon} (\Theta^\circ - \widehat{M}) P_{S_\varepsilon} \right)^a \\ &\quad \times \left(P_S \widehat{M}_\varepsilon P_{S_\varepsilon} \right)^{-1} P_{S_\varepsilon} \Theta^{(2)} P_{S_\varepsilon} \\ &\quad \times \left(\left(P_S \widehat{M}_\varepsilon P_{S_\varepsilon} \right)^{-1} P_{S_\varepsilon} (\Theta^\circ - \widehat{M}) P_{S_\varepsilon} \right)^{a'-a} \\ &\quad \times \left(P_S \widehat{M}_\varepsilon P_{S_\varepsilon} \right)^{-1} P_{S_\varepsilon} \Theta^{(1)} P_{S_\varepsilon} \\ &\quad \times \left(\left(P_S \widehat{M}_\varepsilon P_{S_\varepsilon} \right)^{-1} P_{S_\varepsilon} (\Theta^\circ - \widehat{M}) P_{S_\varepsilon} \right)^{\ell-a'-2} \left(P_{S_\varepsilon} \widehat{M}_\varepsilon P_{S_\varepsilon} \right)^{-1} \zeta \end{aligned}$$

$$\begin{aligned}
& + 3 \sum_{\ell=1}^{\infty} (-1)^\ell \sum_{a=0}^{\ell-2} \sum_{a'=a}^{\ell-2} \left(\left(P_S \widehat{M}_\varepsilon P_{S_\varepsilon} \right)^{-1} P_{S_\varepsilon} (\Theta^\circ - \widehat{M}) P_{S_\varepsilon} \right)^a \\
& \quad \times \left(P_S \widehat{M}_\varepsilon P_{S_\varepsilon} \right)^{-1} P_{S_\varepsilon} \Theta^{(1)} P_{S_\varepsilon} \\
& \quad \times \left(\left(P_S \widehat{M}_\varepsilon P_{S_\varepsilon} \right)^{-1} P_{S_\varepsilon} (\Theta^\circ - \widehat{M}) P_{S_\varepsilon} \right)^{a'-a} \\
& \quad \times \left(P_S \widehat{M}_\varepsilon P_{S_\varepsilon} \right)^{-1} P_{S_\varepsilon} \Theta^{(2)} P_{S_\varepsilon} \\
& \quad \times \left(\left(P_S \widehat{M}_\varepsilon P_{S_\varepsilon} \right)^{-1} P_{S_\varepsilon} (\Theta^\circ - \widehat{M}) P_{S_\varepsilon} \right)^{\ell-a'-2} \left(P_{S_\varepsilon} \widehat{M}_\varepsilon P_{S_\varepsilon} \right)^{-1} \zeta \\
& + 6 \sum_{\ell=1}^{\infty} (-1)^\ell \sum_{a=0}^{\ell-2} \sum_{a'=a}^{\ell-2} \sum_{a''=a'}^{\ell-2} \left(\left(P_S \widehat{M}_\varepsilon P_{S_\varepsilon} \right)^{-1} P_{S_\varepsilon} (\Theta^\circ - \widehat{M}) P_{S_\varepsilon} \right)^a \\
& \quad \times \left(P_S \widehat{M}_\varepsilon P_{S_\varepsilon} \right)^{-1} P_{S_\varepsilon} \Theta^{(1)} P_{S_\varepsilon} \\
& \quad \times \left(\left(P_S \widehat{M}_\varepsilon P_{S_\varepsilon} \right)^{-1} P_{S_\varepsilon} (\Theta^\circ - \widehat{M}) P_{S_\varepsilon} \right)^{a'-a} \\
& \quad \times \left(P_S \widehat{M}_\varepsilon P_{S_\varepsilon} \right)^{-1} P_{S_\varepsilon} \Theta^{(1)} P_{S_\varepsilon} \\
& \quad \times \left(\left(P_S \widehat{M}_\varepsilon P_{S_\varepsilon} \right)^{-1} P_{S_\varepsilon} (\Theta^\circ - \widehat{M}) P_{S_\varepsilon} \right)^{a''-a'} \\
& \quad \times \left(P_S \widehat{M}_\varepsilon P_{S_\varepsilon} \right)^{-1} P_{S_\varepsilon} \Theta^{(1)} P_{S_\varepsilon} \\
& \quad \times \left(\left(P_S \widehat{M}_\varepsilon P_{S_\varepsilon} \right)^{-1} P_{S_\varepsilon} (\Theta^\circ - \widehat{M}) P_{S_\varepsilon} \right)^{\ell-a''-2} \left(P_{S_\varepsilon} \widehat{M}_\varepsilon P_{S_\varepsilon} \right)^{-1} \zeta \\
& + 3g_\varepsilon^{(2)}[\zeta^{(1)}] - 3g_\varepsilon^{(1)}[\zeta^{(2)}] + g_\varepsilon[\zeta^{(3)}].
\end{aligned}$$

Similarly, as $\zeta^{(1)}, \zeta^{(2)}$ and $\zeta^{(3)} \in S_\varepsilon$, plug in results in (E.73) and (E.74) we can control

$$\begin{aligned}
\|g_\varepsilon^{(3)}[\zeta]\|_{L^2} & \leq \frac{\|\Theta^{(3)}\|_{L^2 \rightarrow L^2} \|\zeta\|_{L^2}}{\varepsilon^2 (cn \log L)^2} \\
& \quad + \frac{3\|\Theta^{(2)}\|_{L^2 \rightarrow L^2} \|\Theta^{(1)}\|_{L^2 \rightarrow L^2} \|\zeta\|_{L^2}}{\varepsilon^3 (cn \log L)^3} \\
& \quad + \sum_{\ell=1}^{\infty} (\ell+1)(\ell-1)(\ell-1)(1-\varepsilon)^{\ell-3} \frac{\|\Theta^{(1)}\|_{L^2 \rightarrow L^2}^3 \|\zeta\|_{L^2}}{(cn \log L)^4} \\
& \quad + 3 \left(\frac{P_2 \|\zeta^{(1)}\|_{L^2}}{\varepsilon^2 c^2 n \log^2 L} + \frac{2P_1^2 \|\zeta^{(1)}\|_{L^2}}{\varepsilon^3 c^3 n \log^3 L} + \frac{2P_1 \|\zeta^{(2)}\|_{L^2}}{\varepsilon^2 c^2 n \log^2 L} + \frac{3\|\zeta^{(3)}\|_{L^2}}{\varepsilon cn \log L} \right) \\
& \quad + 3 \left(\frac{P_1 \|\zeta^{(2)}\|_{L^2}}{\varepsilon^2 c^2 n \log^2 L} + \frac{\|\zeta^{(3)}\|_{L^2}}{\varepsilon cn \log L} \right) + \frac{\|\zeta^{(3)}\|}{\varepsilon cn \log L} \\
& = \frac{\|\Theta^{(3)}\|_{L^2 \rightarrow L^2} \|\zeta\|_{L^2}}{\varepsilon^2 (cn \log L)^2} + \frac{3\|\Theta^{(2)}\|_{L^2 \rightarrow L^2} \|\Theta^{(1)}\|_{L^2 \rightarrow L^2} \|\zeta\|_{L^2}}{\varepsilon^3 (cn \log L)^3} \\
& \quad + \frac{6\|\Theta^{(1)}\|_{L^2 \rightarrow L^2}^3 \|\zeta\|_{L^2}}{\varepsilon^4 (cn \log L)^4} \\
& \quad + \frac{\|\zeta^{(1)}\|_{L^2}}{\varepsilon^2 c^2 n \log^2 L} \left(\frac{6P_1^2}{\log L} + 3P_2 \right) + \frac{9P_1 \|\zeta^{(2)}\|_{L^2}}{\varepsilon^2 c^2 n \log^2 L} + \frac{\|13\zeta^{(3)}\|}{\varepsilon cn \log L}
\end{aligned}$$

$$\begin{aligned} &\leq \frac{P_3 \|\zeta\|_{L^2}}{\varepsilon^2 c^2 n \log^2 L} + \frac{3P_2 P_1 \|\zeta\|_{L^2}}{\varepsilon^3 c^3 n \log^3 L} + \frac{6P_1^3 \|\zeta\|_{L^2}}{\varepsilon^4 c^4 n \log^4 L} \\ &\quad + \frac{\|\zeta^{(1)}\|_{L^2}}{\varepsilon^2 c^2 n \log^2 L} \left(\frac{6P_1^2}{\log L} + 3P_2 \right) + \frac{9P_1 \|\zeta^{(2)}\|_{L^2}}{\varepsilon^2 c^2 n \log^2 L} + \frac{\|13\zeta^{(3)}\|}{\varepsilon c n \log L}. \end{aligned}$$

Plug in bounds for norms of $\zeta^{(1)}, \zeta^{(2)}$ and $\zeta^{(3)}$ we get

$$\|g_\varepsilon^{(3)}[\zeta]\|_{L^2} \leq C_\varepsilon C_\zeta \left(\frac{P_1^3}{n \log^2 L} + \frac{P_1 P_2}{n \log^3 L} + \frac{P_3}{n \log^2 L} \right).$$

Combined with zero's order condition of $g_\varepsilon[\zeta]$, which follows directly from Theorem E.1, and we know that there exists C_ε such that $g \in \Phi\left(\frac{C_\varepsilon C_\zeta}{n \log L}, \varepsilon\right)$. \blacksquare

Lemma E.26. For $\varepsilon \in (0, \frac{3}{4})$, when L satisfies conditions in Theorem E.1, there exists positive constant C such that

$$\|\Theta^\circ\|_{L^2 \rightarrow L^2} \leq C n \log(L).$$

Proof. As \widehat{M}_ε in (E.11) is invariant in Fourier basis as shown in Lemma E.6, we have $\|P_{S_\varepsilon} \widehat{M}_\varepsilon P_{S_\varepsilon}\|_{L^2 \rightarrow L^2} \leq \|\widehat{M}_\varepsilon\|_{L^2 \rightarrow L^2}$. From Lemma E.2,

$$\begin{aligned} \|\Theta^\circ\|_{L^2 \rightarrow L^2} &= \|\widehat{M}_\varepsilon + \Theta^\circ - \widehat{M}_\varepsilon\|_{L^2 \rightarrow L^2} \\ &\leq \|\widehat{M}_\varepsilon\|_{L^2 \rightarrow L^2} + \|\Theta^\circ - \widehat{M}\|_{L^2 \rightarrow L^2} \\ &\leq \|\widehat{M}_\varepsilon\|_{L^2 \rightarrow L^2} + (1 - \varepsilon) \lambda_{\min}(P_{S_\varepsilon} \widehat{M}_\varepsilon P_{S_\varepsilon}) \\ &\leq 2\|\widehat{M}_\varepsilon\|_{L^2 \rightarrow L^2}. \end{aligned}$$

As when $L \geq (\varepsilon^{-1/2} 6\pi\hat{\kappa})^{\frac{a_\varepsilon+1}{a_\varepsilon}}$ we have $r_\varepsilon \leq \frac{\sqrt{\varepsilon}}{\hat{\kappa}}$, where $a_\varepsilon, r_\varepsilon$ are defined in (E.7) and (E.8), and following Lemma E.4 we have

$$\angle(\mathbf{x}_\sigma(s), \mathbf{x}_\sigma(s')) \geq (1 - \varepsilon)|s - s'|$$

for any $\mathbf{x}_\sigma(s)$ and $|s - s'| \leq r_\varepsilon$. Then follow Lemma E.5 and (F.11) Lemma F.9 and monotonicity of ψ° in Lemma G.5, we have

$$\begin{aligned} \|\widehat{M}_\varepsilon\|_{L^2 \rightarrow L^2} &\leq \max_{\mathbf{x}_\sigma(s) \in \mathcal{M}} \int_{s'=s-r_\varepsilon}^{s+r_\varepsilon} \psi^\circ(\angle \mathbf{x}_\sigma(s), \mathbf{x}_\sigma(s')) ds' \\ &\leq \max_{\mathbf{x}_\sigma(s) \in \mathcal{M}} \int_{s'=s-r_\varepsilon}^{s+r_\varepsilon} \psi^\circ((1 - \varepsilon)|s' - s|) ds' \\ &= (1 - \varepsilon)^{-1} \int_{t=-(1-\varepsilon)r_\varepsilon}^{(1-\varepsilon)t_\varepsilon} \psi^\circ(t) dt \\ &\leq (1 - \varepsilon)^{-1} C \log \left(1 + \frac{(L-3)(1-\varepsilon)r_\varepsilon}{3\pi} \right) \\ &\leq C' n \log L \end{aligned}$$

for some constant C , which concludes the claim. \blacksquare

Lemma E.27. For any $\varepsilon \in (0, \frac{3}{4})$, there exists constant $C \geq 0$ such that for any $g \in \Phi(C_g, \varepsilon)$, under the conditions of Theorem E.1, we have

$$\Theta^\circ[g] \in \Phi(CC_g n \log L, \varepsilon)$$

As a consequence, for $\zeta \in S_\varepsilon \cap \Phi(C_\zeta, \varepsilon)$ letting $g_\varepsilon[\zeta]$ be the certificate in the statement of Theorem E.1, there exists number $C_\varepsilon \geq 0$ such that

$$\Theta^\circ[g_\varepsilon[\zeta]] - \zeta \in \Phi\left(C_\varepsilon C_\zeta, \varepsilon\right).$$

Proof. From Lemma E.26 we have $\|\Theta^\circ\|_{L^2 \rightarrow L^2} \leq Cn \log(L)$ for some constant C . Let P_1, P_2, P_3 be the polynomials in Lemmas E.18 to E.20. Following Lemmas E.18 to E.21 and the fact that $g \in \Phi(C_g, \varepsilon)$, we have following control for derivatives of $\Theta^\circ[g]$:

$$\begin{aligned} \left\| \frac{d}{ds} \Theta^\circ[g] \right\|_{L^2 \rightarrow L^2} &= \|\Theta^\circ[g^{(1)}] + \Theta^{(1)}[g]\|_{L^2 \rightarrow L^2} \\ &\leq Cn \log L \frac{P_1 C_g}{\log L} + P_1 n C_g \\ &= (C+1)P_1 n C_g, \end{aligned}$$

$$\begin{aligned} \left\| \frac{d^2}{ds^2} \Theta^\circ[g] \right\|_{L^2 \rightarrow L^2} &= \|\Theta^\circ[g^{(2)}] + 2\Theta^{(1)}[g^{(1)}] + \Theta^{(2)}[g]\|_{L^2 \rightarrow L^2} \\ &\leq Cn \log L \left(\frac{P_2 C_g}{\log L} + 2 \frac{P_1^2 C_g}{\log^2 L} \right) + P_1 n \frac{P_1 C_g}{\log L} + P_2 n C_g \\ &= (C+2) \left(P_2 C_g + \frac{P_1^2 C_g}{\log L} \right) n, \end{aligned}$$

$$\begin{aligned} \left\| \frac{d^3}{ds^3} \Theta^\circ[g] \right\|_{L^2 \rightarrow L^2} &= \|\Theta^\circ[g^{(3)}] + 3\Theta^{(1)}[g^{(2)}] + 3\Theta^{(2)}[g^{(1)}] + \Theta^{(3)}[g]\|_{L^2 \rightarrow L^2} \\ &\leq Cn \log L \left(\frac{P_3 C_g}{\log L} \right) + 3P_1 n \left(\frac{P_2 C_g}{\log L} + \frac{P_1^2 C_g}{\log^2 L} \right) \\ &\quad + 3P_2 n \frac{P_1 C_g}{\log L} + P_3 n C_g \\ &= (C+3) \left(P_3 C_g + \frac{P_1 P_2 C_g}{\log L} + \frac{P_1^3 C_g}{\log^2 L} \right) n. \end{aligned}$$

which leads to $\Theta^\circ[g] \in \Phi((C+3)C_g n \log L, \varepsilon)$ and finish the claim. The other part of the claim follows directly from Lemma E.25 as $g_\varepsilon[\zeta] \in \Phi\left(\frac{C_\varepsilon C_\zeta}{n \log L}, \varepsilon\right)$. \blacksquare

Lemma E.28. Let $\varepsilon \in (0, \frac{3}{4})$, $a_\varepsilon, r_\varepsilon, S_\varepsilon$ be as in (E.7), (E.8) and (E.12). There exist numbers $C_\varepsilon, C'_\varepsilon$ such that when $L \geq (\varepsilon^{1/2} \min\{\text{len}(\mathcal{M}_+), \text{len}(\mathcal{M}_-)\} / (12\pi^2))^{-\frac{a_\varepsilon+1}{a_\varepsilon}}$ and the conditions of Theorem E.1 are in force, for any $w \in \Phi(C_w, \varepsilon)$, we have

$$\|\mathbf{P}_{S_\varepsilon^\perp} w\|_{L^2} \leq C_\varepsilon C_w \frac{r_\varepsilon^3}{\log L} \left(P_3 + \frac{P_1 P_2}{\log L} + \frac{P_1^3}{\log^2 L} \right).$$

where P_1, P_2, P_3 are the polynomials from Lemmas E.18 to E.20 respectively.

As a consequence, for $\zeta \in S_\varepsilon \cap \Phi(C_\zeta, \varepsilon)$, letting $g_\varepsilon[\zeta]$ be as in Theorem E.1, we have

$$\|\Theta[g_\varepsilon[\zeta]] - \zeta\|_{L^2} \leq C'_\varepsilon C_\zeta \frac{r_\varepsilon^3}{\log L} \left(P_3 + \frac{P_1 P_2}{\log L} + \frac{P_1^3}{\log^2 L} \right).$$

for some $C'_\varepsilon > 0$.

Proof. When $L \geq (\varepsilon^{1/2} \min\{\text{len}(\mathcal{M}_+), \text{len}(\mathcal{M}_-)\} / (12\pi^2))^{-\frac{a_\varepsilon+1}{a_\varepsilon}}$, from Lemma E.23 we have

$$\|\mathbf{P}_{S_\varepsilon^\perp} w\| \leq \left(\frac{2r_\varepsilon}{\sqrt{\varepsilon}} \right)^3 \|\mathbf{P}_{S_\varepsilon^\perp} w^{(3)}\|_{L^2}$$

$$\begin{aligned}
&\leq \left(\frac{2r_\varepsilon}{\sqrt{\varepsilon}}\right)^3 \|w^{(3)}\|_{L^2} \\
&\leq C_w \left(\frac{2r_\varepsilon}{\sqrt{\varepsilon}}\right)^3 \left(\frac{P_3}{\log L} + \frac{P_2 P_1}{\log^2 L} + \frac{P_1^3}{\log^3 L}\right).
\end{aligned}$$

As $\zeta \in \Phi(C'_\zeta, \varepsilon)$, from Lemma E.27 we get $\Theta^\circ[g] - \zeta \in \Phi(C'_\varepsilon C'_\zeta, \varepsilon)$ for some $C'_\varepsilon > 0$. The rest follows from the fact that $P_{S_\varepsilon}[\Theta^\circ[g] - \zeta] = 0$ and thus $\|\Theta[g_\varepsilon[\zeta]] - \zeta\|_{L^2} = \|P_{S_\varepsilon^\perp}[\Theta^\circ[g] - \zeta]\|_{L^2}$. \blacksquare

E.3 Certificates with Density and DC

Proof Sketch and Organization. In this section, we leverage the calculations in the previous sections to prove Theorem D.2, which gives a near solution to the equation

$$\Theta_\mu[g](\mathbf{x}) = \int \Theta(\mathbf{x}, \mathbf{x}') g(\mathbf{x}') \rho(\mathbf{x}') d\mathbf{x}' = \zeta(\mathbf{x}).$$

To accomplish this, we need to account for two factors: the presence of a constant (DC) term in $\Theta(\mathbf{x}, \mathbf{x}') = \Theta^\circ(\mathbf{x}, \mathbf{x}') + \psi(\pi)$, and the presence of the data density ρ in Θ_μ .

Our approach is conceptually straightforward: since $\Theta = \Theta^\circ + \psi(\pi)\mathbb{1}\mathbb{1}^*$, we produce near solutions to two equations

$$\begin{aligned}
\Theta^\circ[g](\mathbf{x}) &= \zeta(\mathbf{x}), \\
\Theta^\circ[g_1](\mathbf{x}) &= 1,
\end{aligned}$$

and then combine them to nearly solve $\Theta[h] = \zeta$, by setting $h = g + \alpha g_1$ for an appropriate choice of α ,

$$\alpha = -\frac{\psi(\pi)\mathbb{1}[g]}{\psi(\pi)\mathbb{1}[g_1] + 1}. \quad (\text{E.75})$$

Here and in the rest of this section, we write $\mathbb{1}[g]$ to denote $\mathbb{1}^*g$.

The statement of Theorem D.2 makes two demands on h : small approximation error $\|\Theta[h] - \zeta\|_{L^2}$ and small size $\|h\|_{L^2}$. These demands introduce a tension, which forces us to work with DC subtracted solutions $g_\varepsilon[\zeta]$ defined in (E.13) at multiple scales ε . We will set $g = g_{\varepsilon_0}[\zeta]$ with ε_0 small, which ensures that both $\|\Theta^\circ[g] - \zeta\|_{L^2}$ and $\|g\|_{L^2}$ are small. We would like to similarly set $g_1 = g_{\varepsilon_1}[\zeta_1]$, with $\zeta_1 \equiv 1$. In order to ensure that h is small, we need to ensure that the coefficient α defined in (E.75) is also small, which in turn requires a lower bound on $\mathbb{1}[g_1]$. This is straightforward if g_1 is (pointwise) nonnegative, but challenging if g_1 can take on arbitrary signs. The function g_1 is defined by the Neumann series

$$\begin{aligned}
g_1 &= g_{\varepsilon_1}[\zeta_1] \\
&= \sum_{\ell=0}^{\infty} (-1)^\ell \left(\left(P_{S_{\varepsilon_1}} \widehat{M}_{\varepsilon_1} P_{S_{\varepsilon_1}} \right)^{-1} P_{S_{\varepsilon_1}} \left(\Theta^\circ - \widehat{M}_{\varepsilon_1} \right) P_{S_{\varepsilon_1}} \right)^\ell \left(P_{S_{\varepsilon_1}} \widehat{M}_{\varepsilon_1} P_{S_{\varepsilon_1}} \right)^{-1} \zeta_1.
\end{aligned}$$

Although this expression is complicated, the first ($\ell = 0$) summand is *always* nonnegative. If we choose ε_1 large, this expression will be dominated by the first term, providing the necessary control on $\mathbb{1}[g_1]$. So, we will use two different scales, $\varepsilon_0 < \varepsilon_1$ in constructing g and g_1 , respectively.

The issue introduced by the use of a large scale ε_1 is that the approximation error $\|\Theta^\circ[g_1] - \zeta_1\|_{L^2}$ is not sufficiently small for our purposes. To address this issue, we introduce an iterative construction, which produces a sequence of increasingly accurate solutions $h_{(i)}$, each of which removes some portion of the approximation error in the previous solution. This sequence converges to our promised certificate h .

More concretely, we will set $\varepsilon_0 = \frac{1}{20}$ and $\varepsilon_1 = \frac{51}{100}$. For parameters $a_\varepsilon, r_\varepsilon$ defined in (E.7) and (E.8), these choices of ε ensure that $a_{\varepsilon_0} > \frac{4}{5}$ and $a_{\varepsilon_1} > \frac{1}{9}$, and so

$$r_{\varepsilon_0} < 6\pi L^{-\frac{4}{9}},$$

$$r_{\varepsilon_1} < 6\pi L^{-\frac{1}{10}}.$$

We further choose $\delta_0 = 1 - \varepsilon_0$ and $\delta_1 = \delta_0\sqrt{\varepsilon_0}/\sqrt{\varepsilon_1} < 1 - \varepsilon_1$. This setting satisfies $\delta_0\sqrt{\varepsilon_0} = \delta_1\sqrt{\varepsilon_1}$ and thus allows

$$\mathfrak{C}(\mathcal{M}) = \mathfrak{C}_{\varepsilon_0, \delta_0}(\mathcal{M}) \geq \mathfrak{C}_{\varepsilon_1, \delta_1}(\mathcal{M}). \quad (\text{E.76})$$

In the remainder of this section, we carry out the argument described above. Lemma E.29 constructs the aforementioned certificate g_1 for the constant function ζ_1 . Lemma E.31 combines this construction with a certificate g for ζ to give a (loose) approximate certificate, for the kernel Θ . Theorem E.32 amplifies this construction to reduce the approximation error to an appropriate level. Finally, we finish by incorporating the density $\rho(x)$ to prove our main result on certificates, Theorem D.2.

Lemma E.29. *Let $\zeta_1 \equiv 1$ denote the constant function over \mathcal{M} . When $L > C$ and the conditions of Theorem E.1 are satisfied for $\varepsilon = \varepsilon_1 = \frac{51}{100}$, then $g_1 = g_{\varepsilon_1}[\zeta_1]$ satisfies*

$$g_1 \in \Phi\left(\frac{C'}{n \log L} \|\zeta_1\|_{L^2}, \varepsilon_1\right)$$

and

$$\Theta^\circ[g_1] - \zeta_1 \in \Phi(C'' \|\zeta_1\|_{L^2}, \varepsilon_1).$$

We also have

$$\mathbb{1}[g_1] \geq \left(2 - \frac{1}{\varepsilon_1}\right) \frac{\|\zeta_1\|_{L^1}}{C''' n \log(L)}, \quad (\text{E.77})$$

where C, C', C'' and C''' are positive numerical constants.

Proof. Applying Theorem E.1, as conditions of Theorem E.1 for $\varepsilon = \varepsilon_1$ is satisfied, we know $P_{S_{\varepsilon_1}} \widehat{M}_{\varepsilon_1} P_{S_{\varepsilon_1}}$ is invertible over S_{ε_1} . Noting that ζ_1 is a constant function and thus $\zeta_1 \in S_{\varepsilon_1}$, we set

$$\begin{aligned} g_1 &= g_{\varepsilon_1}[\zeta_1] \\ &= \sum_{\ell=0}^{\infty} (-1)^\ell \left(\left(P_{S_{\varepsilon_1}} \widehat{M}_{\varepsilon_1} P_{S_{\varepsilon_1}} \right)^{-1} P_{S_{\varepsilon_1}} \left(\Theta^\circ - \widehat{M}_{\varepsilon_1} \right) P_{S_{\varepsilon_1}} \right)^\ell \left(P_{S_{\varepsilon_1}} \widehat{M}_{\varepsilon_1} P_{S_{\varepsilon_1}} \right)^{-1} \zeta_1. \end{aligned}$$

Since ζ_1 is a constant function, all its derivatives are zero and thus $\zeta_1 \in \Phi(\|\zeta_1\|_{L^2}, \varepsilon_1)$. Applying Lemma E.25, we have that

$$g_1 \in \Phi\left(\frac{C_{\varepsilon_1}}{n \log L} \|\zeta_1\|_{L^2}, \varepsilon_1\right)$$

for certain $C_{\varepsilon_1} > 0$. The condition $\Theta^\circ[g_1] - \zeta_1 \in \Phi(C'' \|\zeta_1\|_{L^2}, \varepsilon_1)$ follows from Lemma E.27 directly.

To control $\mathbb{1}[g_1]$, notice that because $P_{S_{\varepsilon_1}} \widehat{M}_{\varepsilon_1} P_{S_{\varepsilon_1}}$ is an invariant operator stably invertible in S_{ε_1} , and $\zeta_1 \in S_{\varepsilon_1}$, we can set

$$\widehat{g}_1 = \left(P_{S_{\varepsilon_1}} \widehat{M}_{\varepsilon_1} P_{S_{\varepsilon_1}} \right)^{-1} \zeta_1 = \left(\int_{s=-r_{\varepsilon_1}}^{r_{\varepsilon_1}} \psi^\circ(|s|) ds \right)^{-1} \zeta_1$$

which is also a positive constant function. We have

$$\begin{aligned} g_1 &= \sum_{\ell=0}^{\infty} (-1)^\ell \left(\left(P_{S_{\varepsilon_1}} \widehat{M}_{\varepsilon_1} P_{S_{\varepsilon_1}} \right)^{-1} P_{S_{\varepsilon_1}} \left(\Theta^\circ - \widehat{M}_{\varepsilon_1} \right) P_{S_{\varepsilon_1}} \right)^\ell \widehat{g}_1 \\ &= \widehat{g}_1 + \sum_{\ell=1}^{\infty} (-1)^\ell \left(\left(P_{S_{\varepsilon_1}} \widehat{M}_{\varepsilon_1} P_{S_{\varepsilon_1}} \right)^{-1} P_{S_{\varepsilon_1}} \left(\Theta^\circ - \widehat{M}_{\varepsilon_1} \right) P_{S_{\varepsilon_1}} \right)^\ell \widehat{g}_1, \end{aligned}$$

and from Lemma E.2, we have

$$\left\| \left(P_{S_{\varepsilon_1}} \widehat{M}_{\varepsilon_1} P_{S_{\varepsilon_1}} \right)^{-1} P_{S_{\varepsilon_1}} \left(\Theta^\circ - \widehat{M}_{\varepsilon_1} \right) P_{S_{\varepsilon_1}} \right\|_{L^2 \rightarrow L^2} \leq 1 - \varepsilon_1,$$

and so

$$\begin{aligned} \|g_1 - \widehat{g}_1\|_{L^1} &\leq \sqrt{\text{len}(\mathcal{M})} \|g_1 - \widehat{g}_1\|_{L^2} \\ &\leq \sqrt{\text{len}(\mathcal{M})} \sum_{\ell=1}^{\infty} (1 - \varepsilon_1)^\ell \|\widehat{g}_1\|_{L^2} \\ &= \sqrt{\text{len}(\mathcal{M})} \left(\frac{1}{\varepsilon_1} - 1 \right) \|\widehat{g}_1\|_{L^2} \\ &= \left(\frac{1}{\varepsilon_1} - 1 \right) \|\widehat{g}_1\|_{L^1} \\ &= \left(\frac{1}{\varepsilon_1} - 1 \right) \mathbb{1}[\widehat{g}_1]. \end{aligned}$$

The first inequality comes from the equivalence of norms, and the last two lines come from the fact that \widehat{g}_1 is a positive constant function. Thus, following Lemma F.9, there exist constants C, C' such that

$$\begin{aligned} \mathbb{1}[g_1] &\geq \mathbb{1}[\widehat{g}_1] - \|g_1 - \widehat{g}_1\|_{L^1} \\ &\geq \left(2 - \frac{1}{\varepsilon_1} \right) \mathbb{1}[\widehat{g}_1] \\ &= \left(2 - \frac{1}{\varepsilon_1} \right) \left(\int_{s=-r_{\varepsilon_1}}^{r_{\varepsilon_1}} \psi^\circ(|s|) ds \right)^{-1} \|\zeta_1\|_{L^1} \\ &\geq \frac{\left(2 - \frac{1}{\varepsilon_1} \right) \|\zeta_1\|_{L^1}}{\frac{3\pi n}{8} C' \log \left(1 + \frac{1}{3\pi} (L-3) r_{\varepsilon_1} \right)} \\ &\geq \frac{\left(2 - \frac{1}{\varepsilon_1} \right) \|\zeta_1\|_{L^1}}{Cn \log(L)} \end{aligned}$$

as claimed. ■

Lemma E.30. *Suppose that the conditions of Theorem E.1 are satisfied for both $\varepsilon = \varepsilon_0 = \frac{1}{20}$ and $\varepsilon = \varepsilon_1 = \frac{51}{100}$, and let g_1, ζ_1 be as in Lemma E.29. Let $\zeta \in S_{\varepsilon_0}$, and $g = g_{\varepsilon_0}[\zeta]$. Then*

$$\alpha = -\frac{\psi(\pi) \mathbb{1}[g]}{\psi(\pi) \mathbb{1}[g_1] + 1},$$

satisfies

$$|\alpha| \leq \frac{C \|\zeta\|_{L^2}}{\|\zeta_1\|_{L^2}},$$

where C is a numerical constant.

Proof. Set

$$\widehat{g} = \left(P_{S_{\varepsilon_0}} \widehat{M}_{\varepsilon_0} P_{S_{\varepsilon_0}} \right)^{-1} \zeta$$

again, we have

$$g = \sum_{\ell=0}^{\infty} (-1)^\ell \left(\left(P_{S_{\varepsilon_0}} \widehat{M}_{\varepsilon_0} P_{S_{\varepsilon_0}} \right)^{-1} P_{S_{\varepsilon_0}} \left(\Theta^\circ - \widehat{M}_{\varepsilon_0} \right) P_{S_{\varepsilon_0}} \right)^\ell \widehat{g}.$$

Then there exist constants $c, C > 0$ that

$$\begin{aligned} \|g\|_{L^1} &\leq \sqrt{\text{len}(\mathcal{M})} \|g\|_{L^2} \\ &\leq \sqrt{\text{len}(\mathcal{M})} \sum_{\ell=0}^{\infty} (1 - \varepsilon_0)^\ell \|\widehat{g}\|_{L^2} \\ &= \sqrt{\text{len}(\mathcal{M})} \frac{1}{\varepsilon_0} \|\widehat{g}\|_{L^2} \\ &\leq \sqrt{\text{len}(\mathcal{M})} \frac{1}{\varepsilon_0 \lambda_{\min} \left(P_{S_{\varepsilon_0}} \widehat{M}_{\varepsilon_0} P_{S_{\varepsilon_0}} \right)} \|\zeta\|_{L^2} \\ &\leq \sqrt{\text{len}(\mathcal{M})} \frac{\|\zeta\|_{L^2}}{\varepsilon_0 c n \log L} \\ &\leq \sqrt{\text{len}(\mathcal{M})} \frac{C \|\zeta\|_{L^2}}{n \log L}, \end{aligned}$$

where in the penultimate inequality, we have used Lemma E.6. Applying the previous lemma, we obtain

$$\begin{aligned} |\alpha| &\leq \frac{\psi(\pi) \mathbb{1}[g]}{\psi(\pi) \mathbb{1}[g_1]} \\ &\leq \frac{C n \log(L) \|g\|_{L^1}}{(2 - \frac{1}{\varepsilon_1}) \|\zeta_1\|_{L^1}} \\ &\leq \frac{C \sqrt{\text{len}(\mathcal{M})} \|\zeta\|_{L^2}}{\|\zeta_1\|_{L^1}} \\ &= \frac{C \|\zeta\|_{L^2}}{\|\zeta_1\|_{L^2}}, \end{aligned}$$

where in the final equation we have used that the constant function ζ_1 satisfies $\|\zeta_1\|_{L^1} = \sqrt{\text{len}(\mathcal{M})} \|\zeta_1\|_{L^2}$. ■

Lemma E.31. *Suppose that the conditions of Theorem E.1 are satisfied for both $\varepsilon = \varepsilon_0 = \frac{1}{20}$ and $\varepsilon = \varepsilon_1 = \frac{51}{100}$, and $L \geq (\varepsilon^{1/2} \min\{\text{len}(\mathcal{M}_+), \text{len}(\mathcal{M}_-)\} / (12\pi^2))^{-\frac{a_\varepsilon+1}{a_\varepsilon}}$ for both $\varepsilon = \varepsilon_0$ and $\varepsilon = \varepsilon_1$. There exist numerical constants $C, C' > 0$, such that for every $\zeta \in S_{\varepsilon_0} \cap \Phi(C_\zeta, \varepsilon_1)$, there exists h such that*

$$\|h\|_{L^2} \leq \frac{C \|\zeta\|_{L^2}}{n \log L}, \quad (\text{E.78})$$

$$\|\Theta[h] - \zeta\|_{L^2} \leq C C_\zeta \frac{P(M_3, M_4, M_5, \text{len}(\mathcal{M}), \Delta_{\varepsilon_0}^{-1}) \times r_{\varepsilon_1}^3}{\log L}, \quad (\text{E.79})$$

$$\|P_{S_{\varepsilon_0}^\perp} [\Theta[h] - \zeta]\|_{L^2} \leq C C_\zeta P(M_3, M_4, M_5, \text{len}(\mathcal{M}), \Delta_{\varepsilon_0}^{-1}) \times L^{-\frac{4}{3}}, \quad (\text{E.80})$$

where P is a polynomial $\text{poly}\{M_3, M_4, M_5, \text{len}(\mathcal{M}), \Delta_\varepsilon^{-1}\}$ of degree ≤ 9 , with degree ≤ 3 in $M_3, M_4, M_5, \text{len}(\mathcal{M})$, and degree ≤ 6 in Δ_ε^{-1} . Furthermore, we have

$$P_{S_{\varepsilon_0}} [\Theta[h] - \zeta] \in \Phi(C' \|\zeta\|_{L^2}, \varepsilon_0). \quad (\text{E.81})$$

Proof. Recall that $\Theta = \Theta^\circ + \psi(\pi)\mathbb{1}$, and let g_1 denote the solution for $\zeta_1 \equiv 1$ as in Lemma E.29. Set $h = g + \alpha g_1$, where $g = g_{\varepsilon_0}[\zeta]$, and

$$\alpha = -\frac{\psi(\pi)\mathbb{1}[g]}{\psi(\pi)\mathbb{1}[g_1] + 1}.$$

Using Theorem E.1 to control the norms of g and g_1 , and using Lemma E.30 to control $|\alpha|$, we have

$$\begin{aligned} \|h\|_{L^2} &\leq \|g\|_{L^2} + |\alpha|\|g_1\|_{L^2} \\ &\leq \frac{C\|\zeta\|_{L^2}}{n \log L} + |\alpha|\frac{C\|\zeta_1\|_{L^2}}{n \log L} \\ &\leq \frac{C\|\zeta\|_{L^2}}{n \log L}, \end{aligned}$$

establishing (E.78).

From our choice of α ,

$$\begin{aligned} \Theta[h] - \zeta &= \Theta^\circ[g] - \zeta + \alpha\Theta^\circ[g_1] + \psi(\pi)\mathbb{1}[g] + \alpha\psi(\pi)\mathbb{1}[g_1] \\ &= \Theta^\circ[g] - \zeta + \alpha(\Theta^\circ[g_1] - \zeta_1). \end{aligned} \tag{E.82}$$

Using Lemma E.28 and the fact that $\zeta_1 \in \Phi(\|\zeta_1\|, \varepsilon_1)$ we have

$$\begin{aligned} \|\Theta[h] - \zeta\|_{L^2} &\leq \|\Theta^\circ[g] - \zeta\|_{L^2} + |\alpha|\|\Theta^\circ[g_1] - \zeta_1\|_{L^2} \\ &\leq C_{\varepsilon_0}C_\zeta \frac{r_{\varepsilon_0}^3}{\log L} \left(P_3 + \frac{P_1P_2}{\log L} + \frac{P_1^3}{\log^2 L} \right) \\ &\quad + |\alpha|C_{\varepsilon_1}\|\zeta_1\|_{L^2} \frac{r_{\varepsilon_1}^3}{\log L} \left(P_3 + \frac{P_1P_2}{\log L} + \frac{P_1^3}{\log^2 L} \right). \end{aligned}$$

Further using Lemma E.30 to bound $|\alpha|\|\zeta_1\|_{L^2} \leq C'\|\zeta\|_{L^2} \leq C'C_\zeta$ and $r_{\varepsilon_0} \leq r_{\varepsilon_1}$, we have

$$\|\Theta[h] - \zeta\|_{L^2} \leq C'C_\zeta \frac{r_{\varepsilon_1}^3}{\log L} \left(P_3 + \frac{P_1P_2}{\log L} + \frac{P_1^3}{\log^2 L} \right) \tag{E.83}$$

for some absolute constant $C' > 0$. Notice that from Lemma E.3 $M_2 < 2\hat{\kappa} \leq 2\Delta_\varepsilon^{-2}$ and thus

$$\begin{aligned} P_3 + \frac{P_1P_2}{\log L} + \frac{P_1^3}{\log^2 L} &\leq P_3 + P_1P_2 + P_1^3 \\ &= C_3(M_4^3 + M_3M_4 + M_4M_5 + \text{len}(\mathcal{M}))(\Delta_\varepsilon^{-4} + M_2\Delta_\varepsilon^{-3} + M_3\Delta_\varepsilon^{-2}) \\ &\quad + C_2(M_4^2 + M_5 + \text{len}(\mathcal{M}))(\Delta_\varepsilon^{-3} + M_2\Delta_\varepsilon^{-2})C_1(M_4 + \text{len}(\mathcal{M})\Delta_\varepsilon^{-2}) \\ &\quad + C_1^3(M_4 + \text{len}(\mathcal{M})\Delta_\varepsilon^{-2})^3 \\ &\leq C(M_4^3 + M_3M_4 + M_4M_5 \\ &\quad + \text{len}(\mathcal{M})^3\Delta_\varepsilon^{-6} + \text{len}(\mathcal{M})^2(\Delta_\varepsilon^{-5} + M_2\Delta_\varepsilon^{-4}) \\ &\quad + \text{len}(\mathcal{M})(\Delta_\varepsilon^{-4} + M_2\Delta_\varepsilon^{-3} + M_3\Delta_\varepsilon^{-2}) \\ &\quad + M_4^2\Delta_\varepsilon^{-2} + M_5\Delta_\varepsilon^{-2} + M_4\Delta_\varepsilon^{-3} + M_2M_4\Delta_\varepsilon^{-2}) \\ &\leq C(M_4^3 + M_3M_4 + M_4M_5 + \text{len}(\mathcal{M})^3\Delta_\varepsilon^{-6} + \Delta_\varepsilon^{-6} \\ &\quad + \text{len}(\mathcal{M})\Delta_\varepsilon^{-2}(M_3 + M_5)) \\ &\stackrel{\text{def}}{=} P(M_3, M_4, M_5, \text{len}(\mathcal{M}), \Delta_{\varepsilon_0}^{-1}) \end{aligned} \tag{E.84}$$

where $P(M_3, M_4, M_5, \text{len}(\mathcal{M}), \Delta_{\varepsilon_0}^{-1})$ is a polynomial of $M_3, M_4, M_5, \text{len}(\mathcal{M}), \Delta_\varepsilon^{-1}$ of degree ≤ 9 , with degree ≤ 3 in $M_3, M_4, M_5, \text{len}(\mathcal{M})$, and degree ≤ 6 in Δ_ε^{-1} . Here P_1, P_2 and P_3 are polynomials defined in Lemma E.18, Lemma E.19 and Lemma E.20. This together with (E.83) give us (E.79).

To obtain the tighter bound (E.80) on $\mathbf{P}_{S_{\varepsilon_0}^\perp}(\Theta[h] - \zeta)$, we begin by applying Lemma E.27 with $\zeta \in \Phi(C_\zeta, \varepsilon_0)$ and $\zeta_1 \in \Phi(\|\zeta_1\|_{L^2}, \varepsilon_1)$, we have

$$\begin{aligned} \Theta^\circ[g] - \zeta &\in \Phi\left(C'_{\varepsilon_0} C_\zeta, \varepsilon_0\right), \\ \Theta^\circ[g_1] - \zeta_1 &\in \Phi\left(C'_{\varepsilon_1} \|\zeta_1\|_{L^2}, \varepsilon_1\right) \subseteq \Phi\left(C'_{\varepsilon_1} \|\zeta_1\|_{L^2}, \varepsilon_0\right) \end{aligned} \quad (\text{E.85})$$

for certain $C'_{\varepsilon_0}, C'_{\varepsilon_1} > 0$. Using $\Theta[h] - \zeta = \Theta^\circ[g] - \zeta + \alpha(\Theta^\circ[g_1] - \zeta_1)$, we have

$$C'_{\varepsilon_0} C_\zeta + \frac{C'' \|\zeta\|_{L^2}}{\|\zeta_1\|_{L^2}} \times C'_{\varepsilon_1} \|\zeta_1\|_{L^2} \leq C'' C_\zeta.$$

for some constant $C'' > 0$ and thus

$$\Theta[h] - \zeta \in \Phi(C'' C_\zeta, \varepsilon_0). \quad (\text{E.86})$$

Applying Lemma E.28 with $w = \Theta[h] - \zeta$ and simplifying with (E.84) we obtain

$$\|\mathbf{P}_{S_{\varepsilon_0}^\perp}(\Theta[h] - \zeta)\|_{L^2} \leq C'' C_\zeta \frac{P\left(M_3, M_4, M_5, \text{len}(\mathcal{M}), \Delta_{\varepsilon_0}^{-1}\right) \times r_{\varepsilon_0}^3}{\log L}.$$

(E.80) follows from $r_{\varepsilon_0} < 6\pi L^{-4/9}$, which implies that $r_{\varepsilon_0}^3 / \log L \leq L^{-4/3}$ when L is larger than an appropriate numerical constant.

Finally, since $\mathbf{P}_{S_{\varepsilon_0}} \Theta^\circ[g] = \mathbf{P}_{S_{\varepsilon_0}} \zeta$,

$$\mathbf{P}_{S_{\varepsilon_0}}[\Theta[h] - \zeta] = \alpha \mathbf{P}_{S_{\varepsilon_0}}[\Theta^\circ[g_1] - \zeta_1]. \quad (\text{E.87})$$

From Lemma E.22, $\mathbf{P}_{S_{\varepsilon_0}}$ commutes with differentiation, and so for any i -times differentiable w ,

$$\|(\mathbf{P}_{S_{\varepsilon_0}} w)^{(i)}\|_{L^2} \leq \|w^{(i)}\|_{L^2}.$$

Applying this with $i = 0, 1, 2, 3$, we see that for any $w \in \Phi(C_w, \varepsilon)$, $\mathbf{P}_{S_{\varepsilon_0}} w \in \Phi(C_w, \varepsilon)$. Applying this observation to (E.85), we have

$$\mathbf{P}_{S_{\varepsilon_0}}(\Theta^\circ[g_1] - \zeta_1) \in \Phi\left(C'_{\varepsilon_1} \|\zeta_1\|_{L^2}, \varepsilon_0\right).$$

Combining with (E.87), we have

$$\mathbf{P}_{S_{\varepsilon_0}}(\Theta[h] - \zeta) \in \Phi\left(|\alpha| C'_{\varepsilon_1} \|\zeta_1\|_{L^2}, \varepsilon_0\right) \subseteq \Phi\left(C' C'_{\varepsilon_1} \|\zeta\|_{L^2}, \varepsilon_0\right),$$

which is (E.81). Here, we have used the bound on α from the previous lemma. This completes the proof. ■

Theorem E.32 (Certificates for DC kernel). *Suppose that the conditions of Theorem E.1 are satisfied for both $\varepsilon = \varepsilon_0 = \frac{1}{20}$ and $\varepsilon = \varepsilon_1 = \frac{51}{100}$ and $L \geq (\varepsilon^{1/2} \min\{\text{len}(\mathcal{M}_+), \text{len}(\mathcal{M}_-)\} / (12\pi^2))^{-\frac{\alpha\varepsilon+1}{\alpha\varepsilon}}$ for both $\varepsilon = \varepsilon_0$ and $\varepsilon = \varepsilon_1$. There exist constants C, C'' such that for any number $K > 0$, when*

$$L \geq CK^4 P\left(M_3, M_4, M_5, \text{len}(\mathcal{M}), \Delta_{\varepsilon_0}^{-1}\right)^4, \quad (\text{E.88})$$

then for any $\zeta \in S_{\varepsilon_0} \cap \Phi(K\|\zeta\|_{L^2}, \varepsilon_0)$ there exists a certificate h satisfying

$$\|\Theta[h] - \zeta\|_{L^2} \leq \|\zeta\|_{L^\infty} L^{-1}, \quad (\text{E.89})$$

with

$$\|h\|_{L^2} \leq \frac{C'' \|\zeta\|_{L^2}}{n \log L}.$$

In (E.88), P is the polynomial defined in Lemma E.31.

Proof. Let $\zeta_{(0)} = \zeta$, and iteratively define

$$\zeta_{(i+1)} = -\mathbf{P}_{S_{\varepsilon_0}} (\Theta[h_{(i)}] - \zeta_{(i)}) \in S_{\varepsilon_0}.$$

where $h_{(i)}$ is the approximate certificate of $\zeta_{(i)} \in S_{\varepsilon_0}$ constructed in Lemma E.31. From (E.81), we have

$$\zeta_{(i+1)} \in \Phi\left(C_1 \|\zeta_{(i)}\|_{L^2}, \varepsilon_0\right),$$

where C_1 is a numerical constant. Hence, for $i \geq 1$, from Lemma E.31 we have

$$\begin{aligned} \|h_{(i)}\|_{L^2} &\leq \left(\frac{C_2}{n \log L}\right) \|\zeta_{(i)}\|_{L^2}, \\ \|\Theta[h_{(i)}] - \zeta_{(i)}\|_{L^2} &\leq C_2 C_1 \|\zeta_{(i-1)}\|_{L^2} \frac{Pr_{\varepsilon_1}^3}{\log L}, \\ \left\| \mathbf{P}_{S_{\varepsilon_0}^\perp} [\Theta[h_{(i)}] - \zeta_{(i)}] \right\|_{L^2} &\leq C_2 C_1 \|\zeta_{(i-1)}\|_{L^2} PL^{-4/3}. \end{aligned} \quad (\text{E.90})$$

For $i = 0$, as $\zeta_{(0)} \in \Phi\left(K\|\zeta\|_{L^2}, \varepsilon_0\right)$, this simplifies to

$$\begin{aligned} \|h_{(0)}\|_{L^2} &\leq \left(\frac{C_2}{n \log L}\right) \|\zeta\|_{L^2}, \\ \|\Theta[h_{(0)}] - \zeta_{(0)}\|_{L^2} &\leq C_2 K \|\zeta\|_{L^2} \frac{Pr_{\varepsilon_1}^3}{\log L}, \\ \left\| \mathbf{P}_{S_{\varepsilon_0}^\perp} [\Theta[h_{(0)}] - \zeta_{(0)}] \right\|_{L^2} &\leq C_2 K \|\zeta\|_{L^2} PL^{-4/3}. \end{aligned} \quad (\text{E.91})$$

We use these relationships to control $\|\zeta_{(i)}\|_{L^2}$. As $r_{\varepsilon_1} \leq 6\pi L^{-1/10}$, there exists a constant C such that when $L \geq CK^4 P^4$, $C_2 K \frac{Pr_{\varepsilon_1}^3}{\log L} \leq \tau = \frac{1}{2}$ and $C_2 C_1 \frac{Pr_{\varepsilon_1}^3}{\log L} \leq \tau^2$. We argue by induction that

$$\|\zeta_{(i)}\|_{L^2} \leq \tau^i \|\zeta\|_{L^2} \quad \forall i \geq 0.$$

This is true by construction for $i = 0$, while for $i = 1$ it follows from (E.91). Finally, for $i \geq 2$, using (E.90) and inductive hypothesis, we have

$$\begin{aligned} \|\zeta_{(i)}\|_{L^2} &\leq \|\Theta[h_{(i-1)}] - \zeta_{(i-1)}\|_{L^2} \\ &\leq C_2 C_1 \|\zeta_{(i-2)}\|_{L^2} \frac{Pr_{\varepsilon_1}^3}{\log L}, \\ &\leq \tau^2 \|\zeta_{(i-2)}\|_{L^2} \\ &\leq \tau^i \|\zeta\|_{L^2}, \end{aligned}$$

as claimed.

We set

$$h = \sum_{i=0}^k h_{(i)},$$

where k will be specified below. By construction,

$$\begin{aligned} \|h\|_{L^2} &\leq \sum_{i=0}^k \|h_{(i)}\|_{L^2} \\ &\leq \frac{C_1}{n \log L} \sum_{i=0}^k \|\zeta_{(i)}\|_{L^2} \end{aligned}$$

$$\leq \frac{2C_1}{n \log L} \|\zeta\|_{L^2},$$

as claimed.

We next verify that $\Theta[h]$ is an accurate approximation to ζ :

$$\begin{aligned} \|\Theta[h] - \zeta_{(0)}\|_{L^2} &\leq \|P_{S_{\varepsilon_0}}[\Theta[h] - \zeta_{(0)}]\|_{L^2} + \|P_{S_{\varepsilon_0}^\perp} \Theta[h]\|_{L^2} \\ &\leq \|P_{S_{\varepsilon_0}}[\Theta[h^{(k)}] - \zeta_{(k)}]\|_{L^2} + \sum_{i=0}^k \|P_{S_{\varepsilon_0}^\perp} \Theta[h^{(i)}]\|_{L^2} \\ &\leq \tau^{k+1} \|\zeta_{(0)}\|_{L^2} + C_2 C_1 P L^{-4/3} \sum_{i=1}^k \|\zeta_{(i-1)}\|_{L^2} \\ &\quad + C_2 K P L^{-4/3} \|\zeta\|_{L^2} \\ &\leq \tau^{k+1} \|\zeta_{(0)}\|_{L^2} + C_2 P L^{-4/3} (2C_1 + K) \|\zeta\|_{L^2}. \end{aligned}$$

Choosing k appropriately, and ensuring that $C_2(2C_1 + K)PL^{-4/3} < \frac{1}{2}L^{-1}$, establishes (E.89). The latter condition follows immediately, from $L \geq CK^4P^4$ for appropriately large C . \blacksquare

Lemma E.33. *There exist constants C, C', C'', C''' and a polynomial $P = \text{poly}\{M_3, M_4, M_5, \text{len}(\mathcal{M}), \Delta^{-1}\}$ of degree ≤ 36 , with degree ≤ 12 in $M_3, M_4, M_5, \text{len}(\mathcal{M})$, and degree ≤ 24 in Δ^{-1} such that for any number $K > 0$, when*

$$L \geq \max \left\{ \exp(C' \text{len}(\mathcal{M}) \hat{\kappa}), \left(\frac{1}{\Delta \sqrt{1 + \kappa^2}} \right)^{C'' \mathfrak{F}(\mathcal{M})}, C''' \hat{\kappa}^{10}, K^4 P, \rho_{\max}^{12} \right\}$$

then for any real $\zeta \in \Phi(K \|\zeta\|_{L^2}, \frac{1}{20})$, there exists a real certificate $g : \mathcal{M} \rightarrow \mathbb{R}$ with

$$\|g\|_{L_\mu^2} \leq \frac{C \|\zeta\|_{L_\mu^2}}{\rho_{\min} n \log L}$$

such that

$$\|\Theta_\mu[g] - \zeta\|_{L_\mu^2} \leq \|\zeta\|_{L^\infty} L^{-1}$$

Proof. We first show that there exists constants C, C', C'', C''' that under condition of the lemma, conditions of Theorem E.32 are satisfied. From definition, $\Delta = \Delta_{\varepsilon_0} \leq \Delta_{\varepsilon_1}$, as we choose $\delta_0 = 1 - \varepsilon_0, \delta_1 = \delta_0 \sqrt{\varepsilon_0} / \sqrt{\varepsilon_1} < 1 - \varepsilon_1$, we have $\delta_0 \sqrt{\varepsilon_0} = \delta_1 \sqrt{\varepsilon_1}$ and thus $\mathfrak{F}(\mathcal{M}) = \mathfrak{F}_{\varepsilon_0, \delta_0}(\mathcal{M}) \geq \mathfrak{F}_{\varepsilon_1, \delta_1}(\mathcal{M})$ as in (E.76). Thus conditions of Theorem E.1 for $\varepsilon = \varepsilon_1$ can be absorbed into conditions for $\varepsilon = \varepsilon_0$ with a change of constant factors.

Furthermore, as $\Delta \leq \frac{\sqrt{\varepsilon_0}}{\hat{\kappa}} < \frac{1}{2\sqrt{1+\kappa^2}}$, we have the condition in Theorem E.1 $\left(1 + \frac{1}{\Delta \sqrt{1+\kappa^2}}\right)^{C'' \mathfrak{F}(\mathcal{M})} \leq \left(\frac{1}{\Delta \sqrt{1+\kappa^2}}\right)^{2C'' \mathfrak{F}(\mathcal{M})}$ and thus reduce to the form in the statement.

We then notice that from Lemma E.3 $\min\{\text{len}(\mathcal{M}_+), \text{len}(\mathcal{M}_-)\} \geq \frac{1}{\hat{\kappa}}$, and we can choose C' such that $\exp(C' \text{len}(\mathcal{M}) \hat{\kappa}) \geq \exp(C') \geq C_{\varepsilon_0}$. Similarly, by choosing C''' appropriately, $L \geq C''' \hat{\kappa}^{10}$ implies both $L \geq (\varepsilon^{-1/2} 6\pi \hat{\kappa})^{\frac{a_\varepsilon+1}{a_\varepsilon}}$ and $L \geq (\varepsilon^{-1/2} 12\pi^2 \min\{\text{len}(\mathcal{M}_+), \text{len}(\mathcal{M}_-)\})^{\frac{a_\varepsilon+1}{a_\varepsilon}}$ for both $\varepsilon = \varepsilon_0$ and $\varepsilon = \varepsilon_1$ as $a_{\varepsilon_0} > \frac{4}{5}$ and $a_{\varepsilon_1} > \frac{1}{9}$.

From Theorem E.32, we know there exists g such that

$$\|\Theta[g] - \zeta\|_{L^2} \leq \|\zeta\|_{L^\infty} L^{-1} \tag{E.92}$$

with

$$\|g\|_{L^2} \leq \frac{C \|\zeta\|_{L^2}}{n \log L}. \tag{E.93}$$

We can further require this g to be a real function over the manifold. To see this, notice that for any $\mathbf{x}, \mathbf{x}' \in \mathcal{M}$, both the kernel $\Theta(\mathbf{x}, \mathbf{x}')$ and $\zeta(\mathbf{x})$ are real, thus if we take the real component of g as $\hat{g} = (g + \bar{g})/2$, then we have $\|\hat{g}\|_{L^2} \leq \|g\|_{L^2}$ and further by the triangle inequality

$$\begin{aligned} |\Theta[\hat{g}](\mathbf{x}) - \zeta(\mathbf{x})| &= \left| \int_{\mathbf{x}' \in \mathcal{M}} \Theta(\mathbf{x}, \mathbf{x}') \hat{g}(\mathbf{x}') d\mathbf{x}' - \zeta(\mathbf{x}) \right| \\ &\leq \left(\left| \int_{\mathbf{x}' \in \mathcal{M}} \Theta(\mathbf{x}, \mathbf{x}') \hat{g}(\mathbf{x}') d\mathbf{x}' - \zeta(\mathbf{x}) \right|^2 + \left| \int_{\mathbf{x}' \in \mathcal{M}} \Theta(\mathbf{x}, \mathbf{x}') (1/2)(g - \bar{g})(\mathbf{x}') d\mathbf{x}' \right|^2 \right)^{1/2} \\ &= \left| \int_{\mathbf{x}' \in \mathcal{M}} \Theta(\mathbf{x}, \mathbf{x}') g(\mathbf{x}') d\mathbf{x}' - \zeta(\mathbf{x}) \right|. \end{aligned}$$

The last line comes from the fact that $\int_{\mathbf{x}' \in \mathcal{M}} \Theta(\mathbf{x}, \mathbf{x}') \hat{g}(\mathbf{x}') d\mathbf{x}' - \zeta(\mathbf{x})$ and $\int_{\mathbf{x}' \in \mathcal{M}} \Theta(\mathbf{x}, \mathbf{x}') (1/2)(g - \bar{g})(\mathbf{x}') d\mathbf{x}'$ are the pure real and imaginary part of $\int_{\mathbf{x}' \in \mathcal{M}} \Theta(\mathbf{x}, \mathbf{x}') g(\mathbf{x}') d\mathbf{x}' - \zeta(\mathbf{x})$. Thus \hat{g} is real and also satisfies (E.92) and (E.93).

To include the density, define $g_\mu(\mathbf{x}) = g(\mathbf{x})/\rho(\mathbf{x})$. We get

$$\begin{aligned} \|g_\mu\|_{L_\mu^2}^2 &= \int_{\mathbf{x} \in \mathcal{M}} |g_\mu(\mathbf{x})|^2 \rho(\mathbf{x}) d\mathbf{x} \\ &= \int_{\mathbf{x} \in \mathcal{M}} |g(\mathbf{x})|^2 \rho^{-1}(\mathbf{x}) d\mathbf{x} \\ &\leq \min_{\mathbf{x}' \in \mathcal{M}} \rho^{-1}(\mathbf{x}') \int_{\mathbf{x} \in \mathcal{M}} |g(\mathbf{x})|^2 d\mathbf{x} \\ &= \rho_{\min}^{-1} \|g\|_{L^2}^2 \end{aligned}$$

Then for ζ , we have

$$\begin{aligned} \|\zeta\|_{L_\mu^2}^2 &= \int_{\mathbf{x} \in \mathcal{M}} |\zeta(\mathbf{x})|^2 \rho(\mathbf{x}) d\mathbf{x} \\ &\geq \rho_{\min} \|\zeta\|_{L^2}^2. \end{aligned}$$

This gives

$$\begin{aligned} \|g_\mu\|_{L_\mu^2} &\leq \rho_{\min}^{-1/2} \|g\|_{L^2} \\ &\leq \rho_{\min}^{-1/2} \frac{C \|\zeta\|_{L^2}}{n \log L} \\ &\leq \frac{C \|\zeta\|_{L_\mu^2}}{\rho_{\min} n \log L}. \end{aligned}$$

On the other hand, we have

$$\begin{aligned} \|\Theta_\mu[g] - \zeta\|_{L_\mu^2}^2 &= \int_{\mathbf{x} \in \mathcal{M}} \left(\int_{\mathbf{x}' \in \mathcal{M}} \Theta(\mathbf{x}, \mathbf{x}') g_\mu(\mathbf{x}') \rho(\mathbf{x}') d\mathbf{x}' - \zeta(\mathbf{x}) \right)^2 \rho(\mathbf{x}) d\mathbf{x} \\ &\leq \max_{\mathbf{x}'' \in \mathcal{M}} \rho(\mathbf{x}'') \int_{\mathbf{x} \in \mathcal{M}} \left(\int_{\mathbf{x}' \in \mathcal{M}} \Theta(\mathbf{x}, \mathbf{x}') g(\mathbf{x}') d\mathbf{x}' - \zeta(\mathbf{x}) \right)^2 d\mathbf{x} \\ &= \rho_{\max} \|\Theta[g] - \zeta\|_{L^2}^2. \end{aligned}$$

Notice that $P' = CP + \text{len}(\mathcal{M})^3$ is still a polynomial of degree 3 in $\text{len}(\mathcal{M})$. Then when $L \geq \max\{P'^4, \rho_{\max}^{12}\}$, we get

$$\|\Theta_\mu[g] - \zeta\|_{L_\mu^2}^2 \leq \rho_{\max}^{1/2} CPL^{-\frac{4}{3}} \|\zeta\|_{L^2}$$

$$\begin{aligned}
&= L^{-1} \|\zeta\|_{L^\infty} \frac{CP}{L^{1/4}} \frac{\rho_{\max}^{1/2}}{L^{1/24}} \frac{\sqrt{\text{len}(\mathcal{M})}}{L^{1/24}} \\
&\leq L^{-1} \|\zeta\|_{L^\infty}.
\end{aligned}$$

As P in Lemma E.31 is a polynomial $\text{poly}\{M_3, M_4, M_5, \text{len}(\mathcal{M}), \Delta^{-1}\}$ of degree ≤ 9 , with degree ≤ 3 in M_2, M_4, M_5 , $\text{len}(\mathcal{M})$, and degree ≤ 6 in Δ^{-1} , we have $P^{/4}$ is of the right degree requirement as in the statement of the theorem. \blacksquare

F Bounds for the Skeleton Function ψ

In this section, we are going to provide sharp bounds on the ‘‘skeleton’’ function ψ and its higher-order derivatives. We recall that the *angle evolution function* is defined as

$$\varphi(t) = \arccos \left(\left(1 - \frac{t}{\pi} \right) \cos t + \frac{1}{\pi} \sin t \right), \quad t \in [0, \pi].$$

Define $\varphi^{[0]} = \text{Id}$, $\varphi^{[\ell]}$ as φ 's ℓ -fold composition with itself (which will be referred to as the *iterated angle evolution function*). Then the skeleton is defined as

$$\psi(t) = \frac{n}{2} \sum_{\ell=0}^{L-1} \xi_\ell(t),$$

where

$$\xi_\ell(t) = \prod_{\ell'=\ell}^{L-1} \left(1 - \frac{1}{\pi} \varphi^{[\ell']}(t) \right), \quad \ell = 0, \dots, L-1.$$

To analyze the function ψ , we will establish in this section several ‘‘sharp-modulo-constants’’ estimates that connect ψ to a much simpler function, derived using the local behavior of φ at 0 and its consequences for the iterated compositions $\varphi^{[\ell]}$ that appear in the definition of ψ . In particular, let us define $\widehat{\varphi} : [0, \pi] \rightarrow [0, \pi]$ by $\widehat{\varphi}(t) = t/(1 + t/(3\pi))$, so that

$$\widehat{\varphi}^{[\ell]}(t) = \frac{t}{1 + \ell t/(3\pi)},$$

and moreover define

$$\widehat{\xi}_\ell(t) = \prod_{\ell'=\ell}^{L-1} \left(1 - \frac{\widehat{\varphi}^{[\ell']}(t)}{\pi} \right), \quad \widehat{\psi}(t) = \frac{n}{2} \sum_{\ell=0}^{L-1} \widehat{\xi}_\ell(t).$$

We will prove that $\widehat{\varphi}^{[\ell]}$ provides a sharp approximation to $\varphi^{[\ell]}$ (Lemmas F.2 and F.3), and then work out a corresponding sharp approximation of $\widehat{\psi}$ to ψ (Lemmas F.7 and F.9). We will then derive estimates for the low-order derivatives of ψ in Appendix F.4. Unfortunately, it is impossible to obtain L^1 estimates for ψ in terms of $\widehat{\psi}$ that are sharp enough to facilitate operator norm bounds for Θ_μ , which would let us construct certificates for an operator with kernel $\widehat{\psi}$ rather than the NTK Θ_μ ; but the estimates we derive in this section will be nonetheless sufficient to enable our localization and certificate construction arguments in Appendix E.

We note that bounds similar to a subset of the bounds in this section have been developed in an L -asymptotic, large-angle setting by [51]. The bounds we develop here are non-asymptotic and hold for all angles, and are established using elementary arguments that we believe are slightly more transparent. We reuse (and restate in Appendix G) some estimates from [61, Section C] here, but the majority of our estimates will be fundamentally improved (a representative example is Lemma F.3).

Throughout this section, we use $\dot{\varphi}, \ddot{\varphi}, \ddot{\varphi}$ to represent first, second and third derivatives of φ (see Lemma G.5 for basic regularity assertions for this function and its iterated compositions) and likewise for ξ and ψ . In particular, for example, in our notation the function $\dot{\varphi}^{[\ell]}$ refers to the derivative of $\varphi^{[\ell]}$, *not* the ℓ -fold iterated composition of $\dot{\varphi}$. Although this leads to an abuse of notation, the concision it enables in our proofs will be of use.

F.1 Sharp Lower Bound for the Iterated Angle Evolution Function

Lemma F.1. *One has*

$$\varphi(t) \leq \frac{t}{1 + t/(3\pi)}, \quad t \in [0, \pi].$$

Proof. As \cos is monotonically decreasing in $[0, \pi]$, it is the same as proving

$$\left(1 - \frac{t}{\pi}\right) \cos(t) + \frac{\sin t}{\pi} - \cos \frac{t}{1 + \frac{t}{3\pi}} \geq 0$$

We have the gradient as

$$\begin{aligned} & -\left(1 - \frac{t}{\pi}\right) \sin t + \sin\left(\frac{t}{1 + t/(3\pi)}\right) \frac{1}{(1 + t/(3\pi))^2} \\ & \geq -\left(1 - \frac{t}{\pi}\right) \sin t + \sin t \frac{1}{(1 + t/(3\pi))^3} \\ & \geq \left(-\left(1 - \frac{t}{\pi}\right) + \frac{1}{(1 + \frac{t}{3\pi})^3}\right) \sin t \\ & \geq 0 \end{aligned}$$

For the first inequality, we use the estimate

$$\sin(ax) \geq x \sin a; \quad 0 \leq x \leq 1, \quad 0 \leq a \leq \pi, \quad (\text{F.1})$$

which is easily established using concavity of \sin on $[0, \pi]$ and the secant line characterization, and for the final inequality, we use the estimate $1 - 3a \leq \frac{1}{(1+a)^3}$ for any $a > -1$, which follows from convexity of $a \mapsto (1+a)^{-3}$ on this domain and the tangent line characterization (at $a = 0$). Since at $t = 0$, we have the inequality holds, we know it holds for the whole interval $[0, \pi]$ by the mean value theorem. ■

Lemma F.2 (Corollary of [61, Lemma C.12]). *If $\ell \in \mathbb{N}_0$, one has the "fluid" estimate for the iterated angle evolution function*

$$\varphi^{[\ell]}(t) \leq \frac{t}{1 + \ell t/(3\pi)}.$$

Proof. Follow the argument of [61, Lemma C.12], but use Lemma F.1 as the basis for the argument instead of Lemma G.4. ■

Lemma F.3. *There exists an absolute constant $C_0 > 0$ such that for all $\ell \in \mathbb{N}$*

$$\widehat{\varphi}^{[\ell]} - \varphi^{[\ell]} \leq C_0 \frac{\log(1 + \ell)}{\ell^2}. \quad (\text{F.2})$$

As a consequence, there exist absolute constants $C, C', C'' > 0$ such that for any $0 < \varepsilon \leq 1/2$, if $L \geq C\varepsilon^{-2}$ then for every $t \in [0, C'\varepsilon^2]$ one has

$$\dot{\varphi}^{[L]}(t) \leq \frac{1 + \varepsilon}{(1 + Lt/(3\pi))^2},$$

and for every $t \in [0, \pi]$ one has

$$\dot{\varphi}^{[L]}(t) \leq \frac{C''}{(1 + Lt/(3\pi))^2}.$$

Finally, we have for $\ell > 0$

$$\xi_\ell(t) \leq \left(1 + e^{6C_0} \frac{\log(1 + \ell)}{\ell}\right) \widehat{\xi}_\ell(t), \quad (\text{F.3})$$

and if $L \geq 3$

$$\psi(t) \leq \widehat{\psi}(t) + 4ne^{6C_0} \log^2 L.$$

Proof. Fix $L \in \mathbb{N}$ arbitrary. We prove (F.2) first, then use it to derive the remaining estimates. The main tool is an inductive decomposition: start by writing

$$\begin{aligned}\widehat{\varphi}^{[L]}(t) - \varphi^{[L]}(t) &= \widehat{\varphi} \circ \widehat{\varphi}^{[L-1]}(t) - \varphi \circ \varphi^{[L-1]}(t) \\ &= \widehat{\varphi} \circ \widehat{\varphi}^{[L-1]}(t) - \widehat{\varphi} \circ \varphi^{[L-1]}(t) + \widehat{\varphi} \circ \varphi^{[L-1]}(t) - \varphi \circ \varphi^{[L-1]}(t),\end{aligned}$$

and then use the definition of $\widehat{\varphi}$ to simplify the first term on the RHS of the final equation (via direct algebraic manipulation) to

$$\widehat{\varphi} \circ \widehat{\varphi}^{[L-1]}(t) - \widehat{\varphi} \circ \varphi^{[L-1]}(t) = \frac{\widehat{\varphi}^{[L-1]}(t) - \varphi^{[L-1]}(t)}{\left(1 + \frac{1}{3\pi} \varphi^{[L-1]}(t)\right) \left(1 + \frac{1}{3\pi} \widehat{\varphi}^{[L-1]}(t)\right)}.$$

This gives an expression for the difference $\widehat{\varphi}^{[L]}(t) - \varphi^{[L]}(t)$ as an affine function of the previous difference $\widehat{\varphi}^{[L-1]}(t) - \varphi^{[L-1]}(t)$:

$$\widehat{\varphi}^{[L]}(t) - \varphi^{[L]}(t) = \frac{\widehat{\varphi}^{[L-1]}(t) - \varphi^{[L-1]}(t)}{\left(1 + \frac{1}{3\pi} \varphi^{[L-1]}(t)\right) \left(1 + \frac{1}{3\pi} \widehat{\varphi}^{[L-1]}(t)\right)} + \widehat{\varphi} \circ \varphi^{[L-1]}(t) - \varphi \circ \varphi^{[L-1]}(t),$$

and unraveling inductively, we obtain

$$\widehat{\varphi}^{[L]}(t) - \varphi^{[L]}(t) = \sum_{\ell=0}^{L-1} \left(\prod_{\ell'=\ell+1}^{L-1} \frac{1}{\left(1 + \frac{1}{3\pi} \widehat{\varphi}^{[\ell']}(t)\right) \left(1 + \frac{1}{3\pi} \varphi^{[\ell']}(t)\right)} \right) (\widehat{\varphi} - \varphi) \circ \varphi^{[\ell]}(t),$$

where for concision we write $(\widehat{\varphi} - \varphi)(t) = \widehat{\varphi}(t) - \varphi(t)$. Note that all the product coefficients in this expression are nonnegative numbers. Denoting by \tilde{C}_1 the constant attached to t^3 in the result Lemma F.13 and defining $C_1 = \max\{\tilde{C}_1, 1\}$, Lemma F.13 gives

$$\widehat{\varphi}^{[L]}(t) - \varphi^{[L]}(t) \leq C_1 \sum_{\ell=0}^{L-1} \left(\prod_{\ell'=\ell+1}^{L-1} \frac{1}{\left(1 + \frac{1}{3\pi} \widehat{\varphi}^{[\ell']}(t)\right) \left(1 + \frac{1}{3\pi} \varphi^{[\ell']}(t)\right)} \right) \left(\varphi^{[\ell]}(t)\right)^3. \quad (\text{F.4})$$

To prove (F.2), we will use a two-stage approach:

1. **(First pass)** First, we will control only the first factor in the product term in (F.4) using Lemma F.13, given that $\varphi \geq 0$ allows us to upper bound by the product term without the second factor. The resulting bound on the LHS of (F.4) will be weaker (in terms of its dependence on L) than (F.2).
2. **(Second pass)** After completing this control, we will have obtained a lower bound on $\varphi^{[L]}$; we can then return to (F.4) and use this lower bound to get control of both factors in the product term, which will allow us to sharpen our previous analysis and establish the claimed bound (F.2).

First pass. We have

$$\prod_{\ell'=\ell+1}^{L-1} \frac{1}{\left(1 + \frac{1}{3\pi} \widehat{\varphi}^{[\ell']}(t)\right)} = \frac{1 + \frac{(\ell+1)t}{3\pi}}{1 + \frac{Lt}{3\pi}}.$$

Tossing the product term involving $\varphi^{[\ell']}$ and applying Lemma F.2 in (F.4), we thus have a bound

$$\widehat{\varphi}^{[L]}(t) - \varphi^{[L]}(t) \leq \frac{C_1}{1 + \frac{Lt}{3\pi}} \sum_{\ell=0}^{L-1} \frac{t^3}{\left(1 + \frac{\ell t}{3\pi}\right)^2} + \frac{C_1 t / (3\pi)}{1 + \frac{Lt}{3\pi}} \sum_{\ell=0}^{L-1} \frac{t^3}{\left(1 + \frac{\ell t}{3\pi}\right)^3}.$$

For the first term in this expression, we calculate using an estimate from the integral test

$$\sum_{\ell=0}^{L-1} \frac{t^3}{\left(1 + \frac{\ell t}{3\pi}\right)^2} \leq t^3 + \int_0^L \frac{t^3}{\left(1 + \frac{\ell t}{3\pi}\right)^2} d\ell$$

$$\begin{aligned}
&= t^3 + 3\pi t^2 \left(1 - \frac{1}{1 + \frac{Lt}{3\pi}}\right) \\
&= t^3 + \frac{Lt^3}{1 + \frac{Lt}{3\pi}},
\end{aligned}$$

and for the second term, we calculate similarly

$$\begin{aligned}
\sum_{\ell=0}^{L-1} \frac{t^3}{\left(1 + \frac{\ell t}{3\pi}\right)^3} &\leq t^3 + \int_0^L \frac{t^3}{\left(1 + \frac{\ell t}{3\pi}\right)^3} d\ell \\
&= t^3 + \frac{3\pi t^2}{2} \left(1 - \frac{1}{\left(1 + \frac{Lt}{3\pi}\right)^2}\right) \\
&= t^3 + Lt^3 \frac{1 + \frac{Lt}{6\pi}}{\left(1 + \frac{Lt}{3\pi}\right)^2} \\
&\leq t^3 + \frac{Lt^3}{1 + \frac{Lt}{3\pi}}.
\end{aligned}$$

Combining these results gives

$$\begin{aligned}
\widehat{\varphi}^{[L]}(t) - \varphi^{[L]}(t) &\leq \frac{C_1 t^3}{\left(1 + \frac{Lt}{3\pi}\right)} + \frac{C_1 L t^3}{\left(1 + \frac{Lt}{3\pi}\right)^2} + \frac{C_1 t^4 / (3\pi)}{\left(1 + \frac{Lt}{3\pi}\right)} + \frac{C_1 L t^4 / (3\pi)}{\left(1 + \frac{Lt}{3\pi}\right)^2} \\
&\leq \frac{3\pi C_1 t}{L} \left(3\pi + 2t + \frac{1}{3\pi} t^2\right).
\end{aligned} \tag{F.5}$$

This bound gives us a nontrivial estimate as far out as $t = \pi$, but the result is weaker there than what we need. We can proceed with a bootstrapping approach to improve our result for large angles. To begin, we have shown via (F.5)

$$\varphi^{[L]}(t) \geq \widehat{\varphi}^{[L]}(t) - \frac{16\pi^2 C_1 t}{L}.$$

Let us write $t_0 = C/\sqrt{L}$, where $C > 0$ is a constant we will optimize below, and define

$$\check{\varphi}_L(t) = \begin{cases} \widehat{\varphi}^{[L]}(t) - \frac{16C_1\pi^2 t}{L} & 0 \leq t \leq t_0 \\ \widehat{\varphi}^{[L]}(t_0) - \frac{16C_1\pi^2 t_0}{L} & t_0 \leq t \leq \pi. \end{cases}$$

The notation here is justified by noticing that $\varphi^{[L]}$ is concave and nondecreasing, so that our previous estimates imply $\varphi^{[L]} \geq \check{\varphi}_L$. It follows

$$\widehat{\varphi}^{[L]} - \varphi^{[L]} \leq \widehat{\varphi}^{[L]} - \check{\varphi}_L.$$

Our previous bound (F.5) is an increasing function of t , and sufficient for $0 \leq t \leq t_0$. For $t \geq t_0$, we have

$$\widehat{\varphi}^{[L]}(t) - \check{\varphi}_L(t) \leq \frac{16C_1\pi^2 t_0}{L} + \widehat{\varphi}^{[L]}(t) - \widehat{\varphi}^{[L]}(t_0),$$

and we can calculate using increasingness of $\widehat{\varphi}^{[L]}$

$$\begin{aligned}
\widehat{\varphi}^{[L]}(t) - \widehat{\varphi}^{[L]}(t_0) &\leq \frac{\pi}{1 + L/3} - \frac{C}{\sqrt{L} + CL/(3\pi)} \\
&= \frac{\pi\sqrt{L} - C}{(1 + L/3)(\sqrt{L} + CL/(3\pi))}
\end{aligned}$$

$$\leq \frac{9\pi^2}{CL^{3/2}},$$

whence the bound

$$\begin{aligned} \widehat{\varphi}^{[L]} - \varphi^{[L]} &\leq \frac{\pi}{L^{3/2}} \left(16\pi C_1 C + \frac{9\pi}{C} \right) \\ &\leq \frac{24\pi^2 \sqrt{C_1}}{L^{3/2}} \end{aligned} \quad (\text{F.6})$$

valid on the entire interval $[0, \pi]$; the final inequality corresponds to the choice $C = \frac{3}{4\sqrt{C_1}}$.

Second pass. To start, with an eye toward the unused product term in (F.4), we have from (F.6)

$$1 + \frac{1}{3\pi} \varphi^{[L]}(t) \geq 1 + \frac{1}{3\pi} \widehat{\varphi}^{[L]}(t) - \frac{8\pi\sqrt{C_1}}{L^{3/2}}.$$

Using the numerical inequality $e^{-2x} \leq 1 - x$, valid for $0 \leq x \leq 1/2$ at least, we have if $L \geq (256\pi^2 C_1)^{1/3}$

$$1 + \frac{1}{3\pi} \varphi^{[L]}(t) \geq \exp\left(-\frac{16\pi\sqrt{C_1}}{L^{3/2}}\right) \left(1 + \frac{1}{3\pi} \widehat{\varphi}^{[L]}(t)\right).$$

Applying this bound to terms in the second product term in (F.4) with index $\ell \geq \lceil (256\pi^2 C_1)^{1/3} \rceil \equiv r(C_1)$, we therefore have ¹¹

$$\begin{aligned} \widehat{\varphi}^{[L]}(t) - \varphi^{[L]}(t) &\leq C_1 \sum_{\ell=0}^{L-1} \left(\varphi^{[\ell]}(t)\right)^3 \left(\prod_{\ell'=\max\{r(C_1), \ell+1\}}^{L-1} \frac{1}{\left(1 + \frac{1}{3\pi} \widehat{\varphi}^{[\ell']}(t)\right) \left(1 + \frac{1}{3\pi} \varphi^{[\ell']}(t)\right)} \right) \\ &\leq C_1 \sum_{\ell=0}^{L-1} \left(\varphi^{[\ell]}(t)\right)^3 \exp\left(16\pi\sqrt{C_1} \sum_{\ell'=\max\{r(C_1), \ell+1\}}^{L-1} \frac{1}{(\ell')^{3/2}}\right) \\ &\quad \times \left(\prod_{\ell'=\max\{r(C_1), \ell+1\}}^{L-1} \frac{1}{\left(1 + \frac{1}{3\pi} \widehat{\varphi}^{[\ell']}(t)\right)^2} \right) \\ &= C_1 e^{16\pi\sqrt{C_1}\zeta(3/2)} \sum_{\ell=0}^{L-1} \left(\varphi^{[\ell]}(t)\right)^3 \left(\frac{1 + \frac{\max\{r(C_1), \ell+1\}t}{3\pi}}{1 + \frac{Lt}{3\pi}} \right)^2 \\ &= \frac{C_1 e^{16\pi\sqrt{C_1}\zeta(3/2)}}{\left(1 + \frac{Lt}{3\pi}\right)^2} \left(\left(1 + \frac{(r(C_1) - 1)t}{3\pi}\right)^{2r(C_1)-2} \sum_{\ell=0}^{r(C_1)-2} \left(\varphi^{[\ell]}(t)\right)^3 \right. \\ &\quad \left. + \sum_{\ell=r(C_1)-1}^{L-1} \left(\varphi^{[\ell]}(t)\right)^3 \left(1 + \frac{(\ell+1)t}{3\pi}\right)^2 \right). \end{aligned}$$

Now, since $\varphi \leq \widehat{\varphi}$, we have

$$\left(1 + \frac{(r(C_1) - 1)t}{3\pi}\right)^{2r(C_1)-2} \sum_{\ell=0}^{r(C_1)-2} \left(\varphi^{[\ell]}(t)\right)^3 \leq r(C_1)^2 t^3,$$

¹¹Although it has a different meaning in our argument at large, here and in some subsequent bounds $\zeta(x) = \sum_{n=1}^{\infty} n^{-x}$ denotes the Riemann zeta function. In this setting, we have $\zeta(3/2) \leq e$.

and

$$\begin{aligned}
\sum_{\ell=r(C_1)}^{L-1} \left(\varphi^{[\ell]}(t) \right)^3 \left(1 + \frac{(\ell+1)t}{3\pi} \right)^2 &\leq 2t^3 \sum_{\ell=0}^{L-1} \frac{1}{1 + \frac{\ell t}{3\pi}} \\
&\leq 2t^3 + 2t^3 \int_0^L \frac{1}{1 + \frac{\ell t}{3\pi}} d\ell \\
&= 2t^3 + 6\pi t^2 \log(1 + Lt/3\pi),
\end{aligned}$$

whence

$$\begin{aligned}
\widehat{\varphi}^{[L]}(t) - \varphi^{[L]}(t) &\leq \frac{C_1 e^{16\pi\sqrt{C_1}\zeta(3/2)}}{\left(1 + \frac{Lt}{3\pi}\right)^2} \left((2 + r(C_1)^2)t^3 + 6\pi t^2 \log(1 + Lt/3\pi) \right) \\
&\leq \frac{9\pi^2 C_1 e^{16\pi\sqrt{C_1}\zeta(3/2)}}{L^2} \left((2 + r(C_1)^2)t + 6\pi \log(1 + Lt/3\pi) \right) \\
&\leq 54\pi^3 C_1 (2 + r(C_1)^2) e^{16\pi\sqrt{C_1}\zeta(3/2)} \frac{\log(1 + L)}{L^2}.
\end{aligned}$$

In the final line, we are simply shuffling constants using $t \leq \pi$. This completes the proof of (F.2).

Derived estimates. The remaining claims can be derived from the main claim we have just established; we will do so now. Below, we write $C_0 = 54\pi^3 C_1 (2 + r(C_1)^2) e^{16\pi\sqrt{C_1}\zeta(3/2)}$. We will also assume $\ell \geq 1$.

We prove the claim about ξ_ℓ first. First, notice that for nonnegative numbers a, b , one has $1 - a + b \leq e^{2b}(1 - a)$ provided $a \leq 1/2$. Since $\varphi \leq \pi/2$, we have for each $\ell > 0$

$$\begin{aligned}
\xi_\ell(t) &\leq \prod_{\ell'=\ell}^{L-1} \left(1 - \frac{\widehat{\varphi}^{[\ell']}(t)}{\pi} + \frac{C_0 \log(1 + \ell')}{\pi(\ell')^2} \right) \\
&\leq \exp \left(2C_0 \sum_{\ell'=\ell}^{L-1} \frac{\log(1 + \ell')}{(\ell')^2} \right) \widehat{\xi}_\ell(t).
\end{aligned}$$

By the integral test estimate, we have for $\ell > 0$

$$\begin{aligned}
\sum_{\ell'=\ell}^{L-1} \frac{\log(1 + \ell')}{(\ell')^2} &\leq \frac{\log(1 + \ell)}{\ell^2} + \int_\ell^L \frac{\log(1 + \ell')}{(\ell')^2} d\ell' \\
&\leq \frac{\log(1 + \ell)}{\ell^2} + \log \left(\frac{1 + \frac{1}{\ell}}{1 + \frac{1}{L}} \right) + \log(1 + \ell)/\ell - \log(1 + L)/L \\
&\leq \frac{3 \log(1 + \ell)}{\ell},
\end{aligned}$$

where we applied $\log(1 + x) \leq x$ for all $x > -1$, whence for $\ell > 0$

$$\xi_\ell(t) \leq e^{6C_0 \log(1 + \ell)/\ell} \widehat{\xi}_\ell(t).$$

In particular, using the fact that $\log(1 + \ell)/\ell \leq 1$ and the estimate $e^{cx} \leq 1 + xe^c$ for $x \in [0, 1]$ (by convexity of the exponential function), we obtain

$$\xi_\ell(t) \leq \left(1 + e^{6C_0} \frac{\log(1 + \ell)}{\ell} \right) \widehat{\xi}_\ell(t), \quad (\text{F.7})$$

as claimed. The proof of the second inequality is very similar: first, repeated application of the chain rule gives

$$\dot{\varphi}^{[L]} = \prod_{\ell=0}^{L-1} \dot{\varphi} \circ \varphi^{[\ell]}.$$

Using the expression

$$\dot{\varphi}(t) = \frac{(1 - t/\pi) \sin t}{\sin \varphi(t)},$$

we can exploit a telescopic cancellation in the preceding expression for $\dot{\varphi}^{[L]}$, obtaining

$$\dot{\varphi}^{[L]} = \frac{\sin t}{\sin \varphi^{[L]}(t)} \prod_{\ell=0}^{L-1} \left(1 - \frac{\varphi^{[\ell]}(t)}{\pi}\right).$$

As the form of this upper bound is identical to the one we controlled for ξ_ℓ , only with a different constant factor, we can now apply the first part of that argument to the present setting, obtaining a bound

$$\dot{\varphi}^{(L)} \leq \frac{\sin t}{\sin \varphi^{[L]}(t)} \exp\left(\sum_{\ell=1}^{L-1} \widehat{\varphi}^{[\ell]} - \varphi^{[\ell]}\right) \exp\left(-\frac{1}{\pi} \sum_{\ell=0}^{L-1} \frac{t}{1 + \ell t/(3\pi)}\right)$$

where in simplifying we also used that $\varphi^{[0]} = \widehat{\varphi}^{[0]}$. To proceed, we split the first sum, obtaining for any index $1 \leq \ell_\star \leq L-1$

$$\begin{aligned} \sum_{\ell=1}^{L-1} \widehat{\varphi}^{[\ell]} - \varphi^{[\ell]} &= \sum_{\ell=1}^{\ell_\star-1} (\widehat{\varphi}^{[\ell]} - \varphi^{[\ell]}) + \sum_{\ell=\ell_\star}^{L-1} (\widehat{\varphi}^{[\ell]} - \varphi^{[\ell]}) \\ &\leq Ct \sum_{\ell=1}^{\ell_\star-1} \frac{1}{\ell} + 3C_0 \frac{\log(1 + \ell_\star)}{\ell_\star} \\ &\leq Ct \log(\ell_\star) + 3C_0 \frac{\log(1 + \ell_\star)}{\ell_\star} \\ &\leq C \log(1 + \ell_\star) \left(t + \frac{1}{\ell_\star}\right), \end{aligned}$$

where in the second line the bound on the first sum used (F5), and the second used the estimate we proved in the previous section and the integral test estimate above; in the third line we estimated the harmonic series with the integral test; and in the fourth line we worst-cased. Next, for any $t \leq 1/\ell_\star$, we have by the above

$$\sum_{\ell=1}^{L-1} \widehat{\varphi}^{[\ell]} - \varphi^{[\ell]} \leq C \log(1 + \ell_\star)/\ell_\star,$$

and because the RHS approaches 0 as $\ell_\star \rightarrow \infty$, for any $0 < \varepsilon \leq 1$ there is an integer $N(\varepsilon) > 0$ such that for all $\ell_\star \geq N$ we have

$$\sum_{\ell=1}^{L-1} \widehat{\varphi}^{[\ell]} - \varphi^{[\ell]} \leq \log(1 + \varepsilon).$$

In particular, obtaining a lower bound for the RHS by concavity of \log , it is sufficient to take $\ell_\star \geq C\varepsilon^{-2}$ for a suitably large absolute constant $C > 0$. To ensure there exists such a value of ℓ_\star , it suffices to choose $L \geq C\varepsilon^{-2}$ and therefore $t \leq C'\varepsilon^2$. In particular, plugging this estimate into our previous bound, we have shown that for any $\varepsilon > 0$, if $L \geq C'\varepsilon^{-2}$ then for all all $t \leq C\varepsilon^2$ we have

$$\dot{\varphi}^{[L]} \leq (1 + \varepsilon) \frac{\sin t}{\sin \varphi^{[L]}(t)} \exp\left(-\frac{1}{\pi} \sum_{\ell=0}^{L-1} \frac{t}{1 + \ell t/(3\pi)}\right).$$

We then calculate by an estimate from the integral test

$$\sum_{\ell=0}^{L-1} \frac{t}{1 + \ell t/(3\pi)} \geq \int_0^L \frac{t}{1 + \ell t/(3\pi)} d\ell = 3\pi \log(1 + Lt/(3\pi)),$$

which establishes under the previous conditions on L and t that

$$\dot{\varphi}^{[L]} \leq \frac{\sin t}{\sin \varphi^{[L]}(t)} \frac{1 + \varepsilon}{(1 + Lt/(3\pi))^3}.$$

To conclude, we need to simplify the sin ratio term. Using Lemma F.4, for any $0 < \varepsilon' \leq 1/2$, we have for $0 \leq t \leq C\varepsilon'$ that

$$\frac{\sin t}{\sin \varphi^{[L]}(t)} \leq (1 + 2\varepsilon')(1 + Lt/(3\pi)),$$

which suffices to prove the claim for small t after noting $(1 + 2\varepsilon')(1 + \varepsilon) = 1 + 2\varepsilon' + \varepsilon + 2\varepsilon'\varepsilon$, choosing whichever is smaller, and adjusting the preceding conditions on t and L (i.e. the absolute constants in the previous bounds may grow/shrink as necessary). To show the claimed bound on the entire interval $[0, \pi]$, we can follow exactly the argument above, but instead of partitioning the sum of errors $\widehat{\varphi}^{[\ell]} - \varphi^{[\ell]}$ as above we simply use bound the sum of errors as in the bound on $\widehat{\xi}_\ell$ previously to obtain a large constant in the numerator; the sin ratio is controlled in this case using the first conclusion in Lemma F.4, which is valid on the whole interval $[0, \pi]$.

Finally, we obtain the estimate on ψ by calculating using the estimate involving ξ_ℓ and $\widehat{\xi}_\ell$ that we proved earlier. First, we note that although we required $\ell > 0$ above, the fact that $\widehat{\varphi}^{[0]} = \varphi^{[0]}$ implies that we have an estimate $\xi_0 \leq (1 + \log(2)e^{6C_0})\widehat{\xi}_0$. We therefore have

$$\begin{aligned} \psi(t) &= \frac{n}{2} \sum_{\ell=0}^{L-1} \xi_\ell(t) \leq \frac{n}{2} \sum_{\ell=0}^{L-1} \left(1 + e^{6C_0} \log \frac{(1 + \ell)}{\ell}\right) \widehat{\xi}_\ell(t) \\ &\leq \widehat{\psi}(t) + (n/2)e^{6C_0} \left(\log(2)\widehat{\xi}_0(t) + \sum_{\ell=1}^{L-1} \frac{\log(1 + \ell)}{\ell} \widehat{\xi}_\ell(t) \right). \end{aligned}$$

It is easy to see that $\widehat{\xi}_\ell \leq 1$. Hence

$$\begin{aligned} \psi(t) &\leq \widehat{\psi}(t) + (n/2)e^{6C_0} \left(\log(2) + \sum_{\ell=1}^{L-1} \frac{\log(1 + \ell)}{\ell} \right) \\ &\leq \widehat{\psi}(t) + ne^{6C_0} \left(\log(2) + \sum_{\ell=2}^{L-1} \frac{\log(\ell)}{\ell} \right) \\ &\leq \widehat{\psi}(t) + ne^{6C_0} \left(2\log(2) + \int_{\ell=2}^{L-1} \frac{\log(\ell)}{\ell} d\ell \right) \\ &\leq \widehat{\psi}(t) + ne^{6C_0} (2\log(2) - (1/2)\log^2 2 + (1/2)\log^2(L - 1)) \\ &\leq \widehat{\psi}(t) + 4ne^{6C_0} \log^2 L, \end{aligned}$$

where the final bound requires $L \geq 3$. ■

Lemma F.4. For $\ell \in \mathbb{N}_0$, one has for $t \in [0, \pi]$

$$\frac{\sin(t)}{\sin(\varphi^{[\ell]}(t))} \leq 3(1 + \ell t/(3\pi))$$

and there exists an absolute constant $C > 0$ such that for any $0 < \varepsilon \leq 1/2$, if $0 \leq t \leq C\varepsilon$ one has

$$\frac{\sin(t)}{\sin(\varphi^{[\ell]}(t))} \leq (1 + 2\varepsilon)(1 + \ell t/(3\pi)).$$

Proof. We prove the bound on $[0, \pi]$ first. Because $t \mapsto t^{-1} \sin t$ is decreasing on $[0, \pi]$, we apply Lemma G.6 to get

$$\begin{aligned} \frac{\sin(t)}{\sin(\varphi^{[\ell]}(t))} &\leq \frac{t}{\varphi^{[\ell]}(t)} \\ &\leq \frac{t}{\frac{t}{1 + \ell t/(\pi)}} \\ &= 1 + \ell t/(\pi) \leq 3(1 + \ell t/(3\pi)). \end{aligned}$$

Now fix $0 < \varepsilon \leq 1/2$. We claim that there is an absolute constant $C > 0$ such that if $t \leq C\varepsilon$, we have

$$\varphi^{[\ell]}(t) \geq (1 - \varepsilon)\widehat{\varphi}^{[\ell]}(t).$$

Assuming this claim, we have for $t \leq C\varepsilon$

$$\begin{aligned} \frac{\sin(t)}{\sin(\varphi^{[\ell]}(t))} &\leq \frac{t}{\varphi^{[\ell]}(t)} \\ &\leq \frac{t}{(1 - \varepsilon)\widehat{\varphi}^{[\ell]}(t)} \\ &\leq \frac{1}{1 - \varepsilon}(1 + \ell t/(3\pi)) \\ &\leq (1 + 2\varepsilon)(1 + \ell t/(3\pi)), \end{aligned}$$

which is enough to conclude after rescaling. Now we want to show the claim. Let $C_0 = \max\{1, C_1\}$ where C_1 denotes the constant on t^3 in Lemma F.13. We first notice that

$$\begin{aligned} \varphi(t) &\geq \widehat{\varphi}(t) - C_0 t^3 \\ &= \frac{t}{1 + t/(3\pi)} - C_0 t^3 \\ &= \frac{t}{1 + t/(3\pi)} - \frac{t}{1 + \pi/(3\pi)} \frac{4}{3} C_0 t^2 \\ &\geq \left(1 - \frac{4C_0}{3} t^2\right) \frac{t}{1 + t/(3\pi)}. \end{aligned}$$

We are going to proceed with an induction-like approach. Put $\varepsilon_1 = 4C_0 t^2/3$, and choose $t \leq \sqrt{3/(4C_0)}$ so that $1 - \varepsilon_1 \geq 0$. Supposing that it holds $\varphi^{[\ell-1]} \geq (1 - \varepsilon_{\ell-1})\widehat{\varphi}^{[\ell-1]}(t)$ for a positive $\varepsilon_{\ell-1}$ such that $1 - \varepsilon_{\ell-1} \geq 0$ (we have shown there is such ε_1 and controlled it), we have by some applications of the induction hypothesis, Lemma F.1, and the previous small- t estimate (we use below that $t \leq \sqrt{3/(4C_0)}$)

$$\begin{aligned} \varphi^{[\ell]}(t) &\geq \left(1 - \frac{4C_0}{3} \left(\varphi^{[\ell-1]}(t)\right)^2\right) \widehat{\varphi}(\varphi^{[\ell-1]}(t)) \\ &= \left(1 - \frac{4C_0}{3} \left(\varphi^{[\ell-1]}(t)\right)^2\right) \frac{(1 - \varepsilon_{\ell-1}) \frac{t}{1 + (\ell-1)t/(3\pi)}}{1 + (3\pi)^{-1} (1 - \varepsilon_{\ell-1}) \frac{t}{1 + (\ell-1)t/(3\pi)}} \\ &\geq \left(1 - \frac{4C_0}{3} \frac{t^2}{(1 + (\ell-1)t/(3\pi))^2}\right) \frac{(1 - \varepsilon_{\ell-1})t}{1 + \ell t/(3\pi) - \varepsilon_{\ell-1} t/(3\pi)} \end{aligned}$$

$$\begin{aligned}
&\geq \left(1 - \frac{4C_0}{3} \frac{t^2}{(1 + (\ell - 1)t/(3\pi))^2}\right) (1 - \epsilon_{\ell-1}) \widehat{\varphi}^{[\ell]}(t) \\
&\geq \left(1 - \frac{4C_0}{3} \frac{t^2}{(1 + (\ell - 1)t/(3\pi))^2} - \epsilon_{\ell-1}\right) \widehat{\varphi}^{[\ell]}(t).
\end{aligned}$$

This shows that we can take $\epsilon_\ell = \epsilon_{\ell-1} + (4C_0/3)t^2/(1 + (\ell - 1)t/(3\pi))^2$ as long as this term is not larger than 1. Unraveling inductively to check, we get

$$\begin{aligned}
\epsilon_\ell &= \sum_{\ell'=0}^{\ell-1} \frac{4C_0}{3} \frac{t^2}{(1 + \ell't/(3\pi))^2} \\
&\leq \frac{4C_0}{3} t^2 \left(1 + \int_{\ell'=0}^{\ell-1} \frac{1}{(1 + \ell't/(3\pi))^2} d\ell'\right) \\
&\leq \frac{4C_0}{3} t^2 \left(1 + \frac{\ell - 1}{1 + (\ell - 1)t/(3\pi)}\right) \\
&\leq \frac{4C_0}{3} \left(\pi + \frac{1}{3\pi}\right) t \\
&= \frac{16\pi C_0}{3} t.
\end{aligned}$$

In particular, the induction is consistent as long as $t \leq 3/(16\pi C_0)$. Note as well that since $C_0 \geq 1$ we have $\sqrt{3/(4C_0)} \geq 3/(16\pi C_0)$. Thus by induction, we know that when $0 < \epsilon < 1$ and $t \leq \frac{3C_0\epsilon}{16\pi}$, we have

$$\varphi^{[\ell]}(t) \geq (1 - \epsilon) \widehat{\varphi}^{[\ell]}(t)$$

as claimed. ■

F.2 Sharp Lower Bound for ψ

Lemma F.5. *There is an absolute constant $C_0 > 0$ such that*

$$\psi(\pi) \leq \frac{n(L-1)}{8} + 6\pi n e^{6C_0} \log^2 L$$

Proof. Following Lemma F.3 (worsening constants slightly for convenience), we directly have

$$\psi(\pi) \leq \widehat{\psi}(\pi) + 6\pi n e^{6C_0} \log^2 L.$$

$\widehat{\psi}(t)$ has a closed form expression, by notice that

$$\begin{aligned}
\widehat{\xi}_\ell(t) &= \prod_{\ell'=\ell}^{L-1} \left(1 - \frac{\widehat{\varphi}^{[\ell']}(t)}{\pi}\right) \\
&= \prod_{\ell'=\ell}^{L-1} \left(1 - \frac{t/\pi}{1 + \ell't/(3\pi)}\right) \\
&= \prod_{\ell'=\ell}^{L-1} \frac{1 + (\ell' - 3)t/(3\pi)}{1 + \ell't/(3\pi)} \\
&= \frac{(1 + (\ell - 3)t/(3\pi))(1 + (\ell - 2)t/(3\pi))(1 + (\ell - 1)t/(3\pi))}{(1 + (L - 3)t/(3\pi))(1 + (L - 2)t/(3\pi))(1 + (L - 1)t/(3\pi))} \tag{F.8}
\end{aligned}$$

and

$$\begin{aligned}
\widehat{\psi}(t) &= \frac{n}{2} \sum_{\ell=0}^{L-1} \widehat{\xi}_\ell(t) \\
&= \frac{n}{2} \frac{\sum_{\ell=0}^{L-1} (3\pi + (\ell-3)t)(3\pi + (\ell-2)t)(3\pi + (\ell-1)t)}{(3\pi + (L-3)t)(3\pi + (L-2)t)(3\pi + (L-1)t)} \\
&= \frac{n}{2} \frac{1}{4t} \frac{\sum_{\ell=0}^{L-1} (3\pi + (\ell-3)t)(3\pi + (\ell-2)t)(3\pi + (\ell-1)t)(3\pi + \ell t)}{(3\pi + (L-3)t)(3\pi + (L-2)t)(3\pi + (L-1)t)} \\
&\quad - \frac{\sum_{\ell=0}^{L-1} (3\pi + (\ell-4)t)(3\pi + (\ell-3)t)(3\pi + (\ell-2)t)(3\pi + (\ell-1)t)}{(3\pi + (L-3)t)(3\pi + (L-2)t)(3\pi + (L-1)t)} \\
&= \frac{n}{8t} \frac{(3\pi + (L-4)t)(3\pi + (L-3)t)(3\pi + (L-2)t)(3\pi + (L-1)t)}{(3\pi + (L-3)t)(3\pi + (L-2)t)(3\pi + (L-1)t)} \\
&\quad - \frac{(3\pi - 4t)(3\pi - 3t)(3\pi - 2t)(3\pi - t)}{(3\pi + (L-3)t)(3\pi + (L-2)t)(3\pi + (L-1)t)} \\
&= \frac{n}{8t} (3\pi + (L-4)t) - \frac{n}{8t} \frac{(3\pi - 4t)(3\pi - 3t)(3\pi - 2t)(3\pi - t)}{(3\pi + (L-3)t)(3\pi + (L-2)t)(3\pi + (L-1)t)} \\
&= \frac{n(L-4)}{8} + \frac{n}{8t} \left(3\pi - \frac{(3\pi - 4t)(3\pi - 3t)(3\pi - 2t)(3\pi - t)}{(3\pi + (L-3)t)(3\pi + (L-2)t)(3\pi + (L-1)t)} \right) \tag{F.9}
\end{aligned}$$

From the second to the fourth line above, we used a telescopic series cancellation trick to sum. Then we get the claim as

$$\begin{aligned}
\psi(\pi) &\leq \widehat{\psi}(\pi) + 6\pi n e^{6C_0} \log^2 L \\
&= \frac{n(L-4)}{8} + \frac{3\pi n}{8t} + 6\pi n e^{6C_0} \log^2 L \\
&= \frac{n(L-1)}{8} + 6\pi n e^{6C_0} \log^2 L.
\end{aligned}$$

■

Lemma F.6. *When $L \geq 2$, we have for any $r > 0$*

$$\int_0^r \psi(t) dt \geq \frac{n(L-4)}{8} r + \frac{3\pi n}{8} \log\left(1 + \frac{L-2}{3\pi} r\right)$$

Proof. From Lemma F.2, we have $\varphi^{[\ell]}(t) \leq \frac{t}{1+t/(3\pi)}$. Thus we get

$$\begin{aligned}
\xi_\ell(t) &= \prod_{\ell'=\ell}^{L-1} \left(1 - \frac{1}{\pi} \varphi^{[\ell']}(t)\right) \\
&\geq \frac{(3\pi + (\ell-3)t)(3\pi + (\ell-2)t)(3\pi + (\ell-1)t)}{(3\pi + (L-3)t)(3\pi + (L-2)t)(3\pi + (L-1)t)}.
\end{aligned}$$

As a result, we have

$$\begin{aligned}
\psi(t) &= \frac{n}{2} \sum_{\ell=0}^{L-1} \xi_\ell(t) \\
&\geq \frac{n}{2} \frac{\sum_{\ell=0}^{L-1} (3\pi + (\ell-3)t)(3\pi + (\ell-2)t)(3\pi + (\ell-1)t)}{(3\pi + (L-3)t)(3\pi + (L-2)t)(3\pi + (L-1)t)}
\end{aligned}$$

$$\begin{aligned}
&= \frac{n}{2} \frac{1}{4t} \frac{\sum_{\ell=0}^{L-1} (3\pi + (\ell-3)t)(3\pi + (\ell-2)t)(3\pi + (\ell-1)t)(3\pi + \ell t)}{(3\pi + (L-3)t)(3\pi + (L-2)t)(3\pi + (L-1)t)} \\
&\quad - \frac{\sum_{\ell=0}^{L-1} (3\pi + (\ell-4)t)(3\pi + (\ell-3)t)(3\pi + (\ell-2)t)(3\pi + (\ell-1)t)}{(3\pi + (L-3)t)(3\pi + (L-2)t)(3\pi + (L-1)t)} \\
&= \frac{n}{8t} \frac{(3\pi + (L-4)t)(3\pi + (L-3)t)(3\pi + (L-2)t)(3\pi + (L-1)t)}{(3\pi + (L-3)t)(3\pi + (L-2)t)(3\pi + (L-1)t)} \\
&\quad - \frac{(3\pi - 4t)(3\pi - 3t)(3\pi - 2t)(3\pi - t)}{(3\pi + (L-3)t)(3\pi + (L-2)t)(3\pi + (L-1)t)} \\
&= \frac{n}{8t} (3\pi + (L-4)t) - \frac{n}{8t} \frac{(3\pi - 4t)(3\pi - 3t)(3\pi - 2t)(3\pi - t)}{(3\pi + (L-3)t)(3\pi + (L-2)t)(3\pi + (L-1)t)} \\
&= \frac{n(L-4)}{8} + \frac{n}{8t} \left(3\pi - \frac{(3\pi - 4t)(3\pi - 3t)(3\pi - 2t)(3\pi - t)}{(3\pi + (L-3)t)(3\pi + (L-2)t)(3\pi + (L-1)t)} \right) \\
&\stackrel{t' = \frac{t}{3\pi}}{=} \frac{n(L-4)}{8} + \frac{n}{8t'} \left(1 - \frac{(1-4t')(1-3t')(1-2t')(1-t')}{(1+(L-3)t')(1+(L-2)t')(1+(L-1)t')} \right) \\
&\geq \frac{n(L-4)}{8} + \frac{n}{8t'} \left(1 - \frac{(1-3t')(1-2t')(1-t')}{(1+(L-2)t')^3} \right) \\
&\quad + \frac{n}{8t'} \frac{4t'(1-3t')(1-2t')(1-t')}{(1+(L-3)t')(1+(L-2)t')(1+(L-1)t')} \\
&\geq \frac{n(L-4)}{8} + \frac{n}{8t'} \left(1 - \frac{1}{(1+(L-2)t')^3} \right) \\
&\stackrel{L' = L-2}{=} \frac{n(L-4)}{8} + \frac{n}{8} \frac{3L' + 3L'^2 t' + L'^3 t'^2}{(1+L't')^3} \\
&= \frac{n(L-4)}{8} + \frac{n}{8} \left(\frac{L'}{1+L't'} + \frac{L'}{(1+L't')^2} + \frac{L'}{(1+L't')^3} \right).
\end{aligned}$$

In the third and fourth lines above, we used a splitting and cancellation trick to sum similar to what we used in Lemma F.5. In moving from the seventh to the eighth line, we used the inequality $(x-1)(x+1) \leq x^2$ after splitting off a term that can be negative for large t' . In moving from the eighth to the ninth line, we used nonnegativity of the third summand and upper bounded the numerator of the term in the second summand. (In both of the previous simplifications, we are using that $t' \leq 1/3$.) The remaining simplifications obtain a common denominator in the second term and then cancel. Integrating, we thus find

$$\begin{aligned}
\int_0^r \psi(t) dt &\geq \frac{n(L-4)}{8} r + \frac{3\pi n}{8} \left(\log\left(1 + L' \frac{r}{3\pi}\right) + \left(1 - \frac{1}{1 + \frac{L'r}{3\pi}}\right) + \frac{1}{2} \left(1 - \frac{1}{(1 + \frac{L'r}{3\pi})^2}\right) \right) \\
&\stackrel{\text{when } L' \geq 0}{\geq} \frac{n(L-4)}{8} r + \frac{3\pi n}{8} \log\left(1 + \frac{L-2}{3\pi} r\right).
\end{aligned}$$

■

Lemma F.7. *There exists an absolute constant $C > 0$ such that when $L \geq 2$, we have for any $r > 0$*

$$\int_0^r (\psi(t) - \psi(\pi)) dt \geq \frac{3\pi n}{8} \log\left(1 + \frac{L-2}{3\pi} r\right) - Cnr \log^2 L$$

Proof. Following Lemma F.6 and Lemma F.5, we directly get

$$\int_0^r (\psi(t) - \psi(\pi)) dt \geq \int_0^r \psi(t) dt - \left(\frac{n(L-1)}{8} + 6\pi n e^{6C_0} \log^2 L \right) r$$

$$\begin{aligned}
&\geq \frac{3\pi n}{8} \log\left(1 + \frac{L-2}{3\pi} r\right) - 6\pi n e^{6C_0} \log^2 L r - \frac{3n}{8} r \\
&\geq \frac{3\pi n}{8} \log\left(1 + \frac{L-2}{3\pi} r\right) - \left(6\pi e^{6C_0} + \frac{3}{8}\right) nr \log^2 L
\end{aligned}$$

■

F.3 Nearly-Matching Upper Bound

Lemma F.8. *There exist absolute constants $C, C' > 0$ and absolute constants $K, K' > 0$ such that for any $0 < \varepsilon \leq 1$, if $L \geq K\varepsilon^{-3}$ then for any $0 \leq t \leq K'\varepsilon^3$ one has*

$$\psi(t) - \psi(\pi) \leq (1 + \varepsilon) \left(1 + \frac{18}{1 + (L-3)t/(3\pi)} + \frac{C \log^2(L)}{L}\right) \frac{n}{8} \frac{L-3}{1 + (L-3)t/(3\pi)}$$

and for any $0 \leq t \leq \pi$ one has

$$\psi(t) - \psi(\pi) \leq C' n \frac{L-3}{1 + (L-3)t/(3\pi)}.$$

Proof. We try to control the DC subtracted skeleton $\psi(t) - \psi(\pi)$ by its derivative $\dot{\psi}(t)$, which would require us to control the derivatives $\dot{\xi}_\ell(t)$ and further $\dot{\varphi}^{[\ell]}(t)$. Fix $0 < \varepsilon \leq 1/2$. When $L \geq C_0\varepsilon^{-2}$ for some constant $C_0 > 0$, Lemma F.3 provides sharp bound for $\dot{\varphi}^{[\ell]}(t)$ with

$$\begin{aligned}
\dot{\varphi}^{[\ell]}(t) &\leq \frac{1 + \varepsilon}{(1 + c\ell t)^2} & t \in [0, C'\varepsilon^2] \\
\dot{\varphi}^{[\ell]}(t) &\leq \frac{C_1}{(1 + c\ell t)^2} & t \in [0, \pi]
\end{aligned}$$

with absolute constants $C', C_1 > 0$ and $c = 1/(3\pi)$. For notation convenience, define $t_1 = C'\varepsilon^2$ and write

$$M_t = \begin{cases} 1 + \varepsilon & 0 \leq t \leq t_1 \\ C_1 & \text{otherwise.} \end{cases}$$

We can compactly write the previous two bounds together as

$$\dot{\varphi}^{[\ell]}(t) \leq \frac{M_t}{(1 + c\ell t)^2}.$$

This allows us to separate $\psi(t) - \psi(\pi)$ into two components $\psi(t) - \psi(t_1)$ and $\psi(t_1) - \psi(\pi)$, where we get the correct constant $1 + \varepsilon$ in the first component and control the second component by the fact that ψ becomes sharp when L is large, making the difference between $\psi(t_1)$ and $\psi(\pi)$ negligible

Now, for $\ell \geq 4$, with $c = \frac{1}{3\pi}$, we have

$$\begin{aligned}
|\dot{\xi}_\ell(t)| &= \frac{\xi_\ell(t)}{\pi} \sum_{\ell'=\ell}^{L-1} \frac{\dot{\varphi}^{[\ell']}}{1 - \varphi^{[\ell']}/\pi} \\
&\leq \frac{\xi_\ell(t)}{\pi} \sum_{\ell'=\ell}^{L-1} \frac{\dot{\varphi}^{[\ell']}}{1 - \frac{t/\pi}{1 + c\ell' t}} \\
&= \frac{\xi_\ell(t)}{\pi} \sum_{\ell'=\ell}^{L-1} \frac{1 + c\ell' t}{1 + c(\ell' - 3)t} \dot{\varphi}^{[\ell']}
\end{aligned}$$

$$\leq \frac{\xi_\ell(t)}{\pi} \sum_{\ell'=\ell}^{L-1} \frac{1+c\ell't}{1+c(\ell'-3)t} \frac{M_t}{(1+c\ell't)^2}$$

Let $c_{1,\ell} = 1 + e^{6C_0 \frac{\log(1+\ell)}{\ell}}$. (F.3) and (F.8) provide control for $\xi_\ell(t)$ and we have

$$\begin{aligned} |\dot{\xi}_\ell(t)| &\leq \frac{c_{1,\ell}}{\pi} \frac{(1+c(\ell-3)t)(1+c(\ell-2)t)(1+c(\ell-1)t)}{(1+c(L-3)t)(1+c(L-2)t)(1+c(L-1)t)} \sum_{\ell'=\ell}^{L-1} \frac{1+c\ell't}{1+c(\ell'-3)t} \frac{M_t}{(1+c\ell't)^2} \\ &\leq \frac{c_{1,\ell} M_t}{\pi} \frac{(1+c(\ell-3)t)(1+c(\ell-2)t)(1+c(\ell-1)t)}{(1+c(L-3)t)(1+c(L-2)t)(1+c(L-1)t)} \int_{\ell'=\ell-1}^{L-1} \frac{1}{(1+c(\ell'-2)t)^2} d\ell' \\ &\leq \frac{c_{1,\ell} M_t}{\pi} \frac{(1+c(\ell-3)t)(1+c(\ell-2)t)(1+c(\ell-1)t)}{(1+c(L-3)t)(1+c(L-2)t)(1+c(L-1)t)} \frac{L-\ell}{(1+c(L-3)t)(1+c(\ell-3)t)} \\ &\leq \frac{M_t}{\pi} \frac{(1+c(\ell-2)t)(1+c(\ell-1)t)(L-\ell)}{(1+c(L-3)t)^2(1+c(L-2)t)(1+c(L-1)t)} \\ &\quad + \frac{C \log(1+\ell)/\ell}{\pi} \frac{L}{(1+c(L-3)t)^2}. \end{aligned}$$

In moving from the fifth to the sixth line, we used that $(1+c(\ell-3)t)(1+c(\ell)t) = 1+c(2\ell-3)t+c^2(\ell-3)\ell t^2 \geq 1+c(2\ell-4)t+c^2(\ell^2-4\ell+4)t^2 = (1+c(\ell-2)t)^2$ provided $\ell \geq 4$ and subsequently the integral test. In the splitting in the last line, we used that M_t is always bounded by a (very large) absolute constant, and worst-cased (as this term will be sub-leading in L).

To control derivatives of ψ , we need to control sums of the derivatives above. We will derive some further estimates for this purpose. First, we calculate

$$\begin{aligned} &\sum_{\ell=1}^{L-1} (1+c(\ell-2)t)(1+c(\ell-1)t)(L-\ell) \\ &= \sum_{\ell=1}^{L-1} ((L-\ell) + (L-\ell)(2\ell-3)ct + (L-\ell)(\ell-1)(\ell-2)c^2t^2) \\ &= \frac{L(L-1)}{2} + \frac{L(L-1)(L-\frac{7}{2})}{3} ct + \frac{L(L-1)(L-2)(L-3)}{12} c^2t^2 \\ &\leq \left(\frac{\frac{L(L-1)}{2} + \frac{L(L-1)(L-\frac{7}{2})}{3} ct}{\frac{L(L-3)}{12}(1+c(L-1)t)(1+c(L-2)t)} + 1 \right) \frac{L(L-3)}{12} (1+c(L-1)t)(1+c(L-2)t) \\ &\leq \left(\frac{6\frac{L-1}{L-3} + 4ct(L-1)}{(1+c(L-1)t)(1+c(L-2)t)} + 1 \right) \frac{L(L-3)}{12} (1+c(L-1)t)(1+c(L-2)t). \end{aligned}$$

If $L \geq 4$, we can simplify a term in the last line of the previous expression as

$$\frac{6\frac{L-1}{L-3} + 4ct(L-1)}{(1+c(L-1)t)(1+c(L-2)t)} \leq \frac{18}{1+c(L-1)t},$$

and under $L \geq 4$ we also have

$$\sum_{\ell=2}^{L-1} \frac{\log(1+\ell)}{\ell} \lesssim \log(L) \int_{\ell=1}^{L-1} \frac{1}{\ell} \lesssim \log^2 L.$$

Applying the upper bound from before and adding some terms to the sum (because all terms are nonnegative), we get

$$\pi \sum_{\ell=4}^{L-1} |\dot{\xi}_\ell(t)| \leq \left(1 + \frac{18}{1+c(L-1)t} \right) \frac{L(L-3)}{12} \frac{M_t}{(1+c(L-3)t)^2} + \frac{CL \log^2 L}{(1+c(L-3)t)^2}. \quad (\text{F.10})$$

From Lemma G.9, for $\ell = \{0, 1, 2, 3\}$, we can bound $\xi_\ell(t) \leq \frac{1+\ell t/\pi}{1+Lt/\pi}$. Using that ξ_ℓ is decreasing for all $\ell \geq 0$ and nonnegative, for $t, t' \in [0, \pi], t' \geq t$, we are now able to control the DC subtracted skeleton as

$$\begin{aligned}
\psi(t) - \psi(t') &\leq \frac{n}{2} \frac{4 + (0 + 1 + 2 + 3)t/\pi}{1 + Lt/\pi} - \frac{n}{2} \sum_{\ell=4}^{L-1} \int_{v=t}^{t'} \xi_\ell(v) dv \\
&\leq \frac{2 + 3t/\pi}{1 + Lt/\pi} n \\
&\quad + \frac{n}{2\pi} \int_{v=t}^{t'} \left(\left(1 + \frac{18}{1 + c(L-1)v} \right) \frac{M_\nu L(L-3)/12}{(1 + c(L-3)v)^2} + \frac{CL \log^2 L}{(1 + c(L-3)v)^2} \right) dv \\
&\leq \frac{2 + 3t/\pi}{1 + Lt/\pi} n + \frac{n}{2\pi} \int_{v=t}^{t'} \frac{L \left(\left(1 + \frac{18}{1 + c(L-1)t} \right) \frac{M_{t'}(L-3)}{12} + C \log^2 L \right)}{(1 + c(L-3)v)^2} dv \\
&\leq \frac{2 + 3t/\pi}{1 + Lt/\pi} n \\
&\quad + \frac{n}{2\pi} L \left(\left(1 + \frac{18}{1 + c(L-1)t} \right) \frac{M_{t'}(L-3)}{12} + C \log^2 L \right) \int_{v=t}^{\pi} \frac{1}{(1 + c(L-3)v)^2} dv.
\end{aligned}$$

From the second to the third line, we use the fact that M_ν is nondecreasing in ν . Thus we have

$$\begin{aligned}
\psi(t) - \psi(t') &\leq \frac{2 + 3t/\pi}{1 + Lt/\pi} n + \frac{n}{2\pi} \frac{L \left(\left(1 + \frac{18}{1 + c(L-1)t} \right) \frac{M_{t'}(L-3)}{12} + C \log^2(L) \right) \nu}{1 + c(L-3)\nu} \Big|_{\nu=t}^{\pi} \\
&\leq \frac{5n}{1 + Lt/\pi} + \frac{n}{2} \frac{L \left(\left(1 + \frac{18}{1 + c(L-1)t} \right) \frac{M_{t'}(L-3)}{12} + C \log^2(L) \right)}{(1 + c(L-3)t)(1 + c(L-3)\pi)} \\
&\leq \frac{5n}{1 + Lt/\pi} + \frac{L-3}{1 + c(L-3)\pi} \frac{M_{t'} n L \left(1 + \frac{18}{1 + c(L-1)t} + \frac{12C \log^2(L)}{L-3} \right)}{24} \\
&\leq \frac{n}{8} \frac{LM_{t'}}{1 + c(L-3)t} \left(1 + \frac{18}{1 + c(L-1)t} + \frac{12C \log^2 L}{L-3} \right) + \frac{5n}{1 + Lt/\pi} \\
&\leq \frac{nM_{t'}}{8} \frac{L-3}{1 + c(L-3)t} \left(1 + \frac{18}{1 + c(L-1)t} + \frac{C \log^2(L)}{L-3} \right) \\
&\leq \frac{nM_{t'}}{8} \frac{L-3}{1 + c(L-3)t} \left(1 + \frac{18}{1 + c(L-3)t} + \frac{C \log^2(L)}{L} \right).
\end{aligned}$$

In moving from the second to the third line, we simplified/rearranged and used that $C_1 \geq 1$. In moving from the fourth to the fifth line, we replace the numerator of L in the leading term with $L-3+3$, then expand and simplify. In particular we have

$$\begin{aligned}
\psi(t_1) - \psi(\pi) &\leq \frac{nC_1}{8} \frac{1}{ct_1} \left(19 + \frac{C \log^2(L)}{L} \right) \\
&\leq \frac{C_1 C' (19 + C)}{8c\epsilon^2} n
\end{aligned}$$

and

$$\begin{aligned}
\psi(t) - \psi(t_1) &\leq \frac{n(1+\epsilon)}{8} \frac{1}{ct} \left(1 + \frac{18}{1 + c(L-3)t} + \frac{C \log^2(L)}{L} \right) \\
&\leq \frac{n(1+\epsilon)}{8} \frac{L-3}{1 + c(L-3)t} \left(1 + \frac{18}{1 + c(L-3)t} + \frac{C \log^2(L)}{L} \right).
\end{aligned}$$

This inequality holds for all t because when $t \geq t_1$, the left hand side is negative. Notice that when $t \leq \epsilon^3/(2C_1C'(19+C))$ and $L-3 \geq C_1C'(19+C)/(c\epsilon^3)$, we would have

$$\begin{aligned} \frac{C_1C'(19+C)}{8c\epsilon^2}n &= \epsilon \frac{n}{8} \frac{L-3}{2c(L-3)\epsilon^3/(2C_1C'(19+C))} \\ &\leq \epsilon \frac{n}{8} \frac{L-3}{1+c(L-3)\epsilon^3/(2C_1C'(19+C))} \\ &\leq \frac{n\epsilon}{8} \frac{L-3}{1+c(L-3)t}. \end{aligned}$$

Thus when $L \geq C_1C'(19+C)/(c\epsilon^3) + 3$, for $t \leq \epsilon^3/(2C_1C'(19+C))$,

$$\begin{aligned} \psi(t) - \psi(\pi) &= \psi(t) - \psi(t_1) + \psi(t_1) - \psi(\pi) \\ &\leq \frac{n(1+2\epsilon)}{8} \frac{L-3}{1+c(L-3)t} \left(1 + \frac{18}{1+c(L-3)t} + \frac{C \log^2(L)}{L} \right). \end{aligned}$$

Combining the results and notice that we can absorb the factor of 2 into constants by defining $\epsilon' = 2\epsilon$ would give us the claim. ■

Lemma F.9. *There exist absolute constants $C, C' > 0$ and $K, K' > 0$ such that for any $0 < \epsilon \leq 1$, if $L \geq K\epsilon^{-3}$, for any $0 \leq a \leq b \leq \pi$, one has*

$$\int_a^b (\psi(t) - \psi(\pi))dt \leq Cn \log \left(\frac{1 + (L-3)b/(3\pi)}{1 + (L-3)a/(3\pi)} \right). \quad (\text{F.11})$$

And if $r > 0$ satisfies $r \leq K'\epsilon^3$, one further has

$$\int_r^b (\psi(t) - \psi(\pi))dt \leq (1+\epsilon) \frac{3\pi n}{8} \log \left(\frac{1 + (L-3)b/(3\pi)}{1 + (L-3)r/(3\pi)} \right) + C'n \log(\pi/(K'\epsilon^3)). \quad (\text{F.12})$$

Proof. (F.11) follows directly from Lemma F.8 and integration. To achieve an upper bound for integral from r to b , we cut the integral at $t_1 = K'\epsilon^3$ and apply bounds from Lemma F.8 separately. Specifically, set $b' = \min\{b, t_1\}$, from Lemma F.8 and (F.11) we would have

$$\begin{aligned} \int_r^b (\psi(t) - \psi(\pi))dt &= \int_r^{b'} (\psi(t) - \psi(\pi))dt + \int_{b'}^b (\psi(t) - \psi(\pi))dt \\ &\leq (1+\epsilon) \left(1 + \frac{C \log^2(L)}{L} \right) \frac{3\pi n}{8} \log \left(\frac{1 + (L-3)b'/(3\pi)}{1 + (L-3)r/(3\pi)} \right) \\ &\quad + \int_r^b \frac{18n(1+\epsilon)}{8} \frac{L-3}{(1+(L-3)t/(3\pi))^2} dt + C'n \log \left(\frac{1 + (L-3)b/(3\pi)}{1 + (L-3)b'/(3\pi)} \right) \\ &\leq (1+\epsilon) \left(1 + \frac{C \log^2(L)}{L} \right) \frac{3\pi n}{8} \log \left(\frac{1 + (L-3)b/(3\pi)}{1 + (L-3)r/(3\pi)} \right) + \frac{9n}{2(3\pi)^2} + C'n \log(b/b') \\ &\leq (1+\epsilon) \frac{3\pi n}{8} \log \left(\frac{1 + (L-3)b/(3\pi)}{1 + (L-3)r/(3\pi)} \right) + 2 \frac{C \log^2(L)}{L} \frac{3\pi n}{8} \log(1 + (L-3)\pi/(3\pi)) \\ &\quad + \frac{n}{2\pi^2} + C'n \log(\pi/t_1) \\ &\leq (1+\epsilon) \frac{3\pi n}{8} \log \left(\frac{1 + (L-3)b/(3\pi)}{1 + (L-3)r/(3\pi)} \right) + \frac{C \log^3(L)}{L} + C'n \log(\pi/(K'\epsilon^{-3})). \end{aligned}$$

(F.12) then follows by setting $L \geq K\epsilon^{-3}$ for some $K > 0$. ■

F.4 Higher Order Derivatives of ψ

Lemma F.10. *There exist absolute constants C, C' such that when $L \geq C$, we have for any $r \in [0, \pi]$,*

$$\max_{t \geq r} |\dot{\psi}(t)| \leq \frac{C'n}{r^2} \quad (\text{F.13})$$

and we can control the integration

$$\int_{t=0}^r t^3 |\dot{\psi}(t)| dt \leq C'nr^2 \quad (\text{F.14})$$

Proof. From (F.10) (we control $M_t \leq C$ for an absolute constant $C > 0$ in this context, so that we do not need to deal with the conditions on ε that appear there) and Lemma G.10, we have

$$\begin{aligned} |\dot{\psi}(t)| &\leq \frac{n}{2} \sum_{\ell=0}^3 |\dot{\xi}_\ell(t)| + \frac{Cn}{2} \left(\left(1 + \frac{18}{1 + (L-1)t/(3\pi)} \right) \frac{\frac{L(L-3)}{12}}{(1 + (L-3)t/(3\pi))^2} + \frac{L \log^2 L}{(1 + (L-3)t/(3\pi))^2} \right) \\ &\leq \frac{n}{2} \frac{12L}{1 + Lt/\pi} + \frac{Cn}{2} \left(\left(1 + \frac{18}{1 + (L-1)t/(3\pi)} \right) \frac{\frac{L(L-3)}{12}}{(1 + (L-3)t/(3\pi))^2} + \frac{L \log^2 L}{(1 + (L-3)t/(3\pi))^2} \right) \\ &\leq \frac{6\pi n}{t} + \frac{Cn}{2} \left(\frac{L(L-3)}{(L-3)^2 t^2} + \frac{L \log^2 L}{(L-3)^2 t^2} \right) \\ &\leq \frac{Cn}{t^2}. \end{aligned}$$

This directly get us (F.13) and (F.14). ■

Lemma F.11. *There exist absolute constants C, C' such that when $L \geq C$, we have for any $r > 0$*

$$\max_{t \geq r} |\ddot{\psi}(t)| \leq C' \frac{n}{r^3} \quad (\text{F.15})$$

and

$$\int_{t=0}^\pi t^6 |\ddot{\psi}(t)| dt \leq C'n.$$

Proof. Following Lemmas G.8, G.10 and G.11, we have

$$\dot{\xi}_\ell = -\frac{\xi_1}{\pi} \mathbb{1}_{\ell=0} - \frac{\xi_\ell}{\pi} \sum_{\ell'=\max\{1,\ell\}}^{L-1} \frac{\dot{\varphi}^{[\ell']}}{1 - \varphi^{[\ell']}/\pi} \quad (\text{F.16})$$

and

$$\begin{aligned} |\ddot{\xi}_\ell| &= -\frac{\xi_\ell}{\pi} \sum_{\ell'=\max\{1,\ell\}}^{L-1} \frac{\ddot{\varphi}^{[\ell']}}{1 - \varphi^{[\ell']}/\pi} + \frac{\xi_\ell}{\pi^2} \sum_{\substack{\ell', \ell''=\max\{1,\ell\} \\ \ell' \neq \ell''}}^{L-1} \frac{\dot{\varphi}^{[\ell']} \dot{\varphi}^{[\ell'']}}{(1 - \varphi^{[\ell']}/\pi)(1 - \varphi^{[\ell'']}/\pi)} \\ &\quad - \frac{2\xi_1}{\pi^2} \mathbb{1}_{\ell=0} \sum_{\ell'=1}^{L-1} \frac{\dot{\varphi}^{[\ell']}}{1 - \varphi^{[\ell']}/\pi} \\ &\leq \left| \frac{\xi_\ell}{\pi} \sum_{\ell'=\max\{1,\ell\}}^{L-1} \frac{\ddot{\varphi}^{[\ell']}}{1 - \varphi^{[\ell']}/\pi} \right| \end{aligned}$$

$$+ \frac{\xi_\ell}{\pi^2} \left(\sum_{\ell'=\max\{1,\ell\}}^{L-1} \frac{\dot{\varphi}^{[\ell']}}{1 - \varphi^{[\ell']}/\pi} \right)^2 + \left| \frac{2\xi_1}{\pi^2} \mathbb{1}_{\ell=0} \sum_{\ell'=1}^{L-1} \frac{\dot{\varphi}^{[\ell']}}{1 - \varphi^{[\ell']}/\pi} \right|,$$

where the diagonal is added to obtain the upper bound on the second term for the inequality. We compute $\ddot{\varphi}^{[\ell]}(t)$ as

$$\ddot{\varphi}^{[\ell]} = \left(\dot{\varphi}^{[\ell-1]} \right)^2 \ddot{\varphi} \circ \varphi^{[\ell-1]} + \ddot{\varphi}^{[\ell-1]} \dot{\varphi} \circ \varphi^{[\ell-1]}$$

and thus

$$\begin{aligned} \frac{\ddot{\varphi}^{[\ell]}}{\dot{\varphi}^{[\ell]}} &= \dot{\varphi}^{[\ell-1]} \frac{\ddot{\varphi}}{\dot{\varphi}} \circ \varphi^{[\ell-1]} + \frac{\ddot{\varphi}^{[\ell-1]}}{\dot{\varphi}^{[\ell-1]}} \\ &= \sum_{\ell'=0}^{\ell-1} \dot{\varphi}^{[\ell']} \frac{\ddot{\varphi}}{\dot{\varphi}} \circ \varphi^{[\ell']}, \end{aligned}$$

which gives

$$\left| \ddot{\varphi}^{[\ell]} \right| = \left| \dot{\varphi}^{[\ell]} \sum_{\ell'=0}^{\ell-1} \dot{\varphi}^{[\ell']} \frac{\ddot{\varphi}}{\dot{\varphi}} \circ \varphi^{[\ell']} \right|.$$

From Lemma F.14, we have $|\ddot{\varphi}| \leq c_1 = 4$ on $t \in [0, \pi]$ and $\dot{\varphi} \geq c_2 = \frac{1}{2}$ on $[0, \frac{\pi}{2}]$. As when $\ell > 0$, we have $\varphi^{[\ell]}(t) \leq \frac{\pi}{2}$, we separate the case when $\ell = 0$. From Lemma F.16 we get

$$\sum_{\ell'=0}^{\infty} \dot{\varphi}^{[\ell']}(t) \leq \frac{C}{t}.$$

Using the chain rule to get the expression for $\dot{\varphi}^{[\ell]}$, and concavity of φ to get that $\varphi(t) \geq t/2$, and decreasingness of $\dot{\varphi}$, we have

$$\begin{aligned} \left| \ddot{\varphi}^{[\ell]}(t) \right| &\leq |\ddot{\varphi}(t)| \prod_{\ell'=1}^{\ell-1} \dot{\varphi} \circ \varphi^{[\ell']}(t) + \frac{c_1}{c_2} \dot{\varphi}^{[\ell]}(t) \sum_{\ell'=1}^{\ell-1} \dot{\varphi}^{[\ell']}(t) \\ &\leq c_1 \prod_{\ell'=1}^{\ell-1} \dot{\varphi} \circ \varphi^{[\ell']}(t) + \frac{c_1}{c_2} \dot{\varphi}^{[\ell]}(t) \sum_{\ell'=1}^{\ell-1} \dot{\varphi}^{[\ell']}(t) \\ &\leq c_1 \prod_{\ell'=0}^{\ell-2} \dot{\varphi} \circ \varphi^{[\ell']} \circ \varphi(t) + \frac{C}{t} \dot{\varphi}^{[\ell]}(t) \\ &\leq c_1 \prod_{\ell'=0}^{\ell-2} \dot{\varphi} \circ \varphi^{[\ell']} (t/2) + \frac{C}{t} \dot{\varphi}^{[\ell]}(t) \\ &\leq 2c_1 \prod_{\ell'=0}^{\ell-1} \dot{\varphi} \circ \varphi^{[\ell']} (t/2) + \frac{C}{t} \dot{\varphi}^{[\ell]}(t/2) \\ &\leq 8\dot{\varphi}^{[\ell]}(t/2) + \frac{C}{t} \dot{\varphi}^{[\ell]}(t/2) \\ &\leq \frac{C}{t} \dot{\varphi}^{[\ell]}(t/2). \end{aligned} \tag{F.17}$$

From Lemma G.5, we know ξ_ℓ is monotonically decreasing, so $\xi_\ell(t) \leq \xi_\ell(t/2)$. Thus (proceeding from our previous bound)

$$\left| \frac{\xi_\ell(t)}{\pi} \sum_{\ell'=\max\{1,\ell\}}^{L-1} \frac{\dot{\varphi}^{[\ell']}(t)}{1 - \varphi^{[\ell']}(t)/\pi} \right| \leq \frac{C}{t} \left| \frac{\xi_\ell(t/2)}{\pi} \sum_{\ell'=\max\{1,\ell\}}^{L-1} \frac{\dot{\varphi}^{[\ell']}(t/2)}{1 - \varphi^{[\ell']}(t/2)/\pi} \right|$$

$$\leq \frac{2C}{t} \left| \frac{\xi_\ell(t/2)}{\pi} \sum_{\ell'=\max\{1,\ell\}}^{L-1} \frac{\dot{\varphi}^{[\ell']}(t/2)}{1 - \varphi^{[\ell']}(t/2)/\pi} \right|,$$

where in the second line we used that $1/2 \leq 1 - \varphi^{(\ell')}(t)/\pi \leq 1$ and the $t/2$ term is no smaller. Similarly, applying Lemma F.16 again, we get

$$\left| \frac{2\xi_1(t)}{\pi^2} \mathbb{1}_{\ell=0} \sum_{\ell'=1}^{L-1} \frac{\dot{\varphi}^{[\ell']}(t)}{1 - \varphi^{[\ell']}(t)/\pi} \right| \leq \frac{C}{t} \frac{\xi_1(t)}{\pi} \mathbb{1}_{\ell=0} \leq \frac{C}{t} \frac{\xi_1(t/2)}{\pi} \mathbb{1}_{\ell=0}$$

and

$$\begin{aligned} \frac{\xi_\ell(t)}{\pi^2} \left(\sum_{\ell'=\max\{1,\ell\}}^{L-1} \frac{\dot{\varphi}^{[\ell']}(t)}{1 - \varphi^{[\ell']}(t)/\pi} \right)^2 &\leq \xi_\ell(t) \left(\frac{C}{t} \frac{1}{1 + \ell t/(3\pi)} \right)^2 \\ &\leq \frac{C\xi_\ell(t)}{t^2} (1 + \ell t/(3\pi))^{-2} \end{aligned}$$

Combining all these bounds and applying Lemma G.9, we have obtained

$$\begin{aligned} |\ddot{\xi}_\ell(t)| &\leq \frac{C}{t} |\dot{\xi}_\ell(t/2)| + \frac{C'}{t^2} \frac{1}{1 + \ell t/\pi} \\ &\lesssim \frac{1}{t} |\dot{\xi}_\ell(t/2)| + \frac{1}{Lt^3}. \end{aligned}$$

Note this holds for all $\ell = 0, \dots, L-1$, so we directly get $|\ddot{\psi}(t)| \leq \frac{C}{t} |\dot{\psi}(t/2)| + \frac{nL}{2} \frac{C'}{Lt^3}$. Thus from Lemma F.10, there exists constant C, C'_1, C''_1 , when $L \geq C$, we have

$$\begin{aligned} \max_{t \geq r} |\ddot{\psi}(t)| &\leq \max_{t \geq r} \left(\frac{C''}{t} |\dot{\psi}(t/2)| + \frac{nL}{2} \frac{C'}{Lt^3} \right) \\ &\leq \frac{1}{r} \frac{C'_1}{(r/2)^2} n + C' \frac{n}{r^3}, \end{aligned}$$

which provides the bound for L^∞ control. For L^1 control, we have

$$\begin{aligned} \int_{t=r}^{\pi} t^6 |\ddot{\psi}(t)| dt &\leq \int_{t=0}^{\pi} t^6 \left(\frac{C}{t} |\dot{\psi}(t)| + \frac{nL}{2} \frac{C'}{Lt^3} \right) dt \\ &\leq C \int_{t=r}^{\pi} t^3 |\dot{\psi}(t/2)| dt + C'n \\ &\leq Cn, \end{aligned}$$

which finishes the proof. ■

Lemma F.12. *There exist absolute constants C, C' such that when $L \geq C$ we have for any $r > 0$*

$$\max_{t \geq r} |\ddot{\psi}(t)| \leq \frac{C'n}{r^4} \tag{F.18}$$

and

$$\int_{t=0}^{\pi} t^9 |\ddot{\psi}(t)| dt \leq C'n.$$

Proof. We calculate with the chain rule starting from the representation in Lemma G.8 (and use the triangle inequality)

$$\begin{aligned}
|\ddot{\xi}_\ell| &\leq \left| \frac{\xi_\ell}{\pi} \sum_{\ell'=\max\{1,\ell\}}^{L-1} \frac{\ddot{\varphi}^{[\ell']}}{1-\varphi^{[\ell']}/\pi} \right| + 3 \left| \frac{\xi_\ell}{\pi^2} \sum_{\substack{\ell',\ell''=\max\{1,\ell\} \\ \ell' \neq \ell''}}^{L-1} \frac{\ddot{\varphi}^{[\ell']}\dot{\varphi}^{[\ell'']}}{(1-\varphi^{[\ell']}/\pi)(1-\varphi^{[\ell'']}/\pi)} \right| \\
&+ \left| \frac{\xi_\ell}{\pi^3} \sum_{\substack{\ell',\ell'',\ell'''=\max\{1,\ell\} \\ \ell' \neq \ell'', \ell' \neq \ell''', \ell'' \neq \ell'''}}^{L-1} \frac{\ddot{\varphi}^{[\ell']}\dot{\varphi}^{[\ell'']}\dot{\varphi}^{[\ell''']}}{(1-\varphi^{[\ell']}/\pi)(1-\varphi^{[\ell'']}/\pi)(1-\varphi^{[\ell''']}/\pi)} \right| \\
&+ \left| \frac{\xi_1}{\pi^3} \mathbb{1}_{\ell=0} \sum_{\substack{\ell',\ell''=1 \\ \ell' \neq \ell''}}^{L-1} \frac{\ddot{\varphi}^{[\ell']}\dot{\varphi}^{[\ell'']}}{(1-\varphi^{[\ell']}/\pi)(1-\varphi^{[\ell'']}/\pi)} \right| + \left| \frac{3\xi_1}{\pi^2} \mathbb{1}_{\ell=0} \sum_{\ell'=1}^{L-1} \frac{\ddot{\varphi}^{[\ell']}}{1-\varphi^{[\ell']}/\pi} \right| \\
&\leq \left| \frac{\xi_\ell}{\pi} \sum_{\ell'=\max\{1,\ell\}}^{L-1} \frac{\ddot{\varphi}^{[\ell']}}{1-\varphi^{[\ell']}/\pi} \right| \\
&+ \frac{3\xi_\ell}{\pi^2} \sum_{\ell'=\max\{1,\ell\}}^{L-1} \frac{|\dot{\varphi}^{[\ell']}|}{1-\varphi^{[\ell']}/\pi} \sum_{\ell''=\max\{1,\ell\}}^{L-1} \frac{\dot{\varphi}^{[\ell'']}}{1-\varphi^{[\ell'']}/\pi} \\
&+ \frac{\xi_\ell}{\pi^3} \left(\sum_{\ell'=\max\{1,\ell\}}^{L-1} \frac{\dot{\varphi}^{[\ell']}}{1-\varphi^{[\ell']}/\pi} \right)^3 \\
&+ \frac{\xi_1}{\pi^3} \mathbb{1}_{\ell=0} \sum_{\ell'=1}^{L-1} \frac{|\dot{\varphi}^{[\ell']}|}{1-\varphi^{[\ell']}/\pi} \sum_{\ell''=1}^{L-1} \frac{\dot{\varphi}^{[\ell'']}}{1-\varphi^{[\ell'']}/\pi} + \left| \frac{3\xi_1}{\pi^2} \mathbb{1}_{\ell=0} \sum_{\ell'=1}^{L-1} \frac{\ddot{\varphi}^{[\ell']}}{1-\varphi^{[\ell']}/\pi} \right|. \tag{F.19}
\end{aligned}$$

Following (F.17) and Lemma F.16, we have

$$\sum_{\ell'=1}^{L-1} |\ddot{\varphi}^{[\ell']}(t)| \leq \sum_{\ell'=1}^{L-1} \frac{|\ddot{\varphi}^{[\ell']}(t)|}{1-\varphi^{[\ell']}(t)/\pi} \leq \frac{2C}{t} \sum_{\ell'=1}^{L-1} |\dot{\varphi}(t/2)| \leq C/t^2, \tag{F.20}$$

which leaves the main unresolved term in (F.19) to be $\ddot{\varphi}$. On the other hand, we have from the chain rule

$$\ddot{\varphi}^{[\ell]} = 3\dot{\varphi}^{[\ell-1]}\ddot{\varphi}^{[\ell-1]}(\ddot{\varphi} \circ \varphi^{[\ell-1]}) + (\dot{\varphi}^{[\ell-1]})^3 (\ddot{\varphi} \circ \varphi^{[\ell-1]}) + \ddot{\varphi}^{[\ell-1]} (\dot{\varphi} \circ \varphi^{[\ell-1]}).$$

Using the product expression $\dot{\varphi}^{[\ell]} = \dot{\varphi}^{[\ell-1]}\dot{\varphi} \circ \varphi^{[\ell-1]}$ and the triangle inequality, we have

$$\begin{aligned}
\left| \frac{\ddot{\varphi}^{[\ell]}}{\dot{\varphi}^{[\ell]}} \right| &\leq 3 \left| \ddot{\varphi}^{[\ell-1]} \frac{\ddot{\varphi}}{\dot{\varphi}} \circ \varphi^{[\ell-1]} \right| + (\dot{\varphi}^{[\ell-1]})^2 \left| \frac{\ddot{\varphi}}{\dot{\varphi}} \circ \varphi^{[\ell-1]} \right| + \left| \frac{\ddot{\varphi}^{[\ell-1]}}{\dot{\varphi}^{[\ell-1]}} \right| \\
&\leq \sum_{\ell'=1}^{\ell-1} \left(3 \left| \ddot{\varphi}^{[\ell']} \frac{\ddot{\varphi}}{\dot{\varphi}} \circ \varphi^{[\ell']} \right| + (\dot{\varphi}^{[\ell']})^2 \left| \frac{\ddot{\varphi}}{\dot{\varphi}} \circ \varphi^{[\ell']} \right| \right) + \left| \frac{\ddot{\varphi}}{\dot{\varphi}} \right|
\end{aligned}$$

where the second line uses induction. From Lemmas F.14 and F.15, we have $|\dot{\varphi}| \leq c_1 = 4$, $|\ddot{\varphi}| \leq c_4$ on $t \in [0, \pi]$ and $\dot{\varphi} \geq c_2 = \frac{1}{2}$, $\ddot{\varphi} \leq -c_3$ on $[0, \frac{\pi}{2}]$. Again, for $\ell > 0$, we have $\varphi^{[\ell]}(t) \leq \frac{\pi}{2}$. Applying (F.20) and Lemma F.16, we get

$$\left| \frac{\ddot{\varphi}^{[\ell]}(t)}{\dot{\varphi}^{[\ell]}(t)} \right| \leq 3 \frac{c_1}{c_2} \sum_{\ell'=1}^L |\ddot{\varphi}^{[\ell']}| + \frac{c_4}{c_2} \sum_{\ell'=1}^L (\dot{\varphi}^{[\ell']}(t))^2 + \frac{c_4}{\dot{\varphi}(t)}$$

$$\leq C/t^2 + \frac{c_4}{\dot{\varphi}(t)}.$$

Multiplying both side with $\dot{\varphi}^{[\ell]}$, we get the bound

$$\begin{aligned} \left| \ddot{\varphi}^{[\ell]}(t) \right| &\leq \frac{C}{t^2} \dot{\varphi}^{[\ell]}(t) + c_4 \prod_{\ell'=1}^{\ell-1} \dot{\varphi} \circ \varphi^{[\ell']}(t) \\ &\leq \frac{C}{t^2} \dot{\varphi}^{[\ell]}(t) + c_4 \prod_{\ell'=0}^{\ell-2} \dot{\varphi} \circ \varphi^{[\ell']} \circ \varphi(t) \\ &\leq \frac{C}{t^2} \dot{\varphi}^{[\ell]}(t) + 2c_4 \dot{\varphi}^{[\ell]}(t/2) \\ &\leq \frac{C}{t^2} \dot{\varphi}^{[\ell]}(t/2), \end{aligned}$$

where the justifications for this argument are very similar to those used in the proof of Lemma F.14.

Plugging bounds we have here back to (F.19). From Lemma F.16 and monotonicity of ξ_ℓ in Lemma G.5, we get

$$\begin{aligned} \left| \ddot{\xi}_\ell(t) \right| &\leq \left| \frac{\xi_\ell(t)}{\pi} \sum_{\ell'=\max\{1,\ell\}}^{L-1} \frac{C \dot{\varphi}^{[\ell]}(t/2)/t^2}{1 - \varphi^{[\ell']}(t)/\pi} \right| \\ &\quad + \frac{3\xi_\ell(t) C}{\pi^2 t^2} \sum_{\ell'=\max\{1,\ell\}}^{L-1} \frac{\dot{\varphi}^{[\ell']}(t)}{1 - \varphi^{[\ell']}(t)/\pi} + \frac{\xi_\ell(t)}{\pi^3} \left(\frac{C}{t} \right)^2 \sum_{\ell'=\max\{1,\ell\}}^{L-1} \frac{\dot{\varphi}^{[\ell']}(t)}{1 - \varphi^{[\ell']}(t)/\pi} \\ &\quad + \frac{\xi_1(t)}{\pi^3} \mathbb{1}_{\ell=0} \frac{C}{t} \sum_{\ell'=1}^{L-1} \frac{\dot{\varphi}^{[\ell']}(t)}{1 - \varphi^{[\ell']}(t)/\pi} + \left| \frac{3\xi_1(t)}{\pi^2} \mathbb{1}_{\ell=0} \sum_{\ell'=1}^{L-1} \frac{\ddot{\varphi}^{[\ell']}(t)}{1 - \varphi^{[\ell']}(t)/\pi} \right| \\ &\leq \frac{C}{t^2} \left| \frac{\xi_\ell(t)}{\pi} \sum_{\ell'=\max\{1,\ell\}}^{L-1} \frac{\ddot{\varphi}^{[\ell']}(t/2)}{1 - \varphi^{[\ell']}(t)/\pi} \right| + \frac{C\xi_1(t)}{t^2} \mathbb{1}_{\ell=0} \\ &\leq \frac{C}{t^2} \left| \frac{\xi_\ell(t/2)}{\pi} \sum_{\ell'=\max\{1,\ell\}}^{L-1} \frac{\ddot{\varphi}^{[\ell']}(t/2)}{1 - \varphi^{[\ell']}(t/2)/\pi} \right| + \frac{C\xi_1(t/2)}{t^2} \mathbb{1}_{\ell=0} \\ &= \frac{C}{t^2} \left| \dot{\xi}_\ell(t/2) \right| \end{aligned}$$

where from the second to third line we also use the fact that $1/2 \leq 1 - \varphi^{[\ell]}(t)/\pi \leq 1$ for all $\ell \geq 1$ and the last line follows from the formula of $\dot{\xi}_\ell$ in (F.16).

From our bounds of $\dot{\psi}(t)$ in (F.13), this leads to

$$\begin{aligned} \max_{t \geq r} \left| \ddot{\psi}(t) \right| &\leq \max_{t \geq r} \frac{C}{t^2} \left| \dot{\psi}(t/2) \right| \\ &\leq \frac{C}{r^2} \frac{C'}{(r/2)^2} \\ &= \frac{Cn}{r^4} \end{aligned}$$

and

$$\int_{t=0}^{\pi} t^9 \left| \ddot{\psi}(t) \right| dt \leq \int_{t=0}^{\pi} t^9 \frac{C}{t^2} \left| \dot{\psi}(t/2) \right| dt$$

$$\leq Cn,$$

as claimed. ■

F.5 Additional Proofs for Some Bounds

Lemma F.13. *There exists an absolute constant $C_1 > 0$ such that*

$$\widehat{\varphi}(t) - \varphi(t) \leq C_1 t^3.$$

Proof. From Lemma G.4, φ is 3 times continuously differentiable on $(0, \pi)$, and

$$\varphi(0) = 0, \quad \dot{\varphi}(0) = 1, \quad \ddot{\varphi}(0) = -\frac{2}{3\pi}.$$

It is easy to check that

$$\widehat{\varphi}(0) = 0, \quad \dot{\widehat{\varphi}}(0) = 1, \quad \ddot{\widehat{\varphi}}(0) = -\frac{2}{3\pi}.$$

Since the Taylor expansions of these two functions around 0 agree to third order, and both are 3 times continuously differentiable on $(0, \pi)$, we obtain by Lagrange's remainder theorem that for any $t \in [0, \pi)$,

$$\widehat{\varphi}(t) - \varphi(t) = \int_0^t \left(\ddot{\widehat{\varphi}}(s) - \ddot{\varphi}(s) \right) \frac{s^2}{2} ds \leq C_1 t^3$$

for some finite constant $C_1 = \sup_{t \in [0, \pi)} \left| \ddot{\widehat{\varphi}}(t) - \ddot{\varphi}(t) \right|$. At $t = \pi$ we have $\widehat{\varphi}(\pi) - \varphi(\pi) = \frac{\pi}{1+\pi/3} - \frac{\pi}{2} \leq 0$ hence the same bound holds for $t \in [0, \pi]$. ■

Lemma F.14. *One has*

$$\begin{aligned} \dot{\varphi}(t) &\geq \frac{1}{2}, \quad t \in [0, \frac{\pi}{2}] \\ |\ddot{\varphi}(t)| &\leq 4, \quad t \in [0, \pi] \end{aligned}$$

Proof. We know φ is monotonically increasing and concave on $[0, \pi]$, thus for $t \in [0, \pi/2]$,

$$\begin{aligned} \dot{\varphi}(t) &\geq \dot{\varphi}\left(\frac{\pi}{2}\right) \\ &= \frac{1/2}{\sin(\varphi(\pi/2))} \\ &\geq \frac{1}{2}. \end{aligned}$$

Using Lemma G.6 we also have for $t \in [0, \pi]$, $\dot{\varphi}(t) \leq \dot{\varphi}(0) = 1$,

$$\varphi(t) \geq \frac{t}{1+t/\pi} \geq \frac{t}{2},$$

and the first bound here can be used to obtain

$$t - \varphi(t) \leq \frac{t^2/\pi}{1+t/\pi} \leq t^2/\pi.$$

Thus since $\varphi \leq \pi/2$

$$\begin{aligned} \cos t \sin \varphi(t) - \dot{\varphi}(t) \sin t \cos \varphi(t) &\geq \cos t \sin \varphi(t) - \sin t \cos \varphi(t) \\ &\geq -\sin(t - \varphi(t)), \end{aligned}$$

and in particular, using the expression for $\ddot{\varphi}$ from Lemma G.4

$$\begin{aligned} -\ddot{\varphi}(t) &= -\left(1 - \frac{t}{\pi}\right) \frac{\cos t \sin \varphi(t) - \dot{\varphi}(t) \sin t \cos \varphi(t)}{\sin^2 \varphi(t)} + \frac{\sin t}{\pi \sin(\varphi(t))} \\ &\leq \left(1 - \frac{t}{\pi}\right) \frac{\sin(t - \varphi(t))}{\sin^2 \varphi(t)} + \frac{2}{\pi} \\ &\leq \frac{t^2/\pi}{\sin^2(t/2)} + \frac{2}{\pi} \\ &\leq \frac{t^2/\pi}{(t/\pi)^2} + \frac{2}{\pi} \\ &\leq 4. \end{aligned}$$

■

Lemma F.15. *There exist constants $c_3, c_4 > 0$ such that $\ddot{\varphi}(t) < -c_3$ for $t \in [0, \frac{\pi}{2}]$ and $|\ddot{\varphi}| \leq c_4$ for $t \in [0, \pi]$.*

Proof. The existence of c_3 follows from Lemma G.4 directly. The existence of c_4 follows from smoothness of φ on $(0, \pi)$ and the fact that $\ddot{\varphi}(0) = -\frac{1}{3\pi^2}$, $\ddot{\varphi}(\pi) = \frac{2}{\pi}$ both exist. ■

Lemma F.16. *There exists an absolute constant $C > 0$ such that for any $0 < t \leq \pi$ and $\ell \in \mathbb{N}_0$, one has*

$$\sum_{\ell'=\ell}^{\infty} \dot{\varphi}^{[\ell']}(t) \leq \frac{C}{t} \frac{1}{1 + \ell t/(3\pi)}$$

Proof. Using Lemma F.3, we have

$$\dot{\varphi}^{[\ell]}(t) \leq \frac{C}{(1 + \ell t/(3\pi))^2}.$$

We can then calculate

$$\begin{aligned} \sum_{\ell'=\ell}^{\infty} \dot{\varphi}^{[\ell']}(t) &\leq C \sum_{\ell'=\ell}^{\infty} \frac{1}{(1 + \ell' t/(3\pi))^2} \leq C \left(\frac{1}{1 + \ell t/(3\pi)} + \int_{\ell'=\ell}^{\infty} \frac{1}{(1 + \ell' t/(3\pi))^2} d\ell' \right) \\ &\leq C \left(\frac{1}{1 + \ell t/(3\pi)} + \frac{3\pi/t}{1 + \ell t/(3\pi)} \right) \\ &\leq \frac{C}{t} \frac{1}{1 + \ell t/(3\pi)}, \end{aligned}$$

as claimed. ■

G Auxiliary Results

Results in this section are reproduced from the literature for self-containedness, and for the most part are presented without proofs.

G.1 Certificates Imply Generalization

Theorem G.1 ([61, Theorem B.1], specialized slightly). *Let \mathcal{M} be a two curve problem instance. For any $0 < \delta \leq 1/e$, choose L so that*

$$L \geq C_1 \max\{C_\mu \log^9(1/\delta) \log^{24}(C_\mu n_0 \log(1/\delta)), \kappa^2 C_\lambda\},$$

let $N \geq L^{10}$, set $n = C_2 L^{99} \log^9(1/\delta) \log^{18}(Ln_0)$, and fix $\tau > 0$ such that

$$\frac{C_3}{nL^2} \leq \tau \leq \frac{C_4}{nL}.$$

Then if there exists a function $g \in L^2_{\mu^\infty}(\mathcal{M})$ such that

$$\|\Theta_\mu^{\text{NTK}}[g] - \zeta_0\|_{L^2_{\mu^\infty}(\mathcal{M})} \leq C_5 \frac{\sqrt{\log(1/\delta) \log(nn_0)}}{L \min\{\rho_{\min}^{q_{\text{cert}}}, \rho_{\min}^{-q_{\text{cert}}}\}}; \quad \|g\|_{L^2_{\mu^\infty}(\mathcal{M})} \leq C_6 \frac{\sqrt{\log(1/\delta) \log(nn_0)}}{n \rho_{\min}^{q_{\text{cert}}}}, \quad (\text{G.1})$$

with probability at least $1 - \delta$ over the random initialization of the network and the i.i.d. sample from μ , the parameters obtained at iteration $\lfloor L^{39/44}/(n\tau) \rfloor$ of gradient descent on the finite sample loss \mathcal{L}_{μ^N} yield a classifier that separates the two manifolds.

The constants $C_1, \dots, C_4 > 0$ depend only on the constants $q_{\text{cert}}, C_5, C_6 > 0$, the constants κ, C_λ are respectively the extrinsic curvature constant and the global regularity constant defined in [61, §2.1], and the constant C_μ is defined as $\max\{\rho_{\min}^q, \rho_{\min}^{-q}\}(1 + \rho_{\max})^6 (\min\{\mu(\mathcal{M}_+), \mu(\mathcal{M}_-)\})^{-11/2}$, where $q = 11 + 8q_{\text{cert}}$.

G.2 Concentration of the Initial Random Network and Its Gradients

Theorem G.2 (Corollary of [61, Theorem B.2, Lemma C.11]). *Let \mathcal{M} be a two curve problem instance. For any $d \geq K \log(nn_0 \text{len}(\mathcal{M}))$, if $n \geq K' d^4 L^5$ then one has on an event of probability at least $1 - e^{-cd}$*

$$\|\Theta - \Theta^{\text{NTK}}\|_{L^\infty(\mathcal{M} \times \mathcal{M})} \leq Cn/L,$$

where $c, C, K, K' > 0$ are absolute constants.

Lemma G.3 ([61, Lemma D.11]). *There are absolute constants $K, K' > 0$ such that if $d \geq K \log(nn_0 \text{len}(\mathcal{M}))$ and $n \geq K' d^4 L$, then*

$$\mathbb{P}\left[\|f_{\theta_0}\|_{L^\infty} \leq \sqrt{d}\right] \geq 1 - e^{-cd},$$

$$\mathbb{P}\left[\|\zeta_0\|_{L^\infty} \leq \sqrt{d}\right] \geq 1 - e^{-cd}.$$

Define

$$\zeta(\mathbf{x}) = -f_\star(\mathbf{x}) + \int_{\mathcal{M}} f_{\theta_0}(\mathbf{x}') d\mu(\mathbf{x}').$$

Then under the same assumptions

$$\mathbb{P}\left[\|\zeta_0 - \zeta\|_{L^\infty} \leq \sqrt{\frac{d}{L^2} + d^{5/2} \sqrt{\frac{L}{n}}}\right] \geq 1 - e^{-cd}$$

for some numerical constant c .

G.3 Basic Estimates for the Infinite-Width Neural Tangent Kernel

Lemma G.4 ([61, Lemma E.5]). *One has*

1. $\varphi \in C^\infty(0, \pi)$, and $\dot{\varphi}$, $\ddot{\varphi}$, and $\ddot{\varphi}$ extend to continuous functions on $[0, \pi]$;
2. $\varphi(0) = 0$ and $\varphi(\pi) = \pi/2$; $\dot{\varphi}(0) = 1$, $\ddot{\varphi}(0) = -2/(3\pi)$, and $\ddot{\varphi}(0) = -1/(3\pi^2)$; and $\dot{\varphi}(\pi) = \ddot{\varphi}(\pi) = 0$;
3. φ is concave and strictly increasing on $[0, \pi]$ (strictly concave in the interior);
4. $\ddot{\varphi} < -c < 0$ for an absolute constant $c > 0$ on $[0, \pi/2]$;
5. $0 < \dot{\varphi} < 1$ and $0 > \ddot{\varphi} \geq -C$ on $(0, \pi)$ for some absolute constant $C > 0$;
6. $\nu(1 - C_1\nu) \leq \varphi(\nu) \leq \nu(1 - c_1\nu)$ on $[0, \pi]$ for some absolute constants $C_1, c_1 > 0$.

Proof. Combine the results in [61, Lemma E.5] with Lemma F.15 to obtain the conclusion. ■

Lemma G.5 (Corollaries of Lemma G.4, stated in [61, Lemma C.10]). *One has:*

1. The function φ is smooth on $(0, \pi)$, and (at least) C^3 on $[0, \pi]$.
2. For each $\ell = 0, 1, \dots, L$, the functions $\varphi^{[\ell]}$ are nonnegative, strictly increasing, and concave (positive and strictly concave on $(0, \pi)$).
3. If $0 \leq \ell < L$, the functions ξ_ℓ are nonnegative, strictly decreasing, and convex (positive and strictly convex on $(0, \pi)$).
4. The function ψ is smooth on $(0, \pi)$, C^3 on $[0, \pi]$, and is nonnegative, strictly decreasing, and convex.

Lemma G.6 ([61, Lemma C.13]). *If $\ell \in \mathbb{N}_0$, the iterated angle evolution function satisfies the estimate*

$$\varphi^{[\ell]}(t) \geq \frac{t}{1 + t\ell/\pi},$$

Lemma G.7 ([61, Lemma C.17]). *One has for every $\ell \in \{0, 1, \dots, L\}$*

$$\varphi^{[\ell]}(0) = 0; \quad \dot{\varphi}^{[\ell]}(0) = 1; \quad \ddot{\varphi}^{[\ell]}(0) = -\frac{2\ell}{3\pi},$$

and for $\ell \in [L]$,

$$\dot{\varphi}^{[\ell]}(\pi) = \ddot{\varphi}^{[\ell]}(\pi) = 0.$$

Finally, we have $\dot{\varphi}^{[0]}(\pi) = 1$ and $\ddot{\varphi}^{[0]}(\pi) = 0$.

Lemma G.8 ([61, Lemma C.18]). *For first and second derivatives of ξ_ℓ , one has*

$$\dot{\xi}_\ell = -\pi^{-1} \sum_{\ell'=\ell}^{L-1} \dot{\varphi}^{[\ell']} \prod_{\substack{\ell''=\ell \\ \ell'' \neq \ell'}}^{L-1} (1 - \pi^{-1} \varphi^{[\ell'']}),$$

and

$$\begin{aligned} & \ddot{\xi}_\ell \\ &= \frac{-1}{\pi} \sum_{\ell'=\ell}^{L-1} \left[\ddot{\varphi}^{[\ell']} \prod_{\substack{\ell''=\ell \\ \ell'' \neq \ell'}}^{L-1} (1 - \pi^{-1} \varphi^{[\ell'']}) - \pi^{-1} \dot{\varphi}^{[\ell']} \sum_{\substack{\ell''=\ell \\ \ell'' \neq \ell'}}^{L-1} \dot{\varphi}^{[\ell'']} \prod_{\substack{\ell'''=\ell \\ \ell''' \neq \ell', \ell''' \neq \ell''}}^{L-1} (1 - \pi^{-1} \varphi^{[\ell''']}) \right], \end{aligned}$$

where empty sums are interpreted as zero, and empty products as 1. In particular, one calculates

$$\xi_\ell(0) = 1; \quad \dot{\xi}_\ell(0) = -\frac{L-\ell}{\pi}; \quad \ddot{\xi}_\ell(0) = \frac{(L-\ell)(L-\ell-1)}{\pi^2} + \frac{L(L-1) - \ell(\ell-1)}{3\pi^2},$$

and

$$\xi_0(\pi) = 0; \quad \dot{\xi}_\ell(\pi) = -\frac{1}{\pi}\xi_1(\pi)\mathbb{1}_{\ell=0}; \quad \ddot{\xi}_\ell(\pi) = 0.$$

Lemma G.9 ([61, Lemma C.20]). *For all $\ell \in \{0, 1, \dots, L-1\}$, one has*

$$\xi_\ell(t) \leq \frac{1 + \ell t/\pi}{1 + Lt/\pi}$$

Lemma G.10 ([61, Lemma C.21]). *One has*

$$|\dot{\xi}_\ell(t)| \leq 3\frac{L-\ell}{1 + Lt/\pi}.$$

Lemma G.11 ([61, Lemma C.23]). *There are absolute constants $c, C > 0$ such that for all $\ell \in \{0, \dots, L-1\}$, one has*

$$|\ddot{\xi}_\ell| \leq C\frac{L(L-\ell)(1 + \ell\nu/\pi)}{(1 + cL\nu)^2} + C\frac{(L-\ell)^2}{(1 + cL\nu)(1 + c\ell\nu)}.$$