

Staged Trees and Asymmetry-Labeled DAGs

Gherardo Varando

Image Processing Laboratory, Universitat de València, València, Spain
and

Federico Carli

Dipartimento di Matematica, Università degli Studi di Genova, Genova, Italy
and

Manuele Leonelli

School of Science and Technology, IE University, Madrid, Spain

October 7, 2022

Abstract

Bayesian networks are a widely-used class of probabilistic graphical models capable of representing symmetric conditional independence between variables of interest using the topology of the underlying graph. For categorical variables, they can be seen as a special case of the much more general class of models called staged trees, which can represent any type of non-symmetric conditional independence. Here we formalize the relationship between these two models and introduce a minimal Bayesian network representation of the staged tree, which can be used to read conditional independences in an intuitive way. A new labeled graph termed asymmetry-labeled directed acyclic graph is defined, whose edges are labeled to denote the type of dependence existing between any two random variables. We also present a novel algorithm to learn staged trees which only enforces a specific subset of non-symmetric independences. Various datasets are used to illustrate the methodology, highlighting the need to construct models which more flexibly encode and represent non-symmetric structures.

Keywords: Asymmetric graphical models; Bayesian networks; Context-specific independence; Staged trees; Structural Learning.

1 Introduction

Probabilistic graphical models give an intuitive and efficient representation of the relationships existing between random variables of interest. Bayesian networks (BNs) (see e.g. Darwiche, 2009) are the most commonly used graphical model and have been applied in a variety of real-world applications. One of the main limitations of BNs is that they can only represent symmetric conditional independences, which in practice can be too restrictive.

For this reason, Boutilier et al. (1996) introduced the notion of *context-specific* independence, meaning that independences hold only for specific values, or *contexts*, of the conditioning variables. Extensions of BNs encoding context-specific independences are usually defined by associating a tree representation to each vertex of the network (Cano et al., 2012; Friedman and Goldszmidt, 1996; Talvitie et al., 2019), by labeling the edges (Pensar et al., 2015; Hyttinen et al., 2018), or by using some alternative approach (Chickering et al., 1997; Geiger and Heckerman, 1996; Poole and Zhang, 2003). In recent years there has been a growing interest in formalizing context-specific independence (Corander et al., 2019; Shen et al., 2020) and in generalizing other graphical models with non-symmetric dependencies (Nyman et al., 2016; Pensar et al., 2017).

With the exception of Jaeger et al. (2006) and Pensar et al. (2015), BNs embellished with context-specific independence lose their intuitiveness since all the model information cannot be succinctly represented in a unique graph. Staged trees (Smith and Anderson, 2008; Collazo et al., 2018) are probabilistic graphical models that, starting from an event tree, represent non-symmetric conditional independence statements via a coloring of its vertices. Coloring has recently been found to provide a valuable embellishment to other graphical models (Højsgaard and Lauritzen, 2008; Massam et al., 2018).

As demonstrated by Smith and Anderson (2008) and Duarte and Solus (2021a), every

BN can be represented as a staged tree. However, the class of staged tree models is much more general and can represent not only symmetric, but also context-specific, partial and local independences (Pensar et al., 2016). Furthermore, a wide array of methods to efficiently investigate real-world applications have been introduced for staged trees, including user-friendly software (Carli et al., 2022), inferential routines (Görge et al., 2015), structural learning (Freeman and Smith, 2011), dealing with missing data (Barclay et al., 2014), causal reasoning (Thwaites et al., 2010) and identification of equivalence classes (Görge et al., 2018), to name a few. Such techniques are in general not available for other graphical models embedding non-symmetric independences, thus making staged trees a viable as well as efficient option for applied analyses.

Our first contribution is a deeper study of the relationship between BNs and staged trees. We introduce a minimal BN representation of a staged tree which embeds all its symmetric conditional independences. Importantly, this allows us to introduce a criterion to identify all symmetric conditional independences implied by the model, which has proven to be a very challenging task (Thwaites and Smith, 2015).

Reading non-symmetric independences directly from the staged tree is even more challenging. Our second contribution is a novel definition of classes of dependence among variables and the introduction of methods to identify the appropriate class from the staged tree. The presence or absence of edges in a BN encodes either (conditionally) full dependence or independence between two variables. However, the flexibility of the staged tree enables us to model and consequently identify intermediate relationship between variables, namely context-specific, partial or local (Pensar et al., 2016).

As a result, our third contribution is the definition of a new class of directed acyclic graphs (DAGs), termed *asymmetry-labeled DAGs* (ALDAGs), by coloring edges according to the type of relationship existing between the corresponding variables. Learning algorithms

for ALDAGs, which use any structural learning algorithm for staged trees (see e.g. those included in the R package `stagedtrees`, Carli et al., 2022), are discussed below and applied to various datasets. Our fourth contribution is the definition of a new visualization of dependence, called the *dependence subtree*, which shows how a variable is related to only those that have a direct effect on it, namely its parents in the associated ALDAG. The use of such a tool is showcased in our data applications below.

Structural learning of generic staged trees is hard, due to the explosion of the model search space as the number of variables increases (see e.g. Duarte and Solus, 2021b). For this reason, recent research has focused on sub-classes of staged tree models: Carli et al. (2020) defined naive staged trees which have the same number of parameters of a naive BN over the same variables; Leonelli and Varando (2022b) considered simple staged trees which have a constrained type of partitioning of the vertices; Leonelli and Varando (2022a) introduced k -parents staged trees which limit the number of variables that can have a direct influence on another; Duarte and Solus (2021b) defined CStrees which only embed symmetric and context-specific types of independence. Our last contribution is the introduction of a novel algorithm, called *context-specific backward hill-climbing (CSBHC)*, to learn staged trees whose staging is restricted. In particular, the proposed algorithm learns staged trees whose corresponding ALDAGs have a restricted subset of labels, those corresponding to conditional independences of the context-specific type only.

2 Bayesian Networks and Conditional Independence

Let $G = ([p], F)$ be a directed acyclic graph (DAG) with vertex set $[p] = \{1, \dots, p\}$ and edge set F . Let $\mathbf{X} = (X_i)_{i \in [p]}$ be categorical random variables with joint mass function P and sample space $\mathbb{X} = \times_{i \in [p]} \mathbb{X}_i$. For $A \subset [p]$, we let $\mathbf{X}_A = (X_i)_{i \in A}$ and $\mathbf{x}_A = (x_i)_{i \in A}$ where

$\mathbf{x}_A \in \mathbb{X}_A = \times_{i \in A} \mathbb{X}_i$. We say that P is Markov to G if, for $\mathbf{x} \in \mathbb{X}$,

$$P(\mathbf{x}) = \prod_{k \in [p]} P(x_k | \mathbf{x}_{\Pi_k}),$$

where Π_k is the parent set of k in G and $P(x_k | \mathbf{x}_{\Pi_k})$ is a shorthand for $P(X_k = x_k | \mathbf{X}_{\Pi_k} = \mathbf{x}_{\Pi_k})$.

The ordered Markov condition implies conditional independences of the form

$$X_i \perp\!\!\!\perp \mathbf{X}_{[i-1]} \mid \mathbf{X}_{\Pi_i}, \quad (1)$$

which are equivalent to

$$P(x_i | \mathbf{x}_{[i-1] \setminus \Pi_i}, \mathbf{x}_{\Pi_i}) = P(x_i | \mathbf{x}_{\Pi_i}), \quad \text{for all } \mathbf{x} \in \mathbb{X}. \quad (2)$$

Definition 1. *The Bayesian network model (associated to G) is*

$$\mathcal{M}_G = \{P \in \Delta_{|\mathbb{X}|-1} \mid P \text{ is Markov to } G\},$$

where $\Delta_{|\mathbb{X}|-1}$ is the $(|\mathbb{X}| - 1)$ -dimensional probability simplex.

It is customary to label the vertices of a BN so to respect the topological order of G , i.e. a linear ordering of $[p]$ for which only pairs (i, j) where i appears before j in the order can be in the edge set. Of course, there can be multiple permutations of $[p]$ which respect the topological order. Henceforth, we assume that the natural ordering of the positive integers $[p]$ respects the topological order of the BN.

To illustrate our methodology, we use throughout the paper the `Titanic` dataset (Dawson, 1995) which provides information on the fate of the Titanic passengers and available from the `datasets` package bundled in R. `Titanic` includes four categorical variables: `Class` (C) has four levels whilst `Gender` (G), `Survived` (S) and `Age` (A) are binary. The BN learned using the hill-climbing algorithm implemented in the R package `bnlearn` (Scutari, 2010) is reported in Figure 1 and embeds the conditional independence $\text{Age} \perp\!\!\!\perp \text{Gender} \mid \text{Class}, \text{Survived}$ only. Only one topological order of the variables exists and is henceforth used: C, G, S, A.

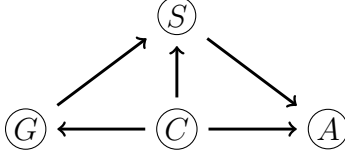


Figure 1: Learned BN for the Titanic dataset.

2.1 Non-Symmetric Conditional Independence

BNs have the capability of expressing only symmetric conditional independences of the form in (1) and (2). The most common non-symmetric extension of conditional independence is the so-called context-specific independence which is often represented associating a tree to each vertex of a BN (Boutilier et al., 1996). Let A , B and C be three disjoint subsets of $[p]$. We say that \mathbf{X}_A is context-specific independent of \mathbf{X}_B given context $\mathbf{x}_C \in \mathbb{X}_C$ if

$$P(\mathbf{x}_A | \mathbf{x}_B, \mathbf{x}_C) = P(\mathbf{x}_A | \mathbf{x}_C) \quad (3)$$

holds for all $(\mathbf{x}_A, \mathbf{x}_B) \in \mathbb{X}_{A \cup B}$ and write $\mathbf{X}_A \perp\!\!\!\perp \mathbf{X}_B | \mathbf{x}_C$. The condition in (3) reduces to standard conditional independence in (1) if it holds for all $\mathbf{x}_C \in \mathbb{X}_C$.

Pensar et al. (2016) introduced a more general definition of non-symmetric conditional independence called *partial conditional independence*. We say that \mathbf{X}_A is partially conditionally independent of \mathbf{X}_B in the domain $\mathcal{D}_B \subseteq \mathbb{X}_B$ given context $\mathbf{X}_C = \mathbf{x}_C$ if

$$P(\mathbf{x}_A | \mathbf{x}_B, \mathbf{x}_C) = P(\mathbf{x}_A | \tilde{\mathbf{x}}_B, \mathbf{x}_C) \quad (4)$$

holds for all $(\mathbf{x}_A, \mathbf{x}_B), (\mathbf{x}_A, \tilde{\mathbf{x}}_B) \in \mathbb{X}_A \times \mathcal{D}_B$ and write $\mathbf{X}_A \perp\!\!\!\perp \mathbf{X}_B | \mathcal{D}_B, \mathbf{x}_C$. Clearly, (3) and (4) coincide if $\mathcal{D}_B = \mathbb{X}_B$. Furthermore, the sample space \mathbb{X}_B must contain more than two elements for a non-trivial partial conditional independence to hold.

A final condition is the so called *local conditional independence* and first discussed in Chickering et al. (1997). For $i \in [p]$ and an $A \subset [p]$ such that $A \cap \{i\} = \emptyset$, local conditional

independence expresses equalities of probabilities of the form

$$P(x_i|\mathbf{x}_A) = P(x_i|\tilde{\mathbf{x}}_A) \tag{5}$$

for all $x_i \in \mathbb{X}_i$ and two $\mathbf{x}_A, \tilde{\mathbf{x}}_A \in \mathbb{X}_A$. Notice that in terms of generality, (3) \preceq (4) \preceq (5). Condition (5) simply states that some conditional probability distributions are identical, where no discernable patterns as in (3) and (4) can be detected.

Differently to any other probabilistic graphical model, the class of staged trees that we review next is able to graphically represent and formally encode any of the types of conditional independences defined in (2)-(5).

3 Staged Trees

Differently to BNs, whose graphical representation is a DAG, staged trees visualize conditional independence by means of a colored tree. Let (V, E) be a directed, finite, rooted tree with vertex set V , root node v_0 and edge set E . For each $v \in V$, let $E(v) = \{(v, w) \in E\}$ be the set of edges emanating from v and \mathcal{C} be a set of labels.

An \mathbf{X} -compatible staged tree is a triple $T = (V, E, \theta)$, where (V, E) is a rooted directed tree and:

1. $V = v_0 \cup \bigcup_{i \in [p]} \mathbb{X}_{[i]}$;
2. For all $v, w \in V$, $(v, w) \in E$ if and only if $w = \mathbf{x}_{[i]} \in \mathbb{X}_{[i]}$ and $v = \mathbf{x}_{[i-1]}$, or $v = v_0$ and $w = x_1$ for some $x_1 \in \mathbb{X}_1$;
3. $\theta : E \rightarrow \mathcal{L} = \mathcal{C} \times \bigcup_{i \in [p]} \mathbb{X}_i$ is a labelling of the edges such that $\theta(v, \mathbf{x}_{[i]}) = (\kappa(v), x_i)$ for some function $\kappa : V \rightarrow \mathcal{C}$. The function k is called the *colouring* of the staged tree T .

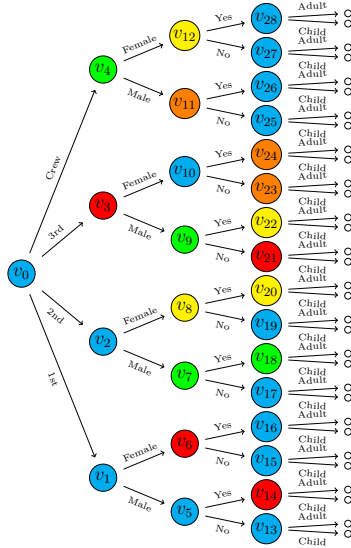


Figure 2: A staged tree compatible with $(\text{Class}, \text{Gender}, \text{Survived}, \text{Age})$, learned over the `Titanic` dataset.

If $\theta(E(v)) = \theta(E(w))$ then v and w are said to be in the same *stage*. The equivalence classes induced by $\theta(E(v))$ form a partition of the internal vertices of the tree in *stages*.

Points 1 and 2 above construct a rooted tree where each root-to-leaf path, or equivalently each leaf, is associated to an element of the sample space \mathbb{X} . Then a labeling of the edges of such a tree is defined where labels are pairs with one element from a set \mathcal{C} and the other from the sample space \mathbb{X}_i of the corresponding variable X_i in the tree. By construction, \mathbf{X} -compatible staged trees are such that two vertices can be in the same stage if and only if they correspond to the same sample space.

Figure 2 reports an example of an \mathbf{X} -compatible staged tree model for the `Titanic` dataset learned with the R package `stagedtrees`. The *coloring* given by the function κ is shown in the vertices and each edge $(\cdot, (x_1, \dots, x_i))$ is labeled with x_i . The edge labeling θ can be read from the graph combining the text label and the color of the emanating vertex.

For example, $\theta(v_1, v_6) \neq \theta(v_1, v_5) = \theta(v_3, v_{10}) \neq \theta(v_2, v_7) \neq \theta(v_5, v_{14})$. This representation of the labeling θ over vertices is equivalent to that over edges, whilst being more interpretable, and is henceforth used. There are 29 internal vertices and the staging is $\{v_0\}$, $\{v_1, v_2\}$, $\{v_3\}$, $\{v_4\}$, $\{v_5, v_{10}\}$, $\{v_6\}$, $\{v_7, v_9\}$, $\{v_8, v_{12}\}$, $\{v_{11}\}$, $\{v_{13}, v_{15}, v_{16}, v_{17}, v_{19}, v_{25}, v_{26}, v_{27}, v_{28}\}$, $\{v_{14}, v_{21}, v_{22}\}$, $\{v_{18}\}$, $\{v_{20}, v_{22}\}$ and $\{v_{23}, v_{24}\}$.

The parameter space associated to an \mathbf{X} -compatible staged tree $T = (V, E, \theta)$ with labeling $\theta : E \rightarrow \mathcal{L}$ is defined as

$$\Theta_T = \left\{ \mathbf{y} \in \mathbb{R}^{|\theta(E)|} \mid \forall e \in E, y_{\theta(e)} \in (0, 1) \text{ and } \sum_{e \in E(v)} y_{\theta(e)} = 1 \right\}. \quad (6)$$

Equation (6) defines a class of probability mass functions over the edges emanating from any internal vertex coinciding with conditional distributions $P(x_i | \mathbf{x}_{[i-1]})$, $\mathbf{x} \in \mathbb{X}$ and $i \in [p]$.

Let \mathbf{l}_T denote the leaves of a staged tree T . Given a vertex $v \in V$, there is a unique path in T from the root v_0 to v , denoted as $\lambda(v)$. The *depth* of a vertex $v \in V$ equals the number of edges in $\lambda(v)$. For any path λ in T , let $E(\lambda) = \{e \in E : e \in \lambda\}$ denote the set of edges in the path λ .

Definition 2. *The staged tree model \mathcal{M}_T associated to the \mathbf{X} -compatible staged tree (V, E, θ) is the image of the map*

$$\begin{aligned} \phi_T : \Theta_T &\rightarrow \Delta_{|\mathbf{l}_T|-1}^\circ \\ \mathbf{y} &\mapsto \left(\prod_{e \in E(\lambda(l))} y_{\theta(e)} \right)_{l \in \mathbf{l}_T} \end{aligned} \quad (7)$$

Therefore, staged tree models are such that atomic probabilities are equal to the product of the edge labels in root-to-leaf paths and coincide with the usual factorization of mass functions via recursive conditioning.

Conditional independence is formally modeled and represented in staged trees via the labeling θ . As an illustration, consider the staged tree in Figure 2 for the **Titanic**

dataset. The fact that v_1 and v_2 are in the same stage represents the partial independence $\text{Gender} \perp\!\!\!\perp \text{Class} \mid \{1\text{st}, 2\text{nd}\}$. Considering vertices at depth two, the green and yellow staging again represents partial conditional independences. More interesting is the blue staging of the vertices v_5 and v_{10} which implies $P(S = s \mid \text{Female}, 3\text{rd}) = P(S = s \mid \text{Male}, 1\text{st})$, i.e. the probability of survival for females travelling in third class is the same as that of males travelling in first class. Such a statement is a generic local conditional independence. Considering the last level, we can notice a very non-symmetric staging structure. As an illustration, consider the top four vertices v_{25} , v_{26} , v_{27} and v_{28} belonging to the same stage. This implies the context-specific independence $\text{Age} \perp\!\!\!\perp \text{Survived}, \text{Gender} \mid \text{Class} = \text{Crew}$. The staged tree in Figure 2, embedding the above non-symmetric conditional independences, gives a better representation of the data than the BN in Figure 1. Indeed, the BIC of the staged tree can be computed as 10440.39, whilst the one of the BN is larger and equal to 10502.28 (see Görden et al., 2022, for a discussion of using the BIC for staged trees).

This example illustrates the capability of staged trees to graphically represent any type of non-symmetric conditional independence. Although such independences can be read directly from the tree via visual inspection, it becomes challenging to detect them as the size of the tree increases. Below we formalize how to assess the type of conditional independence existing between pairs of random variables.

4 Staged Trees and Bayesian Networks

Although the relationship between BNs and staged trees was already formalized by Smith and Anderson (2008), we introduce here an implementable routine to transform a DAG to its equivalent staged tree.

Assume \mathbf{X} is topologically ordered with respect to a DAG G and consider an \mathbf{X} -

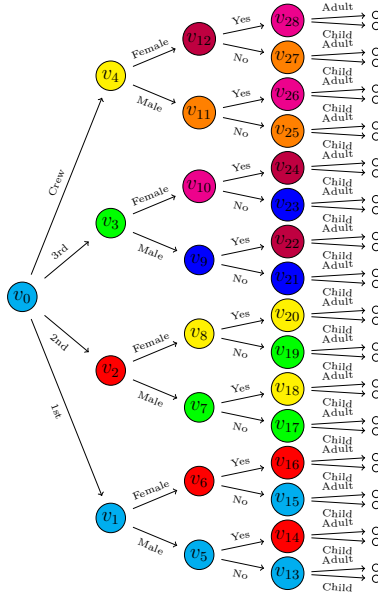


Figure 3: The staged tree representation of the BN in Figure 1 for the Titanic dataset.

compatible staged tree with vertex set V , edge set E and labeling θ defined via the coloring $\kappa(\mathbf{x}_{[i]}) = \mathbf{x}_{\Pi_i}$ of the vertices. The staged tree T_G , with vertex set V , edge set E and labeling θ so constructed, is called *the staged tree model of G* . Importantly, $\mathcal{M}_G = \mathcal{M}_{T_G}$, i.e. the two models are exactly the same, since they entail exactly the same factorization of the joint probability. The staging of T_G represents the Markov conditions associated to the graph G .

As an illustration, Figure 3 reports the tree T_G associated to the BN in Figure 1. Since the variables **Class**, **Gender** and **Survived** are fully connected in the BN, the associated staged tree is such that vertices at depth one and two are in their own individual stages. The only symmetric conditional independence embedded in the BN is represented by joining pairs of vertices at depth three (associated to the variable **Age**) in the same stage. Clearly, the staging of the staged tree representing a BN in Figure 3 exhibits a lot more symmetry than the one in Figure 2, that can represent a wide array of non-symmetric independences.

Our first contribution is the solution of the following inverse problem: given an \mathbf{X} -compatible staged tree $T = (V, E, \theta)$ find the corresponding DAG G . This DAG cannot represent, in general, the same staged tree model, since BNs cannot represent non-symmetric conditional independences. Nevertheless, we prove that we can retrieve a minimal DAG, in a sense the we formalize next. A proof of the result is in the supplementary material.

Proposition 1. *Let $T = (V, E, \theta)$ be an \mathbf{X} -compatible staged tree, with $\kappa : V \rightarrow \mathcal{C}$ the vertex labeling that defines θ . Let $G_T = ([p], F_T)$ be the DAG with vertex set $[p]$ and whose edge set F_T includes the edge $(k, i), k < i$, if and only if there exist $\mathbf{x}_{[i-1]}, \mathbf{x}'_{[i-1]} \in \mathbb{X}_{[i-1]}$ such that $x_j = x'_j$ for all $j \neq k$ and*

$$\kappa(\mathbf{x}_{[i-1]}) \neq \kappa(\mathbf{x}'_{[i-1]}). \quad (8)$$

Then $G_T = ([p], F_T)$ is the minimal DAG such that $\mathcal{M}_T \subseteq \mathcal{M}_{G_T}$, in the sense that for every DAG $G = ([p], F)$ such that $1, \dots, p$ is a topological order, if $\mathcal{M}_T \subseteq \mathcal{M}_G$ then $F_T \subseteq F$. In particular $X_A \perp\!\!\!\perp X_B | X_C$ holds in \mathcal{M}_T if and only if A and B are d -separated by C in G_T .

Corollary 1. *In the setup of Proposition 1, $\mathcal{M}_{T_G} = \mathcal{M}_{G_{T_G}}$.*

A staged tree T is therefore a sub-model of the resulting G_T which embeds the same set of symmetric conditional independences. The BN G_T is minimal in the sense that it includes the smallest number of edges among all possible BNs that include \mathcal{M}_T as a sub-model. The models \mathcal{M}_T and \mathcal{M}_{G_T} are equal if and only if T embeds only symmetric conditional independences. As an illustration consider the staged tree in Figure 2. It can be shown using Proposition 1 that the associated BN G_T is complete and therefore it must be that $\mathcal{M}_T \subseteq \mathcal{M}_{G_T}$. Conversely, if the staged tree in Figure 3 is transformed into a BN, then using Corollary 1 the resulting BN must be the one in Figure 1.

Importantly, Theorem 1 gives a novel criterion to read symmetric conditional independence statements from a staged tree, by transforming it into a BN whose structure

represents the same equalities of the form in (2). Conditional independence statements in the staged tree can then be read from the associated BN using the d-separation criterion (see e.g. Darwiche, 2009). For instance, the staged tree in Figure 2 does not embed any symmetric conditional independence, since the associated BN is complete.

The supplementary material gives a detailed implementation of both conversion algorithms, from BN to staged tree and vice versa.

5 Non-Symmetric Dependence and DAGs

Proposition 1 identifies if there is a dependence between two random variables in a \mathbf{X} -compatible staged tree T and in such a case draws an edge in G_T . However, the staged tree carries a lot more information about the type of relationship existing between the two variables. In this section we introduce methods to label the edges of G_T so to depict some of the information about the non-symmetric independences of T in G_T .

5.1 Classes of Statistical Dependence

First we need to characterize the type of dependence existing between two random variables that are joined by an edge in a DAG G .

Definition 3. *Let P be the joint mass function of \mathbf{X} and P be Markov with respect to a DAG $G = ([p], F)$. For each $(j, i) \in F$ we say that the dependence of X_i from X_j is of class*

- context, if X_i and X_j are context-specific independent given some context \mathbf{x}_C with $C = \Pi_i \setminus \{j\}$.
- partial, if X_i is partially conditionally independent of X_j in a domain $\mathcal{D}_j \subset \mathbb{X}_j$ given a context \mathbf{x}_C with $C = \Pi_i \setminus \{j\}$; and X_i and X_j are not context-specific independent

given the same context \mathbf{x}_C .

- local, if none of the above hold and a local independence of the form $P(x_i|\mathbf{x}_{\Pi_i}) = P(x_i|\tilde{\mathbf{x}}_{\Pi_i})$ is valid where $x_j \neq \tilde{x}_j$.
- total, if none of the above hold.

Notice that if the class of dependence between X_i and X_j is context or partial then there may also be local independence statements as in (5) involving these two variables. Similarly, the dependence between X_i and X_j can be both context and partial with respect to two different contexts. On the other hand if their class of dependence is local then, by definition, there are no context-specific or partial equalities.

Proposition 1 paves the way to assess the class of dependence existing between X_i and X_j . In particular, one has to check if there are equalities of the form (8) for all or some $\mathbf{x}_{[i]} \in \mathbb{X}_{[i]}$ and, if so, to which class they correspond. A discussion of the implementation of such checks is in the supplementary material. As illustrated in Section 6, these can be performed quickly although all combinations of ancestral variables have to be considered.

5.2 Asymmetry-Labeled DAGs

An edge in a BN represents, by construction, a total dependence between two random variables. However, the flexibility of staged trees allows us to assess if such a dependence is of any other of the classes introduced in Definition 3. This observation leads us to define a new graphical representation, that we term *asymmetry-labeled DAG* (ALDAG), where edges are colored depending on the type of relationship between variables.

Formally, let G be a DAG and F its edge set and

$$\mathcal{L}^A = \{\text{'context'}, \text{'partial'}, \text{'context/partial'}, \text{'local'}, \text{'total'}\}$$

be the set of edge labels marking the type of dependence.

Definition 4. An ALDAG is a pair (G, ψ) where $G = ([p], F)$ is a DAG and ψ is a function from the edge set of G to \mathcal{L}^A , i.e. $\psi : F \rightarrow \mathcal{L}^A$. We say that a joint mass function P is compatible with an ALDAG (G, ψ) if P is Markov to G and additionally P respects all the edge labels given by ψ ; that is, for each $(j, i) \in F$, X_i is $\psi(i, j)$ dependent from X_j .

Henceforth, we represent the labeling via a coloring of the edges of the ALDAG. Standard BNs have an ALDAG representation where all edges have label ‘total’. Notice that standard features of BNs are also valid over ALDAGs: for instance, the already-mentioned d-separation criterion as well as fast probability propagation algorithms.

ALDAGs share features with labeled DAGs of Pensar et al. (2015) but they differ in two critical aspects: first, labeled DAGs can only embed context-specific independence whilst ALDAGs represent any type of asymmetric independence; second, labeled DAGs specifically report the contexts over which independences hold, whilst ALDAGs do not. There are two reasons behind this: on one hand, the specific independences in ALDAGs can be read from the associated staged tree; on the other, for applications with a larger number of variables the required contexts are often too complex to be reported within the DAG.

As an illustration of ALDAGs consider the staged tree for the **Titanic** data in Figure 2 which, using Proposition 1, is transformed into the ALDAG in Figure 4. Although the ALDAG does not carry all the information stored in the staged tree, which is quite complex to read, it intuitively describes the classes of dependence existing among the random variables. The blue edges denote that there is partial dependence between **Class** and any other variable. The red edges denote that **Age** has a context dependence with **Gender** and **Survived**. Notice importantly that in the standard BN, which does not have the flexibility to embed non-symmetric independences, the variables **Age** and **Gender** were considered conditionally independent. Lastly, the green edge between **Gender** and **Survived** implies

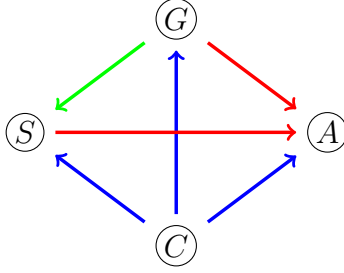


Figure 4: An ALDAG for the `Titanic` dataset constructed from the staged tree in Figure 2. The edge coloring is: red - context; blue - partial; green - local.

that there is only a local dependence between these two variables, and therefore there is no specific pattern guiding the equalities of probabilities between these two variables. Such extended forms of dependence better describe the fate of the Titanic passengers since, as already noticed, the BIC of the associated staged tree is smaller than the one of the best scoring BN.

5.3 Constructing ALDAGs

ALDAGs can be obtained from estimated staged trees, and, in particular, with the following routine: (i) learn a staged tree model T from data, using for instance any of the algorithms in `stagedtrees`; (ii) transform T into G_T as in Proposition 1; (iii) assign a label to each edge of G_T by checking the equalities in (8) that hold in T . Steps (ii) and (iii) are implemented in the `stagedtrees` R package using the algorithms in the supplementary material.

The most critical and computationally expensive step of learning an ALDAG is the staged tree learning step (i). There is a now large literature on learning staged trees from data (Carli et al., 2020, 2022; Cowell and Smith, 2014; Freeman and Smith, 2011; Leonelli and Varando, 2022b; Silander and Leong, 2013). Here we consider the available algorithms

implemented in the `stagedtrees` R package (Carli et al., 2022). In particular, we will use the following algorithms which work with a fixed order of the variables (see Carli et al., 2022, for more details):

- an hill-climbing (HC) algorithm which at each step either joins or splits vertices of the tree in stages by optimizing a model score (usually the BIC);
- a backward (hill-climbing) (BHC) algorithm which, at each step, can only join stages together by optimizing a model score.
- a novel backward algorithm which iteratively add context-specific independences (CSBHC, see Sec. 5.3.1).

Furthermore, any of the above mentioned algorithms can be used within the dynamic programming approach of Cowell and Smith (2014) to also choose an optimal order of the variables (Leonelli and Varando, 2021).

An ALDAG can also be obtained as a refinement of the DAG of a BN by the addition of edge labels indicating the class of dependence. Given a DAG G , the following steps implement such a refinement: (i) transform G into the staged tree T_G using any of the topological orders of variables; (ii) run a backward hill-climbing algorithm using T_G as starting model and obtain a new tree T ; (iii) transform T into G_T and apply the edge-labeling. The resulting ALDAG has an edge set which is either equal to or a subset of the edge set of G . Furthermore, the edge set is now labeled and denoting the classes of dependence.

The use of these algorithms in practice is extensively illustrated in Section 6 below.

5.3.1 Searching Context-Specific Independences

The flexibility of staged trees to represent any type of non-symmetric independence has two major drawbacks: on one hand reading independences from the tree can become complex; on the other learning trees from data can be computationally very expensive. To address these two difficulties we introduce here a new heuristic search for the stage structure, motivated by our new definition of the ALDAG. In particular we consider a backward hill-climbing algorithms that, for each variable, iteratively adds context-specific independence relationships to optimize a given score (e.g. BIC). In particular, at each step, the algorithm searches all possible additional context-specific conditional independences of the form,

$$X_i \perp\!\!\!\perp X_j | X_C = x_C \quad j < i$$

where $C = [i] \setminus \{i, j\}$ and thus $x_C \in \mathbb{X}_C$ is a context specified by all variables preceding X_i in the tree except X_j . Complete details about the algorithm can be found in the supplementary material.

Therefore the ALDAG of a staged tree learned with the CSBHC algorithm, can only have context and partial (and context/partial) edge labels. As an example, in Figure 5 we report the tree learned with CSBHC for the Titanic dataset and its associated ALDAG. It can be seen that the ALDAG shares some features with the one in Figure 4, but in this case the local edge does not appear. The tree in Figure 5 has a BIC of 10479 which is worse than the one of the generic staged tree (BIC = 10440), but still better than the BN (BIC = 10502), again highlighting the need for models embedding non-symmetric independences.

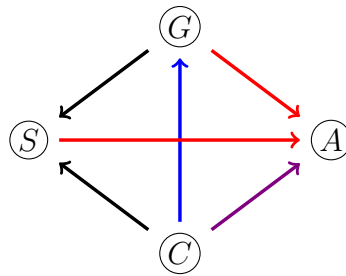
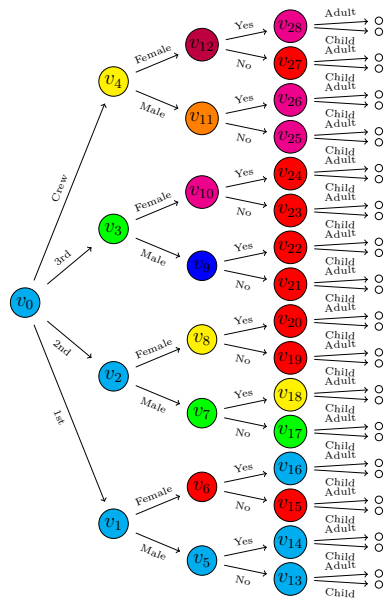


Figure 5: A staged tree learned with the proposed CSBHC algorithm over the Titanic dataset and its associated ALDAG. The edge coloring is: red - context; blue - partial; purple - context/partial; black - total.

6 Applications

We now consider a variety of datasets commonly used in the probabilistic graphical models literature. First we carry out an experiment to assess the performance of ALDAGs as well as the complexity of our routines. Then we consider two additional real-world applications to further illustrate the capabilities of staged trees and ALDAGs.

6.1 Computational Experiment

Nine datasets which are either available in R packages or downloaded from the UCI repository are considered. For each dataset a DAG is first learned by optimizing the BIC score (using a tabu greedy search, Scutari, 2010) and then both the BHC and the proposed CSBHC algorithms are used to refine the DAG to staged trees. The learned staged trees are then transformed into ALDAGs using Algorithm 2 given in the supplementary material. The results, summarized in Tables 1 and 2, suggest the following:

- The refined staged tree provides a better fit than the standard BN in all datasets considered, thus highlighting the need to consider models which embed asymmetric conditional independences to untangle complex dependence structure;
- only a small fraction of the edges learned via BN structural search algorithms are actually related to a symmetric dependence between variables. All ALDAGs have a much larger number of edges with a label which is not total;
- the construction of the ALDAG does not impose a computational burden with respect to the staged tree model selection step, which is in all cases but one, the most computationally expensive task. Furthermore, the experiment shows that the methods are efficiently implemented even for a medium-large number of variables.

Table 1: Results of the data experiments. ALDAG-* columns report the number of edges by type (total, context, partial, context/partial, local) in the two ALDAGs obtained by refinement of the DAG with BHC and CSBHC algorithms respectively.

	variables	ALDAG-BHC	ALDAG-CSBHC	BIC DAG	BIC BHC	BIC CSBHC
abalone	9	(5,10,0,0,6)	(10,11,0,0,0)	29090	28895	28925
breastcancer	10	(4,0,3,0,0)	(7,0,0,0,0)	4644	4594	4644
creditapproval	14	(10,3,0,0,2)	(10,5,0,0,0)	9881	9862	9863
housevotes	17	(9,11,0,0,6)	(11,15,0,0,0)	3539	3481	3488
indianliver	11	(10,1,0,0,4)	(14,1,0,0,0)	6984	6967	6979
nursery	9	(0,0,5,3,0)	(5,1,0,2,0)	252566	251922	252389
phdarticles	6	(3,2,1,0,0)	(4,2,0,0,0)	8372	8357	8358
tic-tac-toe	10	(1,0,12,0,0)	(9,4,0,0,0)	19277	18996	19251
titanic	4	(0,1,3,0,1)	(4,1,0,0,0)	10502	10452	10488

Table 2: Elapsed time (in seconds) for the data experiments. The DAG column reports the seconds to estimate the DAG; The columns BHC and CSBHC report the seconds needed to refine the DAG to a staged tree, with the BHC and the CSBHC algorithms respectively; lastly the ALDAG column contains the time to build the ALDAG from the staged trees.

	DAG	BHC	CSBHC	ALDAG
abalone.rds	0.038	0.080	0.600	0.008
breastcancer.rds	0.011	1.511	23.813	0.251
creditapproval.rds	0.018	1.788	140.392	0.348
housevotes.rds	0.020	3.073	411.043	0.672
indianliver.rds	0.018	0.064	0.451	0.018
nursery.rds	0.064	1.688	140.416	0.113
phdarticles.rds	0.012	0.013	0.045	0.002
tic-tac-toe.rds	0.016	0.639	10.415	0.076
titanic.rds	0.007	0.027	0.017	0.001

6.2 Aspects of Everyday Life

We next illustrate the use of staged trees to uncover dependence structures using data from the 2014 survey “Aspects on everyday life” collected by ISTAT (the Italian National Institute of Statistics) (ISTAT, 2014). The survey collects information from the Italian population on a variety of aspects of their daily lives. For the purpose of this analysis we consider five of the many questions asked in the survey: do you practice sports regularly? (S = yes/no); do you have friends you can count on? (F = yes/no/unsure); do you believe in people? (B = yes/no); what’s your gender (G = male/female); what grade would you give to your life? (L = low/medium/high)¹. Instances with a missing answer were dropped, resulting in 38156 answers to the survey. Our aim is to analyse how various factors affect the life grade of the Italian population.

A BN with the variable life grade (L) as downstream variable is learned using the hill-climbing function (optimizing the BIC score) in the `bnlearn` package by blocklisting all outbond edges from L. The learned DAG is reported in Figure 6 (left). This embeds the symmetric conditional independence $L, B, F \perp\!\!\!\perp G | S$: given the level of sports activity, gender has no effect on life grade, on trust in people and on the availability of friends. The learned BN has a BIC of 251781.

A staged tree over the same dataset is learned as follows. First, we learn a staged tree with the hill-climbing algorithm (optimizing BIC score) and considering all possible orders of the variables but life grade (L), which we then fix as the last variable of the tree. The resulting staged tree is plotted in Figure 7 (left).

The staging of the life grade variable reveals a complex dependence pattern from which interesting conclusions can be drawn. For instance, conditionally on whether individuals

¹The original grade is numeric between zero and ten and it has been aggregated as follows: 0-5/low; 6-8/medium; 9-10/high.

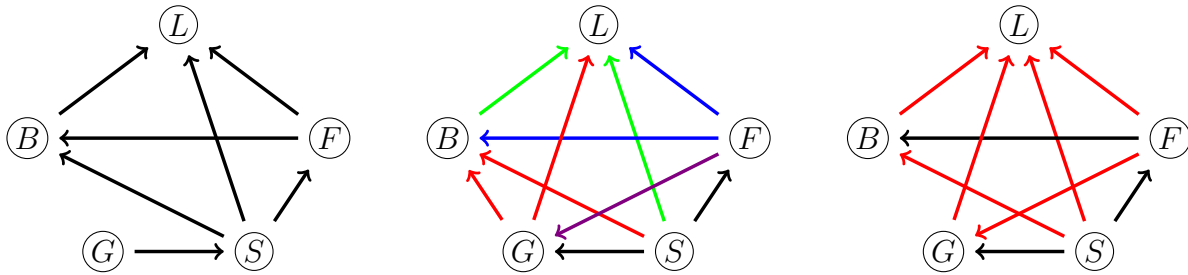


Figure 6: BN for the aspects of everyday life data (left) as well as ALDAGs over the same data associated to the staged trees learned with BHC (center) and CSBHC (right). The edge coloring is: red - context; blue - partial; violet - context/partial; green - local; black - total.

believe in people, life grade does not depend on gender for those that practice sports and have friends they can count on (stages v_{37} - v_{40}). Similarly, conditionally on whether individuals believe in people, the distribution of life grade is the same for male individuals that practice sports who either have friends or are unsure about it (stages v_{37} , v_{38} , v_{41} , v_{42}). It can also be noticed that gender almost has no effect on whether individuals believe in others, the only dependence existing for individuals that practice sports and are unsure about having friends (stages v_{19} - v_{20}). These are just few of the many conclusions that can be drawn from the tree and a whole explanation is beyond the scope of this analysis.

Although the staged tree in Figure 7 can still be visually inspected, it is already rather extensive with 72 leaves and 45 internal vertices. Its associated ALDAG in Figure 6 (middle) provides a compact summary of the dependence structure and shows that all variables are related to each other according to different types of dependence.

An alternative tree is learned with the CSBHC algorithm over the same dataset and variable ordering and is reported in Figure 7 (right). The tree has a staging which is a lot

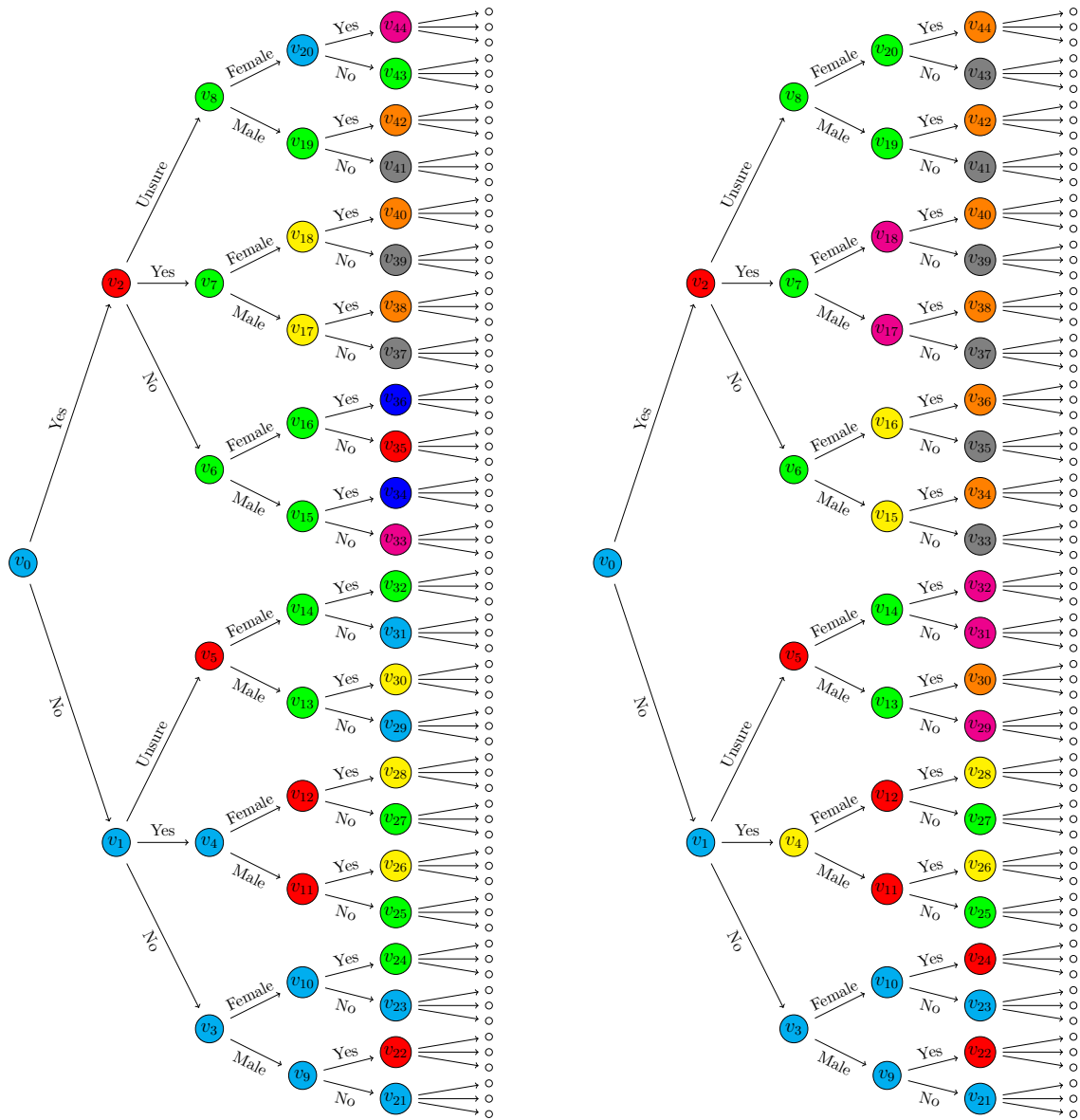


Figure 7: Staged tree learned using the hill-climbing algorithm (left) and the CSBHC algorithm (right) over the aspects of everyday life data with variables' order S, F, G, B, L.

more symmetric than the one of the generic staged tree. For instance, it states that life grade is independent of gender and the availability of friends conditionally on whether you believe in people and on conducting sport activity (stages v_{33} - v_{44}). Also the staging of the vertices v_9 - v_{20} reports that, given a specific level of sports activity and the availability of friends, gender does not affect whether an individual believes in people. The associated ALDAG in Figure 6 (right) is therefore not complete and has a missing edge from G to B. It can also be noticed that edges are only of type total or context. Compared to the standard BN, both ALDAGs show additional patterns of dependence that can be retrieved because the assumption of symmetric dependence was relaxed.

Notice that both the generic staged tree and the alternative staged tree obtained with CSBHC, provide a better description of the dependence structure of the data, since they have lower BICs than the one associated to the BN, 251648 and 251673 respectively.

6.3 Enterprise Innovation

We next consider data from the 2012 Italian enterprise innovation survey, again collected by ISTAT (ISTAT, 2015). The survey reports information about medium-sized Italian companies as well as their involvement with innovation in the three-years period between 2010-2012. The aim of the analysis is to assess which factors related to innovation are connected with changes in the company revenue.

Out of the many questions available in the survey, we consider 14 factors that could influence the revenue of an enterprise. The variables considered are summarized in Table 3. Instances with a missing answer were dropped, resulting in 8938 answers to the survey. Notice that in this situation it is unfeasible to study directly the staged tree, since it would have more than 100k leaves making it impossible to visualize its staging.

Therefore, we follow the alternative strategy outlined in Section 5.3 of creating an

Name	Explanation	Levels
GP	Belongs to an industrial group	Yes/No
LARMAR	Main market	Regional/National/International
INPDDG	Product innovation 2010-2012	Yes/No
INPDSV	Service innovation 2010-2012	Yes/No
INPD	Other innovations 2010-2012	Yes/No
INABA	Abandoned innovation 2008-2010	Yes/No
INONG	Ongoing innovation from 2008-2010	Yes/No
CO	Cooperation agreements for innovation	Yes/No
ORG	New organization practices	Yes/No
MKT	New marketing practices	Yes/No
PUB	Contracts with public institutions	Yes/No
EMP	Number of employees	10-49/50-249/>250
EMPUD	Employees with degree	0%/1-10%/>10%
RD	Research & development	Yes/No
GROWTH	Increased revenue 2012/2010	Yes/No

Table 3: Variables from the 2012 ISTAT enterprise innovation survey.

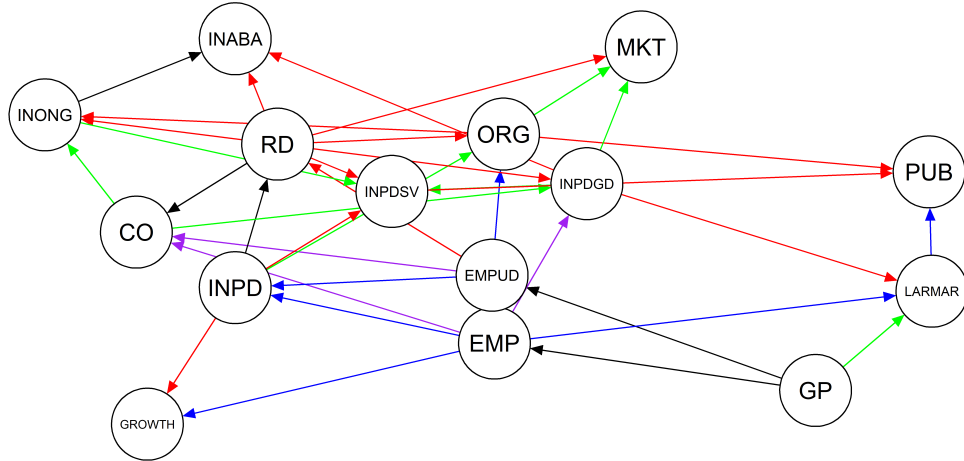


Figure 8: BN (without considering edge coloring) and ALDAG for the enterprise innovation survey data. The edge coloring is: red - context; blue - partial; violet - context/partial; green - local; black - total.

ALDAG as a refinement of a BN. Thus, we first learn a BN from data, reported in Figure 8 (by not considering the edge coloring). Interestingly, the BN suggests that the only two factors that have a direct influence on the change of revenue of a company (GROWTH) are the number of employees (EMP) and whether it carried out innovations of other types in the past three years (INPD) - meaning not product or service innovations.

The resulting BN is refined into an ALDAG using the backward hill-climbing algorithm which can only join staged together and is reported in Figure 8. Of the original 35 edges, only five are still of type total and embedding symmetric independences. All other edges are colored, indicating that there are types of dependence in the data which cannot be represented symmetrically. This is confirmed by the BIC of the ALDAG which is equal to 133689, much lower than the one of the BN (134311).

Since GROWTH is independent of all other variables conditionally on EMP and INPD

and since our interest is in assessing how factors are relevant for the change of revenue, we can construct a tree with these three variables only and deleting all those that are conditionally independent. We call such a tree the *dependence subtree*. This is reported in Figure 9 for GROWTH and the ALDAG in Figure 8. It shows the staging of the variable GROWTH using only its parents in the associated ALDAG. The staging tells us that for larger companies the probability of revenue change does not depend on other innovations and it is the same as for medium-sized companies that invested in other innovations (stages v_7-v_9). Medium-sized companies that did not invest in other innovations have the same probability of revenue change as small ones that did invest in other innovations (stages v_5-v_6). Importantly, larger enterprises and medium-sized ones that invested in other innovations have the larger probability of increasing revenue (0.61). On the other hand smaller companies that did not invest in other innovations are more likely to decrease their revenue since their probability of increasing is only 0.47.

An algorithm for constructing the dependence subtree is based on a simple variation of those given in the supplementary material. Dependence subtrees are extremely powerful since they allow us to visualize the dependence structure of GROWTH by means of the small tree in Figure 9, without having to investigate the full staged tree having more than 100k leaves.

7 Discussion

Staged trees are a flexible class of models that can represent highly non-symmetric relationships. This richness has the drawback that independences are often difficult to assess and visualize intuitively through its graph. In this paper we introduce methods that summarize both the symmetric and non-symmetric relationships learned from data via structural

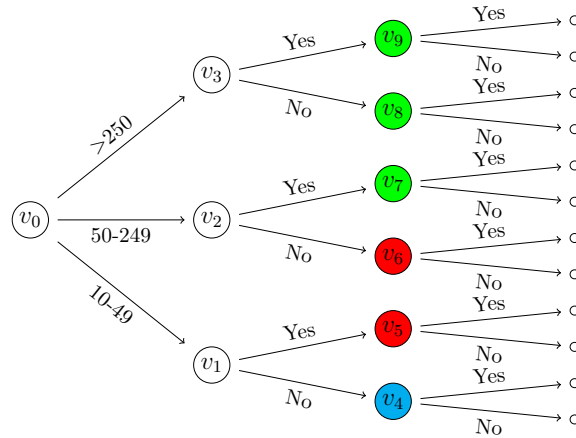


Figure 9: The dependence subtree associated to the ALDAG in Figure 8 for the variable GROWTH. The variable order is (EMP,INPD,GROWTH).

learning by transforming the tree into a DAG. As a result, we introduced a novel class of graphs extending DAGs by labeling their edges. Our data applications showed the superior fit to data of such models as well as the information they can provide in real domains.

The new DAG edge labeling is based on the identification of the class of dependence. A different possibility would be to define a dependence index between any two variables which measures how different their relationship is from total dependence/independence. By learning a staged tree from data we could then label the edges of a BN with such indexes. The definition of such models is the focus of current research.

This work further provides a first criterion to read any symmetric conditional independence from a staged tree. Algorithms to assess if generic non-symmetric conditional independence statements hold still need to be developed. Here we have provided an intermediate solution to this problem by characterizing if a non-symmetric independence exists or not. We plan to provide a conclusive solution to non-symmetric independence queries in future work.

References

- Barclay, L., J. Hutton, and J. Smith (2014). Chain event graphs for informed missingness. *Bayesian Analysis* 9(1), 53–76.
- Boutilier, C., N. Friedman, M. Goldszmidt, and D. Koller (1996). Context-specific independence in Bayesian networks. In *Proceedings of the 12th Conference on Uncertainty in Artificial Intelligence*, pp. 115–123.
- Cano, A., M. Gómez-Olmedo, S. Moral, C. B. Pérez-Ariza, and A. Salmerón (2012). Learning recursive probability trees from probabilistic potentials. *International Journal of Approximate Reasoning* 53(9), 1367–1387.
- Carli, F., M. Leonelli, E. Riccomagno, and G. Varando (2022). The R package stagedtrees for structural learning of stratified staged trees. *Journal of Statistical Software* 102(6), 1–30.
- Carli, F., M. Leonelli, and G. Varando (2020). A new class of generative classifiers based on staged tree models. *arXiv:2012.13798*.
- Chickering, D. M., D. Heckerman, and C. Meek (1997). A Bayesian approach to learning Bayesian networks with local structure. In *Proceedings of 13th Conference on Uncertainty in Artificial Intelligence*, pp. 80–89.
- Collazo, R., C. Görden, and J. Smith (2018). *Chain event graphs*. Chapman & Hall.
- Corander, J., A. Hyttinen, J. Kontinen, J. Pensar, and J. Väänänen (2019). A logical approach to context-specific independence. *Annals of Pure and Applied Logic* 170(9), 975–992.

- Cowell, R. G. and J. Q. Smith (2014). Causal discovery through MAP selection of stratified chain event graphs. *Electronic Journal of Statistics* 8(1), 965–997.
- Darwiche, A. (2009). *Modeling and reasoning with Bayesian networks*. Cambridge University Press.
- Dawson, R. J. (1995). The “unusual episode” data revisited. *Journal of Statistics Education* 3(3).
- Duarte, E. and L. Solus (2021a). A new characterization of discrete decomposable graphical models. *arXiv:2105.05907*.
- Duarte, E. and L. Solus (2021b). Representation of context-specific causal models with observational and interventional data. *arXiv preprint arXiv:2101.09271*.
- Freeman, G. and J. Q. Smith (2011). Bayesian MAP model selection of chain event graphs. *Journal of Multivariate Analysis* 102(7), 1152–1165.
- Friedman, N. and M. Goldszmidt (1996). Learning Bayesian networks with local structure. In *Proceedings of the 12th Conference on Uncertainty in Artificial Intelligence*, pp. 252–262.
- Geiger, D. and D. Heckerman (1996). Knowledge representation and inference in similarity networks and Bayesian multinets. *Artificial Intelligence* 82(1-2), 45–74.
- Görge, C., A. Bigatti, E. Riccomagno, and J. Q. Smith (2018). Discovery of statistical equivalence classes using computer algebra. *International Journal of Approximate Reasoning* 95, 167–184.
- Görge, C., M. Leonelli, and J. Smith (2015). A differential approach for staged trees. In *European Conference on Symbolic and Quantitative Approaches to Reasoning and Uncertainty*, pp. 346–355. Springer.

- Görger, C., M. Leonelli, and O. Marigliano (2022). The curved exponential family of a staged tree. *Electronic Journal of Statistics* 16(1), 2607–2620.
- Højsgaard, S. and S. L. Lauritzen (2008). Graphical Gaussian models with edge and vertex symmetries. *Journal of the Royal Statistical Society: Series B* 70(5), 1005–1027.
- Hyttinen, A., J. Pensar, J. Kontinen, and J. Corander (2018). Structure learning for Bayesian networks over labeled DAGs. In *International Conference on Probabilistic Graphical Models*, pp. 133–144.
- ISTAT (2014). Multiscopo ISTAT – Aspetti della vita quotidiana. UniData - Bicocca Data Archive, Milano. Codice indagine SN147. Versione del file di dati 2.0.
- ISTAT (2015). Italian innovation survey 2010-2012. , <http://www.istat.it/en/archive/87787>.
- Jaeger, M., J. D. Nielsen, and T. Silander (2006). Learning probabilistic decision graphs. *International Journal of Approximate Reasoning* 42(1-2), 84–100.
- Leonelli, M. and G. Varando (2021). Context-specific causal discovery for categorical data using staged trees. *arXiv preprint arXiv:2106.04416*.
- Leonelli, M. and G. Varando (2022a). Highly efficient structural learning of sparse staged trees. *PMLR* 186, 193–204.
- Leonelli, M. and G. Varando (2022b). Structural learning of simple staged trees. *arXiv:2203.04390*.
- Massam, H., Q. Li, and X. Gao (2018). Bayesian precision and covariance matrix estimation for graphical Gaussian models with edge and vertex symmetries. *Biometrika* 105(2), 371–388.

- Nyman, H., J. Pensar, T. Koski, and J. Corander (2016). Context-specific independence in graphical log-linear models. *Computational Statistics* 31(4), 1493–1512.
- Pensar, J., H. Nyman, and J. Corander (2017). Structure learning of contextual Markov networks using marginal pseudo-likelihood. *Scandinavian Journal of Statistics* 44(2), 455–479.
- Pensar, J., H. Nyman, T. Koski, and J. Corander (2015). Labeled directed acyclic graphs: a generalization of context-specific independence in directed graphical models. *Data Mining and Knowledge Discovery* 29(2), 503–533.
- Pensar, J., H. Nyman, J. Lintusaari, and J. Corander (2016). The role of local partial independence in learning of Bayesian networks. *International Journal of Approximate Reasoning* 69, 91–105.
- Poole, D. and N. L. Zhang (2003). Exploiting contextual independence in probabilistic inference. *Journal of Artificial Intelligence Research* 18, 263–313.
- Scutari, M. (2010). Learning Bayesian networks with the bnlearn R package. *Journal of Statistical Software* 35(3), 1–22.
- Shen, Y., A. Choi, and A. Darwiche (2020). A new perspective on learning context-specific independence. In *PMLR*, Volume 138, pp. 425–436.
- Silander, T. and T. Leong (2013). A dynamic programming algorithm for learning chain event graphs. In *Proceedings of the International Conference on Discovery Science*, pp. 201–216.
- Smith, J. and P. Anderson (2008). Conditional independence and chain event graphs. *Artificial Intelligence* 172(1), 42 – 68.

- Talvitie, T., R. Eggeling, and M. Koivisto (2019). Learning Bayesian networks with local structure, mixed variables, and exact algorithms. *International Journal of Approximate Reasoning* 115, 69–95.
- Thwaites, P., J. Q. Smith, and E. Riccomagno (2010). Causal analysis with chain event graphs. *Artificial Intelligence* 174(12-13), 889–909.
- Thwaites, P. A. and J. Q. Smith (2015). A separation theorem for chain event graphs. *arXiv:1501.05215*.

A Proof of Proposition 1

For the proof we use the following Lemma.

Lemma 1. *Let $T = (V, E, \theta)$ and $T' = (V, E, \theta')$ be two staged trees with same tree (V, E) . We have that $\mathcal{M}_T \subseteq \mathcal{M}_{T'}$ if and only if for each $e, f \in E$, $\theta'(e) = \theta'(f) \Rightarrow \theta(e) = \theta(f)$.*

The result follows directly from the definition of \mathcal{M}_T .

The proof of Proposition 1 starts by showing that $\mathcal{M}_T \subseteq \mathcal{M}_{G_T}$. We have that $\mathcal{M}_{G_T} = \mathcal{M}_{T_{G_T}}$ and let θ' be the labeling of T_{G_T} . Both T and T_{G_T} are \mathbf{X} -compatible staged tree and thus share the same vertex and edge set. Suppose that for $\mathbf{x}_{[i-1]}, \mathbf{y}_{[i-1]} \in \mathbb{X}_{[i-1]}$, $\kappa(\mathbf{x}_{[i-1]}) \neq \kappa(\mathbf{y}_{[i-1]})$. We define now a sequence of nodes $\mathbf{x}_{[i-1]}^0 = \mathbf{x}_{[i-1]}^0, \dots, \mathbf{x}_{[i-1]}^{i-1} = \mathbf{y}_{[i-1]}$ in $\mathbb{X}_{[i-1]} \subseteq V$ as following,

$$\mathbf{x}_{[i-1]}^0 = \mathbf{x}_{[i-1]}, \quad x_j^h = \begin{cases} x_j^{h-1} & j > h \\ y_j & j \leq h \end{cases}.$$

Define $h_0 = \min\{h \text{ s.t. } \kappa(\mathbf{x}_{[i-1]}^h) \neq \kappa(\mathbf{x}_{[i-1]}^{h-1})\}$. We have that $k(\mathbf{x}_{[i-1]}) = \dots = \kappa(\mathbf{x}_{[i-1]}^{h_0-1}) \neq \kappa(\mathbf{x}_{[i-1]}^{h_0})$ and thus, by construction of G_T , $(h_0, i) \in F_T$ that in turn implies $\theta'(\mathbf{x}_{[i-1]}, x_i) \neq \theta'(\mathbf{y}_{[i-1]}, x_i)$ for all $x_i \in \mathbb{X}_i$. We thus have $\mathcal{M}_T \subseteq \mathcal{M}_{T_{G_T}} = \mathcal{M}_{G_T}$ by Lemma 1.

Assume now $G = ([p], F)$ is a DAG with $1, \dots, p$ as a topological ordering and such that $\mathcal{M}_T \subseteq \mathcal{M}_G$, then $\mathcal{M}_T \subseteq \mathcal{M}_{T_G}$ and if γ is the labeling of T_G we have that $\gamma(e) = \gamma(f) \Rightarrow \theta(e) = \theta(f)$ for each $e, f \in E$ by Lemma 1. Let $(k, i) \in F_T$ be an edge of G_T , then by construction there exist $\mathbf{x}_{[i-1]}, \mathbf{x}'_{[i-1]} \in \mathbb{X}_{[i-1]}$ with $x_j = x'_j, j \neq k$ such that $\kappa(\mathbf{x}_{[i-1]}) \neq \kappa(\mathbf{x}'_{[i-1]})$. Hence, $\gamma(\mathbf{x}_{[i-1]}, (\mathbf{x}_{[i-1]}, x_i)) \neq \gamma(\mathbf{x}'_{[i-1]}, (\mathbf{x}'_{[i-1]}, x_i))$ and it is easy to see that this implies $(h, i) \in F$ by construction of T_G .

Algorithm 1 DAG to \mathbf{X} -Compatible Staged Tree

Input: A DAG $G = ([p], F)$ such that $1, \dots, p$ is a topological order of G .

Output: The stage vectors $\mathbf{s}^1, \dots, \mathbf{s}^{p-1}$ encoding an \mathbf{X} -compatible staged tree T such that $\mathcal{M}_T = \mathcal{M}_G$.

```
for  $i = 1$  to  $p - 1$  do
   $\mathbf{s}^i = [1]$ 
  for  $j = 1$  to  $i$  do
    if  $j \in \Pi_{i+1}$  then
       $\mathbf{s}^i = [s \times \mathbb{X}_j : s \in \mathbf{s}^i]$ 
    else
       $\mathbf{s}^i = [s \times [1, \dots, 1] : s \in \mathbf{s}^i]$ 
    end if
  end for
end for
```

B Algorithms' Implementations

The implemented algorithms work with \mathbf{X} -compatible staged trees $T = (V, E, \theta)$. There are different ways to practically implement staged trees, here we use a representation similar to the R package `stagedtrees` (Carli et al., 2022). In particular, let \mathbf{X} be a random vector taking values in $\mathbb{X} = \times_{i \in [p]} \mathbb{X}_i$ and assume there are total orders over each \mathbb{X}_i . Then $\mathbb{X}_{[j]}$ has an induced lexicographic total order. The node labeling (or coloring) κ in the \mathbf{X} -compatible staged tree definition can be represented by a sequence of vectors of symbols $\mathbf{s}^1, \mathbf{s}^2, \dots, \mathbf{s}^{p-1}$ where $\mathbf{s}^j = (\kappa(v))_{v \in \mathbb{X}_{[j]}} \in \mathcal{C}^{|\mathbb{X}_{[j+1]}|}$ is the vector of coloring and $\mathbb{X}_{[j+1]}$ is the set of nodes of T with depth j , ordered with respect to the induced lexicographic order. The vectors $\mathbf{s}^1, \dots, \mathbf{s}^{p-1}$ represent the stages of the tree and thus we refer to them as *stage vectors*.

Algorithm 1 describes the pseudo-code for the conversion algorithm that takes as input a DAG over $[p]$ and outputs an \mathbf{X} -compatible staged tree. We assume that $1, \dots, p$ is a topological ordering of the DAG nodes, if not a simple permutation is sufficient before applying the algorithm.

Algorithm 2 is an implementation of the conversion from staged trees to DAGs. The

algorithm records additional information about the type of dependence between variables, so that it can be used to define the corresponding ALDAG.

Algorithm 3 is the pseudo-code of the context specific backward hill-climbing algorithm described in Section 5.3.1.

In the pseudo-code for Algorithms 2 and 3 we use the following notation: $\text{vec}(A)$ is the column-wise vectorization of a matrix A and $\text{mat}^{m,n}(\mathbf{a})$ is the column-wise (m, n) -matrix-filling such that $\text{vec}(\text{mat}^{m,n}(a)) = a$ and $\text{mat}^{m,n}(\text{vec}(A)) = A$, where a is a vector of symbols of length mn and A is a matrix of symbols of dimensions (m, n) .

Both Algorithms 2 and 3 are based on the following observation. For every $i \in [p - 1]$ consider the following i matrices of stage symbols obtained iteratively:

$$\begin{aligned} A_i &= \text{mat}^{m_i, n_i}(\mathbf{s}^i) && \text{where } m_i = |\mathbb{X}_i|, n_i = \text{lenght}(\mathbf{s}^i)/m_i \\ A^j &= \text{mat}^{m_j, n_j}(\text{vec}(A_{j+1}^t)) && \text{where } m_j = |\mathbb{X}_j|, n_j = \text{lenght}(\mathbf{s}^i)/m_j \end{aligned}$$

Then we have that for each $j \leq i$ we can easily read the context, partial and local conditional independences between X_{i+1} and X_j from the matrix of stages A_j . Each row in the matrix A_j corresponds to a level of the variable X_j and each column corresponds to a context of the type $x_{[i] \setminus j}$. Thus, for example, if a column of A_j has all elements equal, it means that, for the particular context, the value of X_j does not affect the conditional probability for X_{i+1} ; hence X_{i+1} is conditional independent of X_j given the specific context. If a subset of a column has all equal elements, the conditional independence is partial. And finally, if some elements of the matrix A_j are equal and belong to different columns then the independence is only local.

Algorithm 2 \mathbf{X} -Compatible Staged Tree to DAG

Input: An \mathbf{X} -compatible staged tree T encoded with stage vectors $\mathbf{s}^1, \dots, \mathbf{s}^{p-1}$.

Output: A minimal DAG $G = ([p], F)$ such that $\mathcal{M}_T \subseteq \mathcal{M}_G$ and a labeling of its edges ψ defining an ALDAG.

```
 $G = (V, E = \emptyset)$ 
for  $i = 1$  to  $p - 1$  do
   $a = \mathbf{s}^i$ 
  for  $j = i$  to  $1$  do
     $N = \text{length}(a)$ 
     $m = |\mathbb{X}_j|$  and  $n = N/m$ 
     $A = \text{mat}^{m,n}(a)$ 
     $c_k = |\{A_{u,k} : u \in [m]\}|, k \in [n]$ 
     $r_u = |\{A_{u,k} : k \in [n]\}|, u \in [m]$ 
    if  $\max\{c_k : k \in [n]\} > 1$  then
      #  $j$  is a parent of  $i + 1$ 
       $E = E \cup \{(j, i + 1)\}$ 
      # check the type of dependence
      if  $\min\{c_k : k \in [n]\} = m$  then
         $r = \sum_{i \in [m]} |\{A_{u,k} : k \in [n]\}|$ 
         $d = |\{A_{u,k} : u \in [m], k \in [n]\}|$ 
        if  $r \neq d$  then
           $\psi(j, i + 1) = \text{local}$ 
        end if
      else if  $\min\{c_k : k \in [n]\} = 1$  then
        # there is at least one context specific indep.
        if  $\exists k \in [n]$  s.t.  $2 < c_k < m$  then
          # there is also a partial indep.
           $\psi(j, i + 1) = \text{context/partial}$ 
        else
           $\psi(j, i + 1) = \text{context}$ 
        end if
      else
         $\psi(j, i + 1) = \text{partial}$ 
      end if
       $a = \text{vec}(A^t)$ 
    else
      # all rows of  $A$  are equal, and  $j$  is not a parent of  $i + 1$ 
       $a = (A_{1,1}, \dots, A_{1,n})$ 
    end if
  end for
end for
```

Algorithm 3 Context-specific backward hill-climb (CSBHC)

Input: A starting \mathbf{X} -compatible staged tree T encoded with stage vectors $\mathbf{s}^1, \dots, \mathbf{s}^{p-1}$; a dataset \mathcal{D} of observations from \mathbf{X} ;

The score $f : (T, \mathcal{D}) \mapsto \mathbb{R}$ to be optimized.

Output: An \mathbf{X} -compatible staged tree

$f_{best} = f(T, \mathcal{D})$, compute initial score

for $i = 1$ to $p - 1$ **do**

repeat

$a = \mathbf{s}^i$ the stage vector of T for variable X_{i+1}

$N = \text{length}(a) = \prod_{j \in [i]} |\mathbb{X}_j|$

for $j = i$ to 1 **do**

$m = |\mathbb{X}_j|$ and $n = N/m$

$A = \text{mat}^{m,n}(a)$

for α column of A **do**

 let T' be the staged tree obtained from T by joining together the stages in α

if $f(T', \mathcal{D}) > f_{best}$ **then**

$T_{best} = T'$

$f_{best} = f(T', \mathcal{D})$

end if

end for

$a = \text{vec}(A^t)$

end for

$T = T_{best}$

until no improvement in score is possible

end for
