

Adaptive estimation of irregular mean and covariance functions

Steven Golovkine*

Nicolas Klutchnikoff†

Valentin Patilea‡

June 11, 2024

Abstract

Nonparametric estimators for the mean and the covariance functions of functional data are proposed. The setup covers a wide range of practical situations. The random trajectories are, not necessarily differentiable, have unknown regularity, and are measured with error at discrete design points. The measurement error could be heteroscedastic. The design points could be either randomly drawn or common for all curves. The estimators depend on the local regularity of the stochastic process generating the functional data. We consider a simple estimator of this local regularity which exploits the replication and regularization features of functional data. Next, we use the “smoothing first, then estimate” approach for the mean and the covariance functions. They can be applied with both sparsely or densely sampled curves, are easy to calculate and to update, and perform well in simulations. Simulations built upon an example of real data set, illustrate the effectiveness of the new approach.

Key words: Functional data analysis; Hölder exponent; Kernel smoothing; Minimax optimality

MSC2020: 62R10; 62G05; 62M09

1 Introduction

Motivated by a large number of applications, there is a great interest in models for observation entities in the form of a sequence of measurements recorded intermittently at several discrete points in time. Functional data analysis (FDA) considers such data as being values on the trajectories of a stochastic process, recorded with some error, at discrete random times. The mean and the covariance functions play a critical role in FDA.

To formalize the framework, let \mathcal{T} be a compact interval, typically $[0, 1]$. Data consist of random realizations of sample paths from a second-order stochastic process $X = (X_t : t \in \mathcal{T})$ with continuous trajectories. The mean and covariance functions are $\mu(t) = \mathbb{E}[X_t]$ and

$$\Gamma(s, t) = \mathbb{E}[\{X_s - \mu(s)\}\{X_t - \mu(t)\}] = \mathbb{E}[X_s X_t] - \mu(s)\mu(t), \quad s, t \in \mathcal{T},$$

respectively. If the independent realizations $X^{(1)}, \dots, X^{(i)}, \dots, X^{(N)}$ of X were observed, the ideal estimators would be

$$\tilde{\mu}_N(t) = \frac{1}{N} \sum_{i=1}^N X_t^{(i)} \quad \text{and} \quad \tilde{\Gamma}_N(s, t) = \frac{1}{N-1} \sum_{i=1}^N \{X_s^{(i)} - \tilde{\mu}_N(s)\} \{X_t^{(i)} - \tilde{\mu}_N(t)\}, \quad s, t \in \mathcal{T}.$$

*MACSI, Department of Mathematics and Statistics, University of Limerick, Ireland; steven.golovkine@ul.ie

†Univ Rennes, CNRS, IRMAR - UMR 6625, F-35000 Rennes, France; nicolas.klutchnikoff@univ-rennes2.fr

‡Univ Rennes, Ensai, CNRS, CREST - UMR 9194, F-35000 Rennes, France; valentin.patilea@ensai.fr

In applications, the curves are rarely observed without error and never at each value $t \in \mathcal{T}$. This is why we consider the following common and more realistic setup. For each $1 \leq i \leq N$, and given a positive integer M_i , let $T_m^{(i)} \in \mathcal{T}$, $1 \leq m \leq M_i$, be the observation times for the curve $X^{(i)}$. The observations associated with a curve, or trajectory, $X^{(i)}$ consist of the pairs $(Y_m^{(i)}, T_m^{(i)}) \in \mathbb{R} \times \mathcal{T}$ where

$$Y_m^{(i)} = X^{(i)}(T_m^{(i)}) + \varepsilon_m^{(i)}, \quad 1 \leq m \leq M_i, \quad 1 \leq i \leq N, \quad (1)$$

and $\varepsilon_m^{(i)}$ is an independent (centered) error variable. Here, and in the following, we use the notation $X_t^{(i)}$ for the value at a generic point $t \in \mathcal{T}$ of the realization $X^{(i)}$ of X , while $X^{(i)}(T_m^{(i)})$ denotes the measurement at $T_m^{(i)}$ of this realization.

A commonly used idea is to build feasible versions of $\tilde{\mu}_N(\cdot)$ and $\tilde{\Gamma}_N(\cdot, \cdot)$ using nonparametric estimates of $X_t^{(i)}$ and $X_s^{(i)} X_t^{(i)}$, such as those obtained by smoothing splines or local polynomials. This approach, usually called “smoothing first, then estimate” or “two-stage procedure”, is considered, among others, by [Hall et al. \(2006\)](#) and [Zhang and Chen \(2007\)](#). In general, the sample trajectories are required to admit at least second-order derivatives over \mathcal{T} . [Li and Hsing \(2010\)](#), [Zhang and Wang \(2016\)](#) and [Zhang and Wang \(2018\)](#) propose an alternative local linear smoothing approach where the estimators are determined by suitable weighting schemes which involve the whole sample of curves. This idea exploits the so-called replication and regularization features of functional data, see [Ramsay and Silverman \(2005, Ch. 22\)](#). In this alternative approach, the regularity assumptions are imposed on the mean and covariance functions, which are required to admit second, or higher, order derivatives over the domain. Since, in general, the mean and covariance functions are more regular than the sample trajectories, the approach based on weighting schemes using all the sample curves might be preferable. However, in some cases, for instance in energy, chemistry, physics, astronomy or medical applications, the mean and covariance could be quite irregular, of unknown irregularity.

[Cai and Yuan \(2011\)](#) and [Cai and Yuan \(2010\)](#) derive the optimal rates of convergence, in the minimax sense, for the mean and covariance functions, respectively, and proposed optimal estimators. The estimator of the mean function proposed by [Cai and Yuan \(2011\)](#) is a smoothing spline estimator which could be built only if the regularity of the sample paths is known. [Cai and Yuan \(2010\)](#) use the representation of the covariance function in a tensor product reproducing kernel Hilbert space. Under some assumptions, they derive estimators for $\Gamma(s, t)$ using a low-dimensional version of this representation obtained by a regularization procedure, provided the values M_i are not very different. This procedure involves numerical optimization. See also [Wong and Zhang \(2019\)](#). The optimal rates for the mean and covariance functions are defined by the sum of two types of terms. One corresponds to the rate of convergence of the ideal estimators $\tilde{\mu}_N(\cdot)$ and $\tilde{\Gamma}_N(\cdot, \cdot)$, which is the standard rate of convergence for empirical means and covariances. The other contribution to the optimal rates is given by the differences between $\tilde{\mu}_N(\cdot)$ and $\tilde{\Gamma}_N(\cdot, \cdot)$ and their feasible versions. The optimal rates of the differences depend on the regularity of sample trajectories, because the minimax lower bounds should also take into account the case where the functions to be estimated have the same regularity as the trajectories.

The estimation of the mean and covariance functions presents another specific feature. The optimal rates of convergence depend on the nature of the measurement times $T_m^{(i)}$. Up to now, two situations have been investigated in the literature. On the one hand, the so-called *independent design* case where, given the M_i 's, the $T_m^{(i)}$ are obtained as a random sample of size $M_1 + \dots + M_N$ from the same continuous distribution. On the other hand, the so-called *common design* case

where the M_i are all equal to some integer value \mathbf{m} , and the $T_m^{(i)}$, $1 \leq m \leq \mathbf{m}$, are the same across the curves $X^{(i)}$. In both cases, the best rates for the nonparametric estimators depend on the regularity of the sample trajectories. These rates also depend on the number of different observation times $T_m^{(i)}$, that is equal to $M_1 + \dots + M_N$ with independent design, and equal to \mathbf{m} with common design. In other words, the replication feature of functional data is less impactful with common design. See [Cai and Yuan \(2011\)](#) for the case of the mean function, and [Cai and Yuan \(2010\)](#) and [Cai and Yuan \(2016\)](#) for the case of the covariance function.

In this paper, we propose data-driven “smoothing first, then estimate” type methods, based on 1–dimensional smoothing. The process is allowed to have a varying, unknown regularity. Our method does not require complex numerical optimization. It applies in the same way to common and independent design situations, and allows for general heteroscedastic measurement errors $\varepsilon_m^{(i)}$. Moreover, our approach is suitable with both sparsely or densely sampled curves. The definition of sparse and dense regimes is recalled in [Section 2](#).

Let $\widehat{X}^{(i)}$ be a suitable nonparametric estimator of $X^{(i)}$ applied to the M_i pairs $(Y_m^{(i)}, T_m^{(i)})$, for instance a kernel estimator. This estimator will be suitable because it will take into account the regularity of the process X and the final estimation purpose, i.e. the mean or the covariance function. These features can be achieved in an easy, data-driven way, as explained below. With at hand, the $\widehat{X}^{(i)}$ ’s tuned for the mean function estimation, we define

$$\widehat{\mu}_N(t) = \frac{1}{N} \sum_{i=1}^N \widehat{X}_t^{(i)}, \quad t \in \mathcal{T}. \quad (2)$$

For the covariance function, we distinguish the diagonal from the non-diagonal points. With at hand, the $\widehat{X}^{(i)}$ ’s tuned for the covariance function estimation, and for some diagonal set $\mathcal{D} \subset \mathcal{T}^2 := \mathcal{T} \times \mathcal{T}$ that we shall determine using the data, let us define

$$\widehat{\Gamma}_N(s, t) = \frac{1}{N} \sum_{i=1}^N \widehat{X}_s^{(i)} \widehat{X}_t^{(i)} - \widehat{\mu}_N(s) \widehat{\mu}_N(t), \quad (s, t) \in \mathcal{T}^2 \setminus \mathcal{D}. \quad (3)$$

It is well known that the variance function $\Gamma(s, s)$ induces a singularity when estimating the covariance function $\Gamma(\cdot, \cdot)$. See, for instance, [Zhang and Wang \(2016, Rem. 4\)](#). We propose a simple way to build the diagonal set \mathcal{D} , which asymptotically reduces to the diagonal segment according to a data-driven rule that we provide in the following. Given \mathcal{D} , the estimates of $\Gamma(\cdot, \cdot)$ on \mathcal{D} are directly obtained from the estimates $\widehat{\Gamma}_N(s, t)$ for the closest (s, t) on the boundary of \mathcal{D} .

Although the methodology we propose is general and can be used with different types of smoothers, we focus on the case where the $\widehat{X}_t^{(i)}$ are obtained by kernel smoothing. In this case, tuning the $\widehat{X}^{(i)}$ ’s means suitably determining the rate of decrease and the constant defining the bandwidth. Our approach is completely data-driven and relies on the minimization of a new and suitable risk function.

To the best of our knowledge, there is no contribution which considers estimators of the curves $X^{(i)}$ adapted to their regularity and to the purpose of estimating mean or covariance functions. Trajectory-by-trajectory adaptive optimal smoothing, for instance using the [Goldenshluger and Lepski \(2011\)](#) method, generally yields sub-optimal rates of convergence for $\widehat{\mu}_N(t)$ and $\widehat{\Gamma}_N(s, t)$. The reason is that trajectory-by-trajectory smoothing ignores the information contained in the other $N - 1$ curves in the sample, generated according to the same stochastic process X . See [Cai](#)

and Yuan (2011) for a discussion on the differences with the usual nonparametric rates. One can also use cross-validation for choosing the bandwidth with the suitable weighting schemes, such as proposed by Li and Hsing (2010) or Zhang and Wang (2016). This would however require significant computational effort, and, to the best of our knowledge, the idea has not yet received a theoretical justification. Using the replication and regularization features of functional data, we consider an effective estimator for the local regularity of the process X , a probabilistic concept which determines the analytic regularity of the trajectories of X . The local regularity estimator, a version of the one introduced by Golovkine et al. (2022), combines information both across and within curves. Moreover, it allows for general heteroscedastic measurement errors, does not involve any optimization and is obtained after a fast, possibly parallel, computation. With at hand the local regularity estimator, we derive the suitable estimators $\widehat{X}_t^{(i)}$, and finally our optimal mean and covariance functions estimators. The smoothing parameter used to build the $\widehat{X}_t^{(i)}$ depends on M_i and N , but can be easily computed given the estimate of the local regularity of X . We assert that the replication feature of the functional data makes the concept of local regularity of the process a more meaningful parameter than the usual curve regularity, which is an analytic concept designed for a single function.

In Section 2, we provide insight on why the local regularity of the process X is a natural feature to be considered. Moreover, we explain why the “smoothing first, then estimate” approach could achieve optimal rates when the regularity of X is known. In Section 3, we formally define the local regularity of the process X .

Moreover, we introduce the estimator for this regularity and present exponential bounds for the concentration under mild conditions. In particular, both independent and common designs are allowed, and the process regularity is allowed to vary with t . Section 3 ends with a discussion on the relationship between the process regularity and the analytical regularity of the trajectories. In Section 4, we use the regularity estimate to build sharp bounds of the pointwise quadratic risk function between our estimators and the unfeasible estimators $\widetilde{\mu}_N$ and $\widetilde{\Gamma}_N$, respectively. The bounds depend on quantities which could be estimated by sample averages. Minimizing the risk bounds with respect to the bandwidth, we derive the optimal bandwidth for the kernel estimates of the trajectories. These estimates are further used to estimate the mean and covariance functions. Our mean and covariance estimators, and the local regularity estimator, are computed on the same sample of curves. In other words, no data splitting is necessary with our approach. The finite sample performance of the new estimators is illustrated in Section 5 using simulated samples generated according to the setup of a real data set on the power consumption of households. The simulation method which we introduce in Section 5 is a simple device allowing functional data to be generated with regularity features similar to those observed in real applications. Some conclusions and discussions are given in Section 6. A few proofs are presented in the Appendix. The Supplement Golovkine et al. (2024) contains more technical arguments and simulation results.

2 From unfeasible to feasible optimal estimators

The novelty of our approach is based on the local regularity of X , a mild condition on the second-order moments of the local increments of the process X . Before giving formal definitions, we first explain why the local regularity of the process generating the curves is a meaningful concept, and why our approach can achieve good performance. For this purpose, we analyze the

difference $\widehat{\mu}_N(t) - \widetilde{\mu}_N(t)$, $s, t \in \mathcal{T}$, but similar ideas apply to the covariance function estimation.

The data $(Y_m^{(i)}, T_m^{(i)}) \in \mathbb{R} \times \mathcal{T}$ are generated according to (1) with

$$\varepsilon_m^{(i)} = \sigma(T_m^{(i)}, X^{(i)}(T_m^{(i)}))e_m^{(i)}, \quad 1 \leq m \leq M_i, \quad 1 \leq i \leq N, \quad (4)$$

where the $X^{(i)}$ are independent trajectories of X , $e_m^{(i)}$ are independent copies of a centered variable e with unit variance, and $\sigma(t, x)$ is some unknown bounded function which takes into account possible heteroscedastic measurement errors. The integers M_1, \dots, M_N represent an independent sample of an integer-valued random variable M with expectation \mathbf{m} which increases with N . Thus, M_1, \dots, M_N is the N th line of a triangular array of integers. In the independent design case, for each $1 \leq i \leq N$, the observation times $T_m^{(i)}$ are random copies of a variable $T \in \mathcal{T}$. The realizations of X , e , M and T are assumed to be mutually independent. Let $\mathcal{T}_{obs}^{(i)}$ be the set of observation times $T_m^{(i)}$, $1 \leq m \leq M_i$, over the trajectory $X^{(i)}$. With a common design, $M \equiv \mathbf{m}$, and the $\mathcal{T}_{obs}^{(i)}$ are the same for all i . If not stated differently, the issues discussed in this section apply to both independent and common design cases.

Let

$$\mathbb{E}_i[\cdot] = \mathbb{E}[\cdot \mid M_i, \mathcal{T}_{obs}^{(i)}, X^{(i)}] \quad \text{and} \quad \mathbb{E}_{M,T}[\cdot] = \mathbb{E}[\cdot \mid M_i, \mathcal{T}_{obs}^{(i)}, 1 \leq i \leq N].$$

For any $t \in \mathcal{T}$, we consider a generic, linear, nonparametric estimator:

$$\widehat{X}_t^{(i)} = \sum_{m=1}^{M_i} Y_m^{(i)} W_m^{(i)}(t), \quad 1 \leq i \leq N. \quad (5)$$

The weights $W_m^{(i)}(t)$ are defined as functions of the elements in $\mathcal{T}_{obs}^{(i)}$. The example we keep in mind, and investigate in detail in Section 4, is that of kernel smoothing with a compactly supported kernel. Let

$$\widehat{X}_t^{(i)} - X_t^{(i)} = B_t^{(i)} + V_t^{(i)}, \quad t \in \mathcal{T}, \quad (6)$$

where

$$B_t^{(i)} := \mathbb{E}_i[\widehat{X}_t^{(i)}] - X_t^{(i)} \quad \text{and} \quad V_t^{(i)} := \widehat{X}_t^{(i)} - \mathbb{E}_i[\widehat{X}_t^{(i)}] = \sum_{m=1}^{M_i} \varepsilon_m^{(i)} W_m^{(i)}(t).$$

The pairs of random variables $(B_t^{(i)}, V_t^{(i)})$, $1 \leq i \leq N$, are independent and we could reasonably assume that they are squared integrable for all t . For the mean, we can then write

$$\widehat{\mu}_N(t) - \widetilde{\mu}_N(t) = \frac{1}{N} \sum_{i=1}^N B_t^{(i)} + \frac{1}{N} \sum_{i=1}^N V_t^{(i)}.$$

All the variables $\varepsilon_m^{(i)}$ are centered and conditionally independent, with bounded conditional variance, given all M_i , $\mathcal{T}_{obs}^{(i)}$ and $X^{(i)}$. Thus,

$$\mathbb{E}_{M,T} \left[\left\{ N^{-1} \sum_{i=1}^N V_t^{(i)} \right\}^2 \right] \leq N^{-1} \sup_x \sigma^2(t, x) \times N^{-1} \sum_{i=1}^N \left\{ \max_m |W_m^{(i)}(t)| \times \sum_{m=1}^{M_i} |W_m^{(i)}(t)| \right\}. \quad (7)$$

For the Nadaraya-Watson (NW) estimator with bandwidth h , under some mild conditions, the rate of decrease of the right-hand side in the last display is $O_{\mathbb{P}}((N\mathbf{m}h)^{-1})$.

For illustration, we suppose here that the trajectories are not differentiable. The case of smooth paths is discussed in Section 6. On the bias part, by Cauchy-Schwarz inequality, we then have

$$\mathbb{E}_{M,T} \left[\left\{ N^{-1} \sum_{i=1}^N B_t^{(i)} \right\}^2 \right] \leq N^{-1} \sum_{i=1}^N \left\{ \sum_{m=1}^{M_i} |W_m^{(i)}(t)| \sum_{m=1}^{M_i} \mathbb{E}_{M,T} \left[\left\{ X^{(i)}(T_m^{(i)}) - X_t^{(i)} \right\}^2 \right] |W_m^{(i)}(t)| \right\}. \quad (8)$$

It now becomes clear that the rate of the square of the bias term in $\widehat{\mu}_N(t) - \widetilde{\mu}_N(t)$ is determined by the second-order moment of the increments $X^{(i)}(T_m^{(i)}) - X_t^{(i)}$. If, for $u, v \in \mathcal{T}$ close to t ,

$$\mathbb{E}[\{X_u - X_v\}^2] \approx L_t^2 |u - v|^{2H_t}, \quad (9)$$

with some $0 < H_t \leq 1$ and $L_t > 0$, then the rate of the right-hand side in (2) is bounded by

$$N^{-1} \sum_{i=1}^N \left\{ \sum_{m=1}^{M_i} |W_m^{(i)}(t)| \times \sum_{m=1}^{M_i} L_t^2 |T_m^{(i)} - t|^{2H_t} |W_m^{(i)}(t)| \right\}. \quad (10)$$

For the NW estimator with bandwidth h , this has the rate $O_{\mathbb{P}}(h^{2H_t})$.

Gathering facts, we deduce that, in the case of non-differentiable trajectories, with the NW estimator and

$$h \sim (Nm)^{-1/(1+2H_t)}, \quad (11)$$

one can expect

$$\mathbb{E}_{M,T}[\{\widehat{\mu}_N(t) - \widetilde{\mu}_N(t)\}^2] = O_{\mathbb{P}} \left((Nm)^{-\frac{2H_t}{1+2H_t}} \right).$$

Given the local regularity H_t , the estimator $\widehat{\mu}_N(t)$ can thus achieve the minimax optimal rate for the estimation of the mean function $\mu(t)$. See [Cai and Yuan \(2011\)](#).

In some cases, in particular with kernel smoothing, the estimator defined in (2) could be degenerate, i.e. the weights $W_m^{(i)}(t)$ are not well defined because h is too small. The trajectories for which this happens could change with t . The estimator $\widehat{\mu}_N(t)$ is then defined as an average over the trajectories for which the estimator (2) is not degenerate. This is more likely to happen in the so-called *sparse* regime, where $\mathbf{m}^{2H_t} \ll N$. A similar phenomenon occurs with estimators determined by suitable weighting schemes, see for instance, [Li and Hsing \(2010, Eq. \(2.1\)\)](#), or [Zhang and Wang \(2016, Eq. \(2.3\)\)](#). However, in the independent case, one could benefit from the replication feature of functional data, because only a fraction of trajectories will yield non-degenerate estimators $\widehat{X}_t^{(i)}$. The size of this fraction plays a central role in the sparse regime. This aspect is taken into account in Sections 4.1 and 4.2, where we choose the bandwidths while penalizing the number of trajectories which yield degenerate estimators.

The case of common design requires some special attention. For simplicity, let us assume the common design points are equidistant and consider that kernel smoothing uses a kernel supported on $[-1, 1]$. In this case, the bandwidth cannot have a rate smaller than \mathbf{m}^{-1} , otherwise the weights $W_m^{(i)}(t)$ could all be equal to zero. This means that with a common design, the optimal bandwidth is given by the minimization of $h^{2H_t} + (Nmh)^{-1}$ under the constraint that $\mathbf{m}h$ stays away from zero. Without loss of generality, we could set $h = k/\mathbf{m}$ with k a positive integer and search k which minimizes $h^{2H_t} + (Nmh)^{-1}$. Balancing the two terms, one expects the optimal k/\mathbf{m} to have the rate $(Nm)^{-1/\{1+2H_t\}}$. If \mathbf{m}^{2H_t} is larger than N , i.e., in the so-called *dense*

regime, the optimal k is well defined and $k \sim (\mathfrak{m}^{2H_t}/N)^{1/\{1+2H_t\}}$ and, with this optimal choice, $\mathbb{E}_{M,T}[\{\widehat{\mu}_N(t) - \widetilde{\mu}_N(t)\}^2] = o_{\mathbb{P}}(N^{-1})$. If $\mathfrak{m}^{2H_t} \ll N$, then the constraint that $k \geq 1$ becomes binding, and it is no longer possible to balance the squared bias term and the variance term. The rate of h^{2H_t} dominates the rate $(N\mathfrak{m}h)^{-1}$. The minimal rate for $\mathbb{E}_{M,T}[\{\widehat{\mu}_N(t) - \widetilde{\mu}_N(t)\}^2]$ then corresponds to $k = 1$, and is $O_{\mathbb{P}}(\mathfrak{m}^{-2H_t})$. Gathering facts, we recover the optimal rate for mean estimation with common design, that is $O_{\mathbb{P}}(\mathfrak{m}^{-H_t} + N^{-1/2})$, see [Cai and Yuan \(2011\)](#). Finally, let us recall the somehow surprising message from [Cai and Yuan \(2011, p. 2332\)](#): the interpolation is rate optimal when $\mathfrak{m}^{2H_t} \gg N$ in the case of common design; smoothing does not improve convergence rates. Our contribution to this aspect is a data-driven rule for the practitioner which supplements this theoretical fact. The adaptive bandwidth rule proposed in [Section 4](#) automatically chooses between smoothing and interpolation.

We learn from the above that the “smoothing first, then estimate” approach can lead to optimal rates of convergence for estimating the mean function with independent and common design, as derived by [Cai and Yuan \(2011\)](#), provided the local regularity parameter H_t in [\(2\)](#) is known. In the next section, we introduce a simple estimator of this parameter. Under mild conditions, the estimator concentrates around H_t faster than a suitable negative power of $\log(\mathfrak{m})$. This suffices to guarantee that our mean and covariance functions estimators achieve the same rates as when the local regularity is known.

Let us end this section with a discussion of the differences with the weighting schemes approach, as for instance considered by [Li and Hsing \(2010\)](#) and [Zhang and Wang \(2016\)](#). If the regularity of $\mu(\cdot)$ is known, one could define $B_t^{(i)}$ and $V_t^{(i)}$ in [\(2\)](#) centering by the mean function instead of the trajectory $X_t^{(i)}$, derive the bound of $\mathbb{E}[\{\widehat{\mu}_N(t) - \mu(t)\}^2]$, and find the bandwidth which minimizes this bound. These steps can be found in [Li and Hsing \(2010\)](#) and [Zhang and Wang \(2016\)](#), where $\mu(\cdot)$ is assumed to be twice differentiable. However, the estimation of the regularity of $\mu(\cdot)$ remains an open problem.

3 Local regularity estimator

Our approach is based on the general regularity condition [\(2\)](#), which is a local property that we formally define below. Our definition is closely related to the notion of local intrinsic stationarity introduced by [Hsing et al. \(2016, p. 2060\)](#). Similar concepts of local regularity are common in continuous-time processes, see for example, [Bibinger et al. \(2017, Sec. 5\)](#) and the references therein, but are still little investigated in the context of functional data. In [Section 3.2](#), we propose an estimator of H_t and in [Section 3.3](#), we provide theoretical guarantees. Our estimator is related to the estimation of the Hurst function of a multifractional Brownian motion, and to other regularity parameters studied in the stochastic process theory. See for example, [Shen and Hsing \(2020\)](#), [Corcuera et al. \(2013\)](#), and the references therein. The existing estimators are however usually built with noiseless observations from a single sample path. Finally, given the local regularity, the Kolmogorov Continuity Theorem allows to determine the analytic regularity of the trajectories of X . Details are provided in [Section 3.4](#). Hereafter, $t \in \mathcal{T}$ is an arbitrary fixed point.

3.1 Local regularity in quadratic mean

Let $H : u \mapsto H_u \in (0, 1)$ and $L : u \mapsto L_u > 0$ be Lipschitz functions defined on \mathcal{T} . Let $\Delta_* > 0$ and $\mathcal{O}_*(t) = [t - \Delta_*/2, t + \Delta_*/2] \cap \mathcal{T}$.

Definition 1. The class $\mathcal{X}(H, L; t, \Delta_*)$ is the set of stochastic processes X satisfying the following conditions.

(H1) Constants $\mathfrak{a} > 0$ and $\mathfrak{A} > 0$ (not depending on t) exist such that, for any $p \geq 1$,

$$\sup_{u \in \mathcal{O}_*(t)} \mathbb{E}[|X_u - X_t|^{2p}] \leq \frac{p!}{2} \mathfrak{a} \mathfrak{A}^{p-2}.$$

(H2) Positive constants S and β (not depending on t) exist such that

$$|\mathbb{E}[(X_u - X_v)^2] - L_t^2 |u - v|^{2H_t}| \leq S^2 |u - v|^{2H_t} \Delta_*^{2\beta}, \quad u, v \in \mathcal{O}_*(t), \quad u \leq t \leq v.$$

The quantity H_t is the local regularity of the process over $\mathcal{O}_*(t)$, while L_t is the Hölder constant.

The condition (H1) serves to derive the exponential bound for the concentration of the local regularity estimator. Blanke and Vial (2014) and Golovkine et al. (2022) provide several examples and references on processes satisfying the mild condition in (H2). Examples include, but are not limited to stationary or stationary increment processes. It is worth noting that for some common processes with the ordered eigenvalues of the covariance operator such that, for some $1 < \nu < 3$, $\lambda_j \sim j^{-\nu}$, $j \geq 1$, one has $H \equiv (\nu - 1)/2$. Golovkine et al. (2022) also considers the case of differentiable trajectories, in which case the local regularity H_t refers to the highest order derivative of the sample path in the neighborhood of t .

Let us now consider a general class of processes satisfying (H2), which is also used for our simulation study. We start from the multifractional Brownian motion (MfBm) process. See, for instance, Balança (2015) and the references therein for the formal definitions and the properties of this large class of Gaussian processes. An MfBm, say $(W_t)_{t \geq 0}$, with Hurst index function, say $t \mapsto H_t \in (0, 1)$, is a centered Gaussian process with covariance function

$$C(s, t) = \mathbb{E}[W(s)W(t)] = D(H_s, H_t) [s^{H_s+H_t} + t^{H_s+H_t} - |t - s|^{H_s+H_t}], \quad s, t \geq 0,$$

where

$$D(x, y) = \frac{\sqrt{\Gamma(2x+1)\Gamma(2y+1)\sin(\pi x)\sin(\pi y)}}{2\Gamma(x+y+1)\sin(\pi(x+y)/2)}, \quad D(x, x) = 1/2, \quad x, y > 0.$$

To make the MfBm class even more general, we also consider a deterministic time deformation. The time deformation is defined here by $t \mapsto A(t) \geq 0$, a strictly increasing, continuously differentiable function defined on $[0, \infty)$. Moreover, the derivative $A'(t)$ is strictly positive on any compact interval. Let $A^{-1}(\cdot)$ denote the inverse of $A(\cdot)$, and let $H_{A,t} = H_{A^{-1}(t)}$. We consider the MfBm $(W_{A,t})_{t \geq 0}$ with Hurst index function $H_{A,t}$. Given the Hurst index function H and the time deformation function A , the process we consider is

$$X(t) = W_A(A(t)), \quad t \geq 0, \tag{12}$$

with covariance function

$$C_A(s, t) = \mathbb{E}[X(s)X(t)] = D(H_s, H_t) [A(s)^{H_s+H_t} + A(t)^{H_s+H_t} - |A(t) - A(s)|^{H_s+H_t}]. \tag{13}$$

Lemma 1. Assume $t \mapsto H_t \in (0, 1)$ is twice continuously differentiable, and $t \mapsto L_t > 0$ is continuous, $t \geq 0$. Then, X defined in (3.1) satisfies condition (H2) with local regularity H_t and Hölder constant L_t , provided that, for some $A(0) \geq 0$, the time deformation is

$$A(t) = A(0) + \int_0^t L_s^{1/H_s} ds, \quad t \geq 0.$$

3.2 The local regularity estimation method

Assume that X belongs to $\mathcal{X}(H, L; t, \Delta_*)$. Our first goal is to construct an estimator of H_t . For simplicity, for $u, v \in \mathcal{O}_*(t)$, $u \leq t \leq v$, let us denote

$$\theta(u, v) = \mathbb{E}[(X_u - X_v)^2] \approx L_t^2 |u - v|^{2H_t} \quad \text{if } \Delta_* \text{ is small.}$$

Now, let t_1 and t_3 be such that $[t_1, t_3] \subset \mathcal{O}_*(t)$ and $t_3 - t_1 = \Delta_*/2$. Let $t_2 = (t_1 + t_3)/2$ and define

$$\tilde{H}_t = \frac{\log(\theta(t_1, t_3)) - \log(\theta(t_1, t_2))}{2 \log(2)} \quad \text{if } \Delta_* \text{ is small.} \quad (14)$$

When t is offset from the left and right endpoints of \mathcal{T} by more than $\Delta_*/2$, we set $t_2 = t$. Otherwise, we set $t_1 = \min \mathcal{T}$ or $t_3 = \max \mathcal{T}$, respectively. Since H is Lipschitz continuous and, by construction, $|t_2 - t| \leq \Delta_*/2$, the quantity \tilde{H}_t is a proxy of H_t . A complementary discussion of the choice of t_1, t_2 and t_3 in (3.2) is provided in Golovkine et al. (2024).

Given nonparametric estimators $\tilde{X}_u^{(i)}$ of $X_u^{(i)}$, we define a natural estimator of \tilde{H}_t , and thus of H_t , as

$$\hat{H}_t = \frac{\log(\hat{\theta}(t_1, t_3)) - \log(\hat{\theta}(t_1, t_2))}{2 \log(2)}, \quad \text{where } \hat{\theta}(u, v) = \frac{1}{N} \sum_{i=1}^N (\tilde{X}_u^{(i)} - \tilde{X}_v^{(i)})^2, \quad u, v \in \mathcal{O}_*(t). \quad (15)$$

The estimate of L_t is readily obtained given \hat{H}_t , the details being provided in Section 4.4.

3.3 Concentration properties of the local regularity estimator

The local regularity estimator \hat{H}_t in (3.2) is studied by Golovkine et al. (2022) in the case of constant functions H and L in a neighborhood of t . The quality of \hat{H}_t depends on the generic nonparametric estimator \tilde{X}_u of X_u . To quantify their behavior, we consider the local \mathbb{L}^p -risk

$$R_{\mathbf{m}}(t; p) = \sup_{u \in \mathcal{O}_*(t)} \mathbb{E}[|\tilde{X}_u - X_u|^p], \quad p \geq 1.$$

The risks $R_{\mathbf{m}}(t, p)$ depend on \mathbf{m} , the average number of points on each curve. Our methodology applies to any type of nonparametric estimator \tilde{X} (local polynomials, splines, etc.) as soon as, for any $p \in \mathbb{N}$, its \mathbb{L}^p -risk is suitably bounded. The following mild condition is satisfied by common estimators, see for instance, Gaïffas (2007, Th. 1) for the case of local polynomials.

Assumption 1. There exist two positive constants \mathbf{c} and \mathfrak{C} such that, for any $p \geq 1$,

$$R_{\mathbf{m}}(t; 2p) \leq \frac{p!}{2} \mathbf{c} \mathfrak{C}^{p-2}, \quad \mathbf{m} \geq 1.$$

We can now state a non-asymptotic concentration result for the estimator \hat{H}_t .

Theorem 1. *Assume that X belongs to $\mathcal{X}(H, L; t, \Delta_*)$, and that Assumption 1 holds true. Assume also that there exist $\tau > 0$ and $B > 0$ such that $R_{\mathbf{m}}(t; 2) \leq B \mathbf{m}^{-\tau}$. Let $1 < \varrho$ and $0 < \gamma$, and consider*

$$\varphi(\mathbf{m}) = \log^{-\varrho}(\mathbf{m}) \quad \text{and} \quad \Delta_*/2 = \exp(-\log^\gamma(\mathbf{m})).$$

Then, for any \mathbf{m} larger than some constant \mathbf{m}_0 depending on $B, \tau, \gamma, \rho, H, \beta$ and for some constant \mathfrak{f} ,

$$\mathbb{P} \left[\left| \hat{H}_t - H_t \right| > \varphi(\mathbf{m}), \hat{H}_t > 0 \right] \leq \exp(-\mathfrak{f} N \varphi^2(\mathbf{m}) \Delta_*^{4H_t}).$$

The proof of Theorem 1 follows the lines of Golovkine et al. (2022, Th. 5) and is thus omitted. Let us however point out that the three quantities $R_m(t; 2)$, Δ_* and $\varphi(\mathbf{m})$ are required to decrease to zero, as \mathbf{m} tends to infinity with N , in such a way that

$$R_m(t; 2)/\Delta_*^a + \Delta_*^{1/a}/\varphi(\mathbf{m}) \rightarrow 0, \quad \text{for some } a > 0. \quad (16)$$

First, the choice of $\varphi(\mathbf{m})$ is such that the effect of estimating H_t does not deteriorate the pointwise rates for mean and covariance function estimation. Imposing the mild condition that $\log(N)/\log(\mathbf{m})$ is bounded, since $\mathbf{m}^{1/\log(\mathbf{m})} = e$, the effect of using the bandwidth in (2) with H_t replaced by \widehat{H}_t is negligible as soon as $\varphi(\mathbf{m}) \ll \log^{-1}(\mathbf{m})$. Second, since $\tau > 0$ could be arbitrarily small, the rate imposed on the pilot estimator \widetilde{X} of X , is a very mild consistency requirement. It is achieved by the common nonparametric estimators under general conditions on the smoothing parameters, with random or fixed design, and mild conditions on the distribution of the M_i . See, for instance, Tsybakov (2009) and Belloni et al. (2015). In particular, the required rate for the \widetilde{X} can be obtained under general forms of heteroscedasticity. These facts explain the choice of Δ_* which makes (3.3) to hold true. In conclusion, the only practical choice is that of γ , and we set $\gamma = 1/3$ in our empirical study.

3.4 From the regularity of the process to the regularity of the trajectories

Let us now connect the probabilistic concept of local regularity with the regularity of the sample paths considered as functions. When H is constant in a neighborhood of t , by Assumptions (H1), (H2), using the version of Kolmogorov's criterion stated in Revuz and Yor (1999, Th. 2.1), it can be proven that almost all sample paths of X belong to any Hölder space of functions defined over the neighborhood of t , with the Hölder exponent less than H . As an example, the Brownian motion has a constant local regularity equal to $1/2$. Moreover, almost surely, the sample paths of the Brownian motion belong to any Hölder space of local regularity less than $1/2$, but cannot be Hölder continuous with exponent greater than or equal to $1/2$. The general form of the Hölder regularity of the MfBm sample paths, which depends on H_t , can be found for example in Balança (2015).

Hence, the probability theory indicates that imposing assumptions on the regularity of the sample paths could be a delicate issue. Indeed, even for some widely used examples, this regularity is not well defined in the sense required by the nonparametric statistics theory. Since the sample paths have a regularity which can be arbitrarily close to the local regularity of the process X as defined above, the probabilistic concept of local regularity seems more appropriate for establishing the rates of convergence for the mean and covariance estimators.

4 Adaptive mean and covariance function estimators

We now explain how to select data-driven bandwidths for kernel smoothing of the trajectories and build adaptive mean and covariance function estimates. Hereafter, \widehat{H}_t will be the estimator of H_t defined in (3.2), considered on the event $\{\widehat{H}_t > 0\}$. Let $\widehat{\mathbf{m}} = N^{-1} \sum_{i=1}^N M_i$. Let us consider a class of linear smoothers of the sample paths. For each $1 \leq i \leq N$, using the measurements $(Y_m^{(i)}, T_m^{(i)})$, $1 \leq m \leq M_i$, of the trajectory $X^{(i)}$, we define $\widehat{X}_t^{(i)}$ as in (2), where $W_m^{(i)}(t)$ are weights depending on the $T_m^{(i)}$'s only, and on some smoothing parameter. In the following, we focus on the case of Nadaraya-Watson (NW) estimators, but also indicate how to adapt the

construction for local linear smoothing. Given the bandwidth h , with the convention $0/0 = 0$, the weights of the NW estimator of $X^{(i)}$ are

$$W_m^{(i)}(t) = W_m^{(i)}(t; h) = K\left((T_m^{(i)} - t)/h\right) \left[\sum_{m'=1}^{M_i} K\left((T_{m'}^{(i)} - t)/h\right) \right]^{-1}, \quad 1 \leq m \leq M_i.$$

Herein, K is a bounded density with the support $[-1, 1]$, and $\inf K > 0$ on a sub-interval of the support.

4.1 Adaptive optimal mean estimation

With finite samples it may happen that $\widehat{X}_t^{(i)}$ is degenerate, i.e. $W_m^{(i)}(t) = 0$ for all $1 \leq m \leq M_i$. In such a case, the i th curve will be dropped for the mean and covariance estimations. With kernel smoothing, in the common design case, the number of degenerate estimates $\widehat{X}_t^{(i)}$ is either equal to N or to zero. In the independent design case, this number could be any integer between 0 and N . A suitable bandwidth rule should be based on a risk which includes a penalty for the number of curves which are not considered for the estimation. In the following, we propose a natural way to penalize which adapts to the sparse and dense regimes. Moreover, the two types of design are handled automatically. For this purpose, let $\mathbf{1}\{\cdot\}$ denote the indicator function, define

$$w_i(t; h) = 1 \quad \text{if} \quad \sum_{m=1}^{M_i} \mathbf{1}\{|T_m^{(i)} - t| \leq h\} \geq 1 \quad \text{and} \quad w_i(t; h) = 0 \quad \text{otherwise}, \quad (17)$$

and let $\mathcal{W}_N(t; h) = \sum_{i=1}^N w_i(t; h)$. By construction, $w_i(t; h) = 0$ if and only if $W_m^{(i)}(t; h) = 0$ for all $1 \leq m \leq M_i$.

Our adaptive mean function estimator is

$$\widehat{\mu}_N^*(t) = \widehat{\mu}_N(t; h_\mu^*) \quad \text{with} \quad \widehat{\mu}_N(t; h) = \frac{1}{\mathcal{W}_N(t; h)} \sum_{i=1}^N w_i(t; h) \widehat{X}_t^{(i)}, \quad (18)$$

where h_μ^* is a suitable bandwidth defined below. The mean estimator $\widehat{\mu}_N(t; h)$ is a version of that defined in (1) which takes into account that some trajectories have no observation times between $t - h$ and $t + h$. The normalization of the mean estimator by $\mathcal{W}_N(t; h)$ is also implicitly used in the definition of the estimators proposed by [Li and Hsing \(2010\)](#) and [Zhang and Wang \(2016\)](#).

To introduce our bandwidth rule, for any $h > 0$, $\alpha > 0$, let

$$c_i(t; h) = \sum_{m=1}^{M_i} \left| W_m^{(i)}(t; h) \right|, \quad c_i(t; h, \alpha) = \sum_{m=1}^{M_i} \left| (T_m^{(i)} - t)/h \right|^\alpha \left| W_m^{(i)}(t; h) \right|, \quad (19)$$

and

$$\overline{C}(t; h, \alpha) = \frac{1}{\mathcal{W}_N(t; h)} \sum_{i=1}^N w_i(t; h) c_i(t; h) c_i(t; h, \alpha).$$

In (4.1), $W_m^{(i)}(t; h)$ can be the weights corresponding to local polynomial smoothing. With the NW estimator, $w_i(t; h) c_i(t; h) = w_i(t; h)$.

Moreover,

$$\bar{C}(t; h, \alpha) \approx \int |u|^\alpha K(u) du. \quad (20)$$

The details for (4.1) are provided in Golovkine et al. (2024). Using the equivalent kernels idea, see Fan and Gijbels (1996, Sec. 3.2.2), the same approximation could be used in the case of local linear estimators. The accuracy of the approximation (4.1) could be high since it involves the $T_m^{(i)}$ to be close to t for all the curves with $w_i(t; h) = 1$. Next, using the rule $0/0 = 0$, let

$$\mathcal{N}_i(t; h) = \frac{w_i(t; h)}{\max_{1 \leq m \leq M_i} |W_m^{(i)}(t; h)|} \quad \text{and} \quad \mathcal{N}_\mu(t; h) = \left[\frac{1}{\mathcal{W}_N^2(t; h)} \sum_{i=1}^N w_i(t; h) \frac{c_i(t; h)}{\mathcal{N}_i(t; h)} \right]^{-1}. \quad (21)$$

With the NW estimator, $\mathcal{N}_\mu(t; h)$ is equal to $\mathcal{W}_N(t; h)$ times the harmonic mean of $\mathcal{N}_i(t; h)$, over the curves with $w_i(t; h) = 1$.

Let \mathcal{H}_N be a bandwidths range. We define the bandwidth for computing $\hat{\mu}_N^*(t)$ such that it minimizes the mean squared difference between $\hat{\mu}_N(t; h)$ and $\tilde{\mu}_N(t)$. This leads us to define the optimal bandwidth

$$h_\mu^* = h_\mu^*(t) = \arg \min_{h \in \mathcal{H}_N} \mathcal{R}_\mu(t; h), \quad (22)$$

with

$$\mathcal{R}_\mu(t; h) = q_1^2 h^{2\hat{H}_t} + \frac{q_2^2}{\mathcal{N}_\mu(t; h)} + q_3^2 \left[\frac{1}{\mathcal{W}_N(t; h)} - \frac{1}{N} \right], \quad (23)$$

and

$$q_1^2 = \bar{C}(t; h, 2\hat{H}_t) \hat{L}_t^2, \quad q_2^2 = \sigma_{\max}^2, \quad q_3^2 = \text{Var}[X_t],$$

where σ_{\max} is a bound for the function $\sigma(t, x)$ in (2) and \hat{L}_t is an estimate of the Hölder constant L_t from (H2). In Section 5, we propose a simple procedure to build \hat{L}_t based on \hat{H}_t . We show in the Appendix that $\mathcal{R}_\mu(t; h)/2$ is a sharp bound for $\mathbb{E}_{M, T}[\{\hat{\mu}_N(t; h) - \tilde{\mu}_N(t)\}^2]$. The minimization of $\mathcal{R}_\mu(t; h)$ can be easily performed on a grid of h values in the range \mathcal{H}_N .

The bandwidth rule (4.1) could be used with both independent and common design. With common design, the $T_m^{(i)} \equiv T_m$ and $W_m^{(i)}(t; h) \equiv W_m(t; h)$ no longer depend on i and the solution h_μ^* will always be a value in the set of h such that $\mathcal{W}_N(t; h) = N$. Moreover, for the NW estimator, whenever $\mathcal{W}_N(t; h) = N$, we have

$$\bar{C}(t; h, 2\hat{H}_t) = \sum_{m=1}^m |(T_m - t)/h|^{2\hat{H}_t} W_m(t; h) \quad \text{and} \quad \mathcal{N}_\mu^{-1}(t; h) = N^{-1} \max_{1 \leq m \leq m} W_m(t; h). \quad (24)$$

In a data-driven way, the bandwidth h_μ^* automatically chooses between interpolation and smoothing.

The following result states that our estimator $\hat{\mu}_N^*(t)$ achieves the best rates one can expect. We assume

$$N \mathfrak{m} \min \mathcal{H}_N / \log(N \mathfrak{m}) \rightarrow \infty \quad \text{and} \quad \max \mathcal{H}_N \rightarrow 0, \quad (25)$$

a minimal condition for the bandwidth range. For simplicity, we also assume that

$$\limsup_{N, \mathfrak{m} \rightarrow \infty} \{\log(N) / \log(\mathfrak{m})\} < \infty, \quad (26)$$

a technical condition which is realistic in applications. Moreover, we impose the following mild technical condition in the independent design case:

$$\exists c_L, C_U > 0 \quad \text{such that} \quad c_L \leq M_i \mathbf{m}^{-1} \leq C_U, \quad \text{for } 1 \leq i \leq N \quad \text{and all } N. \quad (27)$$

With a common design where $M_i \equiv \mathbf{m}$ and the $T_1^{(i)}, \dots, T_m^{(i)}$ are not changing with i , we suppose that:

$$\exists C_U \geq 1 \quad \text{such that} \quad \max_{1 \leq m \leq m-1} \{T_{m+1}^{(i)} - T_m^{(i)}\} \leq C_U \min_{1 \leq m \leq m-1} \{T_{m+1}^{(i)} - T_m^{(i)}\}. \quad (28)$$

Below, $\asymp_{\mathbb{P}}$ means left side is bounded above and below by positive constants times the right side, with probability tending to 1, provided N (and thus \mathbf{m}) tends to infinity.

Theorem 2. *Assume the conditions of Theorem 1, and assume (4.1), (4.1) hold true. Assume that $T_m^{(i)}$ are either independently drawn, with a Hölder continuous density which is bounded away from zero and (4.1) holds true, or $T_m^{(i)}$ are the points of a common design satisfying (4.1). Then, in the independent design case,*

$$h_{\mu}^* \asymp_{\mathbb{P}} (N\mathbf{m})^{-\frac{1}{1+2H_t}},$$

and the estimator $\widehat{\mu}_N^*(t) = \widehat{\mu}_N(t; h_{\mu}^*)$ defined by (4.1) and (4.1) satisfies

$$\widehat{\mu}_N^*(t) - \widetilde{\mu}_N(t) = O_{\mathbb{P}} \left((N\mathbf{m})^{-\frac{H_t}{1+2H_t}} \right) \quad \text{and} \quad \widehat{\mu}_N^*(t) - \mu(t) = O_{\mathbb{P}} \left((N\mathbf{m})^{-\frac{H_t}{1+2H_t}} + N^{-1/2} \right).$$

Meanwhile, with the common design,

$$\widehat{\mu}_N^*(t) - \mu(t) = O_{\mathbb{P}} \left(\max \left\{ (N\mathbf{m})^{-\frac{H_t}{1+2H_t}}, \mathbf{m}^{-H_t} \right\} + N^{-1/2} \right) = O_{\mathbb{P}} \left(\mathbf{m}^{-H_t} + N^{-1/2} \right).$$

The rates of $\widehat{\mu}_N^*(t)$ are the best one could expect in view of the results of Cai and Yuan (2011). The difference between the common and independent designs comes from the fact that, in order to avoid a degenerate mean estimator, the bandwidth cannot decrease faster than \mathbf{m}^{-1} .

4.2 Adaptive covariance function estimates

For any $s, t \in \mathcal{T}$, $s \neq t$, define

$$w_i(s, t; h) = w_i(s; h)w_i(t; h) \quad \text{and} \quad \mathcal{W}_N(s, t; h) = \sum_{i=1}^N w_i(s, t; h),$$

with $w_i(s; h)$ and $w_i(t; h)$ as in (4.1). Our adaptive covariance function estimator is

$$\widehat{\Gamma}_N^*(s, t) = \widehat{\Gamma}_N(s, t; h_{\Gamma}^*) \quad \text{with} \quad \widehat{\Gamma}_N(s, t; h) = \widehat{\gamma}_N(s, t; h) - \widehat{\mu}_N(s; h)\widehat{\mu}_N(t; h), \quad (29)$$

where $\widehat{\mu}_N(s; h)$, $\widehat{\mu}_N(t; h)$ are defined according to (4.1), and

$$\widehat{\gamma}_N(s, t; h) = \frac{1}{\mathcal{W}_N(s, t; h)} \sum_{i=1}^N w_i(s, t; h) \widehat{X}_s^{(i)} \widehat{X}_t^{(i)}. \quad (30)$$

Here, $\widehat{X}_s^{(i)}$ and $\widehat{X}_t^{(i)}$ are the NW estimators built with some suitable bandwidth h_{Γ}^* which is defined below. This covariance function estimator is a practical version of the one defined in

(1). The normalization of the covariance estimator by $\mathcal{W}_N(s, t; h)$ is also implicitly used in the definition of the estimators proposed by [Li and Hsing \(2010\)](#) and [Zhang and Wang \(2016\)](#).

We define the bandwidth for computing $\hat{\gamma}_N(s, t; h)$, and eventually $\hat{\Gamma}_N^*(s, t)$, such that it minimizes the mean squared difference between $\hat{\gamma}_N(s, t; h)$ and the unfeasible estimator

$$\tilde{\gamma}_N(s, t) = N^{-1} \sum_{i=1}^N X_s^{(i)} X_t^{(i)},$$

of $\mathbb{E}[X_s X_t]$. To this aim, we define modified versions of $\mathcal{N}_i(t; h)$ and $\mathcal{N}_\mu(t; h)$, see (4.1), only taking into account the curves with $w_i(s, t; h) = 1$:

$$\mathcal{N}_i(t | s; h) = \frac{w_i(s, t; h)}{\max_{1 \leq m \leq M_i} |W_m^{(i)}(t, h)|}, \quad \text{and} \quad \mathcal{N}_\Gamma(t | s; h) = \left[\frac{1}{\mathcal{W}_N^2(s, t; h)} \sum_{i=1}^N \frac{w_i(s, t; h)}{\mathcal{N}_i(t | s; h)} \right]^{-1}.$$

This idea leads us to define the optimal bandwidth, in some range \mathcal{H}_N , as

$$h_\Gamma^* = h_\Gamma^*(s, t) = h_\Gamma^*(t, s) = \arg \min_{h \in \mathcal{H}_N} \{ \mathcal{R}_\Gamma(s | t; h) + \mathcal{R}_\Gamma(t | s; h) \}, \quad (31)$$

with

$$\mathcal{R}_\Gamma(t | s; h) = \mathfrak{q}_1^2(t | s) h^{2\hat{H}_t} + \frac{\mathfrak{q}_2^2(t | s)}{\mathcal{N}_\Gamma(t | s; h)} + \mathfrak{q}_3^2 \left[\frac{1}{\mathcal{W}_N(s, t; h)} - \frac{1}{N} \right]. \quad (32)$$

The \mathfrak{q}_ℓ , $1 \leq \ell \leq 3$, are defined by:

$$\mathfrak{q}_1^2(t | s) = 2\mathbb{E}[X_s^2] \bar{\mathfrak{c}}(t | s; h, 2\hat{H}_t) \hat{L}_t^2, \quad \mathfrak{q}_2^2(t | s) = \sigma_{\max}^2 \mathbb{E}[X_s^2], \quad \mathfrak{q}_3^2 = \frac{\text{Var}[X_s X_t]}{2},$$

where

$$\bar{\mathfrak{c}}(t | s; h, \alpha) = \frac{\sum_{i=1}^N w_i(s, t; h) c_i(t; h, \alpha)}{\mathcal{W}_N(s, t; h)} \approx \int |u|^\alpha K(u) du, \quad (33)$$

and the approximation (4.2) is valid with NW or local linear estimators. The details for (4.2) are provided in [Golovkine et al. \(2024\)](#).

We show in [Golovkine et al. \(2024\)](#) that the function of h minimized in (4.2) is a sharp bound for $\mathbb{E}_{M, T}[\{\hat{\gamma}_N(s, t; h) - \tilde{\gamma}_N(s, t)\}^2]/2$, which is the leading term of $\mathbb{E}_{M, T}[\{\hat{\Gamma}_N(s, t; h) - \tilde{\Gamma}_N(s, t)\}^2]/2$ with $\tilde{\Gamma}_N(s, t) = \tilde{\gamma}_N(s, t) - \tilde{\mu}_N(s) \tilde{\mu}_N(t)$. The sum of the first two terms in the expressions of $\mathcal{R}_\Gamma(s | t; h)$ and $\mathcal{R}_\Gamma(t | s; h)$ represents the quadratic risk of our estimator of $\mathbb{E}[X_s X_t]$ compared to the unfeasible one based on the true values $X_s^{(i)} X_t^{(i)}$ from the curves yielding non-degenerate estimates $\hat{X}_s^{(i)} \hat{X}_t^{(i)}$. The third term in (4.2) penalizes for the number of curves which are dropped when calculating our estimator. The minimization in (4.2) can be done on a grid of values h .

Like for the mean function, the definition (4.2) can be used with both independent and common design. Indeed, with common design, h_Γ^* will always be a value in \mathcal{H}_N such that $\mathcal{W}_N(s, t; h) = N$. In a completely data-driven way, h_Γ^* will choose between interpolation and smoothing.

Theorem 3. *Let $s \neq t$. Assume $N\{\mathfrak{m} \min \mathcal{H}_N\}^2 / \log^2(N\mathfrak{m}) \rightarrow \infty$, $\sup_{t \in \mathcal{T}} \mathbb{E}(X_t^4) < \infty$, and the conditions of [Theorem 2](#) hold true. Let $H(s, t) = \min\{H_s, H_t\}$. Then, in the independent design case,*

$$h_\Gamma^* \asymp_{\mathbb{P}} \max \left\{ (N\mathfrak{m}^2)^{-\frac{1}{2\{H(s, t)+1\}}}, (N\mathfrak{m})^{-\frac{1}{2H(s, t)+1}} \right\},$$

and the estimator $\widehat{\Gamma}_N^*(s, t) = \widehat{\Gamma}_N^*(s, t; h_\Gamma^*)$ defined by (4.2) and (4.2) satisfies

$$\widehat{\Gamma}_N^*(s, t) - \Gamma(s, t) = O_{\mathbb{P}} \left((Nm^2)^{-\frac{H(s,t)}{2\{H(s,t)+1\}}} + (Nm)^{-\frac{H(s,t)}{2H(s,t)+1}} + N^{-1/2} \right). \quad (34)$$

Meanwhile with the common design,

$$\widehat{\Gamma}_N^*(s, t) - \Gamma(s, t) = O_{\mathbb{P}} \left(m^{-H(s,t)} + N^{-1/2} \right). \quad (35)$$

In view of the results of Cai and Yuan (2010), the rate achieved by $\widehat{\Gamma}_N^*(s, t)$ is the best one could expect in the case of common design. However, with independent design,

$$m^{2H(s,t)} \ll N \quad \text{if and only if} \quad N^{-1/2} \ll (Nm)^{-\frac{H(s,t)}{2H(s,t)+1}} \ll (Nm^2)^{-\frac{H(s,t)}{2\{H(s,t)+1\}}}, \quad (36)$$

and thus the rate of $\widehat{\Gamma}_N^*(s, t)$ is slower than one may expect. Even if this rate seems sub-optimal in the sparse case, with respect to the minimax rate for the L^2 -risk obtained by Cai and Yuan (2010), we conjecture that $\widehat{\Gamma}_N^*(s, t)$ achieves the optimal pointwise rate. We leave the clarification of this subtle aspect for future theoretical work.

4.3 The estimator on the diagonal of the covariance function

As mentioned in (1), we propose to use the estimator of $\Gamma(s, t)$, defined in (4.2), only outside a diagonal set \mathcal{D} . It remains to give a data-driven rule for choosing \mathcal{D} shrinking to the diagonal segment $\{(s, s) : s \in \mathcal{T}\}$, and to propose an estimator for the covariance function on the diagonal set. Let us fix $t \in \mathcal{T}$, and consider $\mathfrak{d}_t \leq \Delta_*/2$, with Δ_* like in Theorem 1. Under mild moment assumptions, we show in the Appendix that, a constant C exists such that

$$\mathbb{E} \left[\left\{ \widetilde{\Gamma}_N(t - \mathbf{u}_1, t + \mathbf{u}_2) - \widetilde{\Gamma}_N(t, t) \right\}^2 \right] \leq C \mathfrak{d}_t^{2H_t}, \quad 0 \leq \mathbf{u}_1, \mathbf{u}_2 \leq \mathfrak{d}_t. \quad (37)$$

On the other hand, for proving Theorem 3, we need a bandwidth smaller than $|s-t|/2$ for a kernel with support in $[-1, 1]$. Taking into account these aspects, our estimator of $\Gamma_N(t - \mathbf{u}_1, t + \mathbf{u}_2)$ and $\Gamma_N(t + \mathbf{u}_2, t - \mathbf{u}_1)$, for $0 \leq \mathbf{u}_1, \mathbf{u}_2 \leq \mathfrak{d}_t$, is defined as

$$\widehat{\Gamma}_N(t - \mathbf{u}_1, t + \mathbf{u}_2) = \widehat{\Gamma}_N(t + \mathbf{u}_2, t - \mathbf{u}_1) = \widehat{\Gamma}_N(t - \mathfrak{d}_t, t + \mathfrak{d}_t).$$

The quantity \mathfrak{d}_t can be the smallest value d which is larger than the bandwidth $h_\Gamma^*(t - d, t + d)$ defined in (4.2). In practice, one can simply consider the points $(t - d, t + d)$ on a grid, for decreasing values of d . The value \mathfrak{d}_t is then the smallest d for which $d \geq h_\Gamma^*(t - d, t + d)$.

4.4 Implementation aspects

The risks \mathcal{R}_μ and \mathcal{R}_Γ defined in (4.1) and (4.2), respectively, depend on the second order moments of X_t and $X_s X_t$, on L_t^2 , and on the conditional variance bound σ_{\max}^2 . For the second order moments, we simply use empirical moments with X replaced by \widetilde{X} . To obtain the presmoothed curves \widetilde{X} introduced in Section 3.2, we use the NW estimator using the bandwidth defined in Bertin (2004) and the triangular kernel $K(t) = (1 - |t|) \mathbf{1}_{[-1,1]}(t)$.

In view of (H2), with $[t_1, t_3] \subset \mathcal{O}_*(t)$ and $t_3 - t_1 = \Delta_*/2$, if t_2 is the midpoint of $[t_1, t_3]$,

$$L_t^2 \approx \frac{\theta(t_2, t_3)}{|t_3 - t_2|^{2H_t}} \approx \frac{\theta(t_1, t_2)}{|t_2 - t_1|^{2H_t}}.$$

Given the estimate \widehat{H}_t and estimates $\widehat{\theta}(t_2, t_3)$ and $\widehat{\theta}(t_1, t_2)$ as in (3.2), we then define the estimate

$$\widehat{L}_t^2 = \frac{1}{2} \left(\frac{\widehat{\theta}(t_2, t_3)}{|t_3 - t_2|^{2\widehat{H}_t}} + \frac{\widehat{\theta}(t_1, t_2)}{|t_2 - t_1|^{2\widehat{H}_t}} \right). \quad (38)$$

To estimate the conditional variance bound, let us first consider the case where $\sigma^2(t, x)$ does not depend on x . In this case, one can compute

$$\widehat{\sigma}^2(t) = \frac{1}{N} \sum_{i=1}^N \frac{1}{2|\mathcal{S}_i(t)|} \sum_{m \in \mathcal{S}_i(t)} \left\{ Y_m^{(i)} - Y_{m-1}^{(i)} \right\}^2,$$

where $\mathcal{S}_i(t)$ is a subset of indices m for the i th trajectory, and $|\mathcal{S}_i(t)|$ denotes its cardinal. When the variance of the errors is considered constant, $\mathcal{S}_i(t)$ can be the set equal to $\{2, 3, \dots, M_i\}$ for all t . When the variance depends on t , one could define $\mathcal{S}_i(t)$ as the set of indices corresponding to the K_0 values $T_m^{(i)}$ closest to t . The theory allows for a choice such as $K_0 = \lfloor \mathbf{m} \exp(-\{\log \log \mathbf{m}\}^2) \rfloor$. Then σ_{\max}^2 could be $\max_{t \in \mathcal{T}} \widehat{\sigma}^2(t)$, and this choice is used in our empirical investigation.

5 Empirical study

To investigate the finite sample properties of our adaptive nonparametric estimators of the mean and covariance functions, we proceed to an extensive simulation study, using the class of MfBm with time deformation introduced in Section 3.1. We next use the functions $u \mapsto H_u$ and $u \mapsto L_u$ estimated from a real data set and Lemma 1 to choose a process in this class. Finally, we add the estimated mean function from the real data set, and thus define the simulated data generating process.

5.1 Simulation design

Our simulation study is based on the Household Active Power Consumption data set which was sourced from the UC Irvine Machine Learning Repository (<https://archive.ics.uci.edu/ml/datasets/Individual+household+electric+power+consumption>). This data set contains diverse energy related features gathered in a house located near Paris, every minute between December 2006 and November 2010. In total, this represents around 2 million data points. We focus here on the daily voltage and we only consider the days without missing values in the measurements. The extracted data set contains 708 voltage curves with an uniform common design with 1440 points, normalized such that $\mathcal{T} = [0, 1]$. We aim to simulate data sets using the data generating process defined in Section 3.1, with a Hurst index function H_t and a time deformation function A_t estimated on the Power Consumption data set, to which we add a mean curve also fitted to the real data set. For the fitted mean curve, we consider the model

$$\mu(t) = \beta_0 t + \sqrt{2} \sum_{1 \leq k \leq 50} \{ \beta_{1,k} \cos(2k\pi t) + \beta_{2,k} \sin(2k\pi t) \}, \quad t \in [0, 1].$$

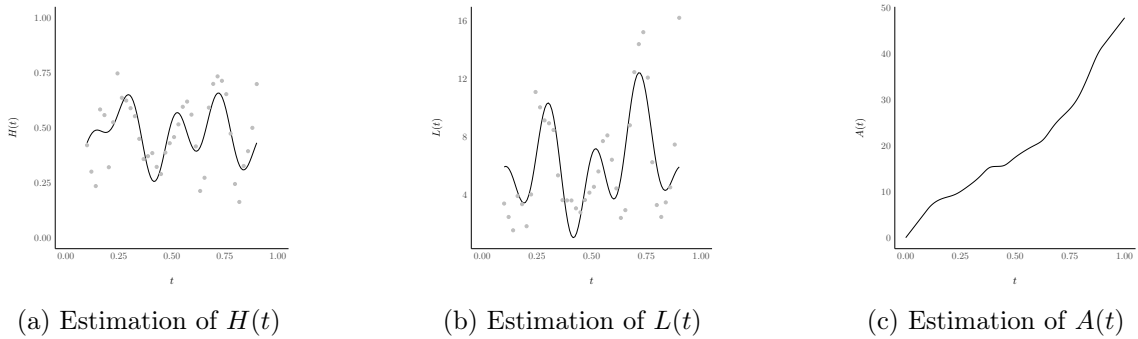


Figure 1: Estimation of the different quantities for the data generating process.

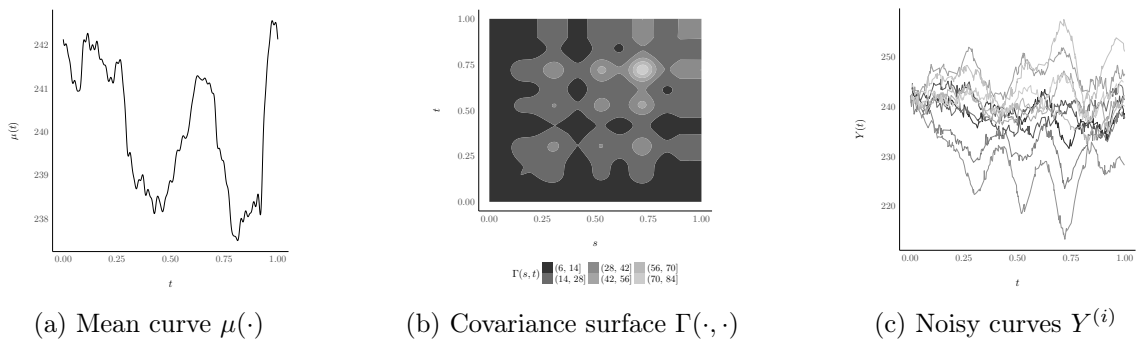


Figure 2: Description of the simulated data set.

The coefficients β are obtained by LASSO regression with the R package `glmnet`. The outcomes are given by the 1440 values of the empirical mean of the 708 curves, and the t are sampled on the regular grid of 1440 points. The regularity of the mean function is controlled using the penalty parameter s of the `predict.glmnet` function.

For the estimation of the Hurst index function H_t and of the Hölder constant function L_t using the Power Consumption data set, we apply (3.2) and (4.4), respectively. The estimated values of H_t and L_t are smoothed using few functions from the Fourier basis. The resulting smoothed functions H and L are plotted in Figures 1a and 1b. The time deformation function $A(t)$ is then estimated using Lemma 1, and the result is in Figure 1c. Using these quantities, we estimate the covariance $C_A(\cdot, \cdot)$ of a MfBm process, as defined in (3.1). Finally, to prevent each curve from starting from the same point, we add a random shift $X(0) \sim \mathcal{N}(0, \varpi^2)$. The final covariance of the process is thus given by $\Gamma(s, t) = \varpi^2 + C_A(s, t)$ for all $s, t \in \mathcal{T}$. We next generate samples of independent paths $X^{(i)}$ from the Gaussian process characterized by μ and Γ . Finally, to obtain the simulated functional data, we add Gaussian noise of variance σ^2 at any observation time $T_m^{(i)}$.

We consider eight experiments, each of them replicated 500 times. For each experiment, except specifically specified, we consider $N \in \{50, 100, 200\}$, $\mathbf{m} \in \{20, 30, 40, 50\}$ and that the number of points per curve M_i has a Poisson distribution with mean \mathbf{m} . In *Experiment 1*, we assume that the sampling points are uniformly distributed in \mathcal{T} , the standard deviation of the noise is $\sigma = 0.5$, the regularity of the mean function is $s = \exp(-6)$, the number of Fourier basis functions for the estimation of H_t and L_t is 9, and $\varpi = 2.5$. All the other experiments

are designed starting from *Experiment 1* and modifying one parameter at a time. The mean and covariance functions corresponding to *Experiment 1* are plotted in Figure 2a and Figure 2b, respectively. The noisy versions $Y^{(i)}$ of a random sample of ten curves $X^{(i)}$ generated according to *Experiment 1* are plotted in Figure 2c.

In *Experiment 2* and *Experiment 3*, we consider $\sigma = 0.25$ and $\sigma = 1$, respectively. We set $s = \exp(-3)$ for *Experiment 4* resulting in a smoother mean function μ . We use only 7 functions in the Fourier basis in *Experiment 5*, that is a smoother estimation of H_t and L_t . For *Experiment 6*, the distribution of the sampling points is a mixture of beta distributions $0.5\mathcal{B}(1, 2) + 0.5\mathcal{B}(2, 1)$. For *Experiment 7*, we set $\varpi = 1$. Finally, in *Experiment 8*, we apply our approach to the case of differentiable trajectories that we obtain by integrating the sample paths generated as in *Experiment 1*. The results from *Experiment 1* are presented below, those of the other seven experiments, and some additional implementation details, are provided in Golovkine et al. (2024). An implementation of the methods used in all experiments is available as an R package on Github at the URL address: <https://github.com/StevenGolovkine/funestim>.

5.2 Mean estimation

For the adaptive estimation of the mean curve, we first compute \hat{H}_t , according to (3.2), on a uniform grid of 20 points t_2 between 0.2 and 0.8, with $t_3 - t_1 = \Delta_*/2 = \min(\exp(-\log(\mathbf{m})^{1/3}), 0.2)$. The local regularity being a local property, we constrain Δ_* to sufficiently small values. For each value of the 20 estimates \hat{H}_t , we compute the optimal bandwidths h_μ^* by minimization with respect to h over a geometric grid \mathcal{H}_N of 151 points. We then estimate the mean function on 101 regularly spaced points in $[0, 1]$. The 101 bandwidth values used for our estimator are then obtained from the 20 optimal bandwidths h_μ^* by linear interpolation.

Our mean estimator, denoted $\hat{\mu}_{GKP}$, is compared to that of Cai and Yuan (2011), denoted $\hat{\mu}_{CY}$, and Zhang and Wang (2016), denoted $\hat{\mu}_{ZW}$. To compute $\hat{\mu}_{CY}$, we use the `smooth.splines` function in the R package `stats`, with the $M_1 + \dots + M_N$ data points $(Y_m^{(i)}, T_m^{(i)})$. To obtain $\hat{\mu}_{ZW}$, we use the R package `fdapace`, see Carroll et al. (2021). To compare the estimators, we use the integrated squared error (ISE) risk. For any $\varepsilon \in [0, 1/2)$, if f and g are real-valued functions defined on $[0, 1]$, let

$$\text{ISE}_\varepsilon(f, g) = \int_{[\varepsilon, 1-\varepsilon]} \{f(t) - g(t)\}^2 dt.$$

The integral is approximated by the trapezoidal rule with an equidistant grid. For each configuration (N, \mathbf{m}) , and each of the 500 samples, we compute the ratios

$$\frac{\text{ISE}_\varepsilon(\hat{\mu}_{GKP}, \mu)}{\text{ISE}_\varepsilon(\hat{\mu}_{CY}, \mu)} \quad \text{and} \quad \frac{\text{ISE}_\varepsilon(\hat{\mu}_{GKP}, \mu)}{\text{ISE}_\varepsilon(\hat{\mu}_{ZW}, \mu)},$$

and compare them to 1.

The results for the ISE_0 ratios obtained in *Experiment 1* are plotted in Figure 3, on a logarithmic scale. To account for a possible boundary effect, we also computed the $\text{ISE}_{0.05}$ ratios, for which the results are similar, and reported in Golovkine et al. (2024). Our mean function estimator reveals good performance. Except for some cases where $N\mathbf{m}$ is large, our estimator outperforms the competitors. In those cases, the three estimators have similar performance. The fact that the advantage of our estimator vanishes when $N\mathbf{m}$ is large could be explained by the fact that the approaches of Cai and Yuan (2011) and Zhang and Wang (2016) smooth over the

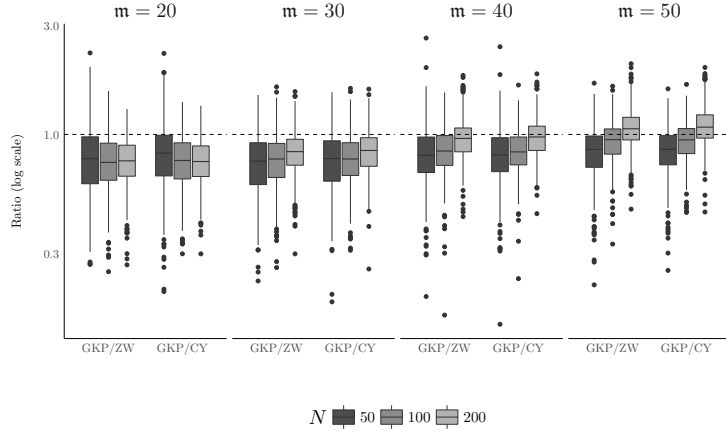


Figure 3: Results for the estimation of μ in *Experiment 1*. The ratios are computed using ISE_0 .

pooled observations $(Y_m^{(i)}, T_m^{(i)})$. Similar conclusions are drawn from *Experiments 2* to *7*. In the setup with a more regular mean function (*Experiment 4*), the advantage of our estimator diminishes.

5.3 Covariance estimation

For the adaptive estimation of the covariance function, we use the estimates \widehat{H}_t computed for the mean function on the grid of 20 points between 0.2 and 0.8. For each of the 190 pairs (s, t) , $s < t$, on the grid, we compute the optimal bandwidths $h_\Gamma^*(s, t)$ by minimization over a logarithmic grid of 41 points. We then estimate the covariance on a 101×101 regular grid. The 101×101 bandwidth values used for our estimator are obtained from the 190 optimal bandwidths $h_\Gamma^*(s, t)$ by symmetry and linear interpolation.

Our covariance estimator, denoted $\widehat{\Gamma}_{GKP}$, is compared to that of [Cai and Yuan \(2010\)](#), denoted $\widehat{\Gamma}_{CY}$, and from [Zhang and Wang \(2016\)](#), denoted $\widehat{\Gamma}_{ZW}$. We compute $\widehat{\Gamma}_{CY}$ using the R package `ssfcov`, see [Cai and Yuan \(2010\)](#). For $\widehat{\Gamma}_{ZW}$, we use the R package `fdapace`, see [Carroll et al. \(2021\)](#). To compare the accuracy of the estimators, we use the 2-dimensional ISE risk. For any $\varepsilon \in [0, 1/2)$, if f and g are real-valued functions defined on $[0, 1] \times [0, 1]$, let

$$2\text{-ISE}_\varepsilon(f, g) = \int_{[\varepsilon, 1-\varepsilon]} \int_{[\varepsilon, 1-\varepsilon]} \{f(s, t) - g(s, t)\}^2 ds dt,$$

and the integral is approximated by the trapezoidal rule. For each configuration (N, \mathbf{m}) , and each replication, we compute the 2-ISE_ε 's with respect to the true covariance function Γ . We then compute the ratios

$$\frac{2\text{-ISE}_\varepsilon(\widehat{\Gamma}_{GKP}, \Gamma)}{2\text{-ISE}_\varepsilon(\widehat{\Gamma}_{CY}, \Gamma)} \quad \text{and} \quad \frac{2\text{-ISE}_\varepsilon(\widehat{\Gamma}_{GKP}, \Gamma)}{2\text{-ISE}_\varepsilon(\widehat{\Gamma}_{ZW}, \Gamma)}.$$

The results for the ratios obtained with 2-ISE_0 in *Experiment 1* are plotted in [Figure 4](#), on a logarithmic scale. Those obtained with $2\text{-ISE}_{0.05}$, presented in [Golovkine et al. \(2024\)](#), are similar. Our estimator shows better accuracy for estimating Γ than $\widehat{\Gamma}_{ZW}$ and $\widehat{\Gamma}_{CY}$ in all cases considered. The advantage of our approach increases with N .

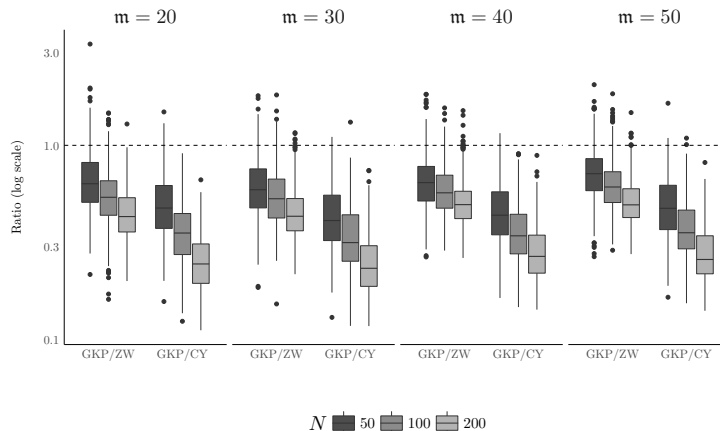


Figure 4: Estimation of Γ in *Experiment 1*. The ratios are computed using 2-ISE_0 .

6 Discussion and conclusions

We propose new nonparametric estimators for the mean and covariance functions. They are built using a novel “smoothing first, then estimate” strategy based on univariate kernel smoothing. The main novelty comes from the fact that the optimal bandwidths are selected by minimization of suitable penalized quadratic risks. The penalized risks for the mean and the covariance functions are quite similar and could easily be built from data, and optimized on a grid of bandwidths. What distinguishes them from the usual sum between the squared bias and the variance, is a penalty for the fact that not all the curves have enough observation points to be included in the final estimator. Removing curves from the nonparametric estimators of the mean and covariance functions is an aspect which characterizes practically all smoothing-based approaches. Indeed, to entirely benefit from the replication feature of functional data, one has to determine the amount of smoothing for the mean and covariance functions estimation using all the curves. In this case, some curves could present too few observation points and thus will be dropped. This is more likely to happen in the so-called sparse regime. To the best of our knowledge, our bandwidth choice is the first attempt to explicitly account for this aspect. We thus build estimators which achieve optimal rates of convergence in a completely adaptive, data-driven way. The theoretical results are derived under very mild conditions. In particular, the curves could be observed with heteroscedastic errors at discrete observations points. These points could be common to all curves or they could change randomly from one curve to another. In the case of the common observation points, our procedure automatically chooses between smoothing and interpolation, the latter being known to be rate optimal, but is not necessarily the best solution with finite samples.

Our nonparametric estimation approach relies on a probabilistic concept of local regularity for the sample paths of the process generating the curves. In some common examples, this local regularity is related to the polynomial decrease rate of the eigenvalues of the covariance operator, a characteristic of the data generating process widely used in the literature and usually supposed to be known. The local regularity also determines the regularity of the trajectories, the usual concept used in nonparametric regression. It is well-known that the optimal rates, in the minimax sense, for estimating the mean and covariance functions, depend on the regularity

of the paths. Moreover, the so-called sparse and dense regimes in functional data analysis, are defined using the regularity of the trajectories, which is usually supposed to be known. We therefore consider a simple estimator of the local regularity of the process and use it to build our penalized quadratic risks. Applied to real data sets, the local regularity estimator reveals that the regularity of the trajectories could be quite far from what is usually assumed in the literature. However, in some applications, assuming smooth trajectories seems reasonable. The mean and covariance functions estimation approach based on local regularity extends to such situations. In the case where the sample paths of X admit derivatives up to the order, say α , condition (2) has to be stated for the increments of the α th derivative of the sample path. Golovkine et al. (2022, App. D) investigates this extension and proposes an estimator of $\alpha + H_t$, for which they derive a concentration bound. The mean and covariance functions can next be estimated using the estimates $\widehat{X}_t^{(i)}$ built with local polynomial weights $W_m^{(i)}(t)$. The risk bounds derived in Section 4 above can be extended to this case using standard arguments. See, for instance, Tsybakov (2009). A discussion and an illustration of the performance of our adaptive estimation of the mean function with smooth sample paths is provided in Golovkine et al. (2024, Sec. 4.3).

Our regularity H_t estimator is related to existing estimators in the stochastic process literature, which are generally based on noiseless observations from a single path. In the context of functional data, the estimators designed for a single path would require (very) large sets of design points on the curves. Investigating how to modify these estimators and use data points from several sample paths to reduce the number of design points required on each path is an interesting topic for future work.

The methodology we propose also allows for other types of adaptive results for the mean and covariance functions, such as convergence in distribution. A Central Limit Theorem (CLT) for the pointwise mean estimator is provided in Golovkine et al. (2024). In the context of functional data, the mean function may be more regular than the sample paths, but the limit case where the mean and the sample paths have the same regularity has to be considered from a minimax point of view. This means that from a minimax perspective, the rate of convergence of the distribution for estimating the mean function must take into account the regularity of the sample paths, otherwise the convergence of the distribution may fail due to the large bias.

Our method performs well in simulations and outperforms the main competitors when the mean and covariance functions have a regularity close to that of the trajectories. The approach is still satisfactory when these functions are more regular than the trajectories. The reason is that, in some sense, our nonparametric estimators are close to the empirical mean and covariance, respectively, which are the ideal estimators if the trajectories were observed at any point without error. In the case where the mean and covariance functions are smoother than the trajectories, our penalized quadratic risks should be built using the regularity of the mean or covariance functions, instead the regularity of the trajectories. However, the estimation of the regularity of the mean or covariance function remains an open problem.

A Technical details and proofs

Details on (4.1). Let $\tilde{\mu}_W(t; h) = \mathcal{W}_N(t; h)^{-1} \sum_{i=1}^N w_i(t; h) X_t^{(i)}$ be the unfeasible estimator of $\mu(\cdot)$ using only the curves for which $\widehat{X}_t^{(i)}$ is well-defined. In the following, we write w_i and \mathcal{W}_N

instead of $w_i(t; h)$ and $\mathcal{W}_N(t; h)$, respectively. By (2) and (4.1),

$$\begin{aligned} \mathbb{E}_{M,T}[\{\tilde{\mu}_N(t) - \hat{\mu}_N(t; h)\}^2] &= \mathbb{E}_{M,T} \left[\left\{ \tilde{\mu}_N(t) - \tilde{\mu}_W - \frac{1}{\mathcal{W}_N} \sum_{i=1}^N w_i (B_t^{(i)} + V_t^{(i)}) \right\}^2 \right] \\ &\leq 2\mathbb{E}_{M,T}[\{\tilde{\mu}_N(t) - \tilde{\mu}_W(t; h)\}^2] + 2\mathbb{E}_{M,T} \left[\left\{ \frac{1}{\mathcal{W}_N} \sum_{i=1}^N w_i (B_t^{(i)} + V_t^{(i)}) \right\}^2 \right] =: 2E_1 + 2E_2. \end{aligned}$$

Since

$$\tilde{\mu}_W(t; h) - \tilde{\mu}_N(t) = \frac{1}{\mathcal{W}_N} \sum_{i=1}^N \{X_t^{(i)} - \mu(t)\} \{w_i - \mathcal{W}_N/N\},$$

the trajectories of X are drawn independently, and independently of the M_i and the $T_m^{(i)}$, we have

$$E_1 = \frac{\text{Var}[X_t]}{\mathcal{W}_N^2} \sum_{i=1}^N \left\{ w_i - \frac{\mathcal{W}_N}{N} \right\}^2 = q_3^2 \left\{ \frac{1}{\mathcal{W}_N} - \frac{1}{N} \right\}.$$

For E_2 , let us first look at the bias part. By Theorem 1, there exists $\varrho > 1$ such that the probability of the event $\{|\hat{H}_t - H_t| > \log^{-\varrho}(\mathbf{m})\}$ is exponentially small. Hence, by (4.1) and (4.1), we have $h^{2\hat{H}_t} = h^{2H_t} \{1 + o_{\mathbb{P}}(1)\}$, uniformly over the range \mathcal{H}_N (i.e. the $o_{\mathbb{P}}(1)$ does not depend on h). Next, in the case of non-differentiable sample paths, by (H2),

$$\mathbb{E}_{M,T} \left[\left\{ X^{(i)}(T_m^{(i)}) - X_t^{(i)} \right\}^2 \right] = \mathbb{E} \left[\left\{ X^{(i)}(T_m^{(i)}) - X_t^{(i)} \right\}^2 \mid \mathcal{T}_{obs}^{(i)} \right] = \{1 + o_{\mathbb{P}}(1)\} L_t^2 \left| (T_m^{(i)} - t)/h \right|^{2H_t}.$$

Similarly to (2) and (2), for the NW estimator $\hat{X}_t^{(i)}$ and \bar{C} defined in (4.1), we then have

$$\begin{aligned} \mathbb{E}_{M,T} \left[\left\{ \frac{1}{\mathcal{W}_N} \sum_{i=1}^N w_i B_t^{(i)} \right\}^2 \right] &\leq L_t^2 h^{2H_t} \frac{1 + o_{\mathbb{P}}(1)}{\mathcal{W}_N} \sum_{i=1}^N w_i \left\{ \sum_{m=1}^{M_i} W_m^{(i)}(t) \times \sum_{m=1}^{M_i} \left| \frac{T_m^{(i)} - t}{h} \right|^{2H_t} W_m^{(i)}(t) \right\} \\ &= L_t^2 h^{2\hat{H}_t} \times \bar{C}(t; h, 2\hat{H}_t) \times \{1 + o_{\mathbb{P}}(1)\} = L_t^2 h^{2\hat{H}_t} \times \int |u|^{2\hat{H}_t} K(u) du \times \{1 + o_{\mathbb{P}}(1)\}. \end{aligned}$$

Using the equivalent kernels, see Fan and Gijbels (1996, Sec 3.2.2), the bound on the last line of the last display could be extended to the case of local linear estimators.

To complete the bound for E_2 , note that by construction, $\mathbb{E}_{M,T}[V_t^{(i)} B_t^{(i)}] = 0$,

$$\mathbb{E}_{M,T}[V_t^{(i)} B_t^{(j)}] = \mathbb{E}_{M,T}[V_t^{(i)} V_t^{(j)}] = 0, \quad 1 \leq i \neq j \leq N.$$

The variance part in E_2 can be bounded as in (2). Up to negligible terms, for the NW estimator,

$$E_2 \leq h^{2\hat{H}_t} L_t^2 \bar{C}(t; h, 2\hat{H}_t) + \frac{\sigma_{\max}^2}{\mathcal{W}_N^2} \sum_{i=1}^N w_i \mathcal{N}_i^{-1}(t; h) = q_1^2 h^{2\hat{H}_t} + q_2^2 \mathcal{N}_{\mu}^{-1}(t; h).$$

□

Proof of Theorem 2. First, note that if $\mathcal{W}_N(t; h) = 0$, then necessarily $\mathcal{N}_\mu(t; h) = 0$. Moreover, it will be shown below that $\inf_{h \in \mathcal{H}_N} \mathbb{E}[\mathcal{W}_N(t; h)]$ stays away from zero, and $\mathcal{W}_N(t; h)$ uniformly concentrates to $\mathbb{E}[\mathcal{W}_N(t; h)]$ with high probability. We therefore, in the following, work on the event $\{\inf_{h \in \mathcal{H}_N} \mathcal{W}_N(t; h) \geq 1\}$. First, let us prove that a constant $C > 0$ exists such that

$$0 \leq \mathcal{W}_N(t; h)^{-1} - N^{-1} \leq C \max \{h^{2H_t}, \mathcal{N}_\mu^{-1}(t; h)\} \{1 + r_N(h)\}, \quad (\text{A.1})$$

with $\sup_h |r_N(h)| = o_{\mathbb{P}}(1)$. Property (A) is implied by the following: constants $\mathbf{c}_1, \mathbf{c}_2 > 0$ exist such that

$$\mathbf{c}_1 N \{1 + o_{\mathbb{P}}(1)\} \leq \inf_{h \in \mathcal{H}_N} \frac{\mathcal{W}_N(t; h)}{\min \{1, \mathbf{m}h\}} \leq \sup_{h \in \mathcal{H}_N} \frac{\mathcal{W}_N(t; h)}{\min \{1, \mathbf{m}h\}} \leq \mathbf{c}_1^{-1} N \{1 + o_{\mathbb{P}}(1)\}. \quad (\text{A.2})$$

and

$$\mathbf{c}_2 \{1 + o_{\mathbb{P}}(1)\} \leq \inf_{h \in \mathcal{H}_N} \frac{N\mathbf{m}h}{\mathcal{N}_\mu(t; h)} \leq \sup_{h \in \mathcal{H}_N} \frac{N\mathbf{m}h}{\mathcal{N}_\mu(t; h)} \leq \mathbf{c}_2^{-1} \{1 + o_{\mathbb{P}}(1)\}. \quad (\text{A.3})$$

Indeed, (A) and (A) imply

$$\begin{aligned} \mathcal{W}_N(t; h)^{-1} - N^{-1} &\leq \mathbf{c}_1^{-1} \max \{0, (N \min \{1, \mathbf{m}h\})^{-1} - N^{-1}\} \{1 + o_{\mathbb{P}}(1)\} \\ &\leq \mathbf{c}_1^{-1} \mathbf{c}_2 \max \{h^{2H_t}, \mathcal{N}_\mu(t; h)^{-1}\} \{1 + o_{\mathbb{P}}(1)\}, \end{aligned}$$

with the $o_{\mathbb{P}}(1)$ terms uniform with respect to $h \in \mathcal{H}_N$. The justification of (A) and (A) is provided in Golovkine et al. (2024). Let us provide a brief insight on how (A) is obtained. Here, $\mathcal{W}_N(t; h)$ is a Binomial variable with N trials and the success probability is a non-decreasing function of h . The property (A) follows by suitably bounding $\mathbb{E}[\mathcal{W}_N(t; h)]$ and using Chernoff's inequality on a grid of points in \mathcal{H}_N . The uniformity with respect to all $h \in \mathcal{H}_N$ is obtained using the monotonicity of $\mathcal{W}_N(t; h)$ with respect to h . Finally, to complete the proof in the independent design case, it suffices first to notice that, from above, we can also deduce

$$\min_{\mathcal{H}_N} \{h^{2H_t} + \mathcal{N}_\mu^{-1}(t; h)\} \asymp_{\mathbb{P}} \min_{\mathcal{H}_N} \{h^{2H_t} + (N\mathbf{m}h)^{-1}\}. \quad (\text{A.4})$$

The minimum on the RHS is attained by h with the rate $(N\mathbf{m})^{-1/\{2H_t+1\}}$, and (A) guarantees that h_μ^* has the same rate with probability tending to 1. Next, by (4.1) and (4.1), uniformly over $h \in \mathcal{H}_N$, we have $h^{2\hat{H}_t} = h^{2H_t} \{1 + o_{\mathbb{P}}(1)\}$. The rate of $\hat{\mu}_N^*(t) - \tilde{\mu}_N(t)$ follows. For the rate of $\hat{\mu}_N^*(t) - \mu(t)$, we simply add the parametric rate of $\tilde{\mu}_N(t) - \mu(t)$.

With a common design, $\mathcal{W}_N(t; h)$ can only take the values 0 or N . The penalty introduced by $\mathcal{W}_N(t; h)^{-1} - N^{-1}$ thus constrains the bandwidth to be greater than or equal to the lengths of the intervals $[T_m^{(i)}, T_{m+1}^{(i)}]$ including t . By condition (4.1), this means that the rate of convergence of $\hat{\mu}_N^*(t) - \tilde{\mu}_N(t)$ could not be faster than $O_{\mathbb{P}}(\mathbf{m}^{-H_t})$. This aspect is automatically included in the definition of $\mathcal{R}_\mu(t; h)$ because, under the constraint $\mathbf{m}h \geq c_L/C_U$, using (A),

$$\min_{\mathcal{H}_N} \{h^{2H_t} + \mathcal{N}_\mu^{-1}(t; h)\} \asymp_{\mathbb{P}} \min_{\mathcal{H}_N, \mathbf{m}h \geq c_L/C_U} \{h^{2H_t} + (N\mathbf{m}h)^{-1}\} \asymp \max \left\{ \mathbf{m}^{-2H_t}, (N\mathbf{m})^{2H_t/(2H_t+1)} \right\}.$$

Finally, H_t can be replaced by \hat{H}_t using again $h^{2\hat{H}_t} = h^{2H_t} \{1 + o_{\mathbb{P}}(1)\}$. \square

Proof of Theorem 3. For simplicity, we assume $\widehat{\Gamma}_N^*$ is built with the uniform kernel. Since the $s \neq t$ are fixed, we can consider that $\sup \mathcal{H}_N < |s - t|/2$. We can also assume $c_L \mathbf{m} \geq 2$. Similarly to the case of the mean function estimation, we show that, in the independent design case,

$$\mathcal{W}_N(s, t; h) \asymp_{\mathbb{P}} \min\{1, (\mathbf{m}h)^2\} \quad \text{and} \quad \frac{1}{\mathcal{N}_\Gamma(t|s; h)} \asymp_{\mathbb{P}} \frac{\min\{1, (\mathbf{m}h)^{-1}\}}{N \min\{1, (\mathbf{m}h)^2\}} = \frac{N^{-1}}{\min\{\mathbf{m}h, (\mathbf{m}h)^2\}}, \quad (\text{A.5})$$

uniformly with respect to $h \in \mathcal{H}_N$. Here the uniform $\asymp_{\mathbb{P}}$ is a short notation for inequalities as in (A) and (A). As a consequence of (A), for which the justification is given in Golovkine et al. (2024), we get

$$\mathcal{W}_N(s, t; h)^{-1} - N^{-1} \leq \min\left[\max\{h^{2H_s}, \mathcal{N}_\Gamma^{-1}(s | t; h)\}, \max\{h^{2H_t}, \mathcal{N}_\Gamma^{-1}(t | s; h)\}\right] O_{\mathbb{P}}(1), \quad (\text{A.6})$$

with the $O_{\mathbb{P}}(1)$ term uniform with respect to $h \in \mathcal{H}_N$. From (A) and (A), we deduce that,

$$\min_{\mathcal{H}_N} \{\mathcal{R}_\Gamma(s | t; h) + \mathcal{R}_\Gamma(t | s; h)\} \asymp_{\mathbb{P}} \min_{\mathcal{H}_N} \{h^{2H_s} + h^{2H_t} + (N \min\{\mathbf{m}h, (\mathbf{m}h)^2\})^{-1}\}.$$

Then, the rate of h_Γ^* follows. Plugging h_Γ^* into the risk bound of $\widehat{\gamma}_N(s, t; h)$, we get

$$\mathbb{E}_{M,T} \left[\{\widehat{\gamma}_N(s, t; h_\Gamma^*) - \widetilde{\gamma}_N(s, t)\}^2 \right] = O_{\mathbb{P}} \left((N\mathbf{m}^2)^{-\frac{2H(s,t)}{2\{H(s,t)+1\}}} + (N\mathbf{m})^{-\frac{2H(s,t)}{2H(s,t)+1}} \right). \quad (\text{A.7})$$

For the rate of $\mathbb{E}_{M,T}[\{\widehat{\gamma}_N(s, t; h_\Gamma^*) - \gamma(s, t)\}^2]$, it suffices to add $O_{\mathbb{P}}(N^{-1})$ to the right hand side in (A) to account for $\mathbb{E}_{M,T}[\{\widetilde{\gamma}_N(s, t) - \gamma(s, t)\}^2]$. The rate of $\widehat{\gamma}_N(s, t; h_\Gamma^*) - \gamma(s, t)$ follows by Markov inequality. To get the rate (3), it remains to show that $\{\widehat{\Gamma}_N(s, t; h) - \Gamma(s, t)\} - \{\widehat{\gamma}_N(s, t; h) - \gamma(s, t)\}$ is negligible, uniformly with respect to $h \in \mathcal{H}_N$. The justification is given in Golovkine et al. (2024).

From above and the arguments used in the proof for the mean, with common design we have

$$\begin{aligned} \widehat{\Gamma}_N^*(s, t) - \Gamma(s, t) &= O_{\mathbb{P}} \left(\max \left\{ (N\mathbf{m}^2)^{-\frac{H(s,t)}{2\{H(s,t)+1\}}}, (N\mathbf{m})^{-\frac{H(s,t)}{2H(s,t)+1}}, \mathbf{m}^{-H(s,t)} \right\} + N^{-1/2} \right) \\ &= O_{\mathbb{P}} \left(\mathbf{m}^{-H(s,t)} + N^{-1/2} \right), \end{aligned}$$

with the last equality implied by (4.2). The rate of $\widehat{\Gamma}_N^*(s, t)$ in (3) follows. \square

Details on (4.3). Let $\widetilde{D}_t(\mathbf{u}_1, \mathbf{u}_2) = \widetilde{\Gamma}_N(t - \mathbf{u}_1, t + \mathbf{u}_2) - \widetilde{\Gamma}_N(t, t)$. For the bound in (4.3), we use the assumptions: $\sup_{t \in \mathcal{T}} \mathbb{E}(X_t^4) < \infty$ and a constant c exists such that

$$\mathbb{E}[\{X_s - X_t\}^4] \leq c\mathbb{E}^2[\{X_s - X_t\}^2], \quad s, t \in \mathcal{T}. \quad (\text{A.8})$$

We then have

$$\begin{aligned} \mathbb{E}[\widetilde{D}_t(\mathbf{u}_1, \mathbf{u}_2)^2] &\leq 2\mathbb{E} \left[\left\{ \frac{1}{N} \sum_{i=1}^N \left(\{X_t^{(i)}\}^2 - X_{t-\mathbf{u}_1}^{(i)} X_{t+\mathbf{u}_2}^{(i)} \right) \right\}^2 \right] \\ &\quad + 2\mathbb{E} \left[\left(\left\{ \frac{1}{N} \sum_{i=1}^N X_t^{(i)} \right\}^2 - \left\{ \frac{1}{N} \sum_{i=1}^N X_{t-\mathbf{u}_1}^{(i)} \right\} \left\{ \frac{1}{N} \sum_{i=1}^N X_{t+\mathbf{u}_2}^{(i)} \right\} \right)^2 \right] =: 2D_1 + 2D_2. \end{aligned}$$

By (H2), (A), and Jensen and Cauchy-Schwarz inequalities, a constant C_1 exists, depending on L_t , S , and c appearing in (A), such that $D_1 \leq \mathbb{E}[\{X_t^2 - X_{t-u_1}X_{t+u_2}\}^2] \leq C_1 \mathfrak{d}_t^{2H_t}$, provided $0 \leq u_1, u_2 \leq \mathfrak{d}_t$. On the other hand, by similar arguments,

$$D_2 \leq 2\mathbb{E}^{1/2} \left[\left(\frac{1}{N} \sum_{i=1}^N \{X_t^{(i)} - X_{t-u_1}^{(i)}\} \right)^4 \right] \mathbb{E}^{1/2} \left[\left(\frac{1}{N} \sum_{i=1}^N X_t^{(i)} \right)^4 \right] \\ + 2\mathbb{E}^{1/2} \left[\left(\frac{1}{N} \sum_{i=1}^N X_{t-u_1}^{(i)} \right)^4 \right] \mathbb{E}^{1/2} \left[\left(\frac{1}{N} \sum_{i=1}^N \{X_t^{(i)} - X_{t+u_2}^{(i)}\} \right)^4 \right] \leq C_2 \mathfrak{d}_t^{2H_t},$$

for some constant C_2 . Gathering facts, we deduce (4.3). \square

Proof of Lemma 1. By construction, $\mathbb{E}[W_A(A(t))] = 0$, and the covariance function of X is

$$\text{Cov}_A(s, t) = D(H_s, H_t) [A(s)^{H_s+H_t} + A(t)^{H_s+H_t} - |A(t) - A(s)|^{H_s+H_t}], \quad s, t \geq 0.$$

Moreover, we show in Golovkine et al. (2024) that, for any t and $u, v \in \mathcal{O}_*(t)$, we have $\mathbb{E}[(X_u - X_v)^2] \approx \{A'(t)\}^{2H_t} |u - v|^{2H_t}$. To match (H2), we define $A(\cdot)$ such that $\{A'(t)\}^{H_t} = L_t$, and thus $A(t) = A(0) + \int_0^t L_s^{1/H_s} ds$. \square

Acknowledgements

The authors thank the reviewers for their comments, which helped to improve the manuscript. The authors thank Groupe Renault and the ANRT (French National Association for Research and Technology) for their financial support via the CIFRE convention No. 2017/1116.

Funding

S. Golovkine was partially supported by Science Foundation Ireland under Grant No. 19/FFP/7002 and co-funded under the European Regional Development Fund.

Supplementary Material

In the Supplement, we provide some additional technical arguments, proofs and simulation results. In Section 1, we provide details for proofs presented in the main text. In Section 2, we provide details on some quantities and equations from the main text. A CLT for the pointwise estimator of the mean function is presented in Section 3. Additional simulation results, including a case with smooth paths, are gathered in Section 4.

References

Balança, P. (2015). Some sample path properties of multifractional Brownian motion. *Stochastic Process. Appl.*, 125(10):3823–3850.

- Belloni, A., Chernozhukov, V., Chetverikov, D., and Kato, K. (2015). Some new asymptotic theory for least squares series: Pointwise and uniform results. *J. Econometrics*, 186(2):345–366.
- Bertin, K. (2004). Minimax exact constant in sup-norm for nonparametric regression with random design. *J. Statist. Plann. Inference*, 123(2):225–242.
- Bibinger, M., Jirak, M., and Vetter, M. (2017). Nonparametric change-point analysis of volatility. *Ann. Statist.*, 45(4):1542–1578.
- Blanke, D. and Vial, C. (2014). Global smoothness estimation of a Gaussian process from general sequence designs. *Electron. J. Stat.*, 8(1):1152–1187.
- Cai, T. and Yuan, M. (2010). Nonparametric covariance function estimation for functional and longitudinal data. *University of Pennsylvania and Georgia Institute of Technology*.
- Cai, T. T. and Yuan, M. (2011). Optimal estimation of the mean function based on discretely sampled functional data: Phase transition. *Ann. Statist.*, 39(5):2330–2355.
- Cai, T. T. and Yuan, M. (2016). Minimax and adaptive estimation of covariance operator for random variables observed on a lattice graph. *J. Amer. Statist. Assoc.*, 111(513):253–265.
- Carroll, C., Gajardo, A., Chen, Y., Dai, X., Fan, J., Hadjipantelis, P. Z., Han, K., Ji, H., Mueller, H.-G., and Wang, J.-L. (2021). *fdapace: Functional Data Analysis and Empirical Dynamics*. R package version 0.5.6.
- Corcuera, J. M., Hedevalg, E., Pakkanen, M. S., and Podolskij, M. (2013). Asymptotic theory for Brownian semi-stationary processes with application to turbulence. *Stochastic Process. Appl.*, 123(7):2552–2574.
- Fan, J. and Gijbels, I. (1996). *Local Polynomial Modelling and its Applications*. Monographs on statistics and applied probability. Chapman & Hall, London.
- Gaißas, S. (2007). Sharp estimation in sup norm with random design. *Statist. Probab. Lett.*, 77(8):782–794.
- Goldenshluger, A. and Lepski, O. (2011). Bandwidth selection in kernel density estimation: Oracle inequalities and adaptive minimax optimality. *Ann. Statist.*, 39(3):1608–1632.
- Golovkine, S., Klutchnikoff, N., and Patilea, V. (2022). Learning the smoothness of noisy curves with application to online curve estimation. *Electron. J. Stat.*, 16(1):1485–1560.
- Golovkine, S., Klutchnikoff, N., and Patilea, V. (2024). Supplement to “adaptive optimal estimation of irregular mean and covariance functions”.
- Hall, P., Müller, H.-G., and Wang, J.-L. (2006). Properties of principal component methods for functional and longitudinal data analysis. *Ann. Statist.*, 34(3):1493–1517.
- Hsing, T., Brown, T., and Thelen, B. (2016). Local intrinsic stationarity and its inference. *Ann. Statist.*, 44(5):2058–2088.

- Li, Y. and Hsing, T. (2010). Uniform convergence rates for nonparametric regression and principal component analysis in functional/longitudinal data. *Ann. Statist.*, 38(6):3321–3351.
- Ramsay, J. O. and Silverman, B. W. (2005). *Functional Data Analysis*. Springer Series in Statistics. Springer, New York, second edition.
- Revuz, D. and Yor, M. (1999). *Continuous Martingales and Brownian Motion*, volume 293 of *Grundlehren der mathematischen Wissenschaften [Fundamental Principles of Mathematical Sciences]*. Springer-Verlag, Berlin, third edition.
- Shen, J. and Hsing, T. (2020). Hurst function estimation. *Ann. Statist.*, 48(2):838–862.
- Tsybakov, A. B. (2009). *Introduction to Nonparametric Estimation*. Springer Series in Statistics. Springer New York.
- Wong, R. K. and Zhang, X. (2019). Nonparametric operator-regularized covariance function estimation for functional data. *Comput. Statist. Data Anal.*, 131:131–144.
- Zhang, J.-T. and Chen, J. (2007). Statistical inferences for functional data. *Ann. Statist.*, 35(3):1052–1079.
- Zhang, X. and Wang, J.-L. (2016). From sparse to dense functional data and beyond. *Ann. Statist.*, 44(5):2281–2321.
- Zhang, X. and Wang, J.-L. (2018). Optimal weighting schemes for longitudinal and functional data. *Statist. Probab. Lett.*, 138:165–170.

Supplementary material for “Adaptive estimation of irregular mean and covariance functions”

Steven Golovkine* Nicolas Klutchnikoff† Valentin Patilea‡

June 11, 2024

Abstract

In this supplementary material, we provide some additional technical arguments, proofs and simulation results. In Section 1, we provide details for proofs presented in the main text. In particular, details on the proofs of Theorems 2 and 3 are given. Section 2 contains details on some quantities and equations from the main text, while in Section 3 a Central Limit Theorem (CLT) for the pointwise estimator of the mean function is proved. Additional simulation results are gathered in Section 4.

Contents

1 Complements for the proofs	1
2 Details on some equations from the main text	16
2.1 Discussion of the choices of t_1 , t_2 and t_3 in the definition (14)	16
2.2 Details on the approximation (20)	17
2.3 Details on the definition (32)	17
3 A Central Limit Theorem for the mean function estimator	20
4 Additional simulation results	23
4.1 Mean estimation	23
4.2 Covariance estimation	28
4.3 Case of differentiable curves	32

1 Complements for the proofs

Below, $c, c_1, C, C_1, \mathfrak{c}, \mathfrak{c}_1, \dots$ are constants with possibly different values at different occurrences. Moreover, the symbol \lesssim (resp. \gtrsim) means that the left side is bounded above (resp. below) by a positive constant times the right side. Below, we use the notation $\mathbb{E}_M[\cdot] = \mathbb{E}[\cdot \mid M_1, \dots, M_N]$.

*MACSI, Department of Mathematics and Statistics, University of Limerick, Ireland; steven.golovkine@ul.ie

†Univ Rennes, CNRS, IRMAR - UMR 6625, F-35000 Rennes, France; nicolas.klutchnikoff@univ-rennes2.fr

‡Univ Rennes, Ensai, CNRS, CREST - UMR 9194, F-35000 Rennes, France; valentin.patilea@ensai.fr

Complements for the proof of Theorem 2. We provide here a formal justification for the following properties: two constants $0 < \mathbf{c}_1, \mathbf{c}_2 < 1$ exist such that

$$\mathbf{c}_1 N \{1 + o_{\mathbb{P}}(1)\} \leq \inf_{h \in \mathcal{H}_N} \frac{\mathcal{W}_N(t; h)}{\min\{1, \mathbf{m}h\}} \leq \sup_{h \in \mathcal{H}_N} \frac{\mathcal{W}_N(t; h)}{\min\{1, \mathbf{m}h\}} \leq \mathbf{c}_1^{-1} N \{1 + o_{\mathbb{P}}(1)\}, \quad (\text{SM.1})$$

and

$$\mathbf{c}_2 \{1 + o_{\mathbb{P}}(1)\} \leq \inf_{h \in \mathcal{H}_N} \frac{N \mathbf{m} h}{\mathcal{N}_{\mu}(t; h)} \leq \sup_{h \in \mathcal{H}_N} \frac{N \mathbf{m} h}{\mathcal{N}_{\mu}(t; h)} \leq \mathbf{c}_2^{-1} \{1 + o_{\mathbb{P}}(1)\}, \quad (\text{SM.2})$$

and of (A.4) in the main text. In reply to a Reviewer's remark, we prove (SM.1) and (SM.2) in a slightly more general framework. Let

$$\bar{M} = \frac{1}{N} \sum_{i=1}^N M_i, \quad \text{such that } \mathbf{m} = \mathbb{E}(\bar{M}).$$

The M_i are independent, but we do not need to impose them to have the same distribution. However, for simplicity, we still assume (27). For each $1 \leq i \leq N$, we denote by g_i , the density of the independent variables $T_m^{(i)} \in \mathcal{T}$, $1 \leq m \leq M_i$. Moreover, the variables $T_m^{(i)}$ are drawn independently for each curve i . Assume that positive constants $C_{g,L}, C_{g,U} > 0$ exist such that, for all $t \in \mathcal{T}$ and for all $1 \leq i \leq N$,

$$C_{g,L} \leq g_i(t) \leq C_{g,U}, \quad (\text{SM.3})$$

and all g_i are Hölder continuous on \mathcal{T} with the same exponent and Hölder constant. We thus allow the observation times $T_m^{(i)}$ to be drawn independently with different distributions for different curves. Let

$$p_i(t; h) = \int_{t-h}^{t+h} g_i(u) du. \quad (\text{SM.4})$$

Under the conditions on the bandwidth range \mathcal{H}_N and the g_i , we have $p_i(t; h) = 2hg_i(t)\{1 + o(1)\}$, uniformly with respect to h and i .

To show the lower bound in (SM.2), recall that, with the NW estimator

$$\mathcal{N}_i(t; h) = \frac{w_i(t; h)}{\max_{1 \leq m \leq M_i} |W_m^{(i)}(t; h)|} \quad \text{and} \quad \mathcal{N}_{\mu}(t; h)^{-1} = \frac{1}{\mathcal{W}_N^2(t; h)} \sum_{i=1}^N \frac{w_i(t; h)}{\mathcal{N}_i(t; h)}.$$

(Recall that the rule $0/0 = 0$ applies for w_i/\mathcal{N}_i). We simplify the notation in the following: $\mathcal{N}_{\mu}(t; h)$, $\mathcal{N}_i(t; h)$ and $w_i(t; h)$ become \mathcal{N}_{μ} , \mathcal{N}_i and w_i , respectively. Moreover, for simplicity, we assume that the NW kernel is built with the uniform density. The general case can be handled similarly using a positive lower bound for the kernel K on a non-degenerate sub-interval of $[-1, 1]$. With a uniform kernel, we have

$$\mathcal{N}_i = \sum_{m=1}^{M_i} \mathbf{1} \left\{ |T_m^{(i)} - t| \leq h \right\}.$$

By Cauchy-Schwarz inequality,

$$\frac{1}{\mathcal{N}_{\mu}} = \frac{1}{\mathcal{W}_N^2(t; h)} \sum_{i=1}^N \frac{w_i}{\mathcal{N}_i} \geq \frac{1}{S_N(t; h)} \quad \text{with} \quad S_N(t; h) = \sum_{i=1}^N \mathcal{N}_i. \quad (\text{SM.5})$$

Note that $S_N(t; h)$ is a sum of $M_1 + \dots + M_N$ independent Bernoulli variables with parameters

$$\underbrace{p_1(t; h), \dots, p_1(t; h)}_{M_1 \text{ times}}, \dots, \underbrace{p_N(t; h), \dots, p_N(t; h)}_{M_N \text{ times}}.$$

We have

$$C_{g,L} N \mathbf{m} h \times \{1 + o(1)\} \leq \mathbb{E}[S_N(t; h)] = \sum_{i=1}^N p_i(t; h) \mathbb{E}(M_i) \leq C_{g,U} N \mathbf{m} h \times \{1 + o(1)\}. \quad (\text{SM.6})$$

Recall that we impose $N \mathbf{m} \times \min \mathcal{H}_N \rightarrow \infty$. By Chernoff's inequality, for any $0 \leq \delta < 1$,

$$\mathbb{P} \left[\left| \frac{S_N(t; h)}{\mathbb{E}[S_N(t; h)]} - 1 \right| > \delta \right] \leq 2 \exp(-\delta^2 C_{g,L} N \mathbf{m} \min \mathcal{H}_N / 3).$$

We can choose δ such that

$$\delta^2 = C_\delta \frac{\log(N \mathbf{m})}{N \mathbf{m} \min \mathcal{H}_N},$$

with C_δ some large constant. If h_1, \dots, h_J is an equidistant grid on \mathcal{H}_N of J points, with $N \mathbf{m} \leq J < N \mathbf{m} + 1$, we deduce

$$\mathbb{P} \left[\sup_{1 \leq j \leq J} \left| \frac{S_N(t; h_j)}{\mathbb{E}[S_N(t; h_j)]} - 1 \right| > \delta \right] \leq 2 \exp [\log(N \mathbf{m}) - \delta^2 C_{g,L} N \mathbf{m} \min \mathcal{H}_N / 3], \quad (\text{SM.7})$$

and the exponential bound tends to zero when C_δ is sufficiently large. Next, the supremum over the grid can be extended over \mathcal{H}_N using the Lipschitz continuity of the map $h \mapsto \mathbb{E}[S_N(t; h)]$ and the monotonicity of the maps $h \mapsto S_N(t; h)$ and $h \mapsto \mathbb{E}[S_N(t; h)]$. Finally, by (SM.5), we write

$$\frac{N \mathbf{m} h}{\mathcal{N}_\mu(t; h)} \geq \frac{N \mathbf{m} h}{\mathbb{E}[S_N(t; h)]} \times \frac{\mathbb{E}[S_N(t; h)]}{S_N(t; h)} \times \frac{S_N(t; h)}{\mathcal{N}_\mu(t; h)} \geq \frac{N \mathbf{m} h}{\mathbb{E}[S_N(t; h)]} \times \frac{\mathbb{E}[S_N(t; h)]}{S_N(t; h)},$$

and we deduce the first inequality in (SM.2) from (SM.6) and (SM.7).

For the last inequality in (SM.2), with a uniform kernel we have by definition

$$\frac{\mathcal{W}_N(t; h)}{\mathcal{N}_\mu(t; h)} = \frac{1}{\mathcal{W}_N(t; h)} \sum_{i=1}^N \frac{w_i(t; h)}{\mathcal{N}_i(t; h)} \leq 1.$$

From this, (27) and the first inequality in (SM.1), that we will justify below, we deduce that

$$\mathcal{N}_\mu(t; h)^{-1} \leq \frac{\mathbf{c}_1^{-1} c_L^{-1} \{1 + o_{\mathbb{P}}(1)\}}{N \mathbf{m} h},$$

with some $o_{\mathbb{P}}(1)$ term which does not depend on h , provided $\min\{1, \mathbf{m}h\} = \mathbf{m}h$. For the case $\mathbf{m}h > 1$, let us note that, given M_i , $\mathcal{N}_i(t; h)$ is a Binomial random variable with parameters M_i and $p_i(t; h)$. It can be show, see also (SM.19), that if U follows a binomial distribution $B(n, p)$, then

$$\mathbb{E} \left[\frac{\mathbf{1}\{U > 0\}}{U} \right] \leq \frac{2}{(n+1)p} - \frac{2n}{n+1} q^n \leq \frac{2}{(n+1)p}, \quad q = 1 - p.$$

Applying this for each \mathcal{N}_i , we derive a bound for the expectation of $\sum_{i=1}^N w_i \mathcal{N}_i^{-1}$. By the arguments used to derive (SM.7), the $\sum_{i=1}^N w_i \mathcal{N}_i^{-1}$ concentrates around its expectation. Bounding this expectation and using again (27) and the first inequality in (SM.1), we deduce

$$\mathcal{N}_\mu(t; h)^{-1} \leq c_L^{-1} C_{g,L}^{-1} \{(\mathbf{m} + 1)h\}^{-1} \times \mathcal{W}_N(t; h)^{-1} \{1 + o_{\mathbb{P}}(1)\} \leq (c_1 c_L C_{g,L})^{-1} \frac{1}{N \mathbf{m} h} \{1 + o_{\mathbb{P}}(1)\},$$

with the $o_{\mathbb{P}}(1)$ rate uniform with respect to $h \in \mathcal{H}_N$. The justification of the last inequality in (SM.2) is now complete.

Next, to show (SM.1), note that, given M_i , the indicator w_i is a Bernoulli variable with parameter

$$\pi_i(t; h) = 1 - \{1 - p_i(t; h)\}^{M_i}. \quad (\text{SM.8})$$

Let us notice that, for any $M > 0$ and for any $u \in (0, 1)$,

$$-M \frac{u}{1-u} \leq \log(1-u)^M < -uM.$$

Assuming, without loss of generality, that $p_i(t; h) \leq 1/2$, for all $h \in \mathcal{H}_N$ and for all i , we deduce

$$1 - \exp(-M_i p_i(t; h)) \leq \pi_i(t; h) \leq 1 - \exp(-2M_i p_i(t; h)).$$

By (SM.3), we have, for all $h \in \mathcal{H}_N$ and $1 \leq i \leq N$,

$$2C_{g,L} h \leq p_i(t; h) \leq 2C_{g,U} h.$$

From this and (27), we have, for all $h \in \mathcal{H}_N$ and $1 \leq i \leq N$,

$$1 - \exp(-2C_{g,L} c_L \mathbf{m} h) \leq \pi_i(t; h) \leq 1 - \exp(-4C_{g,U} C_U \mathbf{m} h), \quad (\text{SM.9})$$

from which we deduce, for all $h \in \mathcal{H}_N$,

$$\begin{aligned} 1 - \exp(-2C_{g,L} c_L \mathbf{m} \min \mathcal{H}_N) &\leq 1 - \exp(-2C_{g,L} c_L \mathbf{m} h) \\ &\leq \frac{\mathbb{E}_M[\mathcal{W}_N(t; h)]}{N} = \frac{1}{N} \sum_{i=1}^N \pi_i(t; h) \\ &\leq 1 - \exp(-4C_{g,U} C_U \mathbf{m} h) \\ &\leq 1 - \exp(-4C_{g,U} C_U \mathbf{m} \max \mathcal{H}_N). \end{aligned} \quad (\text{SM.10})$$

Condition (25) imposes $N \mathbf{m} \min \mathcal{H}_N \rightarrow \infty$. Let us now consider the case $\mathbf{m} \min \mathcal{H}_N \rightarrow 0$, the arguments for the case $\liminf \{\mathbf{m} \min \mathcal{H}_N\} > 0$ being straightforward. Since $1 - \exp(-x) = x\{1 + o(1)\}$ when x decreases to zero, we deduce (SM.1) with $\mathbb{E}[\mathcal{W}_N(t; h)]$ instead of $\mathcal{W}_N(t; h)$. Next, similarly to the justification of (SM.2), we use the Chernoff's exponential bound and a grid on \mathcal{H}_N to replace $\mathbb{E}[\mathcal{W}_N(t; h)]$ by $\mathcal{W}_N(t; h)$. The property (SM.1) follows and we thus complete the proof of Theorem 2. \square

Complements for the proof of Theorem 3. We here provide the arguments for (A.5) in the main text. For simplicity, we assume $\widehat{\Gamma}_N^*$ is built with the uniform kernel. Recall that $s \neq t$ are fixed and without loss of generality, we consider $\sup \mathcal{H}_N < |s - t|/2$. We can also assume $c_L \mathbf{m} \geq 2$.

For the justification of the first part of (A.5), we start by proving the following result.

Lemma SM.1. Assume that (27) and (SM.3) hold true. Then constants $\underline{c}_W, \bar{c}_W \in (0, 1]$ exist such that

$$\underline{c}_W N \leq \frac{\mathbb{E}_M [\mathcal{W}_N(s, t; h)]}{\min\{1, (\mathbf{m}h)^2\}} \leq \bar{c}_W N, \quad \forall h \in \mathcal{H}_N, |s - t| > 2h. \quad (\text{SM.11})$$

Proof of Lemma SM.1. Without loss of generality, we can assume $\sup_{h \in \mathcal{H}_N} p_i(t; h) < 1/8$, for all $1 \leq i \leq N$, where $p_i(t; h)$ are defined in (SM.4). Since $w_i(s; h)$ and $w_i(t; h)$ are indicator functions, we have

$$w_i(s; h)w_i(t; h) \geq 1 - \{1 - w_i(s; h)\} - \{1 - w_i(t; h)\},$$

and thus

$$\pi_i(s, t; h) \geq 1 - \{1 - p_i(s; h)\}^{M_i} - \{1 - p_i(t; h)\}^{M_i},$$

where $\pi_i(s, t; h) := \mathbb{E}[w_i(s; h)w_i(t; h)]$. We first consider the case $\mathbf{m}h \gtrsim 1$. We can check that $\{1 - p_i(s; h)\}^{M_i} + \{1 - p_i(t; h)\}^{M_i} \leq 1/2$, provided $\mathbf{m}h > C$ for some large constant C . We can then focus on investigating the case $\mathbf{m}h \asymp 1$. By definition of the multinomial distribution, we have

$$\pi_i(s, t; h) = \sum_{l+l'=0}^{M_i-2} \frac{M_i! \times p_i(s; h)^{l+1} p_i(t; h)^{l'+1} \{1 - p_i(s; h) - p_i(t; h)\}^{M_i-2-(l+l')}}{(l+1)! (l'+1)! (M_i-2-(l+l'))!}.$$

Let

$$\underline{\pi}_i(s, t; h) := \frac{M_i!}{(M_i-2)!} p_i(s; h) p_i(t; h) \{1 - p_i(s; h) - p_i(t; h)\}^{M_i-2},$$

such that, for all s, t, h ,

$$\underline{\pi}_i(s, t; h) \leq \pi_i(s, t; h).$$

By construction and a continuity argument, we can check that for any $c_L, c_U > 0$, a constant \underline{c} exists (depending on c_L, c_U) such that

$$\inf_{s, t} \underline{\pi}_i(s, t; h) \geq \underline{c} > 0, \quad \forall h \in \mathcal{H}_N \text{ such that } \mathbf{m}h \in [c_L, c_U].$$

Gathering all these facts, it is clear that when $\mathbf{m}h \gtrsim 1$, $\pi_i(s, t; h)$ is uniformly bounded from below and above by positive constants, the arguments are complete for the case where $\min\{1, \mathbf{m}h\} \asymp 1$.

For the case $\mathbf{m}h \lesssim 1$, whenever $|s - t| > 2h$, we will bound $\pi_i(s, t; h)$ from below and from above using $\underline{\pi}_i(s, t; h)$. Next, modulo suitable constants, we bound $\underline{\pi}_i(s, t; h)$ from below and from above by $(\mathbf{m}h)^2$ multiplied by suitable constants. Let

$$4C_{g,L}h \leq \underline{g}(s, t; h) = p_i(s; h) + p_i(t; h) \leq 4C_{g,U}h,$$

and note that

$$\begin{aligned} \{1 - p_i(s; h) - p_i(t; h)\}^{M_i-2} &= \exp\left((M_i-2) \log\{1 - \underline{g}(s, t; h)\}\right) \\ &\geq \exp\left(- (M_i-2) \frac{\underline{g}(s, t; h)}{1 - \underline{g}(s, t; h)}\right) \\ &\geq \exp\left(- (C_U \mathbf{m} - 2) \frac{4C_{g,U}h}{1 - 4C_{g,L}h}\right) \\ &\geq \exp(-C_1 \mathbf{m}h), \end{aligned}$$

for some constant $C_1 > 0$. Uniformly bounding $p_i(s; h)$ and $p_i(t; h)$ from below, we deduce that a constant $C_2 > 0$ exists such that, for all s, t, h ,

$$C_2 \exp(-C_1) \times (\mathbf{m}h)^2 \leq C_2(\mathbf{m}h)^2 \exp(-C_1 \mathbf{m}h) \leq \underline{\pi}_i(s, t; h) \leq \pi_i(s, t; h).$$

We now show that when $\mathbf{m}h \lesssim 1$, modulo a constant, $\underline{\pi}_i(s, t; h)$ is also an upper bound for $\pi_i(s, t; h)$. We rewrite

$$\begin{aligned} \pi_i(s, t; h) &= \underline{\pi}_i(s, t; h) \times \sum_{l+l'=0}^{M_i-2} C(l, l') \times \frac{(M_i - 2)!}{l! l'! (M_i - 2 - (l + l'))!} \times q_1^l \times q_2^{l'} \times q_3^{M_i-2-(l+l')} \\ &\leq \underline{\pi}_i(s, t; h) \times \sup_{s, t, h} \max_{l, l'} C(l, l'), \end{aligned}$$

where

$$q_1 = \frac{p_i(s; h)}{1 - \{p_i(s; h) + p_i(t; h)\}}, \quad q_2 = \frac{p_i(t; h)}{1 - \{p_i(s; h) + p_i(t; h)\}}, \quad q_3 = \frac{1 - 2\{p_i(s; h) + p_i(t; h)\}}{1 - \{p_i(s; h) + p_i(t; h)\}},$$

with $q_1, q_2, q_3 \in (0, 1)$, $q_1 + q_2 + q_3 = 1$, and

$$C(l, l') = \frac{1}{(l+1)(l'+1)} \times \frac{\{1 - \{p_i(s; h) + p_i(t; h)\}\}^{M_i-2-(l+l')}}{\{1 - 2\{p_i(s; h) + p_i(t; h)\}\}^{M_i-2-(l+l')}} \leq \frac{\{1 - \{p_i(s; h) + p_i(t; h)\}\}^{M_i}}{\{1 - 2\{p_i(s; h) + p_i(t; h)\}\}^{M_i}}.$$

It remains to bound the RHS in the last display and show that $C(l, l')$ is bounded by a constant, provided $\mathbf{m}h \lesssim 1$. Let

$$\bar{g}(s, t; h) = \frac{p_i(s; h) + p_i(t; h)}{1 - 2\{p_i(s; h) + p_i(t; h)\}} \leq 2\{p_i(s; h) + p_i(t; h)\},$$

such that, for all $l, l' \leq M_i - 2$ and for all s, t, h ,

$$\begin{aligned} C(l, l') &\leq \{1 + \bar{g}(s, t; h)\}^{M_i} \\ &= \exp(M_i \log\{1 + \bar{g}(s, t; h)\}) \\ &\leq \exp(C_U \mathbf{m} \log\{1 + \bar{g}(s, t; h)\}) \\ &\leq \exp(C_U \mathbf{m} \bar{g}(s, t; h)) \\ &\leq \exp(8C_{g,U} C_U \mathbf{m}h). \end{aligned}$$

Thus, $C(l, l')$ is uniformly bounded and a constant $c_5 > 0$ exists such that, for all s, t, h ,

$$\underline{\pi}_i(s, t; h) \leq \pi_i(s, t; h) \leq c_5 \underline{\pi}_i(s, t; h) \leq c_5 C_U^2 (\mathbf{m}h)^2.$$

The proof of Lemma SM.1 is now complete. \square

The next step is to show that $\mathcal{W}_N(s, t; h)$ concentrates around its conditional mean given the integers M_1, \dots, M_N , uniformly with respect to $h \in \mathcal{H}_N$. We then deduce that $\mathcal{W}_N(s, t; h)/\mathbb{E}[\mathcal{W}_N(s, t; h)] = 1 + o_{\mathbb{P}}(1)$ uniformly with respect to $h \in \mathcal{H}_N$. Let us sketch the arguments for getting this uniform rate. Recalling that $\mathcal{W}_N(s, t; h)$ is a sum of independent Bernoulli variables, by Bernstein's

inequality applied with a given h , we get an exponential bound for the conditional probability of the event

$$\left\{ \left| \frac{\mathcal{W}_N(s, t; h)}{\mathbb{E}_M[\mathcal{W}_N(s, t; h)]} - 1 \right| > \frac{y}{\sqrt{\mathbb{E}_M[\mathcal{W}_N(s, t; h)]}} \right\}, \quad y > 0,$$

given M_1, \dots, M_N . We next note that, for any s, t and any $h < h'$, by definition

$$w_i(s; h)w_i(t; h) \leq w_i(s; h')w_i(t; h').$$

This property allows to build a set of brackets, for the family of indicators $w_i(s; h)w_i(t; h)$ indexed by h , by taking a grid of $(Nm)^2$ values in \mathcal{H}_N . By applying Bernstein's inequality for each h in the grid, and using the Boole's inequality, we deduce

$$\sup_{h \in \mathcal{H}_N} \left| \frac{\mathcal{W}_N(s, t; h)}{\mathbb{E}_M[\mathcal{W}_N(s, t; h)]} - 1 \right| = o_{\mathbb{P}}(1). \quad (\text{SM.12})$$

This, combined with (SM.11) and condition (27), yields the first part of (A.5).

For the second part of (A.5), we start by showing that there exists a constant $\mathbf{c}_1 > 0$ such that

$$\inf_{h \in \mathcal{H}_N} \frac{N \min\{\mathbf{m}h, (\mathbf{m}h)^2\}}{\mathcal{N}_{\Gamma}(t \mid s; h)} \geq \mathbf{c}_1 \{1 + o_{\mathbb{P}}(1)\}. \quad (\text{SM.13})$$

Using the fact that the harmonic mean is less than or equal to the mean, we obtain

$$\frac{1}{\mathcal{N}_{\Gamma}(t \mid s; h)} \geq \frac{c_i(t; h)}{\sum_{i=1}^N w_i(s; h)w_i(t; h)\mathcal{N}_i(t; h)},$$

with $w_i(t; h)$, $c_i(t; h)$ and $\mathcal{N}_i(t; h)$ defined in (17), (19) and (21), respectively. For the case we consider, for all i , we have $c_i \equiv w_i$. To justify (SM.13), it suffices to prove that a positive constant $c_{\mathcal{N}}$ exists such that

$$\frac{\sum_{i=1}^N w_i(s; h)w_i(t; h)\mathcal{N}_i(t; h)}{N \min\{\mathbf{m}h, (\mathbf{m}h)^2\}} \leq c_{\mathcal{N}} \{1 + o_{\mathbb{P}}(1)\}, \quad (\text{SM.14})$$

with the $o_{\mathbb{P}}(1)$ uniform with respect to $h \in \mathcal{H}_N$. Let us notice that, in the case of a NW estimator with a uniform kernel,

$$\sum_{i=1}^N w_i(s; h)w_i(t; h)\mathcal{N}_i(t; h) = \sum_{i=1}^N w_i(s; h) \sum_{m=1}^{M_i} \mathbf{1}\{|T_m^{(i)} - t| \leq h\} = \sum_{i=1}^N S^{(i)},$$

with $S^{(i)} = S^{(i)}(h) = w_i(s; h) \sum_{1 \leq m \leq M_i} \mathbf{1}\{|T_m^{(i)} - t| \leq h\}$. We thus need to suitably bound the sum of $S^{(i)}(h)$ from above. Let $\mathbb{P}_M, \mathbb{E}_M$, and Var_M , denote the conditional probability,

expectation and variance, respectively, given M_1, \dots, M_N . We then have

$$\begin{aligned}
\mathbb{E}_M[S^{(i)}] &= \sum_{m=1}^{M_i} \mathbb{E}_M \left[w_i(s; h) \mathbf{1} \left\{ |T_m^{(i)} - t| \leq h \right\} \right] \\
&= \sum_{m=1}^{M_i} \mathbb{E}_M \left[\mathbf{1} \left\{ \sum_{1 \leq m' \neq m \leq M_i} \mathbf{1} \left\{ |T_{m'}^{(i)} - s| \leq h \right\} \geq 1 \right\} \mathbf{1} \left\{ |T_m^{(i)} - t| \leq h \right\} \right] \\
&= \sum_{m=1}^{M_i} \mathbb{E}_M \left[\mathbf{1} \left\{ \sum_{1 \leq m' \neq m \leq M_i} \mathbf{1} \left\{ |T_{m'}^{(i)} - s| \leq h \right\} \geq 1 \right\} \right] \times \mathbb{E}_M \left[\mathbf{1} \left\{ |T_m^{(i)} - t| \leq h \right\} \right] \\
&= [1 - \{1 - p_i(t; h)\}^{M_i-1}] \times M_i p_i(t; h) \\
&= \{1 + o(1)\} \times \pi_i(s; h) \times M_i p_i(t; h),
\end{aligned}$$

where $p_i(t; h) = \int_{t-h}^{t+h} g_i(u) du$ and $\pi_i(s; h)$ is defined as in (SM.8). The $o(1)$ term is uniform with respect to h . Moreover,

$$\begin{aligned}
\{S^{(i)}\}^2 - S^{(i)} &= w_i(s; h) \sum_{1 \leq m' \neq m \leq M_i} \mathbf{1} \left\{ |T_m^{(i)} - t| \leq h \right\} \mathbf{1} \left\{ |T_{m'}^{(i)} - t| \leq h \right\} \\
&= \mathbf{1} \left\{ \sum_{\substack{1 \leq m'' \leq M_i \\ m'' \notin \{m, m'\}}} \mathbf{1} \left\{ |T_{m''}^{(i)} - s| \leq h \right\} \geq 1 \right\} \sum_{1 \leq m' \neq m \leq M_i} \mathbf{1} \left\{ |T_m^{(i)} - t| \leq h \right\} \mathbf{1} \left\{ |T_{m'}^{(i)} - t| \leq h \right\},
\end{aligned}$$

and thus,

$$\begin{aligned}
\mathbb{E}_M[\{S^{(i)}\}^2] &= \mathbb{E}_M[S^{(i)}] + [1 - \{1 - p_i(t; h)\}^{M_i-2}] \times M_i(M_i - 1)p_i^2(t; h) \\
&= \{1 + o(1)\} \times \pi_i(s; h) \times M_i p_i(t; h) \times \{1 + M_i p_i(t; h)\}, \tag{SM.15}
\end{aligned}$$

with the $o(1)$ term uniform with respect to h . We deduce that

$$\begin{aligned}
\text{Var}_M[S^{(i)}] &= \mathbb{E}_M[\{S^{(i)}\}^2] - \mathbb{E}_M^2[S^{(i)}] \\
&= \{1 + o(1)\} \times \pi_i(s; h) M_i p_i(t; h) \times [1 + M_i p_i(t; h) - \pi_i(s; h) M_i p_i(t; h)] \\
&= \{1 + o(1)\} \times \pi_i(s; h) M_i p_i(t; h) + \{1 + o(1)\} \times \pi_i(s; h) \{1 - \pi_i(s; h)\} \{M_i p_i(t; h)\}^2.
\end{aligned}$$

Let us recall the following notation: given φ_1, φ_2 , positive functions of M_i and h ,

$$\varphi_1 \lesssim \varphi_2 \quad \Leftrightarrow \quad \exists C > 0 \quad \text{a constant such that} \quad \varphi_1 \leq C \varphi_2,$$

and

$$\varphi_1 \asymp \varphi_2 \quad \Leftrightarrow \quad \varphi_1 \lesssim \varphi_2 \quad \text{and} \quad \varphi_2 \lesssim \varphi_1.$$

With this notation, $\mathbb{E}_M[S^{(i)}] \asymp \pi_i(s; h) \times \mathbf{m}h$, and

$$\mathbb{E}_M \left[\sum_{i=1}^N S^{(i)} \right] \asymp \mathbb{E}_M [\mathcal{W}_N(s; h)] \times \mathbf{m}h,$$

and thus, by (SM.10), for all $h \in \mathcal{H}_N$,

$$N\mathbf{m}h \{1 - \exp(-2C_{g,L}c_L\mathbf{m}h)\} \lesssim \mathbb{E}_M \left[\sum_{i=1}^N S^{(i)} \right] \lesssim N\mathbf{m}h \{1 - \exp(-4C_{g,U}C_U\mathbf{m}h)\}.$$

On the other hand, $\text{Var}_M[S^{(i)}] \asymp \pi_i(s; h) \times \mathbf{m}h + \pi_i(s; h)\{1 - \pi_i(s; h)\} \times (\mathbf{m}h)^2$. By (SM.9), we deduce

$$\{1 - \exp(-2C_{g,L}c_L\mathbf{m}h)\} \mathbf{m}h \{1 + \exp(-4C_{g,U}C_U\mathbf{m}h)\mathbf{m}h\} \lesssim \text{Var}_M[S^{(i)}]$$

and

$$\text{Var}_M[S^{(i)}] \lesssim \{1 - \exp(-4C_{g,U}C_U\mathbf{m}h)\} \mathbf{m}h \{1 + \exp(-2C_{g,L}c_L\mathbf{m}h)\mathbf{m}h\}.$$

Since for any $c > 0$, the map $x \mapsto x \exp(-cx)$, $x \geq 0$ is bounded, we deduce

$$\{1 - \exp(-2C_{g,L}c_L\mathbf{m}h)\} \mathbf{m}h \lesssim \text{Var}_M[S^{(i)}] \lesssim \{1 - \exp(-4C_{g,U}C_U\mathbf{m}h)\} \mathbf{m}h.$$

Let us note that

$$\mathbb{E}_M[S^{(i)}] \asymp \text{Var}_M[S^{(i)}] \asymp \mathbf{m}h \times \min\{1, \mathbf{m}h\}. \quad (\text{SM.16})$$

It remains to show that the sum of $S^{(i)}(h)$ concentrates around a quantity which allows us to deduce (SM.14). Let $A = A(h) > 0$ to be determined below, and let

$$\mathcal{A} = \mathcal{A}(h) = \left\{ \max_{1 \leq i \leq N} S^{(i)} \leq A \right\} \quad \text{and} \quad S_A^{(i)} = S_A^{(i)}(h) = S^{(i)} \mathbf{1}_{\mathcal{A}}.$$

Let

$$E_{M,A} = E_{M,A}(h) := \mathbb{E}_M \left[\sum_{i=1}^N S_A^{(i)} \right] \leq \mathbb{E}_M \left[\sum_{i=1}^N S^{(i)} \right] \quad \text{and} \quad V_{M,A} = V_{M,A}(h) := \text{Var}_M \left[\sum_{i=1}^N S_A^{(i)} \right].$$

By definition,

$$V_{M,A} \lesssim \sum_{i=1}^N \text{Var}_M[S^{(i)}] \asymp N\mathbf{m}h \times \min\{1, \mathbf{m}h\} =: \Omega_N(h) \longrightarrow \infty.$$

Indeed, we have

$$\begin{aligned} \text{Var}_M[S_A^{(i)}] &= \mathbb{E}_M[\{S^{(i)}\}^2] - \mathbb{E}_M[\{S^{(i)}\}^2 \mathbf{1}_{\bar{\mathcal{A}}}] - \left\{ \mathbb{E}_M[S^{(i)}] - \mathbb{E}_M[S^{(i)} \mathbf{1}_{\bar{\mathcal{A}}}] \right\}^2 \\ &\leq \text{Var}_M[S^{(i)}] + 2\mathbb{E}_M[S^{(i)}] \mathbb{E}_M[S^{(i)} \mathbf{1}_{\bar{\mathcal{A}}}]. \end{aligned}$$

Herein, for any set B , \bar{B} denotes its complement. By (SM.16), we deduce

$$\text{Var}_M[S_A^{(i)}] \lesssim \text{Var}_M[S^{(i)}],$$

provided a constant exists such that $\mathbb{E}_M[S^{(i)} \mathbf{1}_{\bar{\mathcal{A}}}] \leq C$ for all \mathbf{m} and h . By the Cauchy-Schwarz inequality and (SM.15),

$$\mathbb{E}_M[S^{(i)}(h) \mathbf{1}_{\bar{\mathcal{A}}(h)}] \leq \mathbb{E}_M^{1/2}[\{S^{(i)}(h)\}^2] \times \mathbb{P}(\bar{\mathcal{A}}(h)) \lesssim \mathbf{m}h \times \mathbb{P}(\bar{\mathcal{A}}) \leq \mathbf{m} \times \mathbb{P}(\bar{\mathcal{A}}(\min \mathcal{H}_N)) \longrightarrow 0.$$

The convergence to zero follows from (SM.17) below. Next, by the Bernstein inequality applied to the $S_A^{(i)}$, for each $h \in \mathcal{H}_N$,

$$\mathbb{P}_M \left[\sum_{i=1}^N S_A^{(i)}(h) > E_{M,A}(h) + \Omega_N(h) \right] \leq \exp \left(- \frac{\Omega_N(h)^2/2}{V_{M,A}(h) + A(h)\Omega_N(h)/3} \right).$$

To derive bounds for the concentration probability of the sum of $S^{(i)}(h)$, it suffices to take A such that

$$\sqrt{V_{M,A}(h)} \ll \Omega_N(h) \quad \text{and} \quad A(h) \ll \Omega_N(h).$$

Let

$$A(h) = \frac{\Omega_N(h)}{c_A \log(\mathbf{m})},$$

with c_A some large constant. Consider \mathcal{G}_N a uniform a grid in \mathcal{H}_N with mesh of rate $1/N\mathbf{m}$. By (27) and the taking c_A sufficiently large, we deduce that a constant $0 < C < c_A$ exists such that

$$\begin{aligned} \mathbb{P}_M \left[\sup_{h \in \mathcal{H}_N} \frac{1}{\Omega_N(h)} \sum_{i=1}^N S_A^{(i)}(h) > C \right] &\leq \mathbb{P}_M \left[\sup_{h \in \mathcal{G}_N} \frac{1}{\Omega_N(h)} \sum_{i=1}^N S_A^{(i)}(h) > C/2 \right] \\ &\leq \exp(\log(|\mathcal{G}_N|) - c_A \log(\mathbf{m})) \\ &\leq \exp(-(c_A - C) \log(\mathbf{m})) \rightarrow 0. \end{aligned}$$

Here, $|\mathcal{G}_N|$ denotes the cardinal of \mathcal{G}_N . Finally, we have

$$\begin{aligned} \mathbb{P}_M \left[\sup_{h \in \mathcal{H}_N} \frac{1}{\Omega_N(h)} \sum_{i=1}^N S^{(i)}(h) > C \right] &= \mathbb{P}_M \left[\sup_{h \in \mathcal{H}_N} \frac{1}{\Omega_N(h)} \sum_{i=1}^N S^{(i)}(h) \{ \mathbf{1}_{\mathcal{A}(h)} + \mathbf{1}_{\overline{\mathcal{A}}(h)} \} > C \right] \\ &\leq \mathbb{P}_M \left[\sup_{h \in \mathcal{G}_N} \frac{1}{\Omega_N(h)} \sum_{i=1}^N S_A^{(i)}(h) > C/4 \right] \\ &\quad + \mathbb{P}_M \left[\sup_{h \in \mathcal{H}_N} \mathbf{1}_{\overline{\mathcal{A}}(h)} > 0 \right] \\ &\leq \exp(-(c_A - C) \log(\mathbf{m})) + \mathbb{P}_M \left[\sup_{h \in \mathcal{H}_N} \mathbf{1}_{\overline{\mathcal{A}}(h)} > 0 \right]. \end{aligned}$$

Next, let $h_{j(h)}$, with $1 \leq j(h) \leq J$, be the point in the grid \mathcal{G}_N such that $h_{j(h)-1} \leq h < h_{j(h)}$. Using the monotonicity of the $S^{(i)}(h)$ and $\Omega_N(h)$, with respect to h , we have

$$\left\{ \max_{1 \leq i \leq N} \frac{S^{(i)}(h_{j(h)-1})}{\Omega_N(h_{j(h)})} \geq \frac{1}{c_A \log(\mathbf{m})} \right\} \subset \overline{\mathcal{A}}(h) \subset \left\{ \max_{1 \leq i \leq N} \frac{S^{(i)}(h_{j(h)})}{\Omega_N(h_{j(h)-1})} \geq \frac{1}{c_A \log(\mathbf{m})} \right\}.$$

This implies

$$\begin{aligned}
\mathbb{P}_M \left[\sup_{h \in \mathcal{H}_N} \mathbf{1}_{\overline{\mathcal{A}}(h)} > 0 \right] &\leq \sum_{j=2}^J \mathbb{P}_M \left[\max_{1 \leq i \leq N} \frac{S^{(i)}(h_j)}{\Omega_N(h_{j-1})} \geq \frac{1}{c_A \log(\mathbf{m})} \right] \\
&\leq \sum_{j=2}^J \sum_{i=1}^N \mathbb{P}_M \left[S^{(i)}(h_j) \geq \frac{\Omega_N(h_{j-1})}{c_A \log(\mathbf{m})} \right] \\
&\leq \sum_{j=2}^J \sum_{i=1}^N \mathbb{P}_M \left[\sum_{m=1}^{M_i} \mathbf{1} \left\{ |T_m^{(i)} - t| \leq h_j \right\} \geq M_i \mathbb{E} \left[\mathbf{1} \left\{ |T_m^{(i)} - t| \leq h_j \right\} \right] \times (1 + \delta_{ij}) \right] \\
&\leq J \times N \times \exp \left(-c_L C_{g,L} \min_{1 \leq i \leq N} \min_{2 \leq j \leq J} \left[\frac{\delta_{ij}}{2 + \delta_{ij}} \times \delta_{ij} \mathbf{m} h_j \right] \right), \quad (\text{SM.17})
\end{aligned}$$

where for the last inequality, we use Chernoff's inequality, and c_L and $C_{g,L}$ are the constants in (27) and (SM.3), respectively. Here,

$$\delta_{ij} = \frac{\Omega_N(h_{j-1}) / \{c_A \log(\mathbf{m})\}}{M_i \mathbb{E} \left[\mathbf{1} \left\{ |T_m^{(i)} - t| \leq h_j \right\} \right]} \geq C \frac{N \min\{1, \mathbf{m} h_j\}}{c_A \log(\mathbf{m})} \geq C \frac{N \min\{1, \mathbf{m} \min \mathcal{H}_N\}}{c_A \log(\mathbf{m})} \rightarrow \infty,$$

for some constant $C > 0$. Moreover, by the condition $N\{\mathbf{m} \min \mathcal{H}_N\}^2 / \log^2(N\mathbf{m}) \rightarrow \infty$, we have

$$\delta_{ij} \mathbf{m} h_j \geq C \frac{N \mathbf{m} \min \mathcal{H}_N \min\{1, \mathbf{m} \min \mathcal{H}_N\}}{c_A \log(\mathbf{m})} \gg \log(JN).$$

This implies that the exponential bound in (SM.17) tends to zero. Gathering facts, we deduce (SM.14) and then (SM.13).

Next, we show that it exists a constant \mathfrak{C}_1 such that

$$\sup_{h \in \mathcal{H}_N} \frac{N \min\{\mathbf{m} h, (\mathbf{m} h)^2\}}{\mathcal{N}_\Gamma(t | s; h)} \leq \mathfrak{C}_1 \{1 + o_{\mathbb{P}}(1)\}. \quad (\text{SM.18})$$

For this purpose, we show that a constant $\bar{c}_N > 0$ exists such that, for all $h < |s - t|/2$,

$$\frac{1}{\mathcal{N}_\Gamma(s | t; h)} \leq \frac{\bar{c}_N \{1 + o_{\mathbb{P}}(1)\}}{\max\{1, \mathbf{m} h\} \times \mathbb{E}_M[\mathcal{W}_N(s, t; h)]},$$

with the $o_{\mathbb{P}}(1)$ uniform with respect to $h \in \mathcal{H}_N$. To get (SM.18), we note that by definition

$$\frac{\mathcal{W}_N(s, t; h)}{\mathcal{N}_\Gamma(t | s; h)} = \frac{1}{\mathcal{W}_N(s, t; h)} \sum_{i=1}^N \frac{w_i(s; h) w_i(t; h)}{\mathcal{N}_i(t; h)} \leq \frac{1}{\mathcal{W}_N(s, t; h)} \sum_{i=1}^N w_i(s; h) w_i(t; h) \leq 1.$$

In the case $\max\{1, \mathbf{m} h\} \asymp 1$, it suffices to apply Lemmas SM.1 and (SM.12). We now investigate the case $\mathbf{m} h \gtrsim 1$. Let us recall a result of [Chao and Strawderman \(1972\)](#): if X is a non-degenerate Binomial random variable $B(n, p)$, then

$$\mathbb{E}[(1 + U)^{-1}] = \frac{1 - q^{n+1}}{(n+1)p}, \quad \text{where } q = 1 - p. \quad (\text{SM.19})$$

On the other hand, we can write

$$\mathbb{E} \left[\frac{1}{1+U} \right] = \mathbb{P}(U=0) + \mathbb{E} \left[\frac{\mathbf{1}\{U \geq 1\}}{U(1+1/U)} \right] \geq \mathbb{P}(U=0) + \frac{1}{2} \mathbb{E} \left[\frac{\mathbf{1}\{U > 0\}}{U} \right].$$

We deduce

$$\mathbb{E} \left[\frac{\mathbf{1}\{U > 0\}}{U} \right] \leq \frac{2}{(n+1)p} - \frac{2(1+np)}{(n+1)p} q^n \leq \frac{2}{(n+1)p} - \frac{2n}{n+1} q^n. \quad (\text{SM.20})$$

Let us now compute the expectation of $w_i(s;h)w_i(t;h)/\mathcal{N}_i(t;h)$ given M_i . Let us notice that, with an uniform kernel K , the distribution of $\mathcal{N}_i(t;h)$ given

$$n^{(i)}(s;h) := \sum_{1 \leq m \leq M_i} \mathbf{1} \left\{ |T_m^{(i)} - s| \leq h \right\} = k, \quad k = 1, 2, \dots, M_i - 1,$$

is a Binomial distribution with parameters $B(M_i - k, p_i(t;h)/\{1 - p_i(s;h)\})$, while $n^{(i)}(s;h)$ is a Binomial distribution with parameters $B(M_i, p_i(s;h))$. We can write

$$\begin{aligned} \mathbb{E}_M \left[\frac{w_i(s;h)w_i(t;h)}{\mathcal{N}_i(t;h)} \right] &= \mathbb{E}_M \left\{ \mathbb{E}_M \left[\frac{w_i(t;h)}{\mathcal{N}_i(t;h)} \mid n^{(i)}(s;h) \right] \right\} \\ &= \sum_{k=1}^{M_i-1} \mathbb{E}_M \left[\frac{w_i(t;h)}{\mathcal{N}_i(t;h)} \mid n^{(i)}(s;h) = k \right] \times \mathbb{P}_M \left(n^{(i)}(s;h) = k \right). \end{aligned}$$

Letting $\mathcal{N}_i(t;h)$ to be the Binomial distribution U in (SM.20), we have, for all $1 \leq k \leq M_i - 1$,

$$\begin{aligned} \mathbb{E}_M \left[\frac{w_i(t;h)}{\mathcal{N}_i(t;h)} \mid n^{(i)}(s;h) = k \right] &\leq 2 \frac{1 - p_i(s;h)}{(M_i - k + 1)p_i(t;h)} - 2 \frac{M_i - k}{M_i - k + 1} \left\{ 1 - \frac{p_i(t;h)}{1 - p_i(s;h)} \right\}^{M_i - k} \\ &\leq \frac{2}{(M_i - k + 1)p_i(t;h)}. \end{aligned}$$

Let us note that

$$\sum_{k=0}^{M_i} \frac{1}{M_i - k + 1} \times \mathbb{P}_M \left(n^{(i)}(s;h) = k \right) = \mathbb{E} \left[\frac{1}{1+Y} \right],$$

where $Y = M_i - n^{(i)}(s;h)$ is a Binomial distribution with parameters $B(M_i, 1 - p(s;h))$. Gathering facts, we deduce that it exists a constant $\bar{\mathcal{C}}_{\mathcal{N}}$ such that for all $h \in \mathcal{H}_N$ with $\mathbf{m}h \gtrsim 1$,

$$\mathbb{E}_M \left[\frac{w_i(s;h)w_i(t;h)}{\mathcal{N}_i(t;h)} \right] \leq \frac{2}{p_i(t;h)} \times \frac{1 - \{1 - p_i(s;h)\}^{M_i+1}}{(M_i + 1)\{1 - p_i(s;h)\}} \leq \frac{\bar{\mathcal{C}}_{\mathcal{N}}}{\mathbf{m}h}.$$

Next, since $\mathcal{N}_i(t;h)$ is a non-negative integer, the conditional variance of $w_i(s;h)w_i(t;h)/\mathcal{N}_i(t;h)$ given M_i is smaller than its conditional expectation given M_i . Finally, by Bernstein's inequality applied for a grid of values and the Boole's inequality, the sum of the $w_i(s;h)w_i(t;h)/\mathcal{N}_i(t;h)$ deviates from its mean with exponentially small probability given the M_i , uniformly with respect to h .

From (A.5), we deduce that

$$\frac{1}{\mathcal{W}_N(s, t; h)} - \frac{1}{N} \leq \min \left[\max \{h^{2H_s}, \mathcal{N}_\Gamma^{-1}(s | t; h)\}, \max \{h^{2H_t}, \mathcal{N}_\Gamma^{-1}(t | s; h)\} \right] O_{\mathbb{P}}(1),$$

uniformly with respect to $h \in \mathcal{H}_N$. The arguments are similar to show (A.1) in the proof of Theorem 2 and are thus omitted.

To complete the proof of Theorem 3, it remains to show that, in the independent design case, $\widehat{\gamma}_N(s, t; h) - \widetilde{\gamma}_N(s, t)$ is the leading term of $\widehat{\Gamma}_N(s, t; h) - \widetilde{\Gamma}_N(s, t)$ with $\widetilde{\Gamma}_N(s, t) = \widetilde{\gamma}_N(s, t) - \widetilde{\mu}_N(s)\widetilde{\mu}_N(t)$. Without loss of generality, we can consider $\mu(t) = 0$, for all $t \in \mathcal{T}$. If this is not the case, we replace $X_t^{(i)}$ by $X_t^{(i)} - \mu(t)$ for the theory. In the adaptive procedure, the mean is not supposed known, and is estimated nonparametrically. We can write $\widehat{\mu}_N(t; h) = \widetilde{\mu}_N(t) + \{\widehat{\mu}_N(t; h) - \widetilde{\mu}_N(t)\}$ and using Theorem 2, we deduce that it exists a constant $C_1 > 0$, that may depend on t , such that

$$\widehat{\mu}_N(t; h) - \widetilde{\mu}_N(t) = \{h^{H_t} + (N\mathbf{m}h)^{-1/2}\}\{C_1 + o_{\mathbb{P}}(1)\},$$

where the convergence in probability $o_{\mathbb{P}}(1)$ is uniform with respect to $h \in \mathcal{H}_N$. Next, since $|\widetilde{\mu}_N(s)|$ and $|\widetilde{\mu}_N(t)| = O_{\mathbb{P}}(N^{-1/2})$, we deduce that two constants $C_2, C_3 > 0$ exist, that may depend on s and t , such that

$$\begin{aligned} \widehat{\mu}_N(s; h)\widehat{\mu}_N(t; h) - \widetilde{\mu}_N(s)\widetilde{\mu}_N(t) \\ = O_{\mathbb{P}}\left(N^{-1/2}\right) \times \left\{h^{H_s} + h^{H_t} + (N\mathbf{m}h)^{-1/2}\right\} \times \{C_2 + o_{\mathbb{P}}(1)\} \\ + \left\{h^{H_s} + (N\mathbf{m}h)^{-1/2}\right\} \left\{h^{H_t} + (N\mathbf{m}h)^{-1/2}\right\} \times \{C_3 + o_{\mathbb{P}}(1)\}, \end{aligned}$$

uniformly with respect to $h \in \mathcal{H}_N$. Gathering facts, we deduce

$$\widehat{\Gamma}_N(s, t; h) - \widetilde{\Gamma}_N(s, t) = \{\widehat{\gamma}_N(s, t; h) - \widetilde{\gamma}_N(s, t)\} + o_{\mathbb{P}}\left(\left((N\mathbf{m}^2)^{-\frac{H(s,t)}{2\{H(s,t)+1\}}} + (N\mathbf{m})^{-\frac{H(s,t)}{2H(s,t)+1}}\right)\right),$$

with $H(s, t) = \min\{H_s, H_t\}$, and thus

$$\widehat{\Gamma}_N(s, t; h) - \Gamma(s, t) = \{\widehat{\gamma}_N(s, t; h) - \widetilde{\gamma}_N(s, t)\} + o_{\mathbb{P}}\left(\left((N\mathbf{m}^2)^{-\frac{H(s,t)}{2\{H(s,t)+1\}}} + (N\mathbf{m})^{-\frac{H(s,t)}{2H(s,t)+1}} + N^{-1/2}\right)\right),$$

uniformly with respect to $h \in \mathcal{H}_N$. \square

Complements for the proof of Lemma 1. Here, we provide a formal justification for the following property: for any t and $u, v \in \mathcal{O}_*(t)$, we have

$$\mathbb{E}[(X_u - X_v)^2] \approx \{A'(t)\}^{2H_t} |u - v|^{2H_t}.$$

The precise meaning of this approximation of the second order moments of the increments is described in (H2). First, it exists a constant C , such that, for all $u, v \in \mathcal{O}_*(t)$,

$$0 \leq \frac{1}{2} - D(H_u, H_v) \leq C |H'_t|^2 |u - v|^2. \quad (\text{SM.21})$$

To prove this double inequality, note that the map $(x, y) \mapsto D(x, y)$ admits partial derivatives of any order on $(0, 1) \times (0, 1)$. Let

$$g(x) = \log(\Gamma(2x + 1)) + \log(\sin(\pi x)) =: g_1(x) - g_2(x).$$

We notice that $g''(x) < 0$, for any $x \in (0, 1)$. Indeed, using the expression of the derivative of the digamma function ([Abramowitz and Stegun, 1964](#), p. 260), we have

$$g''(x) = 4 \sum_{k \geq 0} \frac{1}{(2x + 1 + k)^2} - \frac{\pi^2}{\sin^2(\pi x)} = g_1''(x) - g_2''(x).$$

We deduce that g'' is decreasing on $[1/2, 1)$ and, since $g''(0+) = -\infty$, the function g_1'' is decreasing on $(0, 1/2]$ with

$$g_1''(0) = 2\pi^2/3, \quad g_1''(1/4) = 4\{\pi^2/2 - 1\}, \quad g_1''(1/2) = 4\{\pi^2/6 - 1\},$$

and the function g_2'' is decreasing on $(0, 1/2]$ with

$$g_2''(0+) = \infty, \quad g_2''(1/4) = 2\pi^2, \quad g_2''(1/2) = \pi^2,$$

we conclude that $g'' < 0$ on $(0, 1]$. In other words, $x \mapsto g(x)$ is log-concave, and for all $0 < x \neq y \leq 1$,

$$2D(x, y) = \frac{\sqrt{\exp(g(x)) \times \exp(g(y))}}{\exp(g((x+y)/2))} < 1.$$

The left-hand side of [\(SM.21\)](#) follows. Next, since $2D(x, x) \equiv 1$, we deduce that, for any $x \in (0, 1)$, the first order derivative of $y \mapsto D(x, y)$ is equal to zero at $y = x$. By Taylor expansion, given a small value $r > 0$, a constant $C_{x,r}$, depending on x and r , then exists such that, for all $0 \leq |x - y| \leq r$,

$$\frac{1}{2} - D(x, y) = D(x, x) - D(x, y) \leq C_{x,r}|x - y|^2.$$

Finally, using the fact that $|H_u - H_v| \approx |H'_u||u - v|$ when $u - v$ is close to zero, we deduce the right-hand side of [\(SM.21\)](#).

For any t and $u, v \in \mathcal{O}_*(t)$, let us write

$$\begin{aligned} \mathbb{E}[(X_u - X_v)^2] &= \mathbb{E}[X_u^2] + \mathbb{E}[X_v^2] - 2\mathbb{E}[X_u X_v] \\ &= A(u)^{2H_u} + A(v)^{2H_v} - 2D(H_u, H_v) [A(u)^{H_u+H_v} + A(v)^{H_u+H_v} - |A(v) - A(u)|^{H_u+H_v}] \\ &= \{A(u)^{2H_u} - 2D(H_u, H_v)A(u)^{H_u+H_v}\} + \{A(v)^{2H_v} - 2D(H_u, H_v)A(v)^{H_u+H_v}\} \\ &\quad + 2D(H_u, H_v)|A(v) - A(u)|^{H_u+H_v} \\ &=: D_1(u | v) + D_1(v | u) + 2D_2(u, v). \end{aligned}$$

Next, let $\mathcal{T} \subset [0, \infty)$ be a compact interval, and for any real-valued function B defined on \mathcal{T} , let $\|B\|_{\mathcal{T}, \infty} = \sup_{t \in \mathcal{T}} B(t)$. In the case $t > 0$, where A stays away from zero on $\mathcal{O}_*(t)$, we can write

$$D_1(u | v) = A(u)^{2H_u} - A(u)^{H_u+H_v} + R_1(u | v),$$

with

$$|R_1(u | v)| \leq \{1 - 2D(H_u, H_v)\} \|A^H\|_{\mathcal{T}, \infty}^2 \leq C \|A^H\|_{\mathcal{T}, \infty}^2 \|H'\|_{\mathcal{T}, \infty}^2 |u - v|^2 = O(|u - v|^2),$$

and

$$\begin{aligned} A(u)^{2H_u} - A(u)^{H_u+H_v} &= A(u)^{2H_u} [1 - \exp\{(H_v - H_u) \log(A(u))\}] \\ &= A(u)^{2H_u} [-(H_v - H_u) \log(A(u)) + O(|u - v|^2)] \\ &= A(u)^{2H_u} [-H'_u(v - u) \log(A(u)) + O(|u - v|^2)]. \end{aligned}$$

The term $D_1(v | u)$ decomposed similarly, and we thus deduce

$$\begin{aligned} D_1(u | v) + D_1(v | u) &= (v - u) [A(v)^{2H_v} H'_v \log(A(v)) - A(u)^{2H_u} H'_u \log(A(u))] + O(|u - v|^2) \\ &= O(|u - v|^2). \end{aligned}$$

The last equality is due to the fact that, by assumptions, the map $v \mapsto A(v)^{2H_v} H'_v \log(A(v))$ is continuously differentiable over $\mathcal{O}_*(t)$. On the other hand, by (SM.21),

$$\begin{aligned} D_2(u, v) &= |A(v) - A(u)|^{H_u+H_v} + \sup_{t \in \mathcal{T}} |H'_t| \times o(|u - v|^2) \\ &= |A'(t)(v - u) + O(|u - v|^2)|^{2H_t+2H'_t(v-u)+O(|u-v|^2)} + o(|u - v|^2) \\ &= |A'(t)|^{2H_t} |v - u|^{2H_t} \times \{1 + O(|u - v|^{\min_{t \in \mathcal{T}} H_t})\} + o(|u - v|^2). \end{aligned}$$

Assumption (H2) is thus satisfied with any $0 < \beta \leq \min\{\min_{t \in \mathcal{T}} H_t, 2(1 - \max_{t \in \mathcal{T}} H_t)\}$.

In the case $t = 0$, we only have to investigate the case $A(0) = 0$. Whenever $A(0) > 0$, the previous arguments apply without any change. If $A(0) = 0$, we only have to revisit the arguments for bounding $D_1(u | v) + D_1(v | u)$. The map

$$v \mapsto \zeta(v) = A(v)^{2H_v} H'_v \log(A(v)),$$

is no longer differentiable over $\mathcal{O}_*(0)$, if $H_v \leq 1/2$. However, this map is Hölder continuous and we still have

$$D_1(u | v) + D_1(v | u) = O(|u - v|^{1+\gamma}), \quad \text{for any } 0 < \gamma < \min(1, 2 \min_{v \in \mathcal{O}_*(0)} H_v),$$

and, given the regularity conditions imposed on the map $u \mapsto H_u$, this suffices to complete the proof of Lemma 1. With the rule $0 \log(0) = 0$, the Hölder continuity we use is

$$\sup_{0 \leq u < v \leq \Delta_*/2} \frac{|\zeta(u) - \zeta(v)|}{|u - v|^\gamma} \leq C < \infty, \quad (\text{SM.22})$$

for some C depending on γ , H and Δ_* and decreasing to zero with Δ_* . Under our assumptions, we have

$$\zeta(v) = [A'(0)v]^{2H_0} \times \zeta_1(v) \times H'_0 \times \{\log(v) + \log(A'(0))\} \times \{1 + o(1)\},$$

with

$$\zeta_1(v) = v^{2H'_0 v \{1+o(1)\}}.$$

All the $o(1)$ terms in the last display can be uniformly bounded, with respect to $v \in \mathcal{O}_*(0)$, by a constant times Δ_* , this constant depending only on the bounds of A' , $|H'|$ and $|H''|$ near the origin. Let us first notice that for any $0 < \gamma < \min(1, 2H_0)$, it exists a constant c such that

$$\sup_{0 \leq u < v \leq \Delta_*/2} \frac{|u^{2H_0} \log(u) - v^{2H_0} \log(v)|}{|u - v|^\gamma} \leq c < \infty.$$

Moreover, we have $\zeta_1(0+) = 1$, ζ_1 is bounded on $\mathcal{O}_*(0)$, and for $0 < u < v \leq \Delta_*/2$, we have

$$\begin{aligned} |\zeta_1(v) - \zeta_1(u)| &= |\exp(2H'_0 v \log(v)\{1 + o(1)\}) - \exp(2H'_0 u \log(u)\{1 + o(1)\})| \\ &\leq 2|H'_0| |v \log(v) - u \log(u)| \leq 2c_1 |H'_0| |u - v|^\gamma, \end{aligned}$$

for some constant c_1 . Gathering facts, we deduce (SM.22). The justification of Lemma 1 is now complete. \square

2 Details on some equations from the main text

2.1 Discussion of the choices of t_1 , t_2 and t_3 in the definition (14)

The following discussion is inspired by a comment from a Reviewer. A first step for the construction of the local regularity estimator is the definition of a proxy value:

$$\tilde{H}_t = \frac{\log(\theta(t_1, t_3)) - \log(\theta(t_1, t_2))}{2 \log(2)} \quad \text{if } \Delta_* \text{ is small.}$$

See (14) in the main text. This definition is based on the simple choice of t_1 , t_2 and t_3 such that

$$|t_3 - t_1| = 2|t_2 - t_1|.$$

We can more generally proceed as follows: let t_1 and t_3 be such that $[t_1, t_3] \in \mathcal{O}_*(t)$ and define the proxy

$$\tilde{H}_t = \frac{\log(\theta(t_1, t_3)) - \log(\theta(t_1, t_2))}{2 \{\log(|t_3 - t_1|) - \log(|t_2 - t_1|)\}} \approx H_t,$$

and the corresponding estimator of the exponent

$$\hat{H}_t = \frac{\log(\hat{\theta}(t_1, t_3)) - \log(\hat{\theta}(t_1, t_2))}{2 \{\log(|t_3 - t_1|) - \log(|t_2 - t_1|)\}}.$$

In practice, the choice of t_1 , t_2 and t_3 , which, here, has to be the same for all curves, can be guided by the density of the design points. The practical investigation of these aspects is left for future work.

Finally, one can also consider a nearest neighbors idea for the choice of t_1 , t_2 and t_3 . With an independent design, these values then become random. This idea was investigated by Golovkine et al. (2022) and leads to alternative estimates of the local regularity which do not require preliminary smoothing. Even if it offers an elegant alternative, which avoids the choice of a smoothing parameter such as the bandwidth, the idea based on nearest neighbors idea could require more points $T_m^{(i)}$ on each curve. See discussion in the paragraph following Golovkine et al. (2022, Th. 1). Moreover, the extension of the nearest neighbors idea to the regularity estimation in the case of differentiable sample paths is much more challenging.

2.2 Details on the approximation (20)

Recall that

$$c_i(t; h, \alpha) = \sum_{m=1}^{M_i} \left| (T_m^{(i)} - t)/h \right|^\alpha \left| W_m^{(i)}(t; h) \right|,$$

and, using the Nadaraya-Watson (NW) estimator,

$$\bar{C}(t; h, \alpha) = \frac{1}{\mathcal{W}_N(t; h)} \sum_{i=1}^N w_i(t; h) c_i(t; h, \alpha).$$

When using the NW estimator, for each $1 \leq i \leq N$,

$$c_i(t; h, \alpha) = \frac{1}{\hat{g}^{(i)}(t)} \frac{1}{M_i h} \sum_{m=1}^{M_i} \left| (T_m^{(i)} - t)/h \right|^\alpha K \left((T_m^{(i)} - t)/h \right),$$

with

$$\hat{g}^{(i)}(t) = \frac{1}{M_i h} \sum_{m=1}^{M_i} K \left((T_m^{(i)} - t)/h \right) \approx g(t).$$

Here, g denotes the density of the $T_m^{(i)}$. By a standard change of variables,

$$\mathbb{E}[c_i(t; h, \alpha) \hat{g}^{(i)}(t)] \approx g(t) \int |u|^\alpha K(u) du.$$

and this explains our proposal

$$\bar{C}(t; h, \alpha) \approx \int |u|^\alpha K(u) du, \tag{SM.23}$$

for the NW estimator. The same arguments apply for $\bar{\mathfrak{C}}(t \mid s; h, \alpha)$ used for estimating the covariance function. In the case of a local linear estimator, it suffices to use the equivalent kernels for local polynomial smoothing. Approximation (SM.23) could remain the same in the local linear case, but has to be changed for higher-order polynomials. See [Fan and Gijbels \(1996, Sec. 3.2.2\)](#).

2.3 Details on the definition (32)

Recall that $\tilde{\gamma}_N(s, t) = N^{-1} \sum_{i=1}^N X_s^{(i)} X_t^{(i)}$. Here, \mathcal{W}_N and w_i are short notations for $\mathcal{W}_N(s, t; h)$ and $w_i(s, t; h)$, respectively. Moreover, $\hat{X}_t^{(i)} - X_t^{(i)} = B_t^{(i)} + V_t^{(i)}$, where $B_t^{(i)} := \mathbb{E}_i[\hat{X}_t^{(i)}] - X_t^{(i)}$ and $V_t^{(i)} := \hat{X}_t^{(i)} - \mathbb{E}_i[\hat{X}_t^{(i)}]$. Let us define

$$\tilde{\gamma}_W(s, t; h) = \frac{1}{\mathcal{W}_N} \sum_{i=1}^N w_i X_s^{(i)} X_t^{(i)}.$$

To explain our empirical risk bound $\mathcal{R}_\Gamma(s | t; h)$ defined in (32), let us write

$$\begin{aligned}
\widehat{\gamma}_N(s, t; h) - \widetilde{\gamma}_W(s, t; h) &= \frac{1}{\mathcal{W}_N} \sum_{i=1}^N w_i \{ \widehat{X}_s^{(i)} - X_s^{(i)} \} X_t^{(i)} + \frac{1}{\mathcal{W}_N} \sum_{i=1}^N w_i X_s^{(i)} \{ \widehat{X}_t^{(i)} - X_t^{(i)} \} \\
&\quad + \frac{1}{\mathcal{W}_N} \sum_{i=1}^N w_i \{ \widehat{X}_s^{(i)} - X_s^{(i)} \} \{ \widehat{X}_t^{(i)} - X_t^{(i)} \} \\
&= \frac{1}{\mathcal{W}_N} \sum_{i=1}^N w_i \{ B_s^{(i)} X_t^{(i)} + X_s^{(i)} B_t^{(i)} \} \\
&\quad + \frac{1}{\mathcal{W}_N} \sum_{i=1}^N w_i \{ V_s^{(i)} X_t^{(i)} + X_s^{(i)} V_t^{(i)} \} \\
&\quad + \frac{1}{\mathcal{W}_N} \sum_{i=1}^N w_i \{ B_s^{(i)} B_t^{(i)} + V_s^{(i)} V_t^{(i)} \} \\
&\quad + \frac{1}{\mathcal{W}_N} \sum_{i=1}^N w_i \{ B_s^{(i)} V_t^{(i)} + V_s^{(i)} B_t^{(i)} \}.
\end{aligned}$$

By construction, for all $1 \leq i, j \leq N$,

$$\mathbb{E}_{M,T}[V_s^{(i)} B_t^{(j)}] = \mathbb{E}_{M,T}[B_s^{(i)} V_t^{(j)}] = 0.$$

Moreover, whenever $2h < |s - t|$, we have, for all $1 \leq i, j \leq N$,

$$\mathbb{E}_{M,T}[V_s^{(i)} V_t^{(j)}] = 0.$$

Using these properties, the inequality $(a + b)^2 \leq 2(a^2 + b^2)$, and repeated application of Cauchy-Schwarz inequality to check the negligible terms, we deduce

$$\begin{aligned}
\mathbb{E}_{M,T} \left[\{ \widehat{\gamma}_N(s, t; h) - \widetilde{\gamma}_W(s, t; h) \}^2 \right] &= \mathbb{E}_{M,T} \left[\left\{ \frac{1}{\mathcal{W}_N} \sum_{i=1}^N w_i \left(B_s^{(i)} X_t^{(i)} + X_s^{(i)} B_t^{(i)} \right) \right\}^2 \right] \\
&\quad + \mathbb{E}_{M,T} \left[\left\{ \frac{1}{\mathcal{W}_N} \sum_{i=1}^N w_i \left\{ V_s^{(i)} X_t^{(i)} + X_s^{(i)} V_t^{(i)} \right\} \right\}^2 \right] + \text{negligible terms} \\
&\leq 2\mathbb{E}_{M,T} \left[\left\{ \frac{1}{\mathcal{W}_N} \sum_{i=1}^N w_i B_s^{(i)} X_t^{(i)} \right\}^2 \right] + 2\mathbb{E}_{M,T} \left[\left\{ \frac{1}{\mathcal{W}_N} \sum_{i=1}^N w_i X_s^{(i)} B_t^{(i)} \right\}^2 \right] \\
&\quad + \frac{1}{\mathcal{W}_N^2} \sum_{i=1}^N w_i \mathbb{E}_{M,T} \left[\left\{ V_s^{(i)} X_t^{(i)} \right\}^2 + \left\{ X_s^{(i)} V_t^{(i)} \right\}^2 \right] + \text{negligible terms} \\
&= \{ G_1(s | t) + G_1(t | s) + G_2 \} \{ 1 + o_{\mathbb{P}}(1) \}.
\end{aligned}$$

We can now write

$$\begin{aligned}
\mathbb{E}_{M,T} \left[\left\{ X_s^{(i)} V_t^{(i)} \right\}^2 \right] &= \mathbb{E}_{M,T} \left[\left\{ X_s^{(i)} \right\}^2 \left\{ \sum_{m=1}^{M_i} \varepsilon_m^{(i)} W_m^{(i)}(t; h) \right\}^2 \right] \\
&= \mathbb{E}_{M,T} \left[\left\{ X_s^{(i)} \right\}^2 \sum_{m=1}^{M_i} \mathbb{E}_i \left[\left| \varepsilon_m^{(i)} \right|^2 \right] \left| W_m^{(i)}(t; h) \right|^2 \right] \\
&\leq \sigma_{\max}^2 m_2(s) \left\{ \max_m \left| W_m^{(i)}(t) \right| \times \sum_{m=1}^{M_i} \left| W_m^{(i)}(t; h) \right| \right\},
\end{aligned}$$

where $m_2(s) = \mathbb{E} [X_s^2]$ and $\mathbb{E}_i[\cdot] = \mathbb{E}[\cdot \mid M_i, \mathcal{T}_{obs}^{(i)}, X^{(i)}]$. Let us recall that

$$\mathcal{N}_i(t; h) = \frac{w_i(s, t; h)}{\max_{1 \leq m \leq M_i} |W_m^{(i)}(t; h)|}. \quad (\text{SM.24})$$

We deduce

$$G_2 \leq \frac{\sigma_{\max}^2}{\mathcal{W}_N^2} \sum_{i=1}^N w_i \left[m_2(t) \frac{c_i(s; h)}{\mathcal{N}_i(s; h)} + m_2(s) \frac{c_i(t; h)}{\mathcal{N}_i(t; h)} \right],$$

where the $c_i(t; h)$ are defined by equation (19) and the $\mathcal{N}_i(s; h)$ and $\mathcal{N}_i(t; h)$ are defined using (SM.24).

To bound the terms related to the bias of $\widehat{X}_t^{(i)}$, using the moment assumptions, by the law of large numbers, dominated convergence theorem, we can write

$$\begin{aligned}
G_1(s \mid t) + G_1(t \mid s) &\leq 2\mathbb{E}_{M,T} \left[\frac{1}{\mathcal{W}_N} \sum_{i=1}^N w_i \left| B_t^{(i)} \right|^2 \times \left\{ m_2(s) + \frac{1}{\mathcal{W}_N} \sum_{i=1}^N w_i \left(\left| X_s^{(i)} \right|^2 - m_2(s) \right) \right\} \right] \\
&\quad + 2\mathbb{E}_{M,T} \left[\frac{1}{\mathcal{W}_N} \sum_{i=1}^N w_i \left| B_s^{(i)} \right|^2 \times \left\{ m_2(t) + \frac{1}{\mathcal{W}_N} \sum_{i=1}^N w_i \left(\left| X_t^{(i)} \right|^2 - m_2(t) \right) \right\} \right] \\
&= 2 \left\{ \frac{1}{\mathcal{W}_N} \sum_{i=1}^N w_i \mathbb{E}_{M,T} \left[\left| B_s^{(i)} \right|^2 \right] \right\} m_2(t) + 2 \left\{ \frac{1}{\mathcal{W}_N} \sum_{i=1}^N w_i \mathbb{E}_{M,T} \left[\left| B_t^{(i)} \right|^2 \right] \right\} m_2(s) \\
&\quad + \text{negligible terms} \\
&\leq h^{2H_t} \times 2 \left\{ m_2(t) \bar{\mathfrak{C}}(s \mid t; h, 2H_s) L_s^2 + m_2(s) \bar{\mathfrak{C}}(t \mid s; h, 2H_t) L_t^2 \right\} \{1 + o_{\mathbb{P}}(1)\},
\end{aligned}$$

where $\bar{\mathfrak{C}}(t \mid s; h, \cdot)$ is defined according to (33).

Gathering facts, we deduce that

$$\begin{aligned}
\mathbb{E}_{M,T} \left[\left\{ \widehat{\gamma}_N(s, t; h) - \widetilde{\gamma}_W(s, t; h) \right\}^2 \right] &\leq h^{2H_t} \times 2 \left\{ m_2(t) \bar{\mathfrak{C}}(s \mid t; h, 2H_s) L_s^2 + m_2(s) \bar{\mathfrak{C}}(t \mid s; h, 2H_t) L_t^2 \right\} \\
&\quad + \frac{\sigma_{\max}^2}{\mathcal{W}_N^2} \sum_{i=1}^N w_i \left\{ m_2(t) \frac{c_i(s; h)}{\mathcal{N}_i(s; h)} + m_2(s) \frac{c_i(t; h)}{\mathcal{N}_i(t; h)} \right\} + \text{negligible terms}.
\end{aligned}$$

On the other hand, we have

$$\begin{aligned}\mathbb{E}_{M,T} \left[\{\tilde{\gamma}_N(s,t) - \tilde{\gamma}_W(s,t;h)\}^2 \right] &= \frac{\text{Var}[X_s X_t]}{\mathcal{W}_N^2} \sum_{i=1}^N \left\{ w_i - \frac{\mathcal{W}_N}{N} \right\}^2 \\ &= \text{Var}[X_s X_t] \left\{ \frac{1}{\mathcal{W}_N} - \frac{1}{N} \right\}.\end{aligned}$$

It remains to note that

$$\begin{aligned}\mathbb{E}_{M,T} \left[\{\hat{\gamma}_N(s,t;h) - \tilde{\gamma}_N(s,t)\}^2 \right] &\leq 2\mathbb{E}_{M,T} \left[\{\hat{\gamma}_N(s,t;h) - \tilde{\gamma}_W(s,t;h)\}^2 \right] \\ &\quad + 2\mathbb{E}_{M,T} \left[\{\tilde{\gamma}_W(s,t;h) - \tilde{\gamma}_N(s,t)\}^2 \right].\end{aligned}$$

3 A Central Limit Theorem for the mean function estimator

Let us now study the asymptotic distribution of our adaptive pointwise estimation of the mean function. In standard nonparametric curve estimation, if the regression function is Hölder continuous with some exponent $H \in (0, 1)$, the optimal bandwidth that balances the squared bias and the variance for pointwise estimation has a rate equal to $n^{-1/(2H+1)}$, where n is the sample size. In that context, under appropriate conditions, it is possible to derive the convergence in distribution of the kernel regression estimator to a normal limit, with the rate $n^{-H/(2H+1)}$. In general, the expectation of the normal limit distribution is not zero due to the bias term. Note that considering a bandwidth rate slower than $n^{-1/(2H+1)}$ will cause this convergence in distribution to fail, as the bias term multiplied by the square root of the sample size times the bandwidth will tend to infinity. Knowing a lower bound on the regularity of the curve to be estimated allows for asymptotic distribution results which are robust to failures due to diverging bias terms.

In the context of functional data, the regularity of the mean function is necessarily equal to or larger than that of the sample paths. One consequence is that the minimax optimal rate for the mean function estimation is given by the sample path regularity, see [Cai and Yuan \(2011\)](#). This implies that, from the minimax optimality perspective, the rate of convergence in distribution for the mean function estimation must take into account the regularity of the sample paths. In the following, we follow this idea and provide the asymptotic normality of our estimator, but with a bandwidth decrease rate slightly faster than $(N\mathbf{m})^{-1/(2H_t+1)}$ in order to make the bias term negligible. For simplicity, we only consider the independent design case.

Theorem 1. *Let $t \in \mathcal{T}$. Assume that the conditions of [Theorem 2](#) hold true, that the conditional variance $\sigma^2(t, x)$ of the measurement errors does not depend on x , denoted $\sigma^2(t)$, and that the map $t \mapsto \sigma(t) > 0$ is Hölder continuous. Assume $\hat{\mu}(t; h)$ is defined as in [\(18\)](#) with K a bounded kernel which is bounded away from zero on the support $[-1, 1]$. Let $h_N \in \mathcal{H}_N$, $N \geq 1$, such that*

$$h_N(N\mathbf{m})^{1/(2H_t+1)} \rightarrow 0. \tag{SM.25}$$

Moreover,

$$V_N(t; h_N) := \frac{\sigma^2(t)}{\mathcal{W}_N(t; h_N)} \sum_{i=1}^N w_i(t; h_N) \sum_{m=1}^{M_i} \left[W_m^{(i)}(t; h_N) \right]^2 \xrightarrow{\mathbb{P}} \Sigma(t) \in [0, \infty). \tag{SM.26}$$

Then

$$\sqrt{\mathcal{W}_N(t; h_N)} \{ \widehat{\mu}_N(t; h_N) - \mu(t) \} \xrightarrow{d} \mathcal{N}(0, \text{Var}(t) + \Sigma(t)).$$

Condition (SM.25) renders the bias term negligible and thus avoids the usual mean correction used in kernel regression. In the dense case ($N \ll \mathfrak{m}^{2H_t}$), if in addition $\mathfrak{m}h_N \rightarrow \infty$, then $\Sigma(t) = 0$ and the $\widehat{\mu}_N(t; h_N)$ has the same asymptotic distribution as the infeasible empirical mean function estimator $\widetilde{\mu}(t)$ obtained with the $X_t^{(i)}$, $1 \leq i \leq N$. As expected, in the sparse case ($N \gg \mathfrak{m}^{2H_t}$), the rate of convergence in distribution given by $\mathbb{E}[\mathcal{W}_N(t; h_N)]^{-1/2}$, is slower than $N^{-1/2}$. Moreover, $\Sigma(t) > 0$.

Proof of Theorem 1. Recall the definition

$$\widetilde{\mu}_W(t; h) = \frac{1}{\mathcal{W}_N(t; h_N)} \sum_{i=1}^N w_i(t; h) X_t^{(i)}.$$

We can then write

$$\widehat{\mu}_N(t; h) - \mu(t) = \{ \widehat{\mu}_N(t; h) - \widetilde{\mu}_W(t; h) \} + \{ \widetilde{\mu}_W(t; h) - \mu(t) \} =: T_{N1}(t; h) + T_{N2}(t; h).$$

Using the Hölder continuity of $t \mapsto \sigma(t)$ and the arguments used to justify Theorem 2, since h_N decreases to zero faster than the bandwidth which realizes the balance between the squared bias and the variance, and $K(\cdot)$ is bounded and bounded away from zero, we have

$$T_{N1}(t; h_N) = \{1 + O(h)\} \frac{\sigma(t)}{\mathcal{W}_N(t; h_N)} \sum_{n=1}^N w_i(t; h_N) \sum_{m=1}^{M_i} W_m^{(i)}(t; h_N) e_m^{(i)} =: \frac{1 + O(h)}{\sqrt{\mathcal{W}_N(t; h_N)}} \times \mathcal{U}_N(t; h).$$

A bounded K , bounded away from zero, is a convenient assumption to guarantee that for all h, i, m ,

$$\max_m W_m^{(i)}(t; h) / \min_m W_m^{(i)}(t; h) \leq C,$$

for some constant C , and thus the rates on both sides of (7) are the same. By Lyapunov CLT for independent variables, conditionally given the M_i and $\{T_m^{(i)}, 1 \leq m \leq M_i\}$, $1 \leq i \leq N$, we have

$$\frac{\mathcal{U}_N(t; h_N)}{\sqrt{V_N(t; h_N)}} \xrightarrow{d} N(0, 1),$$

with $V_N(t; h_N)$ defined in (SM.26). This implies that, for any event for which the sequence $V_N(t; h_N)$ converges to $\Sigma(t)$, we get, for all $u \in \mathbb{R}$,

$$\mathbb{E}_{M,T} \left[\exp \left\{ -iu \sqrt{\mathcal{W}_N(t; h_N)} T_{N1}(t; h_N) \right\} \right] \longrightarrow \exp(-u^2 \Sigma(t)/2). \quad (\text{SM.27})$$

Note that $\mathbb{E}_{M,T}[\cdots]$ on the left hand side is a bounded sequence of random variables. Since $V_N(t; h_N) - \Sigma(t) = o_{\mathbb{P}}(1)$, and the convergence in probability is characterized by the fact that every sub-sequence has a further sub-sequence which converges almost surely, we deduce that the convergence in (SM.27) holds in probability. By the Dominated Convergence Theorem for a sequence of bounded random variables that converges in probability, we get, for all $u \in \mathbb{R}$,

$$\mathbb{E} \left[\exp \left\{ -iu \sqrt{\mathcal{W}_N(t; h_N)} T_{N1}(t; h_N) \right\} \right] \longrightarrow \exp(-u^2 \Sigma(t)/2),$$

which means

$$\sqrt{\mathcal{W}_N(t; h_N)} T_{N1}(t; h_N) \xrightarrow{d} \mathcal{N}(0, \Sigma(t)). \quad (\text{SM.28})$$

Applying again standard CLT, we also have

$$\sqrt{\mathcal{W}_N(t; h_N)} T_{N2}(t; h_N) \xrightarrow{d} \mathcal{N}(0, \text{Var}(t)). \quad (\text{SM.29})$$

Let us now point out that, by the independence between the noise and the sample paths of X , the sequences $T_{N1}(t; h_N)$ and $T_{N2}(t; h_N)$ are independent. From this, (SM.29) and (SM.28), we get

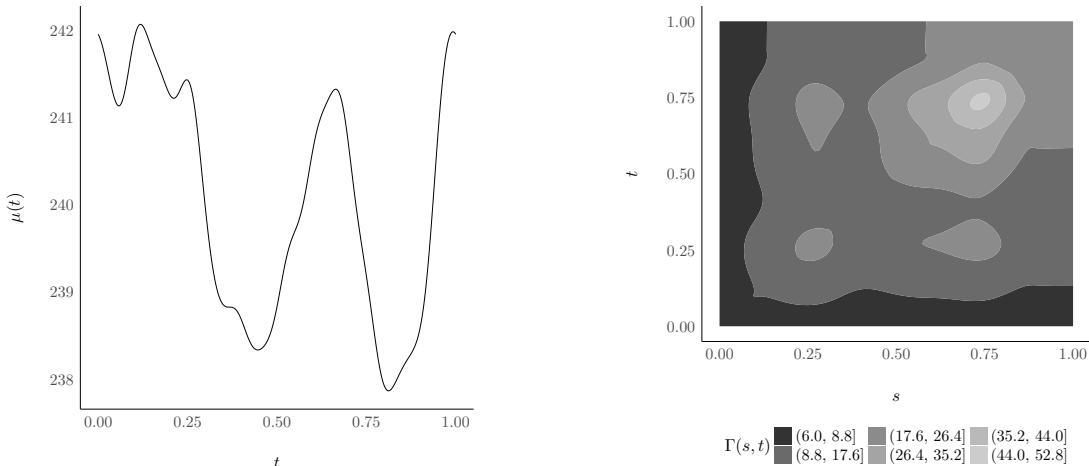
$$\sqrt{\mathcal{W}_N(t; h_N)} \{T_{N1}(t; h_N) + T_{N2}(t; h_N)\} \xrightarrow{d} \mathcal{N}(0, \Sigma(t) + \text{Var}(t)).$$

Let us note that, by our results above, $\Sigma(t) = 0$ if $\mathfrak{m}h_N \rightarrow \infty$. □

4 Additional simulation results

Let us recall that we simulate data sets using the data generating process defined in Section 3.1 in the main text, with a Hurst index function H_t and a time deformation function A_t estimated on the Power Consumption data set, to which we add a mean curve also fitted to the real data set. The estimates \widehat{H}_t and the estimates of the mean and covariance functions are obtained using the same data, i.e. we did not use a *learning sample* for \widehat{H}_t .

We consider eight experiments, each of them replicated 500 times. For each experiment, except specifically specified, we consider $N \in \{50, 100, 200\}$, $\mathbf{m} \in \{20, 30, 40, 50\}$ and that the number of points per curve M_i has a Poisson distribution with mean \mathbf{m} . In *Experiment 1*, we assume that the sampling points are uniformly distributed in \mathcal{T} , the standard deviation of the noise is $\sigma = 0.5$, the regularity of the mean function is $s = \exp(-6)$, the number of Fourier basis functions for the estimation of H_t and L_t is 9, and $\varpi = 2.5$. All the other experiments are designed starting from *Experiment 1* and modifying one parameter at a time. In *Experiment 2* and *Experiment 3*, we consider $\sigma = 0.25$ and $\sigma = 1$, respectively. We set $s = \exp(-3)$ for *Experiment 4* resulting in a smoother mean function μ (see Figure 1a). We used only 7 functions in the Fourier basis in *Experiment 5*, that is a smoother estimation of H_t and L_t and resulting in a smoother covariance surface Γ (see Figure 1b). For *Experiment 6*, the distribution of the sampling points is a mixture of beta distributions $0.5\mathcal{B}(1, 2) + 0.5\mathcal{B}(2, 1)$. For *Experiment 7*, we set $\varpi = 1$. Finally, in *Experiment 8*, we apply our approach to the case of differentiable trajectories that we obtain by integrating the sample paths generated as in *Experiment 1*.



(a) Mean curve $\mu(\cdot)$ for *Experiment 4*.

(b) Covariance surface $\Gamma(\cdot, \cdot)$ for *Experiment 5*.

Figure 1: Description of the modifications for *Experiment 4* and *5*.

The results from *Experiment 1*, with the ISE_0 criterion, are presented in the main text. We present the results from *Experiment 1*, with the $\text{ISE}_{0.05}$ criterion, and the results of the other seven experiments below. The results for the mean function are in Section 4.1, while the results for the covariance function can be found in Section 4.2.

4.1 Mean estimation

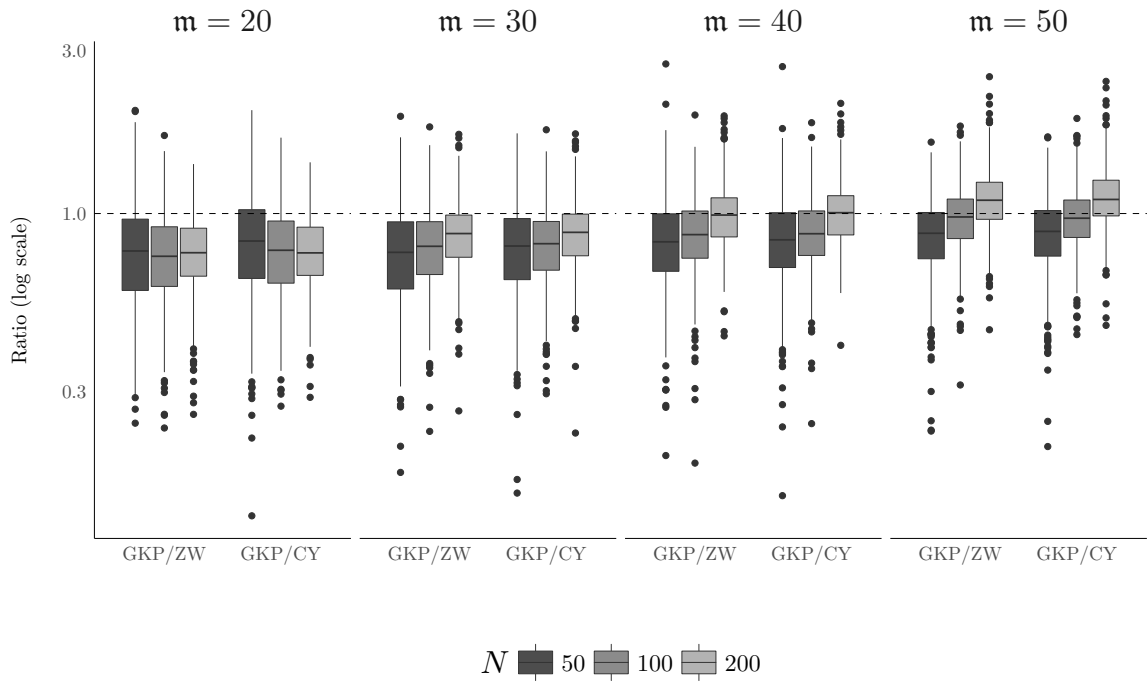


Figure 2: Results for the estimation of μ for *Experiment 1*. The ratios are computed using $\text{ISE}_{0.05}$.

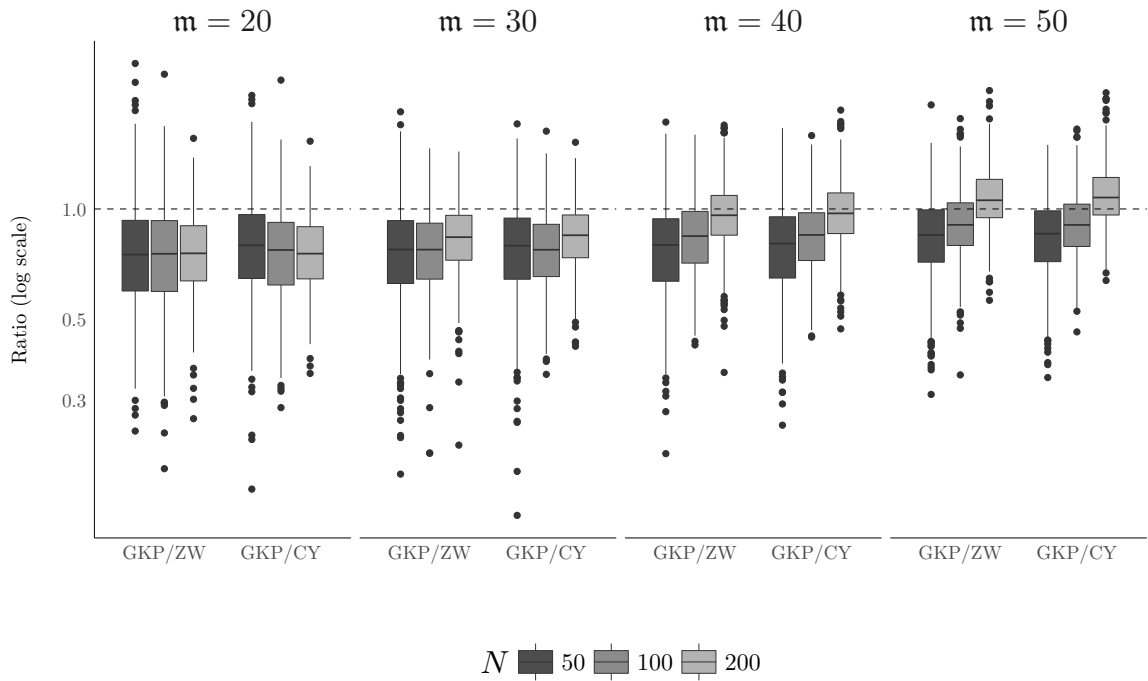


Figure 3: Results for the estimation of μ for *Experiment 2* (noise std $\sigma = 0.25$). The ratios are computed using ISE_0 .

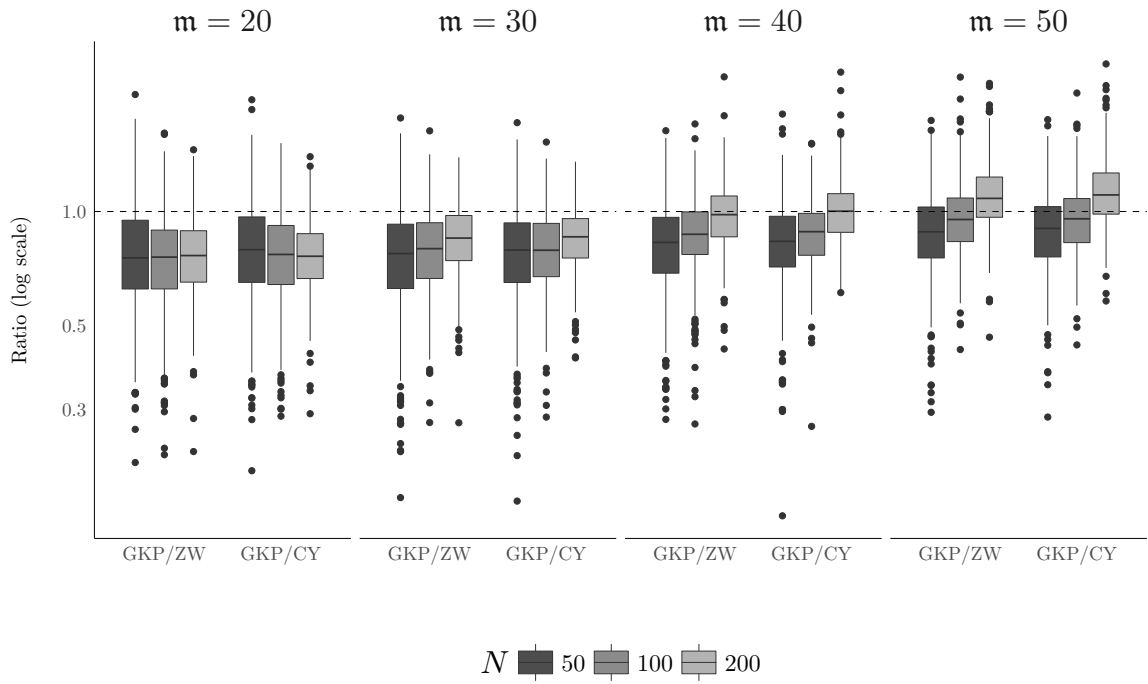


Figure 4: Results for the estimation of μ for *Experiment 3* (noise std $\sigma = 1$). The ratios are computed using ISE_0 .

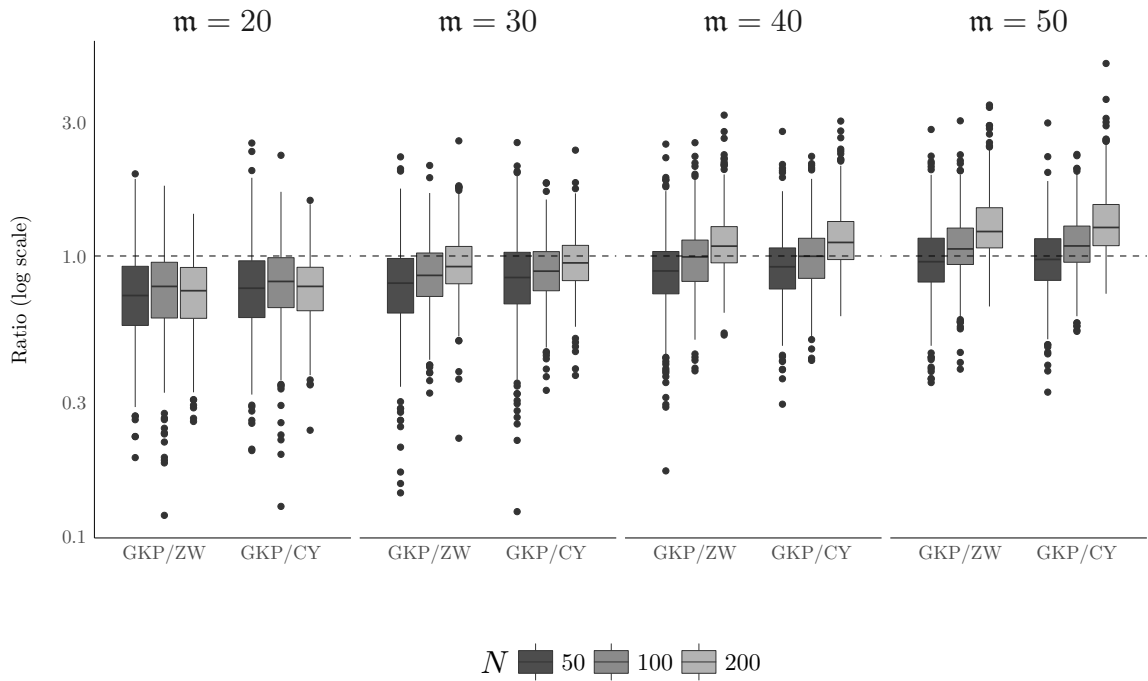


Figure 5: Results for the estimation of μ for *Experiment 4* (smoother true mean curve μ). The ratios are computed using ISE_0 .

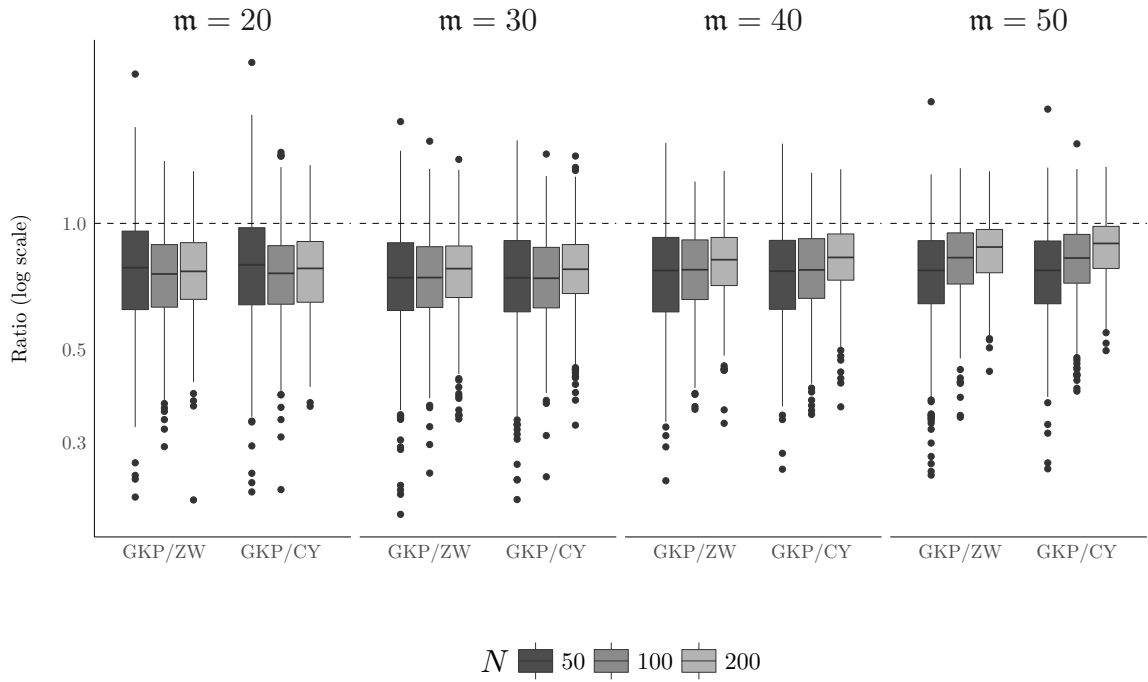


Figure 6: Results for the estimation of μ for *Experiment 5* (smoother maps H and L). The ratios are computed using ISE_0 .

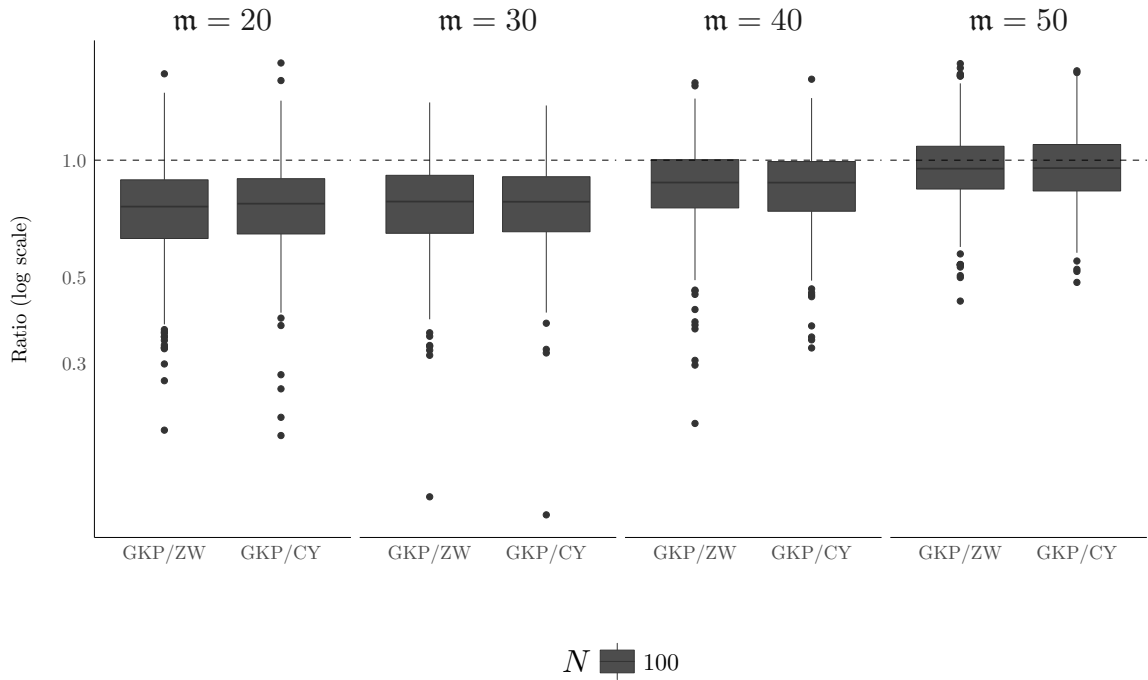


Figure 7: Results for the estimation of μ for *Experiment 6* (the density of $T_m^{(i)}$ is a beta mixture). The ratios are computed using ISE_0 .

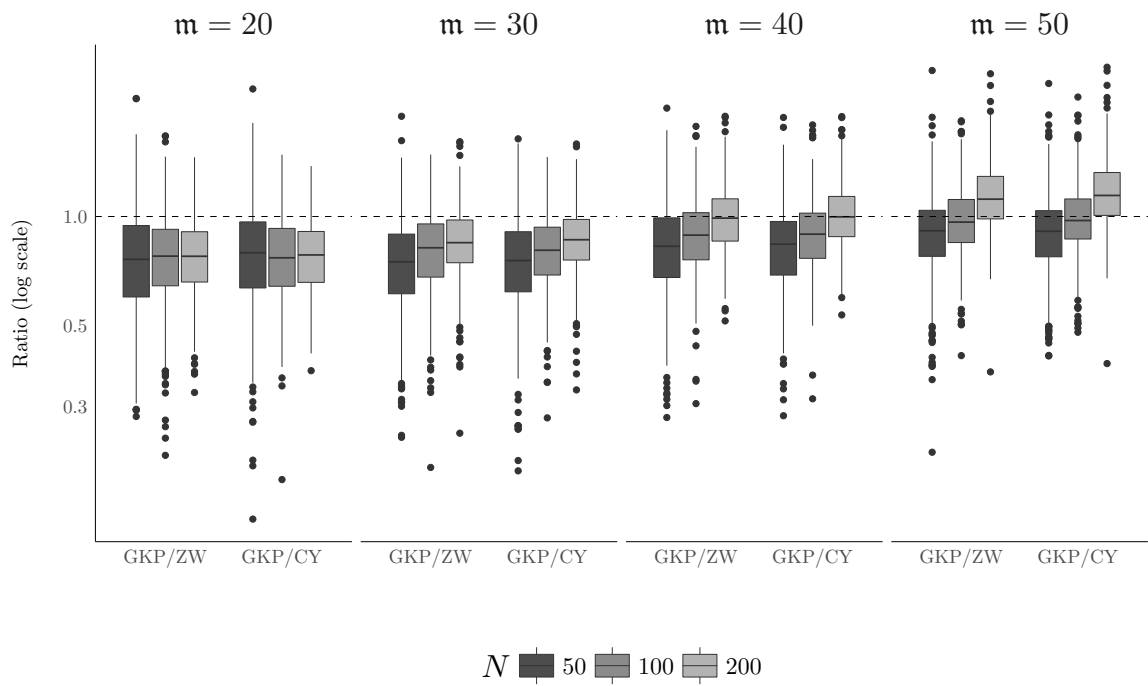


Figure 8: Results for the estimation of μ for *Experiment 7* (std of $X(0)$ is $\varpi = 1$). The ratios are computed using ISE_0 .

4.2 Covariance estimation

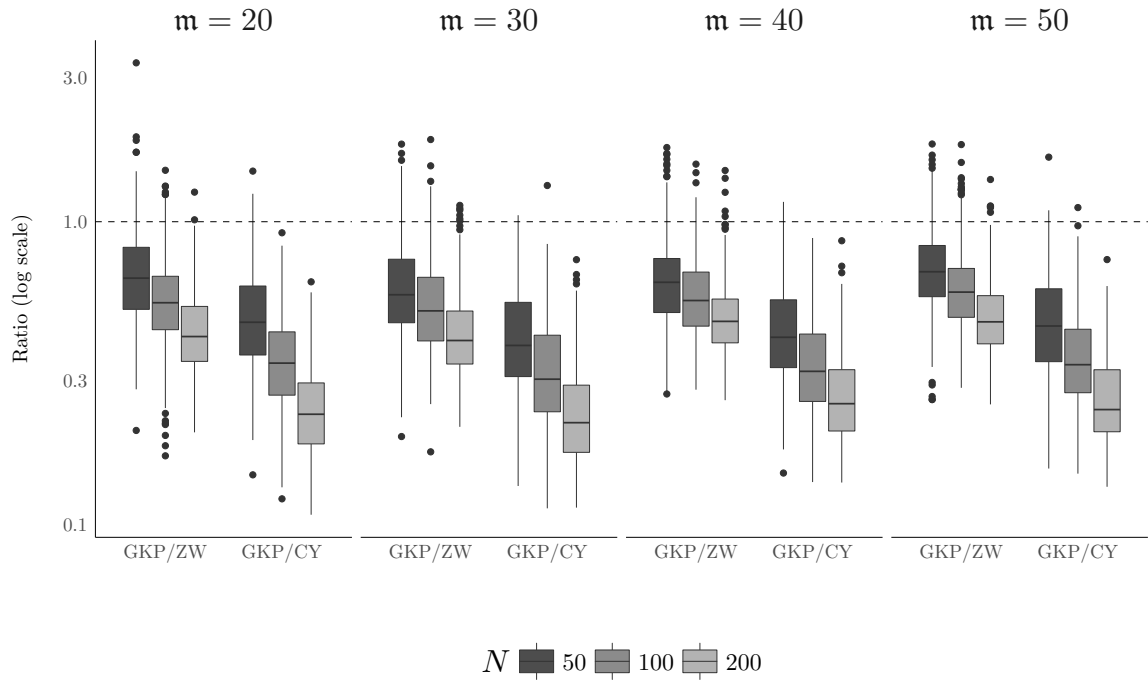


Figure 9: Results for the estimation of Γ for *Experiment 1*. The ratios are computed using $\text{ISE}_{0.05}$.

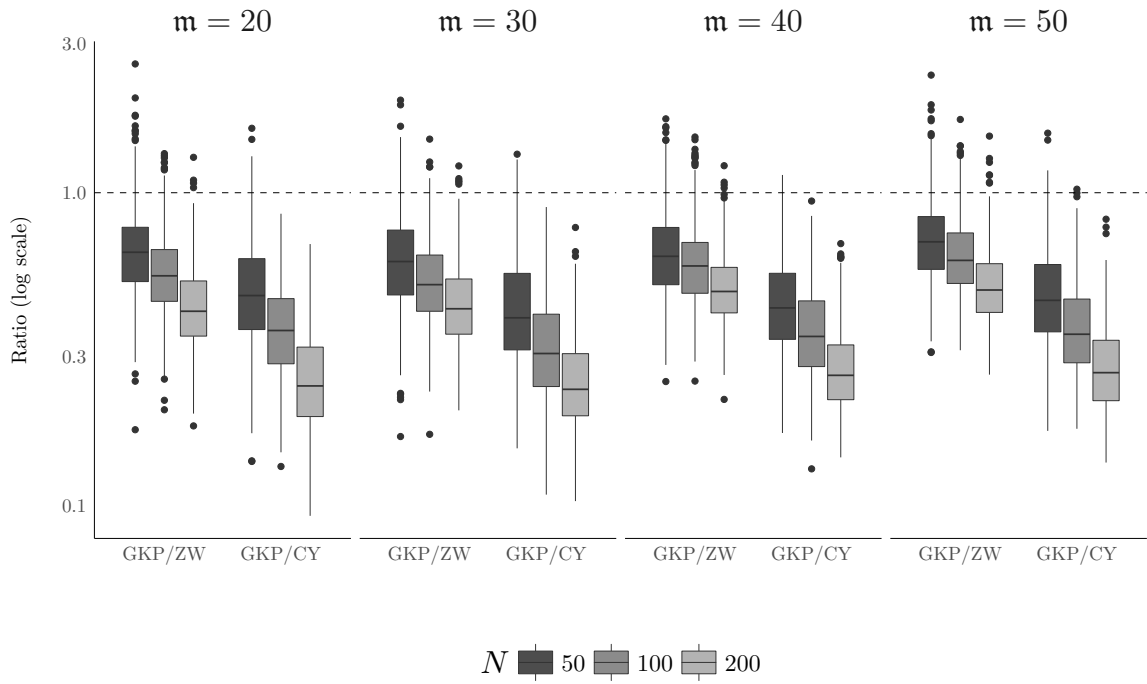


Figure 10: Results for the estimation of Γ for *Experiment 2* (noise std $\sigma = 0.25$). The ratios are computed using ISE_0 .

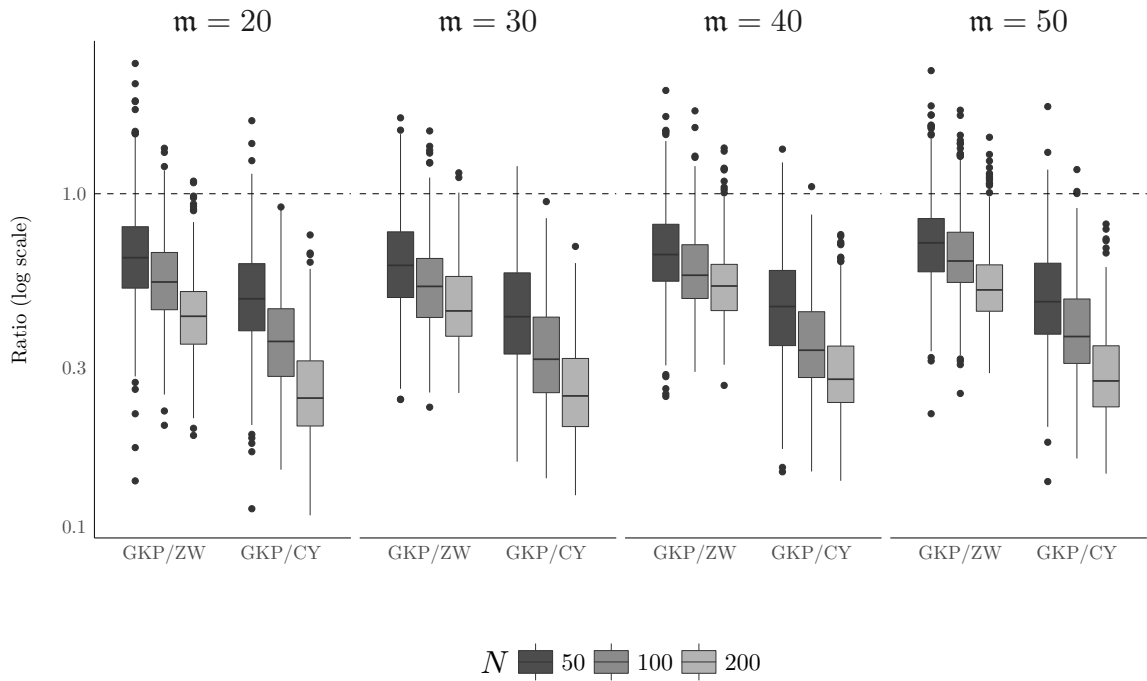


Figure 11: Results for the estimation of Γ for *Experiment 3* (noise std $\sigma = 1$). The ratios are computed using ISE_0 .

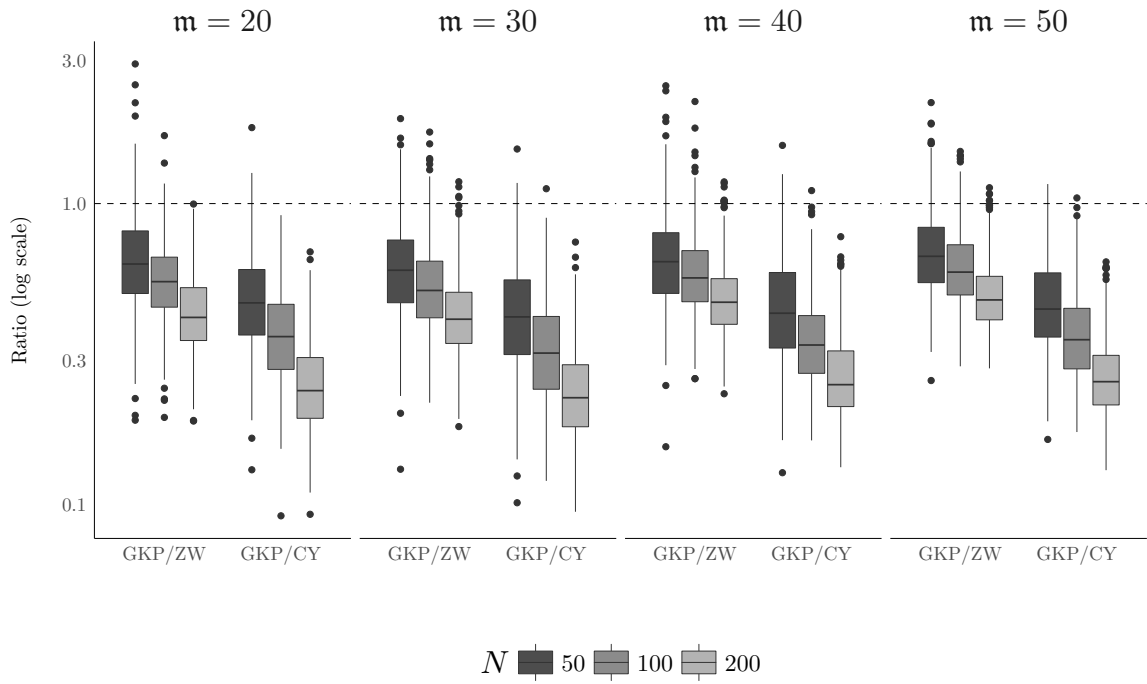


Figure 12: Results for the estimation of Γ for *Experiment 4* (smoother true mean μ). The ratios are computed using ISE_0 .

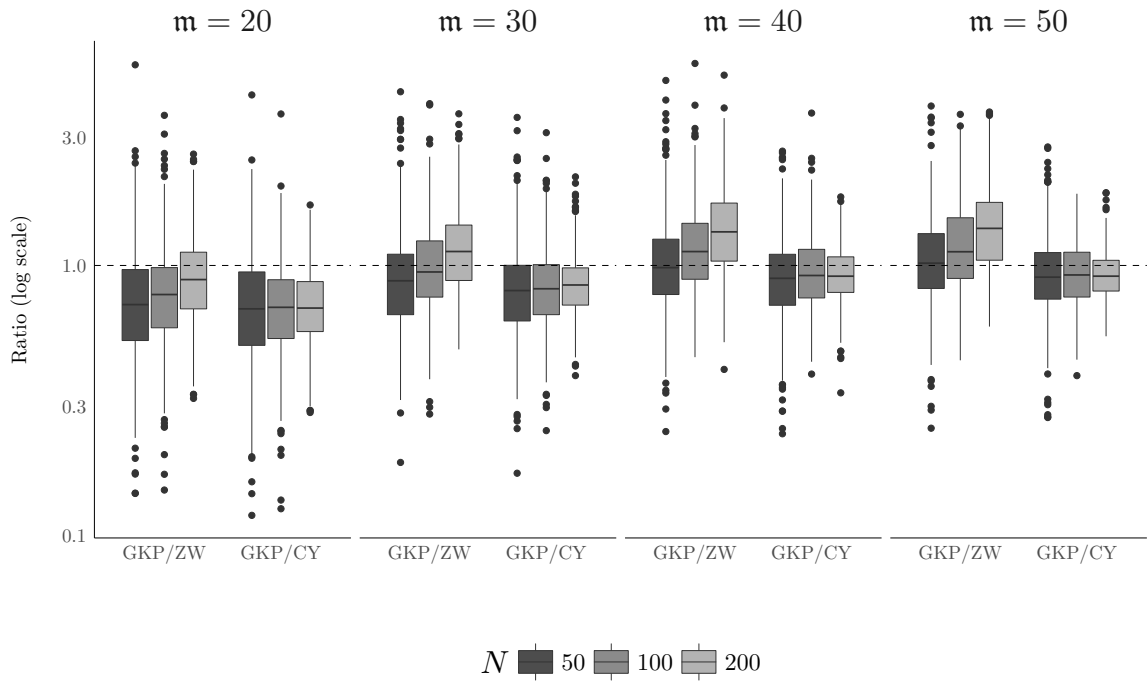


Figure 13: Results for the estimation of Γ for *Experiment 5* (smoother maps H and L). The ratios are computed using ISE_0 .

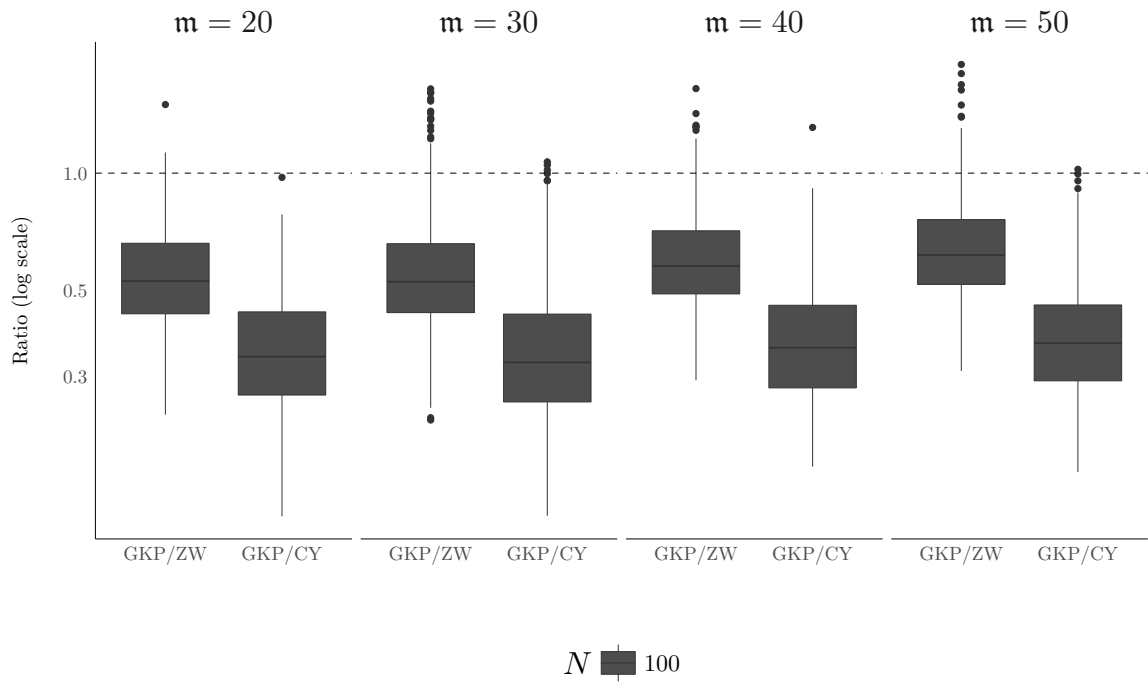


Figure 14: Results for the estimation of Γ for *Experiment 6* (the density of the $T_m^{(i)}$ is a beta mixture). The ratios are computed using ISE_0 .

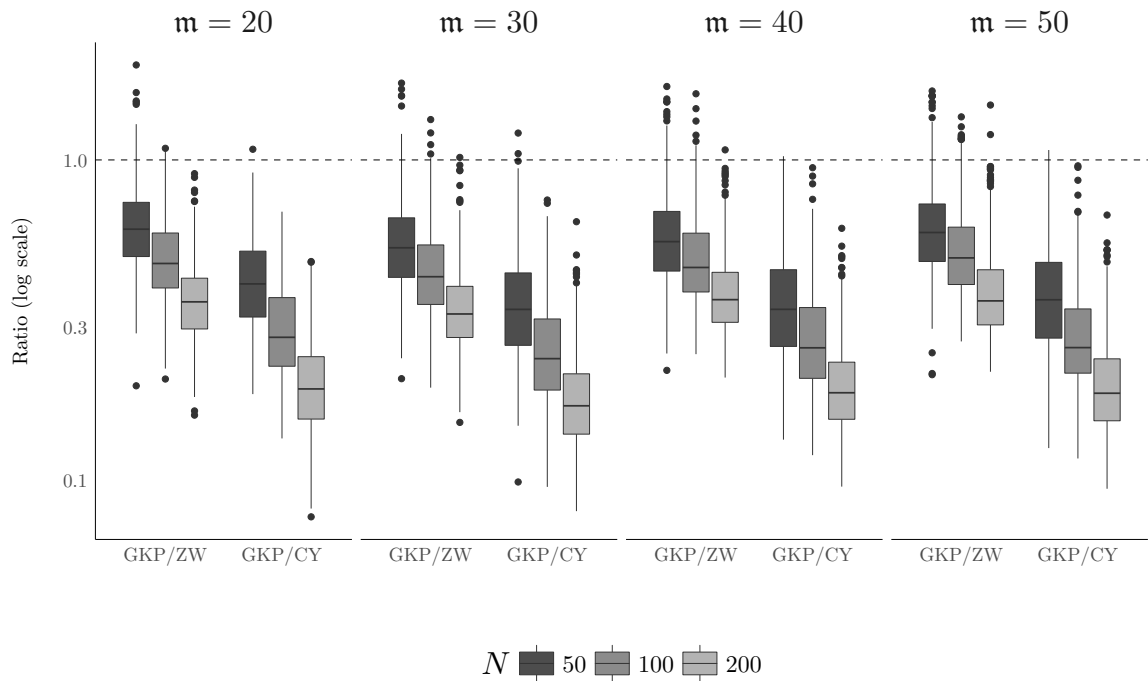


Figure 15: Results for the estimation of Γ for *Experiment 7* (std of $X(0)$ is $\varpi = 1$). The ratios are computed using ISE_0 .

4.3 Case of differentiable curves

Let us note that, for any $d \geq 1$, we can use X as in (12) to define a process which, almost surely, has d -times differentiable sample paths and the derivatives of order d satisfy (H2). Indeed, it suffices to define

$$X(t) = \int_0^t \int_0^{s_1} \cdots \int_0^{s_{d-1}} X(s_d) ds_d \cdots ds_2 ds_1, \quad t \geq 0.$$

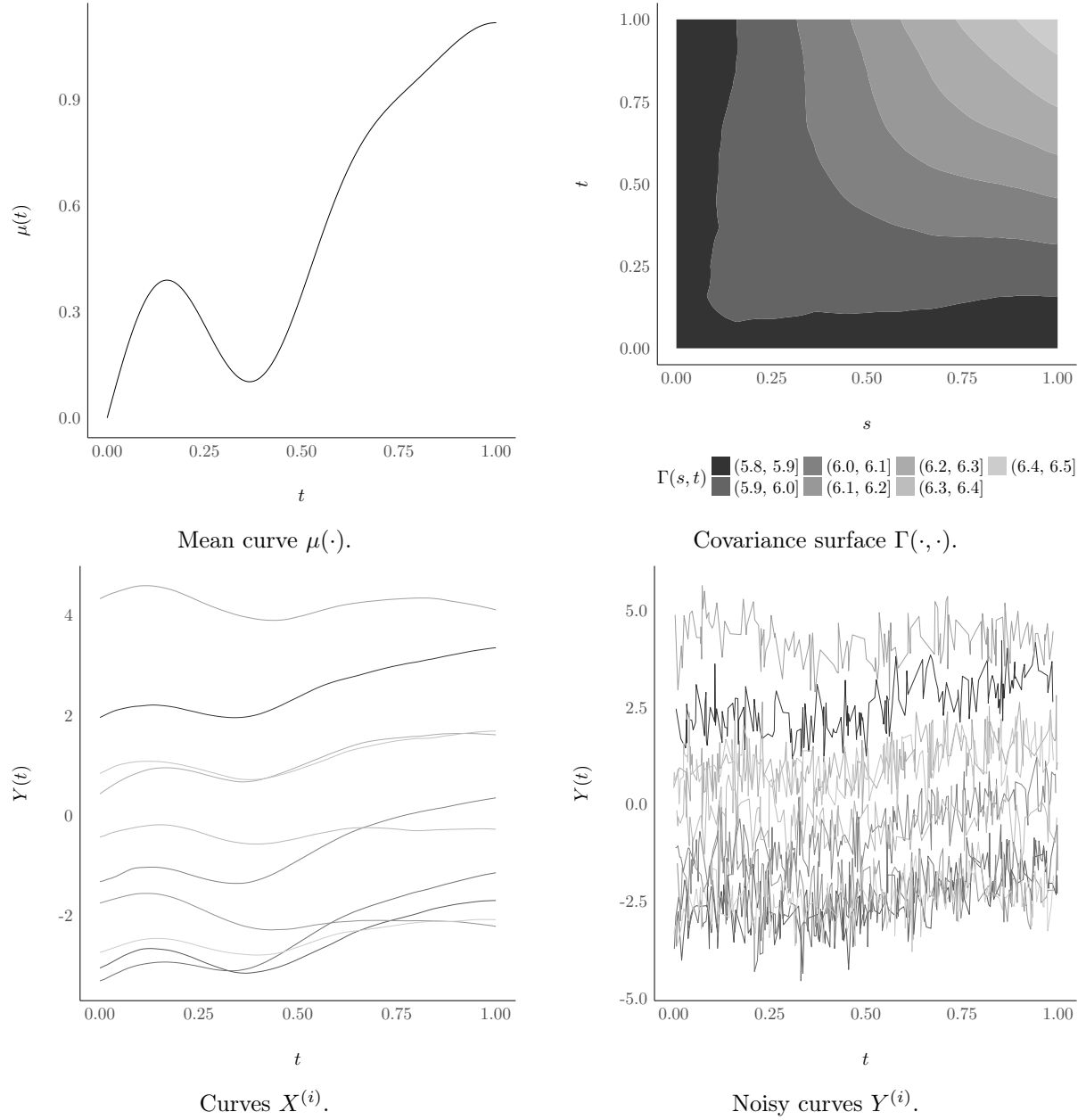


Figure 16: Description of the simulated data set with differentiable curves.

We consider the case of the estimation of the mean function for differentiable curves ($d = 1$), referred to as *Experiment 8*. More precisely, we generate curves as in *Experiment 1* and perform numerical integration such that the regularity of the curves is larger than one, and the Hurst index function H_t is defined on the sample path of the first derivative, for all $t \in [0, 1]$. See also [Golovkine et al. \(2022\)](#) for the formal definition of the local regularity for the case of differentiable sample paths. In this experiment, the mean curve is not learned from the Power Consumption data set but generated as follows:

$$\mu(t) = \sqrt{2} \sum_{k=1}^5 z_k \frac{\sin((k-1/2)\pi t)}{(k-1/2)\pi}, \quad (z_1, \dots, z_5) = (1.37, -0.56, 0.36, 0.63, 0.40).$$

The values z_k are obtained as random draws of a standard Gaussian distribution.

We plot the mean curve $\mu(\cdot)$ in Figure 16a and the covariance matrix $\Gamma(\cdot, \cdot)$ in Figure 16b. A random sample of curves generated according to our simulation setup is plotted in Figure 16c without noise and in Figure 16d with noise.

As we assumed that the curves are differentiable, we first estimate their derivatives using local polynomials of degree 2 with bandwidth $3/m$. The estimation of the Hurst index function \hat{H}_t is then performed on the set of estimated derivative curves. Finally, our bandwidth selection methodology is run with $q_1^2 h^{2(1+\hat{H}_t)}$ as the first term in the definition of $\mathcal{R}_\mu(t; h)$ in (22). The results are plotted in Figure 17, on a logarithmic scale. The ratios are obtained using ISE_0 . Our estimator outperforms the competitors for every pair (N, \mathbf{m}) .

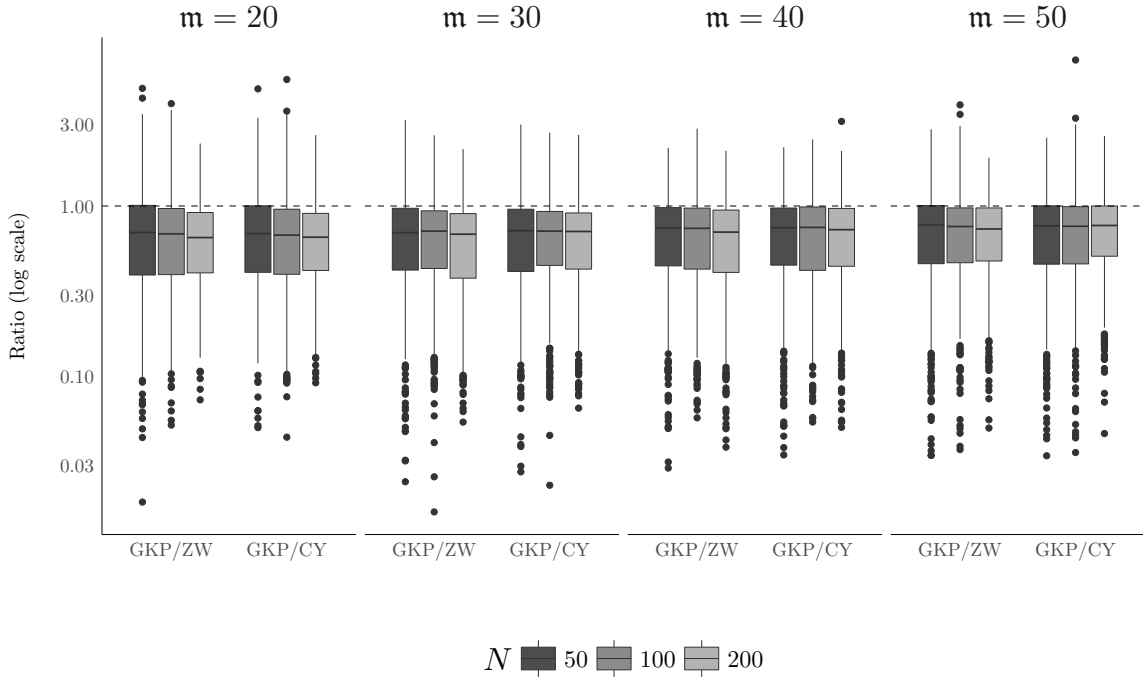


Figure 17: Results for the estimation of μ for *Experiment 8*. The ratios are computed using ISE_0 .

References

- Abramowitz, M. and Stegun, I. A. (1964). *Handbook of Mathematical Functions with Formulas, Graphs, and Mathematical Tables*, volume No. 55 of *National Bureau of Standards Applied Mathematics Series*. U. S. Government Printing Office, Washington, DC.
- Cai, T. T. and Yuan, M. (2011). Optimal estimation of the mean function based on discretely sampled functional data: Phase transition. *Ann. Statist.*, 39(5):2330–2355.
- Chao, M. T. and Strawderman, W. E. (1972). Negative moments of positive random variables. *J. Amer. Statist. Assoc.*, 67(338):429–431.
- Fan, J. and Gijbels, I. (1996). *Local Polynomial Modelling and its Applications*. Monographs on statistics and applied probability. Chapman & Hall, London.
- Golovkine, S., Klutchnikoff, N., and Patilea, V. (2022). Learning the smoothness of noisy curves with application to online curve estimation. *Electron. J. Stat.*, 16(1):1485–1560.