

Theory of Nonlinear Acoustic Forces Acting on Inhomogeneous Fluids

Varun Kumar Rajendran,¹ Sujith Jayakumar,¹ Mohammed Azharudeen,¹ and Karthick Subramani^{1*}

¹ Department of Mechanical Engineering, Indian Institute of Information Technology,
Design and Manufacturing Kancheepuram, Chennai-600127, India.

Recently, the phenomena of streaming suppression and relocation of inhomogeneous miscible fluids under acoustic fields were explained using the hypothesis on mean Eulerian pressure. In this letter, we show that this hypothesis is unsound and any assumption on mean Eulerian pressure is needless. We present a theory of non-linear acoustics for inhomogeneous fluids from the first principles, which explains streaming suppression and acoustic relocation in both miscible and immiscible inhomogeneous fluids inside a microchannel. This theory predicts the relocation of higher impedance fluids to pressure nodes of the standing wave, which agrees with the recent experiments.

The acoustic fields imposed on fluids exhibits several interesting nonlinear acoustic phenomena including acoustic radiation force acting on particle or interface, and acoustic streaming [1]. This subject has long history, beginning with early investigations by Faraday [2], Rayleigh [3], King [4], and Lighthill [5]. Over the last two decades, employing these acoustic forces in microscale flows has become a rapidly growing research field known as ‘‘Acoustofluidics’’. It has far ranging applications in biological [6–10], medical [11, 12] and chemical sciences [13]. Recently, two interesting phenomena were observed when the acoustic fields are imposed on inhomogeneous fluid called acoustic relocation [14] and streaming suppression [15]. Karlsen et al [16] theoretically explained both the above phenomena using acoustic force density which is divergence of time averaged momentum flux tensor, $\mathbf{f}_{ac} = -\nabla \cdot \langle \Pi \rangle = -\nabla \cdot \langle p_2 I + \rho_0 \mathbf{v}_1 \mathbf{v}_1 \rangle$, where $\langle p_2 \rangle$ is time averaged second order mean Eulerian pressure and $\nabla \cdot \langle \rho_0 \mathbf{v}_1 \mathbf{v}_1 \rangle$ is the time averaged Reynolds stress tensor due to first order acoustic fields. The mean Eulerian pressure is assumed as $\langle p_2 \rangle = (1/2)[\kappa_0 \langle |p_1|^2 \rangle - \rho_0 \langle |\mathbf{v}_1|^2 \rangle]$ and this assumption is claimed as the central hypothesis of their theory [17]. Following are our objections to this assumption: First, like any other pressure field, the mean Eulerian pressure has to be derived from Navier - Stokes (N-S) equations. Second, if the assumed p_2 is second order Eulerian pressure then the pressure that results from N-S equations after the substitution of $-\nabla \cdot \langle \Pi \rangle$ lacks clarity. In this letter, we show that the above hypothesis is unsound and unnecessary.

The main goal of this letter is to develop a theory of nonlinear acoustics for inhomogeneous fluids that explains the phenomena of acoustic relocation and streaming suppression. Remarkably, our theory predicts that the acoustic relocation/stabilization of inhomogeneous fluids in a microchannel subjected to standing acoustic waves is possible only if there exist an impedance ($Z = \rho c$) gradient which agrees well with the recent experiments. We demonstrate that the amplitude of first order fields are highly dependent on fluid configuration, thus acoustic energy density (E_{ac}) varies significantly

during the process of relocation. Also, we successfully separate the streaming term and acoustic relocation term from the generalized acoustic body force, which previously claimed not possible [18]. Furthermore, this theory also explains the relocation of immiscible fluids under acoustic fields.

Physics. - The hydrodynamics of inhomogeneous fluids considered in this study is governed by mass-continuity, momentum and advection-diffusion equations, [19]

$$\partial_t \rho + \nabla \cdot (\rho \mathbf{v}) = 0 \quad (1a)$$

$$\rho [\partial_t \mathbf{v} + (\mathbf{v} \cdot \nabla) \mathbf{v}] = -\nabla p + \eta \nabla^2 \mathbf{v} + \beta \eta \nabla (\nabla \cdot \mathbf{v}) + \rho \mathbf{g} \quad (1b)$$

$$\partial_t s + \mathbf{v} \cdot \nabla s = D \nabla^2 s \quad (1c)$$

where ρ is the density, \mathbf{v} is the velocity, p is the pressure, η is the dynamic viscosity of the fluid, ξ is the bulk viscosity, $\beta = (\xi/\eta) + (1/3)$, s is the solute concentration and D is diffusivity. When the fluid is subjected to acoustic waves, following thermodynamic pressure-density relation in terms of material derivative ($d/dt = \partial_t + (\mathbf{v}_1 \cdot \nabla)$) is also required [20],

$$\frac{d\rho}{dt} = \frac{1}{c^2} \frac{dp}{dt} \quad (1d)$$

where $c^2 = (\partial p / \partial \rho)|_S$ and c is adiabatic local speed of sound.

According to perturbation theory, the dependent fields f are decomposed as [21],

$$f = f_0(\mathbf{r}, \tau) + f_1(\mathbf{r}, \tau, t_f) + f_2(\mathbf{r}, \tau) \quad (2)$$

where f_0 is zeroth order (background) fields, f_1 is first order time-harmonic acoustic fields $f_1 = f_a(\mathbf{r}, \tau) e^{-i\omega t_f}$, actuated at an angular frequency ω ($\sim 1 MHz$), and f_2 are second order fields (in general $f_2 \ll f_1$). In microscale flows, since the hydrostatic pressure $\rho g H$ ($\sim 1 Pa$) $\ll p_1$ ($\sim 10^6 Pa$), the variation of pressure and velocity fields due to gravity is accounted in the second order effects. Thus, in a quiescent fluid, we take the zeroth order velocity $\mathbf{v}_0 = 0$, and pressure $p_0 = constant$ ($\nabla p_0 = 0$).

* karthick@iiitdm.ac.in.

The first order acoustic fields vary in fast time scale t_f ($t_f \sim \frac{1}{\omega} \sim 0.1\mu s$), whereas the second order hydrodynamic fields varies in slow time scale τ ($\tau \gg t_f$). Usually in perturbation theory, $f_0(r, \tau)$ is assumed to be constant for homogeneous fluids. Whereas for inhomogeneous fluids, the variation in background fields (ρ_0 and s_0) with space as well as slow time scale has to be accounted due to the gravity stratification and second order acoustic effects. As the first order acoustic fields (f_1) are sensitive to inhomogeneous configuration (ρ_0 and s_0) which varies with slow time scale, the amplitude of these acoustic fields are considered to be function of slow time scale ($f_a(\mathbf{r}, \tau)$) unlike homogeneous fluids, where the amplitude of these fields are only function of space ($f_a(\mathbf{r})$).

The variation of zeroth order fields in fast time scale (t_f) can be neglected. Also, since $D \sim \mathcal{O}(10^{-9})$, the diffusion term is negligible in fast time scale, due to which composition of any given fluid particle remains unchanged as it moves. Consequently, the governing equations up to first-order ($t \sim t_f$) reduce to [20]

$$\partial_t \rho_1 + \nabla \cdot (\rho_0 \mathbf{v}_1) = 0 \quad (3a)$$

$$\rho_0 \partial_t \mathbf{v}_1 = -\nabla p_1 + \eta \nabla^2 \mathbf{v}_1 + \beta \eta \nabla (\nabla \cdot \mathbf{v}_1) \quad (3b)$$

$$\partial_t s_1 + \mathbf{v}_1 \cdot \nabla s_0 = 0 \quad (3c)$$

$$\partial_t \rho_1 + (\mathbf{v}_1 \cdot \nabla) \rho_0 = (1/c^2) [\partial_t p_1] \quad (3d)$$

The first order fields have a harmonic time dependence, thus time average of these fields are zero. Therefore, first order terms in Eqs.(3) cannot cause any bulk fluid motion. However, the Navier-Stokes equation is non linear and the above linearized Eqs.(3) are not exact. Hence, proceeding to solve Eqs.(1) up to second-order ($t \sim \tau$),

$$\langle \partial_t (\rho_0 + \rho_2) \rangle + \nabla \cdot \langle \rho_1 \mathbf{v}_1 \rangle + \nabla \cdot \langle \rho_0 \mathbf{v}_2 \rangle = 0 \quad (4a)$$

$$\langle \rho_1 \partial_t \mathbf{v}_1 \rangle + \rho_0 \langle (\mathbf{v}_1 \cdot \nabla) \mathbf{v}_1 \rangle - \langle (\rho_0 + \rho_2) \mathbf{g} \rangle = -\nabla \langle p_2 \rangle + \eta \nabla^2 \langle \mathbf{v}_2 \rangle + \beta \eta \nabla (\nabla \cdot \langle \mathbf{v}_2 \rangle) - \langle \rho_0 \partial_t \mathbf{v}_2 \rangle \quad (4b)$$

$$\langle \partial_t (s_0 + s_2) \rangle + \langle \mathbf{v}_2 \cdot \nabla s_0 \rangle + \langle \mathbf{v}_1 \cdot \nabla s_1 \rangle = D \nabla^2 \langle (s_0 + s_2) \rangle \quad (4c)$$

$$\langle \partial_t (\rho_0 + \rho_2) \rangle + \langle (\mathbf{v}_1 \cdot \nabla) \rho_1 \rangle + \langle (\mathbf{v}_2 \cdot \nabla) \rho_0 \rangle = (1/c^2) [\langle \partial_t p_2 \rangle + \langle (\mathbf{v}_1 \cdot \nabla) p_1 \rangle] \quad (4d)$$

where $\langle \dots \rangle$ denotes time average over one oscillation period. Since the time average of product of two first order fields is nonzero, they act as a source term for second order fields (slow hydrodynamic time scale). The first two terms on the left side of Eq.(4b) together comprise the divergence of Reynolds stress tensor, $\nabla \cdot \langle \rho_0 \mathbf{v}_1 \mathbf{v}_1 \rangle$.

In microscale flows, variation of second order fields with respect to slow time scale is negligible [1, 21]. From

Eqs.(3), $\rho_1 \ll \rho_0$ and $s_1 \ll s_0$, thus $\rho_2 \ll \rho_0$ and $s_2 \ll s_0$. We can also neglect $\langle \mathbf{v}_1 \cdot \nabla s_1 \rangle, \langle \rho_1 \nabla \cdot \mathbf{v}_1 \rangle$ since the first order fields in both these terms are out of phase. Using the above arguments, combining Eqs.(4a and 4d),

$$\langle \rho_0 \nabla \cdot \mathbf{v}_2 \rangle = (1/c^2) \langle \mathbf{v}_1 \cdot \nabla p_1 \rangle \quad (5)$$

Substituting the above relation in Eq.(4b) and analysing the order of magnitude, $\mathcal{O}(\beta \eta \nabla \frac{1}{\rho_0 c_0^2} \langle \mathbf{v}_1 \cdot \nabla p_1 \rangle) \ll \mathcal{O}(\nabla \cdot \langle \rho_0 \mathbf{v}_1 \mathbf{v}_1 \rangle)$. As this term, $(1/c^2) \langle \mathbf{v}_1 \cdot \nabla p_1 \rangle$ does not contribute in momentum equation, it can be neglected. Hence, Eq.(5) becomes divergence free and second-order flow is incompressible i.e., $\nabla \cdot \langle \mathbf{v}_2 \rangle = 0$ (Nyborg's approximation-[22, 23]). Accounting all the above arguments, the governing equations reduce to

$$\nabla \cdot \langle \mathbf{v}_2 \rangle = 0 \quad (6a)$$

$$-\nabla \cdot \langle \rho_0 \mathbf{v}_1 \mathbf{v}_1 \rangle + \langle \rho_0 \mathbf{g} \rangle - \nabla \langle p_2 \rangle + \eta \nabla^2 \langle \mathbf{v}_2 \rangle = 0 \quad (6b)$$

$$\langle \partial_t s_0 \rangle + \langle \mathbf{v}_2 \cdot \nabla s_0 \rangle = D \nabla^2 \langle s_0 \rangle \quad (6c)$$

The above Eqs.(6) govern the dynamics of inhomogeneous fluids in microscale acoustofluidics and can also be derived by another approach, see Supplemental Material . From Eq.(6b), it is evident that the second-order slow hydrodynamic flows are created due to the divergence of Reynolds stress tensor consisting of product of first order fast acoustic fields. Thus, we introduce the body force due to acoustic fields as

$$\mathbf{f}_{ac} = -\nabla \cdot \langle \rho_0 \mathbf{v}_1 \mathbf{v}_1 \rangle \quad (7)$$

It is well-known that the above force is responsible for boundary-driven Rayleigh streaming and bulk-driven Eckart streaming in homogeneous fluids. In this letter, we proceed to show the same force is also responsible for recently observed streaming suppression and acoustic relocation of miscible as well as immiscible inhomogeneous fluids. A microchannel of width $w = 380 \mu m$ and height $h = 160 \mu m$ containing an inhomogeneous miscible solution is chosen for study Fig.(1). An acoustic standing half-wave along the width is imposed in the microchannel by actuating both the side walls at a specific frequency ' f ' and wall displacement ' d ' in x-direction. The first order fields due to this standing wave are obtained by solving the Eqs.(3) in frequency domain, see Supplemental Material . These first order fields are then used to obtain the acoustic body force Eq.(7) to solve the time averaged second order fields Eqs.(6). At each time step, the first order fields are solved for the updated inhomogeneous fluid configuration (ρ_0, c_0, μ_0) from the previous time step. Hence, both the first order and second order equations are bidirectionally coupled and solved numerically at all slow time-steps in COMSOL Multiphysics 5.6.

Results. - From Fig.(2), acoustic body force \mathbf{f}_{ac} tends to relocate high impedance fluid to node and

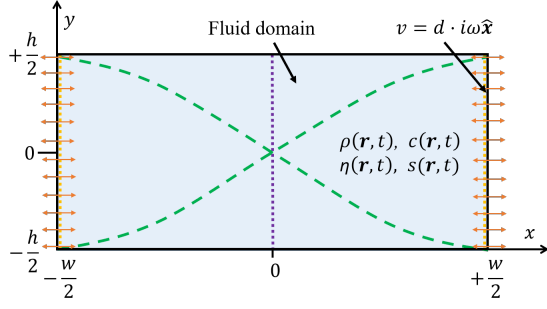


Figure 1. Sketch of acoustofluidic microchannel with an imposed half-wave acoustic pressure resonance, containing fluids whose density, speed of sound, dynamic viscosity and solute concentration are functions of space and time.

low impedance to anti-nodes called stable configuration (whereas, any other configuration with impedance gradient is considered unstable). Once stable configuration is reached, due to existing impedance gradient, this \mathbf{f}_{ac} inhibits any fluid motion due to gravity and suppresses acoustic streaming, that tries to disturb the stable configuration as seen in Figs.(2 & 3). As time progresses, due to diffusion, the fluid profile becomes homogeneous, where the same \mathbf{f}_{ac} induces boundary-driven Rayleigh streaming. From these results, it is evident that the acoustic body force \mathbf{f}_{ac} is responsible for acoustic relocation and streaming suppression in inhomogeneous fluids as well as acoustic streaming in homogeneous fluids. Remarkably, in the process of acoustic relocation and diffusion as shown in Figs.(2a and 3a), the amplitude of the first order fields (p_a and v_a) vary significantly (refer Supplemental Material) as the background ρ_0 and c_0 fields change in slow time-scale. Hence, it is now apparent that assumption of acoustic force density E_{ac} to be constant is incorrect. Surprisingly, it is observed that for the case of constant impedance Fig.(4), relocation does not occur irrespective of ρ_0 and c_0 configurations, thus any constant impedance configuration is called neutral configuration. This demonstrates that impedance gradient is the requisite and governing factor for acoustic relocation. Along with this, it is also observed from the simulations that, the sufficient conditions for acoustic relocation include - fluid interface should not be at node (Supplemental Material) and the fluid configuration must be unstable.

In order to explain the above results mathematically we analyse the acoustic body force, $\mathbf{f}_{ac} = -\nabla \cdot \langle \rho_0 \mathbf{v}_1 \mathbf{v}_1 \rangle$ in detail

$$\mathbf{f}_{ac} = -\nabla \cdot \langle \rho_0 \mathbf{v}_1 \mathbf{v}_1 \rangle = -\rho_0 \langle \mathbf{v}_1 \cdot \nabla \mathbf{v}_1 \rangle - \langle \rho_1 \partial_t \mathbf{v}_1 \rangle \quad (8)$$

Using the following identity, $\mathbf{A} \cdot \nabla \mathbf{A} = \nabla(\mathbf{A}^2/2) - \mathbf{A} \times (\nabla \times \mathbf{A})$ and substituting first-order fields from Eqs.(3). Eq.(8) becomes

$$\begin{aligned} &= -\frac{1}{2\rho_0} \nabla \langle |\rho_0 \mathbf{v}_1|^2 \rangle + \langle \mathbf{v}_1 \times \nabla \times (\rho_0 \mathbf{v}_1) \rangle + \frac{1}{2} \kappa_0 \nabla \langle |p_1|^2 \rangle \\ &\quad - \langle (\kappa_0 p_1) (\eta \nabla^2 \mathbf{v}_1 - \beta \eta \nabla (\nabla \cdot \mathbf{v}_1)) \rangle \quad (9) \end{aligned}$$

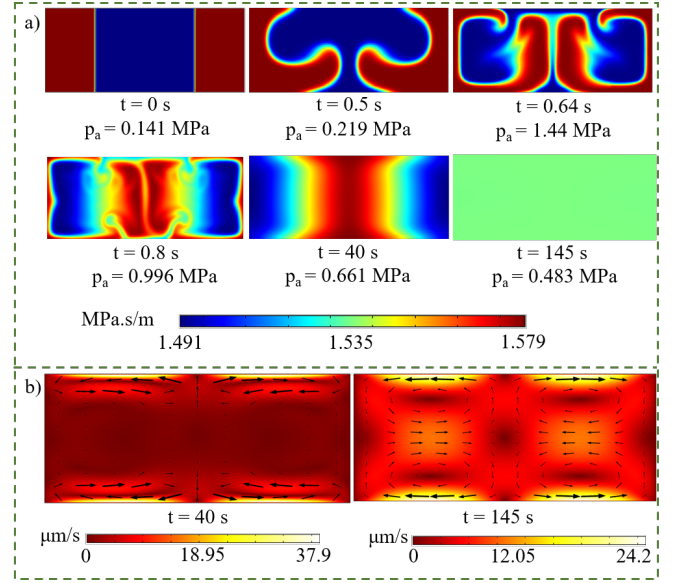


Figure 2. (a) Relocation of unstable configuration to stable configuration with $d = 0.261$ nm and $f_0 = 1.96$ MHz. Initially ($t=0$ s), low impedance DI Water (blue) at the center and high impedance 10% Ficoll PM70 (red) at the sides. (b) second order velocity \mathbf{v}_2 . Fluid properties are taken from [24]

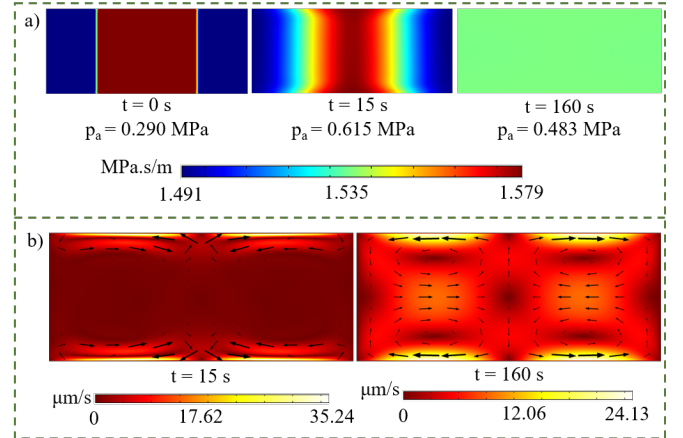


Figure 3. (a) Stable configuration with no relocation, low impedance DI Water (blue) at the sides and high impedance 10% Ficoll PM70 (red) at the center (b) Second order velocity \mathbf{v}_2 . Here, $d = 0.261$ nm and $f_0 = 1.96$ MHz. Relocation force (\mathbf{f}_{rl}) stabilizes this configuration against gravity stratification.

For detailed derivation refer Supplemental Material. From the scaling analysis, last term in Eq.(9) can be neglected, thus reducing to

$$\begin{aligned} &= \frac{1}{2} \nabla (\kappa_0 \langle |p_1|^2 \rangle - \rho_0 \langle |\mathbf{v}_1|^2 \rangle) + \{ \langle \mathbf{v}_1 \times \nabla \times (\rho_0 \mathbf{v}_1) \rangle \} \\ &\quad - \frac{1}{2} [\langle |p_1|^2 \rangle \nabla \kappa_0 + \langle |\mathbf{v}_1|^2 \rangle \nabla \rho_0] \quad (10) \end{aligned}$$

In the above equation Eq.(10), the first term consists

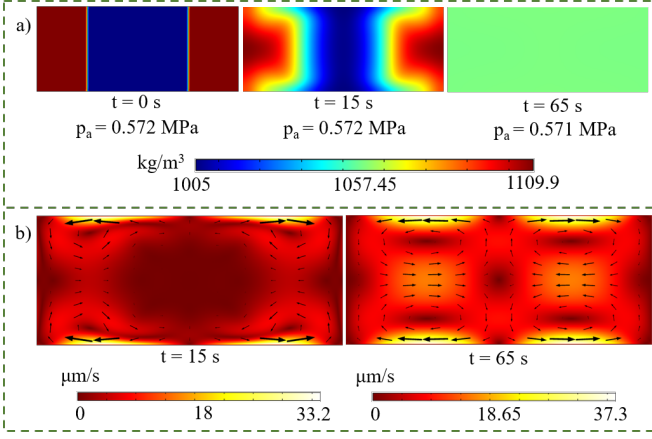


Figure 4. For constant impedance fluids any configuration of ρ_0 and c_0 is neutral configuration (a) No relocation due to zero relocation force ($\mathbf{f}_{rl} = 0$). To clearly show the absence of relocation force in constant impedance case, gravity is neglected. The presence of gravity would stratify the fluids. (b) Second order velocity \mathbf{v}_2 . Here, $d = 2$ nm and $f_0 = 1.96$ MHz.

of purely gradient term (conservative) and curl of that term is zero, thus does not cause relocation or streaming but only contributes to second order pressure. The third term within the square bracket is responsible for relocation, since the curl of this term in general is non-zero. From Eq.(3b), the first order fields in the inviscid region satisfies the following relation, $\nabla \times (\rho_0 \mathbf{v}_1) = 0$. Thus the term within the curly brackets is only significant inside the boundary layer ($\delta \sim 1\mu\text{m}$) of first order fields, which is responsible for boundary-driven streaming in inhomogeneous fluids. The competition between the relocation force (third term) and streaming force (second term) accounts for streaming suppression as seen in Figs.(2 and 3). In Eq.(10), we have analytically separated relocation and streaming causing terms from the general body force term, \mathbf{f}_{ac} , which was previously claimed not possible [18]. For homogeneous fluids Eq.(10) reduces to [1, 25]

$$\mathbf{f}_{ac} = -\nabla \cdot \langle \rho_0 \mathbf{v}_1 \mathbf{v}_1 \rangle = \frac{1}{2} (\kappa_0 \nabla \langle |p_1|^2 \rangle - \rho_0 \nabla \langle |\mathbf{v}_1|^2 \rangle) + \{ \rho_0 \langle \mathbf{v}_1 \times (\nabla \times \mathbf{v}_1) \rangle \} \quad (11)$$

where the first term is homogeneous second order mean Eulerian pressure and the second term is responsible for acoustic streaming.

To understand the second order pressure and relocation phenomenon in inhomogeneous fluids clearly, we study the acoustic body force outside the boundary layer of first order fields (neglecting streaming term). Thus, Eq.(10) after time averaging reduces to

$$\mathbf{f}_{ac} = -\nabla \cdot \langle \rho_0 \mathbf{v}_1 \mathbf{v}_1 \rangle = \frac{1}{4} \nabla (\kappa_0 \langle |p_1|^2 \rangle - \rho_0 \langle |\mathbf{v}_1|^2 \rangle) \left[-\frac{1}{4} \langle |p_1|^2 \rangle \nabla \kappa_0 - \frac{1}{4} \langle |\mathbf{v}_1|^2 \rangle \nabla \rho_0 \right] = \mathbf{f}_1 + [\mathbf{f}_2] \quad (12)$$

Considering the case of stable configuration Fig.(3), second order velocity will be zero as relocation does not take place due to which Eq.(6b) will reduce to $-\nabla \cdot \langle \rho_0 \mathbf{v}_1 \mathbf{v}_1 \rangle = \nabla \langle p_2 \rangle$. Now, it is evident that in inviscid case, both the terms in Eq.(12) contribute to the mean Eulerian pressure $\langle p_2 \rangle$. Whereas, in [16–18], it is hypothesised that only first term in Eq.(12) contributes to mean Eulerian pressure, $\langle p_2 \rangle = \frac{1}{2} \kappa_0 \langle |p_1|^2 \rangle - \frac{1}{2} \rho_0 \langle |\mathbf{v}_1|^2 \rangle$. Thus our work clearly demonstrates, the assumption on p_2 is needless and can be derived from the governing equations.

In case of constant impedance ($Z_0 = \rho_0 c_0 = \text{constant}$) inhomogeneous fluids, subjected to acoustic standing half wave ($\lambda \approx 2w$), using the relations $p_1 = p_a \sin(kx)$ and $\mathbf{v}_1 = \frac{p_a}{i\rho_0 c} \cos(kx)$ where $k = 2\pi/\lambda$ is wave number. The relocation force term \mathbf{f}_2 reduces to

$$\mathbf{f}_2|_{z=c} = -\frac{1}{4} |p_1|^2 \nabla \kappa_0 - \frac{1}{4} |\mathbf{v}_1|^2 \nabla \rho_0 = -\nabla \left(\frac{p_a^2 \rho_0}{4Z^2} \right) \quad (13)$$

Since \mathbf{f}_2 reduces to a purely gradient term in case of constant impedance inhomogeneous fluids, it does not induce relocation or motion but only contributes towards second order pressure. Thus, we prove that impedance gradient is the necessary condition for acoustic relocation, which agrees with experimental results [14, 26].

For the case of variable impedance, the relocation term \mathbf{f}_2 in Eq.(12) is written as

$$\mathbf{f}_2 = \frac{p_a^2 \sin^2 kx}{4} \left(\frac{\nabla \rho_0}{\rho_0^2 c_0^2} \right) + \frac{p_a^2 \sin^2 kx}{2} \left(\frac{\nabla c_0}{\rho_0 c_0^3} \right) - \frac{p_a^2 \cos^2 kx}{4} \left(\frac{\nabla \rho_0}{\rho_0^2 c_0^2} \right) \quad (14)$$

$$\mathbf{f}_2 = -\frac{p_a^2 \cos(2kx)}{4\rho_0^2 c_0^3} \nabla Z_0 + \frac{p_a^2}{4\rho_0 c_0^3} \nabla c_0 \quad (15)$$

Analogous to Boussinesq approximation, $\frac{\nabla Z_0}{\rho_0^2 c_0^3} \approx \frac{\nabla Z_0}{\rho_{avg}^3 c_{avg}^3}, \frac{\nabla c_0}{\rho_0 c_0^3} \approx \frac{\nabla c_0}{\rho_{avg} c_{avg}^3}$ and substituting Eq.(15) in Eq.(12), separating gradient and non-gradient terms,

$$\mathbf{f}_{ac} = -\nabla \cdot \langle \rho_0 \mathbf{v}_1 \mathbf{v}_1 \rangle = -E_{ac} \cos(2kx) \nabla \hat{Z}_0 - \nabla \left(\frac{1}{4} \rho_0 \langle |\mathbf{v}_1|^2 \rangle - \frac{1}{4} \kappa_0 \langle |p_1|^2 \rangle - E_{ac} \hat{c}_0 \right) \quad (16)$$

where $E_{ac} = p_a^2 / (4\rho_{avg} c_{avg}^2)$, $\hat{c}_0 = c_0 / c_{avg}$, $\hat{\rho}_0 = \rho_0 / \rho_{avg}$, and $\hat{Z}_0 = \hat{\rho}_0 \hat{c}_0$.

It is clear that only first term in Eq.(16) is responsible for acoustic relocation in inhomogeneous fluids, whereas second term resembles conservative or purely gradient term, thus induces only pressure. Thus, in addition to impedance gradient being the necessary factor for relocation, now we write relocation force in terms of impedance gradient as follows

$$\mathbf{f}_{rl} = -E_{ac} \cos(2kx) \nabla \hat{Z}_0 \quad (17)$$

The above force term which is a part of generalised force equation Eq.(7), is responsible for relocation of unstable configuration in Fig.(2) and maintaining the stable configuration by inhibiting acoustic streaming as well as gravity stratification in Fig.(3). Whereas, for constant impedance fluids (Fig.(4)), irrespective of any fluid configuration, relocation force is always absent ($\mathbf{f}_{rl} = 0$).

In several previous studies [24, 27, 28], including ours [29, 30], Eq.(15) has been used to study relocation without realising that it contains implicit gradient or conservative terms which does not contribute to relocation. This leads to incorrect scaling analysis and thus it is necessary to ignore this gradient term in such circumstances. Furthermore, Eq.(17) captures all the aspects of relocation and does not cause scaling issues like Eq.(15). It must be noted that Eq.(17) is valid only outside the boundary layer of first order fields, whereas inside the boundary layer, it cannot be reduced from \mathbf{f}_2 of Eq.(12). This is because $p_1 = p_a \sin(kx)$ remains same inside and outside the boundary layer ($\delta \sim 1\mu m$), but $v_1 \neq \frac{p_a}{i\rho_0 c} \cos(kx)$ and $\partial_y v_1$ is significant inside the boundary layer due to no slip condition. Thus, in case of constant impedance fluids, relocation force is absent in the bulk but non-zero within the boundary layer, which is responsible for the disturbance of homogeneous streaming as in Fig.(4).

Immiscible fluids.- The phenomenon of acoustic relocation of immiscible fluids due to standing acoustic wave is also governed by Eq.(7). This theory predicts that for the relocation of immiscible fluids to occur, the applied acoustic energy density E_{ac} must be greater than the threshold E_{cr} in order to overcome the interfacial tension force. The above prediction is in agreement with the experimental studies by Hemachandran et al. [26]. However, in their study relocation is achieved irrespective of the interface location with respect to node. Also, the frequency employed is much different than the resonant frequency ($f = c_{avg}/2w$) that corresponds to the standing half-wave actuated only along the width of microchannel as shown in Fig.(1). On contrary to their study, when we actuated only side walls, relocation seemed to be highly dependent on the position of the interface and was absent when the interface and node coincide. Whereas, when all the walls were actuated in direction to their surface normal, we achieved relocation, independent of the interface location, (Fig.(5)) that is in agreement with their experiments [26]. It is evident that relocation can be achieved through two modes; one is due to 1D standing wave resulting from the actuation of

side walls at 1D resonant frequency ($f = c_{avg}/2w$) while the other is due to 2D standing wave resulting due to actuation of all walls at 2D resonant frequency (between $f = c_{avg}/2w$ and $f = c_{avg}/2h$). Since the relocation in [26] is due to 2D standing wave, the frequency required ($\sim 2.1 - 2.4 MHz$) for relocation (for silicone-mineral oil) is different from 1D resonant frequency ($1.66 MHz$).

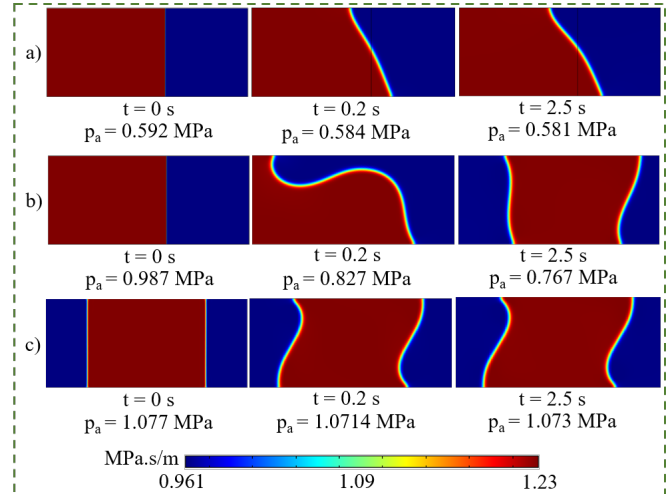


Figure 5. Relocation of immiscible fluids consisting high impedance mineral oil (red) and low impedance silicone oil (blue) with a surface tension of $1 mN/m$ actuated at a frequency of $2.1 MHz$ for unstable configurations a) No relocation for $E_{ac} < E_{cr}$, b) Relocation for $E_{ac} > E_{cr}$ and c) stable configuration - No relocation for any E_{ac}

Conclusion - We have put forward a theory of non-linear acoustics that governs the acoustic phenomena of relocation and streaming suppression in inhomogeneous miscible and immiscible fluids (including streaming in homogeneous fluids). This theory also confirms the fact that divergence of time-averaged Reynolds tensor $-\nabla \cdot \langle \rho_0 \mathbf{v}_1 \mathbf{v}_1 \rangle$ is alone responsible for all the above processes. We showed that first order fields p_1, \mathbf{v}_1 and energy density E_{ac} vary significantly during process of acoustic relocation and diffusion. Importantly, we have proved that impedance gradient is the necessary condition for relocation. The other conditions for acoustic relocation in 1D and 2D mode will be addressed in detail using stability analysis for both miscible and immiscible fluids in upcoming paper. The fundamental understanding from this study can give new insights for particle (cells/drops/beads) and inhomogeneous fluid handling in microchannel under acoustic fields.

- [1] J. Friend and L. Y. Yeo, Microscale acoustofluidics: Microfluidics driven via acoustics and ultrasonics, *Rev. Mod. Phys.* **83**, 647 (2011).
 [2] F. Michael, XVII. On a peculiar class of acoustical fig-

ures; and on certain forms assumed by groups of particles upon vibrating elastic surfaces, *Philos. Trans. R. Soc. Lond.* **121**, 299 (1831).

- [3] S. J. William, I. On the circulation of air observed in

- Kundt's tubes, and on some allied acoustical problems, *Philos. Trans. R. Soc. Lond.* **175**, 1 (1884).
- [4] K. L. Vessot, On the acoustic radiation pressure on spheres, *Proc. R. Soc. London A - Math. Phys. Sci.* **147**, 212 (1934).
- [5] S. J. Lighthill, Acoustic streaming, *J. Sound Vib.* **61**, 391 (1978).
- [6] K. Lee, H. Shao, R. Weissleder, and H. Lee, Acoustic Purification of Extracellular Microvesicles, *ACS Nano* **9**, 2321 (2015).
- [7] F. Petersson, L. Åberg, A.-M. Swård-Nilsson, and T. Laurell, Free Flow Acoustophoresis: Microfluidic-Based Mode of Particle and Cell Separation, *Anal. Chem.* **79**, 5117 (2007).
- [8] M. Wiklund, Acoustofluidics 12: Biocompatibility and cell viability in microfluidic acoustic resonators, *Lab Chip* **12**, 2018 (2012).
- [9] D. J. Collins, B. Morahan, J. Garcia-Bustos, C. Doerig, M. Plebanski, and A. Neild, Two-dimensional single-cell patterning with one cell per well driven by surface acoustic waves - Nature Communications, *Nat. Commun.* **6**, 1 (2015).
- [10] D. Ahmed, A. Ozcelik, N. Bojanala, N. Nama, A. Upadhyay, Y. Chen, W. Hanna-Rose, and T. J. Huang, Rotational manipulation of single cells and organisms using acoustic waves - Nature Communications, *Nat. Commun.* **7**, 1 (2016).
- [11] P. Augustsson, C. Magnusson, M. Nordin, H. Lilja, and T. Laurell, Microfluidic, Label-Free Enrichment of Prostate Cancer Cells in Blood Based on Acoustophoresis, *Anal. Chem.* **84**, 7954 (2012).
- [12] P. Li, Z. Mao, Z. Peng, L. Zhou, Y. Chen, P.-H. Huang, C. I. Truica, J. J. Drabick, W. S. El-Deiry, M. Dao, S. Suresh, and T. J. Huang, Acoustic separation of circulating tumor cells, *Proc. Natl. Acad. Sci. U.S.A.* **112**, 4970 (2015).
- [13] K. S. Suslick, Y. Didenko, M. M. Fang, T. Hyeon, K. J. Kolbeck, I. William B. Mcnamara, M. M. Mdleleni, and M. Wong, Acoustic cavitation and its chemical consequences, *Philos. Trans. R. Soc. London, Ser. A* **357**, 335 (1999).
- [14] S. Deshmukh, Z. Brzozka, T. Laurell, and P. Augustsson, Acoustic radiation forces at liquid interfaces impact the performance of acoustophoresis, *Lab Chip* **14**, 3394 (2014).
- [15] P. Augustsson, J. T. Karlsen, H.-W. Su, H. Bruus, and J. Voldman, Iso-acoustic focusing of cells for size-insensitive acousto-mechanical phenotyping - Nature Communications, *Nat. Commun.* **7**, 1 (2016).
- [16] J. T. Karlsen, P. Augustsson, and H. Bruus, Acoustic Force Density Acting on Inhomogeneous Fluids in Acoustic Fields, *Phys. Rev. Lett.* **117**, 114504 (2016).
- [17] J. T. Karlsen, Theory of nonlinear acoustic forces acting on fluids and particles in microsystems, *DTU Research Database* (2018).
- [18] J. T. Karlsen, W. Qiu, P. Augustsson, and H. Bruus, Acoustic Streaming and Its Suppression in Inhomogeneous Fluids, *Phys. Rev. Lett.* **120**, 054501 (2018).
- [19] L. D. Landau and E. M. Lifshitz, *Fluid Mechanics* (Pergamon, Oxford, England, UK, 1987).
- [20] P. G. Bergmann, The Wave Equation in a Medium with a Variable Index of Refraction, *J. Acoust. Soc. Am.* **17**, 329 (2005).
- [21] H. Bruus, Acoustofluidics 2: Perturbation theory and ultrasound resonance modes, *Lab Chip* **12**, 20 (2011).
- [22] W. L. Nyborg, Acoustic Streaming near a Boundary, *J. Acoust. Soc. Am.* **30**, 329 (2005).
- [23] T. Baasch, A. A. Doinikov, and J. Dual, Acoustic streaming outside and inside a fluid particle undergoing monopole and dipole oscillations, *Phys. Rev. E* **101**, 013108 (2020).
- [24] W. Qiu, J. T. Karlsen, H. Bruus, and P. Augustsson, Experimental Characterization of Acoustic Streaming in Gradients of Density and Compressibility, *Phys. Rev. Appl.* **11**, 024018 (2019).
- [25] C. E. Bradley, Acoustic streaming field structure: The influence of the radiator, *J. Acoust. Soc. Am.* **100**, 1399 (1998).
- [26] E. Hemachandran, S. Karthick, T. Laurell, and A. K. Sen, Relocation of coflowing immiscible liquids under acoustic field in a microchannel, *EPL* **125**, 54002 (2019).
- [27] J. T. Karlsen and H. Bruus, Acoustic Tweezing and Patterning of Concentration Fields in Microfluidics, *Phys. Rev. Appl.* **7**, 034017 (2017).
- [28] A. Nath and A. K. Sen, Acoustic Behavior of a Dense Suspension in an Inhomogeneous Flow in a Microchannel, *Phys. Rev. Appl.* **12**, 054009 (2019).
- [29] C. Pothuri, M. Azharudeen, and K. Subramani, Rapid mixing in microchannel using standing bulk acoustic waves, *Phys. Fluids* **31**, 122001 (2019).
- [30] V. Kumar, M. Azharudeen, C. Pothuri, and K. Subramani, Heat transfer mechanism driven by acoustic body force under acoustic fields, *Phys. Rev. Fluids* **6**, 073501 (2021).