

Transverse Momentum and Transverse Momentum Distributions in the MIT Bag Model

A. I. Signal* and F. G. Cao†

School of Fundamental Sciences PN461

Massey University

Palmerston North 4442

New Zealand

Abstract

The typical transverse momentum of a quark in the proton is a basic property of any QCD based model of nucleon structure. However, calculations in phenomenological models typically give rather small values of transverse momenta, which are difficult to reconcile with the larger values observed in high energy experiments such as Drell-Yan reactions and Semi-inclusive deep inelastic scattering. In this letter we calculate the leading twist transverse momentum dependent distribution functions (TMDs) using a generalization of the Adelaide group's relativistic formalism that has previously given good fits to the parton distributions. This enables us to examine the k_T dependence of the TMDs in detail, and determine typical widths of these distributions. These are found to be significantly larger than those of previous calculations. We then use TMD factorization in order to evolve these distributions up to experimental scales where we can compare with data on $\langle k_T \rangle$ and $\langle k_T^2 \rangle$. Our distributions agree well with this data.

PACS: 12.38.Aw, 12.39.Ba, 14.20.Dh

*Electronic address: a.i.signal@massey.ac.nz

†Electronic address: f.g.cao@massey.ac.nz

Transverse momentum dependent distributions (TMDs) allow us to investigate transverse momenta in the nucleon and many phenomena that depend upon transverse momenta. For example, at leading twist TMDs can be used to describe Drell-Yan (DY) reactions [1], Semi-inclusive deep inelastic scattering (SIDIS) [2–4] and hadron production in e^+e^- annihilation [5–7]. Hence there has been much effort in recent times to calculate TMDs in various phenomenological models [8–14]. As well as giving insight into experimental observables, model TMDs can provide new information about non-perturbative properties of the nucleon and other hadrons. For instance, the Fourier transform conjugate variable to transverse momentum is the impact parameter \mathbf{b}_T , so taking the transform of a TMD gives the quark distribution in impact parameter space, and would give insight into possible breaking of spherical and axial symmetry in the quark wavefunction [15–17]. Previous calculations of TMDs using the bag model (and other models) have generally not had correct support, because momentum conservation has not been enforced in the scattering calculation [8, 19, 20]. In Deep Inelastic Scattering (DIS) this leads to problems with interpreting the calculated parton distribution functions (PDFs), for instance non-zero distributions at $x = 1$ and beyond, and negative anti-quark distributions [21–23]. There is no reason to believe these problems will be circumvented in calculations of TMDs with incorrect support. Longitudinal momentum is constrained by the scattering dynamics, leading to the correct support for the plus component of momentum ($k^+ = (k^0 + k^3)/\sqrt{2}$) of the struck quark. Transverse momentum of the struck quark is also restricted $k_T^2 \leq Q^2(1-x)/4x$ [24], though this is usually ignored in the Bjorken limit. Nevertheless, the transverse and longitudinal momenta are not independent, and care needs to be taken when investigating distributions that depend on both momentum components. There is a subtle distinction here from the case of light-cone wavefunctions, where the transverse and plus components of quark momentum are independent because the struck quark and the recoil/spectator state are both on-shell [25, 26].

A general TMD is described in terms of light-cone correlators (where we ignore the QCD gauge link between the quark operators) [27]

$$\phi(x, k_T)_{ij} = \int \frac{d^2 z_T}{(2\pi)^3} dz^- e^{ikz} \langle P(P, S) | \bar{\psi}_j(0) \psi_i(z) | P(P, S) \rangle |_{z^+=0, k^+=xP^+}. \quad (1)$$

Here we follow the notation and conventions of reference [8], except we use k_i and p_{ni}

to refer to components of quark and recoil state momenta respectively. We can insert a complete set of states $\sum_n |n\rangle\langle n|$ between the quark operators, then use translation invariance to express all spatial dependence in the exponential. The integrals over z^- and z_T will give delta functions $\delta(p_n^+ - (1-x)P^+)$ and $\delta^{(2)}(\mathbf{p}_{nT} + \mathbf{k}_T)$, which express momentum conservation on the light-cone and in the transverse plane respectively. The delta function on the light-cone constrains the plus component of momentum of the struck quark $k^+ = xP^+$, leading to the TMDs only having support on the interval $0 \leq x < 1$. Also, this delta function constrains both the longitudinal and transverse components of the momentum \mathbf{p}_n of the recoil state:

$$p_{n3} = M(1-x) - \sqrt{M_n^2 + \mathbf{p}_n^2} \quad (2)$$

$$p_{nT}^2 = 2M(1-x)\sqrt{M_n^2 + \mathbf{p}_n^2} - (1-x)^2M^2 - M_n^2 \quad (3)$$

where we are working in the LAB frame ($\mathbf{P} = 0$) and M_n is the mass of the recoil state. In the large x ($p_n = |\mathbf{p}_n| \rightarrow \infty$) limit we have

$$\frac{p_{n3}^2}{p_n^2} \rightarrow 1 + \mathcal{O}\left(\frac{1}{p_n}\right) \quad (4)$$

$$\frac{p_{nT}^2}{p_n^2} \rightarrow \mathcal{O}\left(\frac{1}{p_n}\right). \quad (5)$$

The consequence of this is that as the recoil momentum becomes large, it is dominated by the longitudinal component p_{n3} and large values of transverse momentum p_{nT} are not kinematically accessible. This means that integrals over transverse momentum, which will be required to calculate PDFs, moments and Fourier transforms, must have a large momentum cut-off. Alternatively, we can use the magnitude of the recoil momentum p_n as the integration variable, subject to

$$p_n \geq p_{\min} = \left| \frac{M^2(1-x)^2 - M_n^2}{2M(1-x)} \right| \quad (6)$$

which comes from the requirement that p_{nT}^2 is positive definite. This change of variable gives expressions for the PDFs that agree with those of the Adelaide group [22, 28].

To obtain momentum eigenstates $|P\rangle$ and $|\mathbf{p}_n\rangle$ we use a Peierls-Yoccoz projection [29] of MIT bag states. Using the MIT bag model wavefunction the general TMD can now be written as

$$\phi(x, k_T) = N_\phi \frac{1}{P^+} \frac{|\varphi_2(\mathbf{p}_n)|^2}{|\varphi_3(0)|^2} f_\phi(t_0(\mathbf{p}_n), t_1(\mathbf{p}_n)) \delta(x - (1 - \frac{\mathbf{p}_n^+}{P^+})) \delta(\mathbf{p}_{nT} + \mathbf{k}_T) \quad (7)$$

where N_ϕ is an appropriate spin-flavour matrix element [22], $|\varphi_{2,3}(\mathbf{p})|^2$ are the Fourier transforms of the 2 and 3 quark Hill-Wheeler overlap of the bag wavefunction, and f_ϕ is the required combination of the momentum space bag wavefunctions, given by equations (20) - (33) in reference [8]. The bag wavefunction in momentum space is

$$\psi(\kappa) = N \begin{pmatrix} t_0(\kappa) \\ i\sigma \cdot \hat{\mathbf{k}} t_1(\kappa) \end{pmatrix} \chi_m \quad (8)$$

with

$$t_0(\kappa) = \frac{\omega^2}{\kappa(\kappa^2 - \omega^2)} (\omega \cos(\omega) \sin(\kappa) - \kappa \cos(\kappa) \sin(\omega)) \quad (9)$$

$$t_1(\kappa) = \frac{\omega^3}{\kappa^2 - \omega^2} (\omega j_0(\omega) j_1(\kappa) - \kappa j_0(\kappa) j_1(\omega)) \quad (10)$$

where $\kappa = kR$, $\omega = 2.04\dots$ is the ground state energy eigenvalue and $j_{0,1}$ are spherical Bessel functions.

At leading twist, there are six T-even TMDs. However, these are not all independent in quark models (and the MIT bag model in particular), as these models generally do not have gauge field degrees of freedom, and Lorentz invariance provides further constraints [8, 30, 31]. We choose to investigate the distributions $f_1(x, k_T)$, $g_1(x, k_T)$, $h_1(x, k_T)$ and $h_{1T}^\perp(x, k_T)$. The integrals over k_T of the first three yield the familiar unpolarized, polarized and transversity PDFs $f_1(x)$, $g_1(x)$ and $h_1(x)$ respectively, while the fourth (pretzelocity) distribution is related to the quark orbital angular momentum in the model:

$$L_q^3 = \int dx l_q^3(x) = - \int dx d^2\mathbf{k}_T \frac{k_T^2}{2M^2} h_{1T}^\perp(x, k_T), \quad (11)$$

where we have introduced the orbital angular momentum density $l_q^3(x)$.

In figure 1 we show 3d plots of $f_1(x, k_T)$, $g_1(x, k_T)$, $h_1(x, k_T)$ and $h_{1T}^\perp(x, k_T)$ for a bag radius R of 0.8 fm and a recoil mass $M_n = 0.75M$. Of particular note is that $f_1(x, k_T)$, $g_1(x, k_T)$ and $h_1(x, k_T)$ all peak at $k_T = 0$ and are small for $k_T > 1$ GeV, while $h_{1T}^\perp(x, k_T)$ shows interesting structure and a definite minimum at $k_T > 0$ for $x < 0.5$. In contrast to the results of reference [8], we see that these distributions only have support on $0 \leq x < 1$, and are normalizable on this interval so that no renormalization procedure is necessary to calculate moments or the Fourier transforms of these distributions. Also,

$\int dx f_1$	$\int dx g_1$	$\int dx h_1$	$\int dx l_q^3$	$\int dx (\frac{1}{2}g_1 + l_q^3)$
0.78	0.67	0.73	0.013	0.35

TABLE I: Sum rules for twist 2 flavour independent PDFs for bag radius $R = 0.8$ fm.

these distributions are well-behaved as $x \rightarrow 1$ and go to zero in this limit, in accordance with the behaviour of \mathbf{p}_{n_T} given in equation (5).

Integrating our PDFs over the interval $0 \leq x \leq 1$ will yield sum rules, as shown in table 1. In this approach, the number and spin sum rules, calculated from f_1 and $\frac{1}{2}g_1 + l_q^3$ respectively, do not give the expected quark model values of 1 and $\frac{1}{2}$ respectively. This occurs because only intermediate states with 2 quarks have been considered [21, 22], and other intermediate states such as $|qqqg\rangle$ and $|qqqq\bar{q}\rangle$ have not been added to the sum over all intermediate states. The tensor charge, given by the integral over the transversity PDF h_1^q , is compatible with the recent determination of [32], and will be investigated in further work.

We note that our TMDs automatically satisfy the relation for the pretzelosity distribution [8]

$$h_1(x, k_T) - g_1(x, k_T) = \frac{k_T^2}{2M^2} h_{1T}(x, k_T) \quad (12)$$

as the bag model obeys the conditions found in references [30, 31].

We find that the transverse momentum dependences of $f_1(x, k_T)$, $g_1(x, k_T)$ and $h_1(x, k_T)$ are well-fitted by Gaussian distributions of the form

$$\phi(x, k_T) = \phi(x) \frac{1}{\pi \langle k_T^2(x) \rangle_G} \exp\left(\frac{-k_T^2}{\langle k_T^2(x) \rangle_G}\right) \quad (13)$$

with the Gaussian width $\langle k_T^2(x) \rangle_G$ showing some x dependence, as would be expected from kinematic arguments [33, 34].

In the bag model, flavour dependence is introduced through the colour hyperfine interaction. In this work we use an exact approach using hyperfine eigenfunctions, which raise the degeneracy of the masses of the singlet and triplet recoil states [22, 39]. This has been criticised as being inconsistent with the Pauli exclusion principle [40], however, careful consideration of the hyperfine eigenfunctions under normal assumptions about the spatial

wavefunctions showed that the exclusion principle is not violated in this approach [41]. An alternative is to use a perturbative approach involving mixing the SU(6) **56** nucleon wavefunction with higher mass **70** states. This approach will be examined in further work.

In figure 2 we plot the quark orbital angular momentum density, $l_q^3(x)$ of the valence u and d quarks, calculated for a bag radius of 0.8 fm and the singlet - triplet recoil masses split by 100 MeV. In contrast to the usual parton distributions, $l_{u,d}^3(x)$ are flat over the region $0 \leq x < 0.4$ and decrease in magnitude slowly at large x , indicating that quark orbital angular momentum in the bag model is carried over a wide kinematic range, whereas at the bag model scale the spin dependent parton distributions are usually peaked in the valence region around $x = 0.2 - 0.3$ and quickly become small at large x . This behaviour arises because the orbital angular momentum only comes from the lower component of the relativistic quark wavefunction in equation (8), which is small at low momentum and increases to a maximum around $\kappa = 2.54$, whereas the upper component decreases over this range of momenta. We find the valence quark orbital angular momenta are $L_u^3 = +0.0211$ and $L_d^3 = -0.0043$, giving a total valence contribution of 0.016. This small orbital angular momentum may appear to contradict the picture of Myhrer and Thomas [35–37], where the one-gluon exchange corrections to spin dependent quantities are dominated by diagrams involving the excitation of a p -wave antiquark, and results in a large fraction of the proton spin being carried by orbital angular momentum. However, our calculation is for valence quarks, whereas the Myhrer and Thomas result is for the sum of quarks and antiquarks, with the antiquark diagrams giving the largest contribution. Extending our calculations to explicitly include antiquark contributions would give further insight into the role of orbital angular momentum in the make up of the proton spin. We note that L^3 is not gauge invariant, so this calculation is only applicable in the MIT bag model. However, the combination of orbital angular momentum and gluon spin $L^3 + \Delta G$ is gauge invariant, and in the model $\Delta G = 0$, so this calculation does give us some insight into the portion of the proton's spin that is not carried by quarks.

The x -dependent moments of transverse momentum for a given TMD are given by

$$\langle k_T^{(1,2)} \rangle(x) = \frac{\int d^2\mathbf{k}_T |\mathbf{k}_T|^{(1,2)} \phi(x, k_T)}{\int d^2\mathbf{k}_T \phi(x, k_T)}. \quad (14)$$

In figure 3 we plot both $\langle k_T \rangle(x)$ and $\langle k_T^2 \rangle(x)$ for unpolarized valence u and d quarks, again calculated for $R = 0.8$ fm and $M_s - M_t = 100$ MeV. This calculation only takes into account 2-quark recoil states, and also ignores contributions from the nucleon's pion cloud. While we see a difference between the u and d quarks, this is small, and compatible with the experimental observation that the Gaussian widths of TMDs are flavour independent [3, 4]. We find a marked x dependence, in contrast to the results of [8], and large values of $\langle k_T \rangle$ and $\langle k_T^2 \rangle$ at both low and medium x . The average transverse momentum is larger than 0.2 GeV for $0 \leq x \leq 0.6$. At $x = 0.3$ we find $\langle k_T^2 \rangle = (0.21, 0.19)$ GeV² for u_v and d_v respectively, compared with the values quoted for unpolarized quarks of 0.080 GeV² in the light-cone constituent model calculation of [42] and 0.077 GeV² in [8]. Our results are similar in magnitude to the calculation in the Nambu-Jona-Lasinio (NJL) model of [13], however, in the NJL model calculation $\langle k_T^2 \rangle(x)$ has only a moderate x -dependence, and increases at large x .

The TMDs have so far been calculated at a low momentum scale μ_0 appropriate for the bag model [22]. In order to compare the calculated TMDs with experimental data on $\langle k_T \rangle$ and $\langle k_T^2 \rangle$ we need to evolve these distributions up to experimental scales. Factorization of the TMDs [27] allows us to compare a non-singlet TMD at different scales μ and Q . Using equation (26) of reference [43] we can write the ratio of the TMD at different scales

$$\frac{\tilde{F}(x, b_T, Q, \zeta_Q)}{\tilde{F}(x, b_T, \mu, \zeta_\mu)} = \frac{A(x, b_T)}{A(x, b_T)} \times \frac{B(b_T, Q, \zeta_Q)}{B(b_T, \mu, \zeta_\mu)} \times \frac{C(x, b_T, \zeta_Q)}{C(x, b_T, \zeta_\mu)}. \quad (15)$$

Here, the function A is the collinear factor, which is independent of the scales μ and Q , and is calculated at some independent scale $\mu_b(b_T)$. The function $B(b_T, \mu, \zeta)$ is calculated perturbatively in QCD and holds for all b_T , and the function $C(x, b_T, \zeta)$ describes the non-perturbative b_T behaviour. We note the appearance of the energy cutoff scale ζ used to regulate light-cone divergences, with $\sqrt{\zeta_Q} \approx Q$ [27, 43]. Also, this expression applies in the spatial transverse parameter (b_T) space, where \tilde{F} is the Fourier transform of the TMD in momentum space

$$\begin{aligned} \tilde{F}(x, \mathbf{b}_T) &= \int d\mathbf{k}_T \exp(i\mathbf{k}_T \cdot \mathbf{b}_T) \phi(x, \mathbf{k}_T) \\ &= \pi \int_{p_{\min}}^{\infty} dp_n \frac{p_n}{k_T} \phi(x, k_T) J_0(b_T k_T) \end{aligned} \quad (16)$$

where we have explicitly changed integration variable to the magnitude of recoil momentum. The ratio of non-perturbative factors only depends on the energy scales and a universal hadron independent function $g_K(b_T)$

$$\frac{C(x, b_T, \zeta_Q)}{C(x, b_T, \zeta_\mu)} = \exp \left[g_K(b_T) \ln \frac{\zeta_Q}{\zeta_\mu} \right], \quad (17)$$

where usually a quadratic form is used for $g_K = -g_2 b_T^2/2$, giving a Gaussian model description of the TMD. The perturbative function $B(b_T, \mu, \zeta)$ has been calculated to first order in α_S [43] and we use the NLO expression for $\alpha_S(Q)$. We can now take our TMD calculated in momentum space at bag scale μ_0 , transform to b_T space, evolve up to an experimental scale Q , and finally transform back to momentum space to obtain the evolved TMD to compare with data.

In figure 4 we show the unpolarized valence up and down TMDs (f_1) at $x = 0.09$ for both the bag scale $\mu_0 = 0.4$ GeV and then evolved to $Q = \sqrt{2.4}$ GeV in both transverse momentum space and b_T space. Here we have used $g_2 = 0.68$ GeV², determined from a global fit [44], $\zeta_\mu = \mu^2$, $\zeta_Q = Q^2$ as usual, and have set b_{\max} , the approximate maximum impact parameter for the perturbative domain, to 0.5 GeV⁻¹, although these calculations are not particularly sensitive to the value of b_{\max} .

We observe that at the initial scale the calculated $\tilde{F}(x, b_T)$ become negative for b_T larger than about 1.3 fm, which would appear to be incompatible with the interpretation of these distributions as probability distributions. However, it is worth noting that in QCD the positivity constraint on these distributions is only true in momentum space [27]. Additionally, these distributions are not the same as the so-called impact parameter dependent quark distributions derived from Generalized Parton Distributions (GPDs) [15, 16]. The impact parameter dependent distributions are defined in terms of the Fourier transform of a GPD $H(x, -\Delta_T^2)$, where $\Delta^\mu = p'^\mu - p^\mu$ is the momentum transfer between the non-forward hadron states. The Fourier conjugate variable to Δ_T is denoted \mathbf{b}_T in [15, 16], and is interpreted as the perpendicular distance from the centre of momentum of the target hadron. This is not the same as the conjugate variable to \mathbf{k}_T , which we are using for TMDs. Here b_T is the perpendicular distance from the path of the photon to the centre of the struck quark's electric potential. If the two different impact parameters differ by a constant, then the shift theorem for Fourier transforms implies that the distributions will

differ by a sinusoidal factor, and if one is positive definite, then the other is not guaranteed to always be positive. We hope to explore the relationship between TMDs and GPDs in further work.

Evolution of the distributions shifts them to smaller b_T , and the tail of the distributions at $b_T > 1.3$ fm becomes negligible. As expected, in momentum space evolution causes the distributions to broaden. For the evolved u_v and d_v distributions we find $\langle k_T^2 \rangle = (0.41, 0.39)$ GeV² respectively, which are compatible with the value of 0.38 ± 0.06 GeV² found in [45] using a Gaussian model with Hermes SIDIS data. In addition $\langle k_T \rangle = (0.59, 0.57)$ GeV respectively for the unpolarized valence u and d quarks, which are in reasonable agreement with determinations from EMC and Hermes data in [46, 48], again derived using Gaussian models. We also investigated using the alternate parameters found by Konychev and Nadolsky [49], who found a larger value of $b_{\max} = 1.5$ GeV⁻¹ and also $g_1 = 0.201$ GeV², $g_2 = 0.184$ GeV² and $g_3 = -0.129$. The evolution is most sensitive to the value of g_2 , and we find $\langle k_T^2 \rangle = (0.38, 0.35)$ GeV² for the valence u_v and d_v distributions, which are also compatible with the Hermes data.

The analysis of Anselmino *et al.* [38] gives $\langle k_T^2 \rangle = 0.57 \pm 0.08$ over the complete x range of the Hermes data, with data cuts $Q^2 > 1.69$ GeV² and $z < 0.6$, while their fits of the Compass data give $\langle k_T^2 \rangle = 0.61 \pm 0.20$ with similar cuts. These values are somewhat dependent on the data cuts, and also on the use of the Gaussian ansatz; however, given the wide range in Q^2 of both data sets, we would argue that our calculations are not incompatible with these analyses. We have seen that evolution of the TMDs increases their widths, so further evolution to higher Q^2 can give agreement with these values of $\langle k_T^2 \rangle$.

The procedure for evolution of the TMDs could be criticised on the basis that our starting scale $\mu_0 = 0.4$ GeV is not much greater than $\Lambda_{\text{QCD}} = 0.226$ GeV, so the evolution equations based on LO and NLO expressions may not be reliable. However, in the case of DIS the evolution equations appear to work quite well down to these scales, where the NLO (and NNLO) corrections do not become too large, and evolution of PDFs from low scales below $Q^2 = 1$ GeV² can give good agreement with the experimental PDFs [22, 23, 50, 51]. As NLO expressions for the perturbative functions $B(b_T, \mu, \zeta)$ applicable for the leading twist TMDs become available, it will be interesting to check the size of the corrections to LO

evolution. We have also seen that the non-perturbative part of the evolution introduces uncertainties of the order of 5-10%, similar to the size of differences between LO and NLO PDFs. Additionally, we have only calculated twist-two contributions to the distributions, and ignored higher twist contributions, which may be present in the data and could complicate the comparison between our calculations and the data.

A related concern is that factorisation for TMDs requires $k_T^2 \ll Q^2$ [27], whereas our starting scale μ_0 is similar to the size of $\langle k_T \rangle$ we have calculated in the bag model. We do not know whether this has deeper implications for the evolution of our model TMDs, however, we have seen that the increase in $\langle k_T^2 \rangle$ as we have evolved is rather slow, which gives us some confidence that the corrections to our leading term are small.

In conclusion, we have extended earlier work using the MIT bag model to present new calculations of the twist two transverse momentum distributions in the model. These calculations have the correct support, and do not require any renormalization procedure. The distributions show strong x -dependence of the average transverse momentum of valence quarks. We have seen that longitudinal and transverse momentum components of quark momenta should not be treated as independent in the scattering process, which has implications for the extraction of moments of the transverse momentum distributions, and for the understanding of experimental data on transverse quark momentum. Using factorisation, the calculated distributions can be evolved in Q^2 to compare with experimental determinations of $\langle k_T \rangle$ and $\langle k_T^2 \rangle$. We found that our unpolarized valence distributions gave reasonably good agreement with the current data on transverse momentum coming from experiments.

In future work we will extend these calculations by including pion cloud contributions to the TMDs. This will enable us to investigate sea quark distributions as well as valence distributions, and to examine the transverse momentum dependence of the $\bar{u} - \bar{d}$ asymmetry, recently reported by the SeaQuest collaboration [52].

Acknowledgments

We are grateful to Peter Schweitzer and Tony Thomas for valuable discussions on aspects of this work and for helping to correct some errors in an earlier version of this letter.

-
- [1] J. C. Collins, Phys. Lett. B, 536 (2002), p. 44
[https://doi.org/10.1016/S0370-2693\(02\)01819-1](https://doi.org/10.1016/S0370-2693(02)01819-1), <https://arxiv.org/abs/hep-ph/0204004>
 - [2] A. Kotzinian, Nucl. Phys. B, 441 (1995), p. 234
[https://doi.org/10.1016/0550-3213\(95\)00098-D](https://doi.org/10.1016/0550-3213(95)00098-D), <https://arxiv.org/abs/hep-ph/9412283>
 - [3] A. Airapetian et al. (Hermes Collaboration), Phys. Rev. D, 87 (2013), 074029
<https://doi.org/10.1103/PhysRevD.87.074029>, <https://arxiv.org/abs/1212.5407>.
 - [4] C. Adolph et al. (Compass Collaboration), Eur. Phys. J., 73, (2013), p. 2531
<https://doi.org/10.1140/epjc/s10052-013-2531-6>, <https://arxiv.org/abs/1305.7317>
 - [5] J. C. Collins, Nucl. Phys. B, 396 (1993) p. 161
[https://doi.org/10.1016/0550-3213\(93\)90262-N](https://doi.org/10.1016/0550-3213(93)90262-N), <https://arxiv.org/abs/hep-ph/9208213>
 - [6] R. Seidl et al. (Belle collaboration), Phys. Rev. Lett., 96 (2006), 232002
<https://doi.org/10.1103/PhysRevLett.96.232002>, <https://arxiv.org/abs/hep-ex/0507063>
 - [7] R. Seidl et al. (Belle collaboration), Phys. Rev. D, 99 (2019), 112006
<https://doi.org/10.1103/PhysRevD.99.112006>, <https://arxiv.org/abs/1902.01552>
 - [8] H. Avakian, A. V. Efremov, P. Schweitzer and F. Yuan, Phys. Rev. D 81 (2010), 074035
<https://doi.org/10.1103/PhysRevD.81.074035>, <https://arxiv.org/abs/1001.5467>
 - [9] B. Pasquini, S. Cazzaniga and S. Boffi, Phys. Rev. D, 78 (2008), 034025
<https://doi.org/10.1103/PhysRevD.78.034025>, <https://arxiv.org/abs/0806.2298>
 - [10] J. She, J. Zhu and B-Q. Ma, Phys. Rev. D, 79 (2009), 054008
<https://doi.org/10.1103/PhysRevD.79.054008>, <https://arxiv.org/abs/0902.3718>
 - [11] A. V. Efremov, P. Schweitzer, O. V. Teryaev and P. Zavada, Phys. Rev. D, 80 (2009) 014021
<https://doi.org/10.1103/PhysRevD.80.014021>, <https://arxiv.org/abs/0903.3490>
 - [12] A. Bacchetta, F. Conti and M. Radici, Phys. Rev. D, 78, (2008) 074010
<https://doi.org/10.1103/PhysRevD.78.074010>, <https://arxiv.org/abs/0807.0323>

- [13] H H Matevosyan, W. Bentz, I. C. Cloët and A. W. Thomas, Phys. Rev. D, 85 (2012) 014021
<https://doi.org/10.1103/PhysRevD.85.014021>, <https://arxiv.org/abs/1111.1740>
- [14] M. Wakamatsu, Phys. Rev. D, 79 (2009) 094028
<https://doi.org/10.1103/PhysRevD.79.094028>, <https://arxiv.org/abs/0903.1886>
- [15] M. Burkardt, Phys. Rev. D, 62 (2000) 071503
<https://doi.org/10.1103/PhysRevD.62.071503>, <https://arxiv.org/abs/hep-ph/0105324>
- [16] M. Burkardt, Phys. Rev. D, 66 (2002) 114005
<https://doi.org/10.1103/PhysRevD.66.114005>, <https://arxiv.org/abs/hep-ph/0209179>
- [17] G. A. Miller, Phys. Rev. C, 76 (2007) 065209
<https://doi.org/10.1103/PhysRevC.76.065209>, <https://arxiv.org/abs/0708.2297>
- [18] S.Venkat, J. Arrington, G. A. Miller, and X Zhan, Phys. Rev. C, 83 (2011) 015203
<https://doi.org/10.1103/PhysRevC.83.015203>, <https://arxiv.org/abs/1010.3629>
- [19] F. Yuan, Phys. Lett. B, 575 (2003) p. 45
<https://doi.org/10.1016/physletb.2003.09.052>, <https://arxiv.org/abs/hep-ph/0308157>
- [20] H. Avakian, A. V. Efremov, P. Schweitzer and F. Yuan, Phys. Rev. D, 78 (2008) 114024
<https://doi.org/10.1103/PhysRevD.78.114024>, <https://arxiv.org/abs/0805.3355>
- [21] A. I. Signal and A. W. Thomas, Phys. Rev. D, 40 (1989) p. 2832
<https://doi.org/10.1103/PhysRevD.40.2832>
- [22] A. W. Schreiber, A. I. Signal and A. W. Thomas, Phys. Rev. D, 44 (1991) p. 2653
<https://doi.org/10.1103/PhysRevD.44.2653>
- [23] A. W. Schreiber, P. J. Mulders, A. I. Signal and A. W. Thomas, Phys. Rev. D, 45 (1992) p. 3069
<https://doi.org/10.1103/PhysRevD.45.3069>
- [24] W. Greiner, S. Schramm and E. Stein, Quantum Chromodynamics, Third Edition, Springer-Verlag, Berlin (2007).
- [25] G. P. Lepage and S. J. Brodsky, Phys. Rev. D, 22 (1980) p. 2157
<https://doi.org/10.1103/PhysRevD.22.2157>
- [26] H-C, Pauli and S. J. Brodsky Phys. Rev. D, 32 (1985) p. 1993
<https://doi.org/10.1103/PhysRevD.32.1993>
- [27] J. C. Collins, Foundations of Perturbative QCD, Cambridge University Press, Cambridge

- (2011).
- [28] A. I. Signal, Nucl. Phys. B., 497 (1997) p. 415
[https://doi.org/10.1016/S0550-3213\(97\)00231-9](https://doi.org/10.1016/S0550-3213(97)00231-9), <https://arxiv.org/abs/hep-ph/9610480>
- [29] R. E. Peierls and J. Yoccoz, Proc. Phys. Soc, A70, (1957) p. 381
- [30] C. Lorcé and B. Pasquini, Phys. Rev. D, 84 (2011) 034039
<https://doi.org/10.1103/PhysRevD.84.034039>, <https://arxiv.org/abs/1104.5651>
- [31] C. Lorcé and B. Pasquini, Phys. Lett. B, 710 (2012) p. 486
<https://doi.org/10.1016/j.physletb.2012.03.025>, <https://arxiv.org/abs/1111.6069>
- [32] M. Radici and A Bacchetta, Phys. Rev. Lett. 120 (2018) 192001
<https://doi.org/10.1103/PhysRevLett.120.192001>, <https://arxiv.org/abs/1802.05212>
- [33] F. E. Close, F. Halzen and D. M. Scott, Phys. Lett. B, 68 (1977) p. 447
[https://doi.org/10.1016/0370-2693\(77\)90466-X](https://doi.org/10.1016/0370-2693(77)90466-X)
- [34] A. C. Davis and E. J. Squires, Phys. Lett. B, 69 (1977) p. 249
[https://doi.org/10.1016/0370-2693\(77\)90655-4](https://doi.org/10.1016/0370-2693(77)90655-4)
- [35] F. Myhrer and A. W. Thomas, Phys. Rev. D, 38 (1988) 1633
<https://doi.org/10.1103/PhysRevD.38.1633>
- [36] F. Myhrer and A. W. Thomas, Phys. Lett. B, 663 (2008) p. 302
<https://doi.org/10.1016/j.physletb.2008.04.034>, <https://arxiv.org/abs/0709.4067>
- [37] F. Myhrer and A. W. Thomas, J. Phys. G, 37 (2010) 023101
<http://doi.org/10.1088/0954-3899/37/2/023101>, <https://arxiv.org/abs/0911.1974>
- [38] M. Anselmino, M. Boglione, J. O. Gonzalez H, S. Melis and A. Prokudin, JHEP, 04 (2014) 005 [https://doi.org/10.1007/JHEP04\(2014\)005](https://doi.org/10.1007/JHEP04(2014)005) <https://arxiv.org/abs/1312.62617a>
- [39] F. E. Close and A. W. Thomas, Phys. Lett. B, 212 (1988) p. 227
[https://doi.org/10.1016/0370-2693\(88\)90530-8](https://doi.org/10.1016/0370-2693(88)90530-8)
- [40] N. Isgur, Phys. Rev. D, 59 (1999) 034013
<https://doi.org/10.1103/PhysRevD.59.034013>, <https://arxiv.org/abs/hep-ph/9809255>
- [41] A. I. Signal, Phys. Rev. D, 95 (2017) 114010
<https://doi.org/10.1103/PhysRevD.95.114010>, <https://arxiv.org/abs/1702.05152>
- [42] S. Boffi, A. V. Efremov, B. Pasquini and P. Schweitzer, Phys. Rev. D, 79 (2009) 094012

- [https://doi.org/10.1103/PhysRevD.79.094012, https://arxiv.org/abs/0903.1271].
- [43] S. M. Aybat and T. C. Rogers, *Phys. Rev. D*, 83 (2011) 114042
<https://doi.org/10.1103/PhysRevD.83.114042>, <https://arxiv.org/abs/1101.5057>
- [44] F. Landry, R. Brock, P. M. Nadolsky and C. P. Yuan, *Phys. Rev. D*, 67 (2003) 073016
<https://doi.org/10.1103/PhysRevD.67.073016>, <https://arxiv.org/abs/hep-ph/0212159>
- [45] P. Schweitzer, T. Teckentrup, and A. Metz, *Phys. Rev. D*, 81 (2010) 094019
<https://doi.org/10.1103/PhysRevD.81.094019>, <https://arxiv.org/abs/1003.2190>
- [46] J. C. Collins, A. V. Efremov, K. Goeke, S. Menzel, A. Metz and P. Schweitzer, *Phys. Rev. D*, 73 (2006) 014021
<https://doi.org/10.1103/PhysRevD.73.014021>, <https://arxiv.org/abs/hep-ph/0509076>
- [47] J. C. Collins et al. *Phys. Rev. D*, 73 (2006) 094023
<https://doi.org/10.1103/PhysRevD.73.094023>, <https://arxiv.org/abs/hep-ph/0511272>
- [48] A. V. Efremov, K. Goeke, S. Menzel, A. Metz and P. Schweitzer, *Phys. Lett. B*, 612 (2005) 233
<https://doi.org/10.1016/j.physletb.2005.03.010>, <https://arxiv.org/abs/hep-ph/0412353>
- [49] A. V. Konychev and P. M. Nadolsky, *Phys. Lett. B*, 633 (2006) 710
<https://doi.org/10.1016/j.physletb.2005.12.063>, <https://arxiv.org/abs/hep-ph/0506225>
- [50] F. G. Cao and A. I. Signal, *Phys. Rev. D*, 68 (2003) 074002
<https://doi.org/10.1103/PhysRevD.68.074002>, <https://arxiv.org/abs/hep-ph/0306033>
- [51] M. Glück, E. Reya and A. Vogt *Eur. Phys. J.*, 5 (1998) p. 461
<https://doi.org/10.1007/s100529800978>, <https://arxiv.org/abs/hep-ph/9806404>
- [52] J. Dove et al. (SeaQuest collaboration), *Nature*, 590 (2021) p. 561
<https://doi.org/10.1038/s41586-021-03282-z>, <https://arxiv.org/abs/2103.04024>

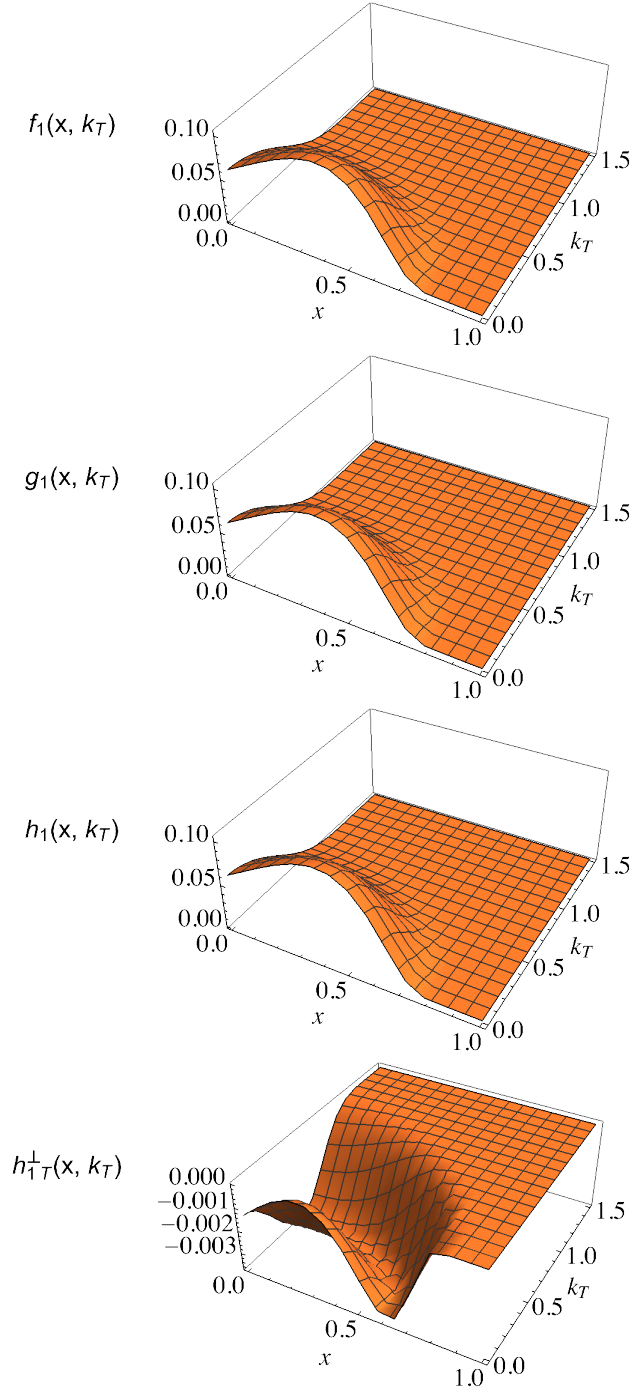


FIG. 1: Twist two transverse momentum distributions $f_1(x, k_T)$, $g_1(x, k_T)$, $h_1(x, k_T)$ and $h_{1T}^\perp(x, k_T)$, for bag radius $R = 0.8$ fm, and where k_T is in GeV.

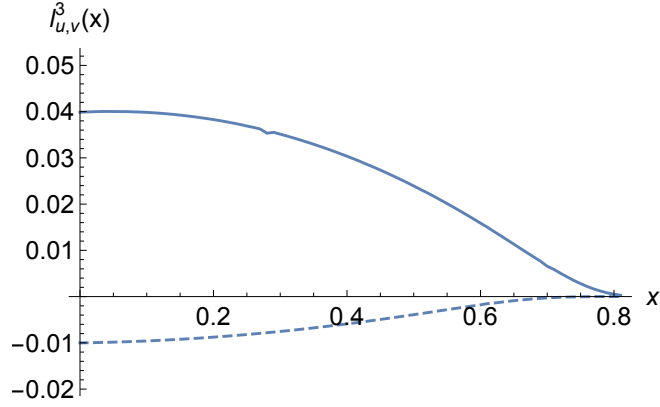


FIG. 2: Orbital angular momentum density $l_q^3(x)$ for a valence u (solid line) and d (dashed line) quarks at the bag model scale μ_0 .

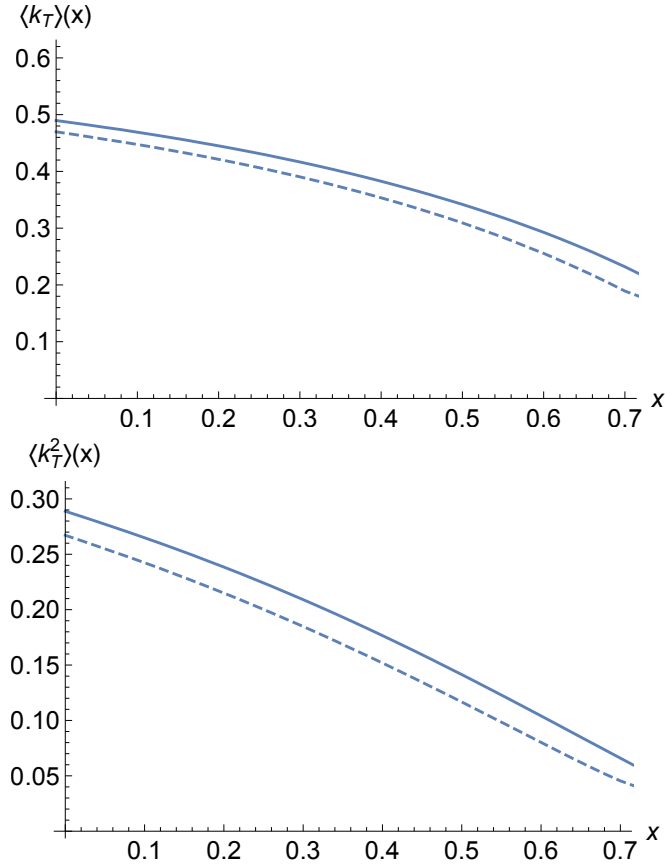


FIG. 3: Average transverse momentum $\langle k_T \rangle$ in GeV and average transverse momentum squared $\langle k_T^2 \rangle$ in GeV^2 for unpolarized u (solid lines) and d (dashed lines) valence quarks as functions of x at the bag model scale μ_0 .

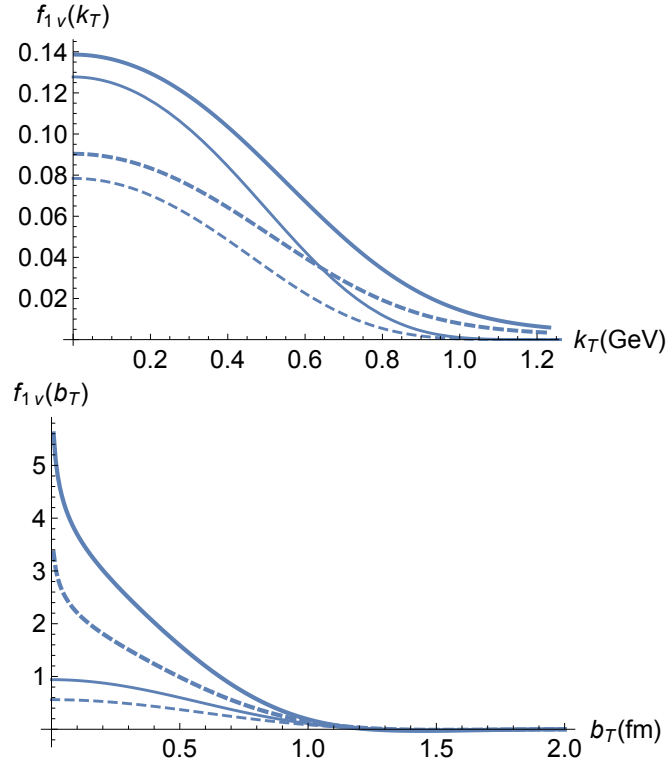


FIG. 4: Unpolarised valence quark distributions u_v (solid lines) and d_v (dashed lines) calculated as functions of transverse momentum k_T in GeV (top) and b_T in fm (bottom) at $x = 0.09$. Thin lines correspond to the bag scale $\mu_0 = 0.4$ GeV and thick lines to the evolved scale $Q^2 = 2.4$ GeV².