
Higher Order Kernel Mean Embeddings to Capture Filtrations of Stochastic Processes

Cristopher Salvi¹
cristopher.salvi@maths.ox.ac.uk

Maud Lemerrier²
maud.lemerrier@warwick.ac.uk

Chong Liu³
chong.liu@maths.ox.ac.uk

Blanka Horvath⁴
blanka.horvath@kcl.ac.uk

Theodoros Damoulas²
t.damoulas@warwick.ac.uk

Terry Lyons¹
terry.lyons@maths.ox.ac.uk

Abstract

Stochastic processes are random variables with values in some space of paths. However, reducing a stochastic process to a path-valued random variable ignores its *filtration*, i.e. the flow of information carried by the process through time. By conditioning the process on its filtration, we introduce a family of *higher order kernel mean embeddings* (KMEs) that generalizes the notion of KME and captures additional information related to the filtration. We derive empirical estimators for the associated *higher order maximum mean discrepancies* (MMDs) and prove consistency. We then construct a filtration-sensitive kernel two-sample test able to pick up information that gets missed by the standard MMD test. In addition, leveraging our higher order MMDs we construct a family of universal kernels on stochastic processes that allows to solve real-world calibration and optimal stopping problems in quantitative finance (such as the pricing of American options) via classical kernel-based regression methods. Finally, adapting existing tests for conditional independence to the case of stochastic processes, we design a causal-discovery algorithm to recover the causal graph of structural dependencies among interacting bodies solely from observations of their multidimensional trajectories.

1 Introduction

The idea of embedding probability distributions into a reproducing kernel Hilbert space (RKHS) via kernel mean embeddings (KMEs) has become ubiquitous in many areas of statistics and data science such as hypothesis testing [1, 2], non-linear regression [3, 4], distribution regression [5, 6] etc. Despite strong progress in the study of KMEs, most of the examples considered in the literature tend to focus on random variables supported on some finite (possibly high) dimensional euclidean spaces like \mathbb{R}^d . The study of KMEs for function-valued random variables has been largely ignored.

Stochastic processes are random variables with values in some space of paths. However, reducing a stochastic process to a path-valued random variable ignores its *filtration*, which can be informally thought of as the *flow of information carried by the process through time*. A question that naturally

¹University of Oxford & The Alan Turing Institute

²University of Warwick & The Alan Turing Institute

³University of Oxford

⁴King's College London, The Alan Turing Institute & Technical University of Munich

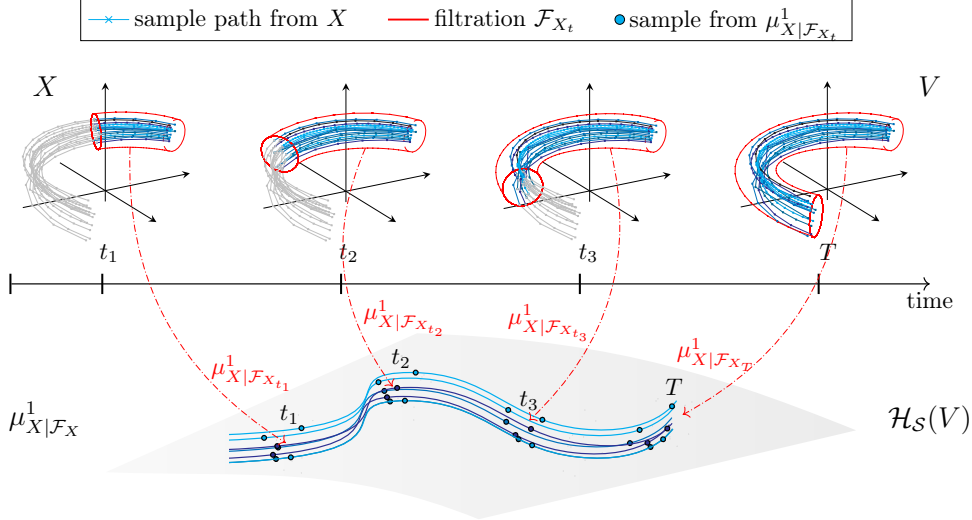


Figure 1: Schematic overview of the construction of the 1st order predictive KME $\mu_{X|\mathcal{F}_X}^1$ (Sec. 3.2). Here X is a stochastic process with sample paths taking their values in V . The red contours indicate the portion of its filtration \mathcal{F}_X upon which the conditioning is applied, i.e. the available information about X from start up to time t . As explained in Sec. 3.2, the 1st order predictive KME $\mu_{X|\mathcal{F}_X}^1$ is a path whose value at time t is a $\mathcal{H}_S(V)$ -valued random variable representing the law of X conditioned on its filtration \mathcal{F}_{X_t} . Equivalently $\mu_{X|\mathcal{F}_X}^1$ is a stochastic process with sample paths taking their values in $\mathcal{H}_S(V)$.

emerges from the study of many random, time-evolving systems like financial markets is how does the information available up to present time affect the future evolution of the system?

Formally, this question can be addressed by conditioning a process on its filtration (Sec. 3.1 and 3.2). In this paper we introduce a family of *higher order KMEs* that generalizes the notion of KME to capture additional, filtration-related information (Sec. 3.3 and 3.5). In view of concrete applications, we derive empirical estimators for the associated *higher order MMDs* and use one of them to construct a filtration-sensitive kernel two-sample test (Sec. 3.4) demonstrating with simulated data its ability to capture information that otherwise gets missed by the standard MMD test (Sec. 4.1). Furthermore, we construct a family of universal kernels on stochastic processes (Sec. 3.6) that allows to solve challenging, real-world optimisation problems in quantitative finance such as the pricing of American options via classical kernel-based regression methods (Sec. 4.2). Finally, we adapt existing tests for conditional independence to the case of stochastic processes in order to design a causal-discovery algorithm able to recover the causal graph of structural dependencies among interacting bodies solely from observations of their multidimensional trajectories (Sec. 4.3).

1.1 Related work

The notion of conditioning is a powerful probabilistic tool allowing to understand possibly complex, non-linear interactions between random variables. As their unconditional counterparts, conditional distributions can also be embedded into RKHSs [7]. Recently, conditional KMEs have received increased attention, especially in the context of graphical models [8], state-space models [9], dynamical systems [10], causal inference [11, 12, 13], two-sample and conditional independence hypothesis testing [13, 14, 15] and others. Embeddings of distributions via KMEs have also shown their success in the context of distribution regression (DR), which is the task of learning a function mapping a collection of samples from a probability distribution to scalar targets [16, 17, 18]. More recently, a framework for DR that addresses the setting where inputs are sample paths from an underlying stochastic process is proposed in [6]. The authors make extensive use of the *signature transform* [19, 20] and of the *signature kernel* [21, 22], two well established tools in stochastic analysis.

When it comes to stochastic processes, it was first shown in [23] that weak convergence of random variables does not always account for the information contained in the filtration, as highlighted by means of numerous numerical examples in [24, 25]. This limitation is addressed in [23, 26] through

the construction of a sequence of so-called *adapted topologies*⁵ $(\tau_n)_{n \geq 1}$ that become progressively finer⁶ as n increases (with τ_1 coinciding with the weak topology). In particular, higher order adapted topologies are shown to capture more filtration-related information than their weak counterpart. This characteristic becomes relevant for example in some optimal stopping problems such as the pricing of American options, where the pricing function can be shown to be discontinuous with respect to the weak topology, but is continuous with respect to the second order adapted topology⁷ [24, 27, 28]. Leveraging properties of the signature transform, it has been shown that adapted topologies are intimately related to a family of higher order MMDs [29]. However, providing empirical estimators for these discrepancies that can be deployed on real-world tasks remains a challenge. In this paper we propose to address this challenge by presenting an alternative construction to this higher order MMDs using the language of kernels and KMEs. The results in [29] serve as a strong theoretical background for the present paper.

2 Preliminaries

We begin with a brief summary of tools from stochastic analysis needed to define higher order KMEs. Let $\mathcal{X}(\mathbb{R}^d) = \{x : [0, T] \rightarrow \mathbb{R}^d\}$ a compact set of continuous, piecewise linear, \mathbb{R}^d -valued paths defined over a common time interval $[0, T]$, obtained for example by linearly interpolating a multivariate time series. For any path $x \in \mathcal{X}(\mathbb{R}^d)$ we denote its k^{th} coordinate by $x^{(k)} : [0, T] \rightarrow \mathbb{R}$, for $k \in \{1, \dots, d\}$. More generally we denote by $\mathcal{X}(V) = \{x : [0, T] \rightarrow V\}$ a compact set of continuous, piecewise linear paths with values in a Hilbert space V with a countable basis.

2.1 The signature transform

The *signature transform* $\mathcal{S} : \mathcal{X}(V) \rightarrow H_S(V)$ is a *feature map* defined for any path $x \in \mathcal{X}(V)$ as the following infinite collection of statistics

$$\mathcal{S}(x) = \left(1, \left\{ \mathcal{S}(x)^{(k_1)} \right\}_{k_1=1}^d, \left\{ \mathcal{S}(x)^{(k_1, k_2)} \right\}_{k_1, k_2=1}^d, \dots \right) \quad (1)$$

where each term is a real number equal to the iterated integral

$$\mathcal{S}(x)^{(k_1, \dots, k_j)} = \int_{0 < s_1 < \dots < s_j < T} \dots \int dx_{s_1}^{(k_1)} \dots dx_{s_j}^{(k_j)} \quad (2)$$

The signature *feature space* $H_S(V)$ is defined as the following direct sum of tensor powers of V

$$H_S(V) = \bigoplus_{k=0}^{\infty} V^{\otimes k} = \mathbb{R} \oplus V \oplus (V)^{\otimes 2} \oplus \dots \quad (3)$$

where \otimes denotes the standard tensor product of vector spaces [19, 30].

2.2 The signature kernel

Because V is Hilbert $H_S(V)$ is also Hilbert [21]. The *signature kernel* $k_S : \mathcal{X}(V) \times \mathcal{X}(V) \rightarrow \mathbb{R}$ is a characteristic kernel defined for any pair of paths $x, y \in \mathcal{X}(V)$ as the following inner product

$$k_S(x, y) = \langle \mathcal{S}(x), \mathcal{S}(y) \rangle_{H_S(V)} \quad (4)$$

The recent article [22] establishes a surprising connection between the signature kernel and a certain class of partial differential equations (PDEs), culminating in the following kernel trick for k_S .

Theorem 1. [22, Thm. 2.5] *For any $x, y \in \mathcal{X}(V)$ the signature kernel satisfies the equation $k_S(x, y) = u_{x,y}(T, T)$, where $u_{x,y} : [0, T] \times [0, T] \rightarrow \mathbb{R}$ is the solution of the hyperbolic PDE*

$$\frac{\partial^2 u_{x,y}}{\partial s \partial t} = \langle \dot{x}_s, \dot{y}_t \rangle_V u_{x,y} \quad (5)$$

with boundary conditions $u_{x,y}(0, \cdot) = u_{x,y}(\cdot, 0) = 1$ and where $\dot{z}_s = \frac{dz_r}{dr} \Big|_{r=s}$.

⁵We say that a sequence of random variables $\{X_n\}_{n \in \mathbb{N}}$ converges to a random variable X in the topology τ if and only if for every τ -open neighbourhood \mathbb{U} of X there exists $N \in \mathbb{N}$ such that $X_n \in \mathbb{U}$ as soon as $n \geq N$.

⁶A topology τ_1 is said to be finer than a topology τ_2 if every τ_2 -open set is also τ_1 -open.

⁷The second order adapted topology τ_2 is equivalent to the *adapted Wasserstein distance* [27].

Hence, evaluating k_S at a pair of paths (x, y) is equivalent to solving the PDE (5); in this paper we solve PDEs numerically via a finite difference scheme (see Appendix B for additional details). In what follows, we denote by $\mathcal{H}_S(V)$ the RKHS associated to k_S .

2.3 Stochastic processes and filtrations

We take $(\Omega, \mathcal{F}, \mathbb{P})$ as the underlying probability space. A (*discrete time*) *stochastic process* X is a random variable with values on $\mathcal{X}(V)$. We denote by $\mathbb{P}_X = \mathbb{P} \circ X^{-1}$ the *law* of X . Assuming the integrability condition $\mathbb{E}_X[k_S(X, X)] < \infty$, the *1st order kernel mean embedding* (KME) of X is defined as⁸ the following point in $\mathcal{H}_S(V)$

$$\mu_X^1 = \mathbb{E}_X[k_S(X, \cdot)] = \int_{x \in \mathcal{X}(V)} k_S(x, \cdot) \mathbb{P}_X(dx) \quad (6)$$

Accordingly, given two stochastic processes X, Y , their *1st order maximum mean discrepancy* (MMD) is the standard MMD distance with kernel k_S given by the following expression

$$\mathcal{D}_S^1(X, Y) = \|\mu_X^1 - \mu_Y^1\|_{\mathcal{H}_S(V)} \quad (7)$$

Because the signature kernel k_S is characteristic, it is a classical result [1, 31] that the 1st order MMD is a sufficient statistics to distinguish between the laws of X and Y , in other words

$$\mathcal{D}_S^1(X, Y) = 0 \iff \mathbb{P}_X = \mathbb{P}_Y \quad (8)$$

Despite the fact that stochastic processes are path-valued random variables, they encode a much richer structure compared to standard \mathbb{R}^d -valued random variables, that goes well beyond their laws. This additional structure is described mathematically by the concept of *filtration* of a process X , defined as the following family of σ -algebras

$$\mathcal{F}_X = (\mathcal{F}_{X_t})_{t \in [0, T]}, \quad (9)$$

where for any $t \in [0, T]$, \mathcal{F}_{X_t} is the σ -algebra generated by the variables $\{X_s\}_{s \in [0, t]}$. Note that \mathcal{F}_X is totally ordered in the sense that $\mathcal{F}_{X_s} \subset \mathcal{F}_{X_t}$ for all $s < t$, which naturally explains why filtrations are good mathematical descriptions to model the flow information carried by the process X .

In the next section, we will present our main findings and introduce a family of *higher order KMEs* and corresponding *higher order MMDs* as generalizations of the standard KME and MMD respectively. We will do so by conditioning stochastic processes on elements of their filtrations.

3 Higher order kernel mean embeddings

We begin by describing how KMEs can be extended to conditional laws of stochastic processes.

3.1 Conditional kernel mean embeddings for stochastic processes

Let X, Y be two stochastic processes. For a given path $x \in \mathcal{X}(V)$, define the *1st order conditional kernel mean embeddings* $\mu_{Y|X=x}^1 \in \mathcal{H}_S(V)$ and $\mu_{Y|X}^1 : \mathcal{H}_S(V) \rightarrow \mathcal{H}_S(V)$ as follows

$$\mu_{Y|X=x}^1 = \mathbb{E}[k_S(Y, \cdot) | X = x] = \int_{y \in \mathcal{X}(V)} k_S(\cdot, y) \mathbb{P}_{Y|X=x}(dy) \quad (10)$$

$$\mu_{Y|X}^1 = \mathbb{E}[k_S(Y, \cdot) | X] = \int_{y \in \mathcal{X}(V)} k_S(\cdot, y) \mathbb{P}_{Y|X}(dy) \quad (11)$$

Note that whilst $\mu_{Y|X=x}^1$ is a single point in $\mathcal{H}_S(V)$, the 1st order conditional KME $\mu_{Y|X}^1$ describes a cloud of points on $\mathcal{H}_S(V)$. Each point in this cloud is indexed by a path $x \in \mathcal{X}(V)$. Equivalently, $\mu_{Y|X}^1$ constitutes a \mathbb{P}_X -measurable, $\mathcal{H}_S(V)$ -valued random variable.

These embeddings allow to extend the applications of conditional KMEs to the case where the random variables are (possibly multidimensional) stochastic processes. In particular one can directly obtain conditional independence criterions for stochastic processes (see Appendix A.1), enabling to deploy standard kernel-based causal learning algorithms [13], as we demonstrate in Sec. 4. Next we describe how in the case of stochastic processes, conditioning on filtrations is an important mathematical operation to model real-world time-evolving systems.

⁸The 1st order KME is the standard KME with the signature kernel k_S .

3.2 Conditioning stochastic processes on their filtrations

Financial markets are examples of complex dynamical systems that evolve under the influence of randomness. An important objective for financial practitioners is to determine how actionable information available up to present could affect the future market trajectories. The task of *conditioning on the past to describe the future* of a stochastic process X can be formulated mathematically by conditioning X on its filtration \mathcal{F}_{X_t} for any time $t \in [0, T]$.

More precisely, consider the 1st order KME of the conditional law $\mathbb{P}_{X|\mathcal{F}_{X_t}}$, which is defined as the following \mathcal{F}_{X_t} -measurable, $\mathcal{H}_S(V)$ -valued random variable

$$\mu_{X|\mathcal{F}_{X_t}}^1 = \mathbb{E}[k_S(X, \cdot) | X_{[0,t]}] = \int_{x \in \mathcal{X}(V)} k_S(\cdot, x) \mathbb{P}_{X|\mathcal{F}_{X_t}}(dx) \quad (12)$$

where $X_{[0,t]}$ denotes the stochastic process X restricted to the sub-interval $[0, t] \subset [0, T]$. By varying the time index t , we can form the following ordered collection of 1st order KMEs

$$\mu_{X|\mathcal{F}_X}^1 = \left(\mu_{X|\mathcal{F}_{X_t}}^1 \right)_{t \in [0, T]} \quad (13)$$

that we term *1st order predictive KME* of the process X . By construction, $\mu_{X|\mathcal{F}_X}^1$ describes a path taking its values in the space of $\mathcal{H}_S(V)$ -valued random variables, in other words it is itself a stochastic process⁹ (see Fig. 1). Hence, the law of $\mu_{X|\mathcal{F}_X}^1$ can itself be embedded via KMEs into a "higher-order RKHS" (see next section), making the full procedure iterable, as we shall discuss next.

We note that for each time t , the random variable $\mu_{X|\mathcal{F}_{X_t}}^1$ in eq. (12) is the Bochner integral of $k_S(\cdot, x)$ with respect to the probability measure $\mathbb{P}_{X|\mathcal{F}_{X_t}}$. Since we assumed that V is a compact set, the path space $\mathcal{X}(V)$ is also compact. Hence, the function $x \mapsto k_S(\cdot, x)$ is continuous, the set $K = \{k_S(\cdot, x) : x \in \mathcal{X}(V)\}$ is compact as continuous image of a compact set, and therefore its Bochner integral $\mu_{X|\mathcal{F}_{X_t}}^1$ takes values in the closed convex hull of K , which is again a compact subset in the RKHS $\mathcal{H}_S(V)$. Consequently the path $t \mapsto \mu_{X|\mathcal{F}_{X_t}}^1$ belongs to a compact subset of $\mathcal{X}(\mathcal{H}_S(V))$, which satisfies the assumptions introduced in Section 2.

3.3 Second order kernel mean embedding and maximum mean discrepancy

The *2nd order KME* is the point in $\mathcal{H}_S(\mathcal{H}_S(V))$ defined as the KME of the 1st order predictive KME

$$\mu_X^2 = \int_{x \in \mathcal{X}(\mathcal{H}_S(V))} k_S(\cdot, x) \mathbb{P}_{\mu_{X|\mathcal{F}_X}^1}(dx) \quad (14)$$

The *2nd order MMD* of X, Y is the norm of the difference in $\mathcal{H}_S(\mathcal{H}_S(V))$ of their 2nd order KMEs,

$$\mathcal{D}_S^2(X, Y) = \|\mu_X^2 - \mu_Y^2\|_{\mathcal{H}_S(\mathcal{H}_S(V))} \quad (15)$$

The next theorem states that the 2nd order MMD of two stochastic processes X, Y is a stronger discrepancy measure than the 1st order MMD.

Theorem 2. *Given two stochastic processes X, Y*

$$\mathcal{D}_S^2(X, Y) = 0 \iff \mathbb{P}_{X|\mathcal{F}_X} = \mathbb{P}_{Y|\mathcal{F}_Y} \quad (16)$$

Furthermore

$$\mathcal{D}_S^2(X, Y) = 0 \implies \mathcal{D}_S^1(X, Y) = 0 \quad (17)$$

but the converse is not generally true.

Proof. All proofs are given in Appendix D. □

Next we make use of Thm. 2 in the context of two-sample hypothesis testing [1, 31] for stochastic processes. In Sec. 4 we will show by means of a numerical example that the 2nd order MMD is able to capture filtration-related information otherwise ignored by the 1st order MMD.

⁹Because $\mathbb{P}_X = \mathbb{P}_{X|\mathcal{F}_{X_T}}$, all the information about the law of X is contained in just the terminal point of the trajectory traced by $\mu_{X|\mathcal{F}_X}^1$ (Fig. 1).

3.4 A filtration-sensitive kernel two-sample test

Suppose we are given m sample paths $\{x^i\}_{i=1}^m \sim X$ and n sample paths $\{y^i\}_{i=1}^n \sim Y$. A classical two-sample test [1] for X, Y tests a null-hypothesis

$$H_0 : \mathbb{P}_X = \mathbb{P}_Y \text{ against the alternative } H_A : \mathbb{P}_X \neq \mathbb{P}_Y \quad (18)$$

The probability of falsely rejecting the null is called the *type I error* (and similarly the probability of falsely accepting the null is called the *type II error*). If the type I error can be bounded from above by a constant α , then we say that the test is of level α . In [31, Sec. 8] it is shown that rejecting the null if $\widehat{\mathcal{D}}_S^1(X, Y)^2 > c_\alpha$ (for some c_α that depends on m, n and α) gives a test of level α , where $\widehat{\mathcal{D}}_S^1(X, Y)$ denotes the classical unbiased estimator of the 1st order MMD [1]. This choice of threshold is conservative and can be improved by using data-dependent bounds such as in permutation tests (we refer to the MMD testing literature for extra details [1, 32, 33]).

However, as discussed in Sec. 3.3 comparing the laws $\mathbb{P}_X, \mathbb{P}_Y$ via the estimator above might be insufficient to capture filtration-related information about X, Y . To overcome this limitation we propose instead to test the null-hypothesis

$$H_0 : \mathbb{P}_{X|\mathcal{F}_X} = \mathbb{P}_{Y|\mathcal{F}_Y} \text{ against the alternative } H_A : \mathbb{P}_{X|\mathcal{F}_X} \neq \mathbb{P}_{Y|\mathcal{F}_Y} \quad (19)$$

Using Thm. 2, one can immediately construct a filtration-sensitive kernel two-sample test for (19) provided one can build an empirical estimator of the 2nd order MMD $\mathcal{D}_S^2(X, Y)$. In the rest of this section we explain how to obtain such an estimator and ultimately show its consistency.

Assuming availability of m sample paths $\{\tilde{x}^i\}_{i=1}^m$ from the stochastic process $\mu_{X|\mathcal{F}_X}^1$ and n sample paths $\{\tilde{y}^i\}_{i=1}^n$ from $\mu_{Y|\mathcal{F}_Y}^1$, an estimator of the squared 2nd order MMD is given by

$$\widehat{\mathcal{D}}_S^2(X, Y)^2 = \frac{1}{m(m-1)} \sum_{\substack{i,j=1 \\ i \neq j}}^m k_S(\tilde{x}^i, \tilde{x}^j) - \frac{2}{mn} \sum_{i,j=1}^{m,n} k_S(\tilde{x}^i, \tilde{y}^j) + \frac{1}{n(n-1)} \sum_{\substack{i,j=1 \\ i \neq j}}^n k_S(\tilde{y}^i, \tilde{y}^j)$$

Computing this estimator boils down to evaluating the signature kernel $k_S(\tilde{x}, \tilde{y})$ on sample paths $\tilde{x} \sim \mu_{X|\mathcal{F}_X}^1$ and $\tilde{y} \sim \mu_{Y|\mathcal{F}_Y}^1$. By Thm. 1, the signature kernel solves the following PDE

$$\frac{\partial^2 u_{\tilde{x}, \tilde{y}}}{\partial s \partial t} = \left(\langle \tilde{x}_{s-\delta}, \tilde{y}_{t-\delta} \rangle_{\mathcal{H}_S(V)} - \langle \tilde{x}_{s-\delta}, \tilde{y}_t \rangle_{\mathcal{H}_S(V)} - \langle \tilde{x}_s, \tilde{y}_{t-\delta} \rangle_{\mathcal{H}_S(V)} + \langle \tilde{x}_s, \tilde{y}_t \rangle_{\mathcal{H}_S(V)} \right) u_{\tilde{x}, \tilde{y}}$$

where the two derivatives in eq. (5) have been approximated by finite difference with time increment δ . It remains to explain how to estimate, for any $s, t \in [0, T]$, the inner product $\langle \tilde{x}_s, \tilde{y}_t \rangle_{\mathcal{H}_S(V)}$ from sample paths of X and Y . This can be achieved using the formalism of *cross-covariance operators* [34] as thoroughly explained in Appendix A, which yields to the following approximation

$$\langle \tilde{x}_s, \tilde{y}_t \rangle_{\mathcal{H}_S(V)} \approx \mathbf{k}_s^{x \top} (\mathbf{K}_{s,s}^{x,x} + m\lambda I_m)^{-1} \mathbf{K}_{T,T}^{x,y} (\mathbf{K}_{t,t}^{y,y} + n\lambda I_n)^{-1} \mathbf{k}_t^y \quad (20)$$

where $\mathbf{k}_s^x \in \mathbb{R}^m, \mathbf{k}_t^y \in \mathbb{R}^n$ are the vectors¹⁰

$$[\mathbf{k}_s^x]_i = k_S(x_{[0,s]}^i, x_{[0,s]}^i), \quad [\mathbf{k}_t^y]_i = k_S(y_{[0,t]}^i, y_{[0,t]}^i)$$

and $\mathbf{K}_{s,s}^{x,x} \in \mathbb{R}^{m \times m}, \mathbf{K}_{T,T}^{x,y} \in \mathbb{R}^{m \times n}, \mathbf{K}_{t,t}^{y,y} \in \mathbb{R}^{n \times n}$ are the matrices

$$[\mathbf{K}_{s,s}^{x,x}]_{i,j} = k_S(x_{[0,s]}^i, x_{[0,s]}^j), \quad [\mathbf{K}_{T,T}^{x,y}]_{i,j} = k_S(x_{[0,T]}^i, y_{[0,T]}^j), \quad [\mathbf{K}_{t,t}^{y,y}]_{i,j} = k_S(y_{[0,t]}^i, y_{[0,t]}^j)$$

and where I_m (resp. I_n) is the $m \times m$ (resp. $n \times n$) identity matrix. The corresponding algorithm and its complexity analysis are provided in Appendix B.

The next theorem ensures that the estimator $\widehat{\mathcal{D}}_S^2(X, Y)$ is consistent for the 2nd order MMD.

Theorem 3. $\widehat{\mathcal{D}}_S^2(X, Y)$ is a consistent estimator for the 2nd order MMD, i.e.

$$|\widehat{\mathcal{D}}_S^2(X, Y) - \mathcal{D}_S^2(X, Y)| \xrightarrow{p} 0 \quad \text{as } m, n \rightarrow \infty \quad (21)$$

with $\{x^i\}_{i=1}^m \sim X, \{y^i\}_{i=1}^n \sim Y$ and where convergence is in probability.

We now iterate the procedure presented so far to define higher order KMEs and MMDs.

¹⁰Here we use the notation $x_{[0,s]}$ to denote the restriction of the path x to the sub-interval $[0, s] \subset [0, T]$.

3.5 Higher order kernel mean embeddings and maximum mean discrepancies

One can iterate the procedure described in Sec. 3.3 and recursively define, for any $n \in \mathbb{N}_{>1}$, the n^{th} order KME of X as the following point in $\mathcal{H}_S^n(V)$

$$\mu_X^n = \int_{x \in \mathcal{X}(\mathcal{H}_S^{n-1}(V))} k_S(\cdot, x) \mathbb{P}_{\mu_{X|\mathcal{F}_X}^{n-1}}(dx) \quad (22)$$

where $\mu_{X|\mathcal{F}_X}^{n-1}$ is the $(n-1)^{\text{st}}$ predictive KME of X and

$$\mathcal{H}_S^n(V) = \underbrace{\mathcal{H}_S(\mathcal{H}_S(\dots \mathcal{H}_S(V) \dots))}_{n \text{ times}} \quad (23)$$

The associated n^{th} order MMD between two processes X, Y is then defined as the norm of the difference in $\mathcal{H}_S^n(V)$ of the two n^{th} order KMEs

$$\mathcal{D}_S^n(X, Y) = \|\mu_X^n - \mu_Y^n\|_{\mathcal{H}_S^n(V)} \quad (24)$$

The following result generalizes Thm. 2 in that it shows that the n^{th} order MMD is a stronger (i.e. finer) discrepancy measure than all the k^{th} order MMDs of lower order $1 < k < n$.

Theorem 4. *Given two stochastic processes X, Y*

$$\mathcal{D}_S^n(X, Y) = 0 \implies \mathcal{D}_S^k(X, Y) = 0 \quad \text{for any } 1 < k < n \quad (25)$$

but the converse is not generally true.

Other than hypothesis testing, another important application relying on the ability of distinguishing random variables is *distribution regression* (DR) [5]. In the next section we make use of the n^{th} order MMD in the setting of DR on path-valued random variables presented in [6] and propose a family of kernels on stochastic processes whose RKHSs contains richer classes of functions than the RKHS associated to the universal kernel proposed in [6].

We note that since V is a Polish space (i.e., a separable, complete metric space) and the signature maps is continuous, in view of [35, Lemma 4.33] one can easily check that all RKHSs appearing in the present paper are separable Hilbert spaces by an induction argument and therefore all regular conditional distributions are well-defined.

3.6 Higher order distribution regression

DR on stochastic processes describes the supervised learning problem where the input is a collection of sample paths and the output is a vector of scalars [6]. Denote by $\mathcal{P}(\mathcal{X}(V))$ the set of stochastic processes with sample paths on $\mathcal{X}(V)$. Following the setup in [6], the goal is to learn a function $F : \mathcal{P}(\mathcal{X}(V)) \rightarrow \mathbb{R}$ from a training set of input-output pairs $\{(X_i, y_i)\}$ with $X_i \in \mathcal{P}(\mathcal{X}(V))$ and $y_i \in \mathbb{R}$, by means of a classical two-step procedure [16, 17, 18].

Firstly, a stochastic process $X \in \mathcal{P}(\mathcal{X}(V))$ is embedded into its KME $\mu_X^1 \in \mathcal{H}_S(V)$ via the signature kernel k_S . Secondly, another function $G : \mathcal{H}_S(V) \rightarrow \mathbb{R}$ is learnt by solving the minimization $\arg \min_{G \in \mathcal{H}_{\text{RBF}}} \sum_i \mathcal{L}(g(\mu_{X_i}^1), y_i)$, where \mathcal{L} is a loss function, and \mathcal{H}_{RBF} is the RKHS associated to the classical Gaussian kernel $k_{\text{RBF}} : \mathcal{H}_S(V) \times \mathcal{H}_S(V) \rightarrow \mathbb{R}$. This procedure materialises into a kernel on stochastic processes whose RKHS is shown to be dense in the space of functions $F : \mathcal{P}(\mathcal{X}(V)) \rightarrow \mathbb{R}$ that are continuous with respect to the weak topology [6, Thm. 3.3].

However, a class of approximators that is universal with respect to some topology is not guaranteed to well approximate functions that are discontinuous with respect to that topology (but potentially continuous with respect to a finer topology). For example, financial practitioners are often interested in calibrating financial models to market data or pricing financial instruments from observations of market dynamics. These tasks can be formulated as DR problems on stochastic processes (see experiments in Sec. 4.2), but the resulting learnable functions are discontinuous with respect to the 1st order MMD whilst being continuous with respect to the 2nd order MMD [27]. This motivates the need to extend the kernel-based DR technique proposed in [6] to situations where the target functions are not weakly continuous, which is what Thm. 5 addresses. A function $f : \mathbb{R} \rightarrow \mathbb{R}$ is called *globally analytic with non-negative coefficients* if admits everywhere a Taylor expansion where all the coefficients are strictly positive, i.e. for any $x \in \mathbb{R}$ we have $f(x) = \sum_{i=0}^{\infty} a_i x^i$ with $a_i > 0$.

Theorem 5. Let $f : \mathbb{R} \rightarrow \mathbb{R}$ be a globally analytic function with non-negative coefficients. Define the family of kernels $K_S^n : \mathcal{P}(\mathcal{X}(V)) \times \mathcal{P}(\mathcal{X}(\mathbb{R}^d)) \rightarrow \mathbb{R}$ as follows

$$K_S^n(X, Y) = f(\mathcal{D}_S^n(X, Y)), \quad n \in \mathbb{N}_{\geq 1} \quad (26)$$

Then the RKHS associated to K_S^n is dense in the space of functions from $\mathcal{P}(\mathcal{X}(\mathbb{R}^d))$ to \mathbb{R} which are continuous with respect to the k^{th} order MMD for any $1 < k \leq n$.

In Sec. 4 we will take $f(x) = \exp(-x^2/\sigma)$ with $\sigma > 0$. This result marks the end of our analysis. Next we apply our theoretical results in the contexts of two-sample testing, DR and causal inference.

4 Applications

Here we demonstrate the practical advantage of using 2nd order kernel mean embeddings, and evaluate the conditional kernel mean embedding for stochastic processes on a causal discovery task. Additional experimental details can be found in Appendix C and the code is available at <https://github.com/maud13116/higherOrderKME>.

4.1 Hypothesis testing on filtrations

We start by considering two processes X^n and X with transition probabilities depicted in Fig. 2. Although the laws \mathbb{P}_n and \mathbb{P} get arbitrarily close for large n , their filtrations are very different. Indeed, the two processes have different information structures available before time $t = 1$. Indeed, for any $0 < t \leq 1$, the trajectory of X^n is deterministic, whilst the progression of X remains random until $t = 1$. Being able to distinguish two such stochastic processes is crucial in quantitative finance: if

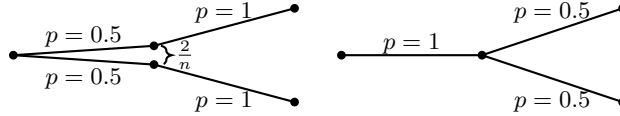


Figure 2: The supports of \mathbb{P}_n (left) and \mathbb{P} (right).

\mathbb{P}_n and \mathbb{P} are the laws of two traded assets, \mathbb{P}_n gives an arbitrage opportunity. As shown in Fig. 3, the 2nd order MMD can distinguish these two processes with similar laws ($n = 5 \cdot 10^5$) but different filtrations, while the 1st order MMD fails to do so.

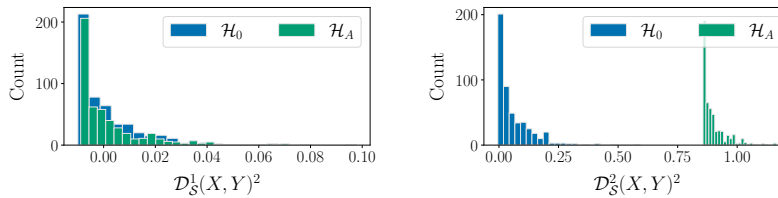


Figure 3: *Left:* Empirical distribution of the 1st order MMD. Under \mathcal{H}_0 the two measures are both equal to \mathbb{P} and we use 500 samples from each. Under \mathcal{H}_A with \mathbb{P} and \mathbb{P}_n where $n = 5 \cdot 10^5$, and we use 500 samples. *Right:* Same for the 2nd order MMD. Histograms are obtained by computing 500 independent instances of the MMD.

4.2 Applications of higher order distribution regression to quantitative finance

In this section we use kernel Ridge regression and support vector machine (SVM) classification equipped with the kernel K_S^2 from Thm. 5 to address two real-world problems arising in quantitative finance, notably the calibration of the *rough Bergomi model* [36] and the pricing of *American options* [37]. We benchmark our filtration-sensitive kernel K_S^2 against a range of kernels, including K_S^1 .

The rough Bergomi model is a rough volatility model [38] satisfying the following stochastic dynamics

$$dS_t = \sqrt{V_t} S_t dW_t, \quad V_t = \int_0^t K(s, t) dZ_s, \quad Z_t = \rho W_t + \sqrt{1 - \rho^2} W'_t \quad (27)$$

where W, W' are two independent Brownian motions and $K(s, t) = (t - s)^{h-0.5}$ where here we take $h = 0.2$. The model in eq. (27) is non-Markovian in the sense that the conditional law of $S \mid \mathcal{F}_{S_t}$ depends pathwise on the past history of the process. Of particular importance is the correct retrieval of the sign of the correlation parameter ρ [39]. We consider 50 parameter values $\{\rho_i\}_{i=1}^{50}$ chosen uniformly at random from $[-1, 1]$. Each ρ_i is regressed on a collection of $m = 200$ sample trajectories. We use an SVM classifier endowed with different kernels (Table 1).

One of the most studied optimal stopping problems is the pricing of an American option with a non-negative payoff function $g : \mathbb{R}^d \rightarrow \mathbb{R}$. Stock prices are assumed to follow a d -dimensional stochastic process X . The price of the corresponding option is the solution of the optimal stopping problem $\sup_{\tau} \mathbb{E}[g(X_{\tau}) \mid X_0]$, where the supremum is taken over stopping times τ . Despite significant advances, pricing American options remains one of the most computationally challenging

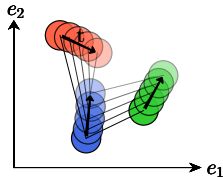
Table 1: Quantitative finance examples. Average performances with standard errors in parenthesis.

Kernel	Rough Bergomi model calibration (Acc.)	American option pricing (MSE $\times 10^{-3}$)
RBF	87% (5%)	1.07 (0.75)
Matérn	87% (3%)	2.75 (3.05)
K_S^1	91% (3%)	0.90 (0.34)
K_S^2	93% (3%)	0.52 (0.07)

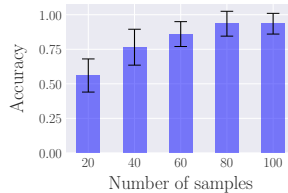
problems in financial optimization, in particular when the underlying process X is non-Markovian. This is the setting we consider, modelling stock prices as sample paths from fractional Brownian motion (fBm) [40] with different Hurst exponents $h \in (0, 1)$. True target prices are obtained via expensive Monte Carlo simulations [41]. We consider 25 values of $\{h_i\}_{i=1}^{25}$ sampled uniformly at random in $[0.2, 0.8]$ and use 500 samples from each fBm. As shown in Table 1 our kernel K_S^2 yields the best results on both tasks (rough Bergomi model calibration and American option pricing), systematically outperforming other classical kernels as well as the kernel K_S^1 introduced in [6].

4.3 Inferring causal graph for interacting bodies

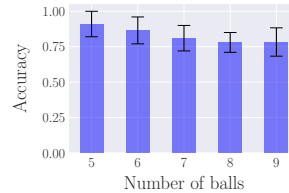
Finally, we consider the task of recovering the causal relationships between interacting bodies solely from observations of their multidimensional trajectories. We employ the multi-body interaction simulator from [42] in order to simulate an environment where N balls are connected by invisible physical relations (e.g. a spring) and describe 2D trajectories (see Fig. 4a with $N = 3$ and 2 springs). At the beginning of a simulated episode, the initial positions of the balls are generated at random, and during the episode, the balls are subject to forces with random intensity and direction. By simulating m episodes we end up with m sample trajectories for each of the N balls. We use the kPC algorithm [13]—which relies on conditional independence testing—with the signature kernel and evaluate its ability to recover whether any two balls are connected or not. We vary m and N and report the results in Figs. 4b and 4c. Each experiment is run 15 times, 30% of the runs are used to chose the hyperparameters, and the reported results have been obtained on the remaining runs. We note that for finite datasets conditional independence testing is hard without additional assumptions, as discussed in [43, 44].



(a) 3 interacting balls describing trajectories in the 2D plane over time.



(b) Accuracy on binary classification of edges with a varying number of sample episodes (5 balls)



(c) Accuracy on binary classification of edges with a varying number of balls (100 samples)

5 Conclusion

In this paper, we introduced a family of higher order KMEs by conditioning a stochastic process on its filtration, generalizing the classical notion of KME. We derived an empirical estimator for the 2nd order MMD and proved its consistency. We then proposed a filtration-sensitive kernel two-sample test and showed with simulations its ability to capture information that gets missed by the standard MMD test. In addition, we constructed a family of universal kernels on stochastic processes that allows to solve real-world calibration and optimal stopping problems in quantitative finance via Ridge regression. Finally, we designed a causal-discovery algorithm using conditional independence tests to recover the causal graph of structural dependencies among interacting bodies solely from observations of their multidimensional trajectories.

6 Future work

Regarding the choice of kernel hyperparameters, in the setting of two-sample tests, we can use various hyperparameter selection methods which have been proposed in the kernel literature, including approaches aiming at maximizing the test power using the signal-to-noise-ratio as an objective [45, 46, 47]. In the distribution regression setting, we made use of a cross validation approach. Developing hyperparameter tuning methodologies for higher order KMEs is an interesting future work direction and we will note that [48, 49] are certainly a good starting point for such an investigation.

Higher order KMEs have the potential to be used beyond two-sample tests and distribution regression. For example [6] recently investigated the use of the 1st order MMD to derive an approximate Bayesian computation (ABC) algorithm for irregular time series. Another idea that is currently being investigated is using higher order MMDs as discriminators in autoregressive generative models for time series, where conditioning the future trajectories on past observations is key.

We conclude with a theoretical remark. All paths considered in the present paper are piecewise linear. Consequently, all sample paths from higher order predictive KMEs are also piecewise linear and their KMEs are well defined. Such a nice property will not hold anymore if one considered more generic continuous sample paths, because such regularity of sample paths from the corresponding higher order predictive KMEs might break as noted in [29, Remark 1]. The study of how the regularity changes by taking higher order kernel mean embeddings is an interesting direction for future work.

Acknowledgments and Disclosure of Funding

ML and CS were respectively supported by the EPSRC grants EP/L016710/1 and EP/R513295/1. TD acknowledges support from EPSRC (EP/T004134/1), UKRI Turing AI Fellowship (EP/V02678X/1), and the Lloyd’s Register Foundation programme on Data Centric Engineering through the London Air Quality project. ML, CS and TL were supported by the Alan Turing Institute under the EPSRC grant EP/N510129/1 and DataSig under the grant EP/S026347/1.

References

- [1] Arthur Gretton, Karsten M Borgwardt, Malte J Rasch, Bernhard Schölkopf, and Alexander Smola. A kernel two-sample test. *The Journal of Machine Learning Research*, 13(1):723–773, 2012.
- [2] Kun Zhang, Jonas Peters, Dominik Janzing, and Bernhard Schölkopf. Kernel-based conditional independence test and application in causal discovery. *arXiv preprint arXiv:1202.3775*, 2012.
- [3] Bernhard Schölkopf, Alexander J Smola, Francis Bach, et al. *Learning with kernels: support vector machines, regularization, optimization, and beyond*. MIT press, 2002.
- [4] Thomas Hofmann, Bernhard Schölkopf, and Alexander J Smola. Kernel methods in machine learning. *The annals of statistics*, pages 1171–1220, 2008.
- [5] Zoltán Szabó, Bharath K Sriperumbudur, Barnabás Póczos, and Arthur Gretton. Learning theory for distribution regression. *The Journal of Machine Learning Research*, 17(1):5272–5311, 2016.

- [6] Maud Lemerrier, Cristopher Salvi, Theodoros Damoulas, Edwin Bonilla, and Terry Lyons. Distribution regression for sequential data. In *International Conference on Artificial Intelligence and Statistics*, pages 3754–3762. PMLR, 2021.
- [7] Le Song, Kenji Fukumizu, and Arthur Gretton. Kernel embeddings of conditional distributions: A unified kernel framework for nonparametric inference in graphical models. *IEEE Signal Processing Magazine*, 30(4):98–111, 2013.
- [8] Le Song, Arthur Gretton, and Carlos Guestrin. Nonparametric tree graphical models. In *Proceedings of the Thirteenth International Conference on Artificial Intelligence and Statistics*, pages 765–772. JMLR Workshop and Conference Proceedings, 2010.
- [9] Kenji Fukumizu, Le Song, and Arthur Gretton. Kernel bayes’ rule: Bayesian inference with positive definite kernels. *The Journal of Machine Learning Research*, 14(1):3753–3783, 2013.
- [10] Le Song, Jonathan Huang, Alex Smola, and Kenji Fukumizu. Hilbert space embeddings of conditional distributions with applications to dynamical systems. In *Proceedings of the 26th Annual International Conference on Machine Learning*, pages 961–968, 2009.
- [11] Jovana Mitrovic, Dino Sejdinovic, and Yee Whye Teh. Causal inference via kernel deviance measures. *arXiv preprint arXiv:1804.04622*, 2018.
- [12] Robert E Tillman, Arthur Gretton, and Peter Spirtes. Nonlinear directed acyclic structure learning with weakly additive noise models. In *NIPS*, pages 1847–1855, 2009.
- [13] Xiaohai Sun, Dominik Janzing, Bernhard Schölkopf, and Kenji Fukumizu. A kernel-based causal learning algorithm. In *Proceedings of the 24th international conference on Machine learning*, pages 855–862, 2007.
- [14] Kenji Fukumizu, Arthur Gretton, Xiaohai Sun, and Bernhard Schölkopf. Kernel measures of conditional dependence. In *NIPS*, volume 20, pages 489–496, 2007.
- [15] Junhyung Park and Krikamol Muandet. A measure-theoretic approach to kernel conditional mean embeddings. *Advances in Neural Information Processing Systems*, 33, 2020.
- [16] Ho Chung Leon Law, Dougal Sutherland, Dino Sejdinovic, and Seth Flaxman. Bayesian approaches to distribution regression. In *International Conference on Artificial Intelligence and Statistics*, pages 1167–1176. PMLR, 2018.
- [17] Krikamol Muandet, Kenji Fukumizu, Francesco Dinuzzo, and Bernhard Schölkopf. Learning from distributions via support measure machines. In *Advances in neural information processing systems*, pages 10–18, 2012.
- [18] Alex Smola, Arthur Gretton, Le Song, and Bernhard Schölkopf. A hilbert space embedding for distributions. In *International Conference on Algorithmic Learning Theory*, pages 13–31. Springer, 2007.
- [19] Terry Lyons. Rough paths, signatures and the modelling of functions on streams. *Proceedings of the International Congress of Mathematicians, Korea*, 2014.
- [20] Patric Bonnier, Patrick Kidger, I Perez Arribas, Cristopher Salvi, and Terry Lyons. Deep signature transforms. *Advances in Neural Information Processing Systems*, 2019.
- [21] Franz J Király and Harald Oberhauser. Kernels for sequentially ordered data. *Journal of Machine Learning Research*, 20(31):1–45, 2019.
- [22] Thomas Cass, Terry Lyons, Cristopher Salvi, and Weixin Yang. The signature kernel is the solution of a goursat pde. *arXiv preprint arXiv:2006.14794*, 2020.
- [23] D. J. Aldous. Weak convergence and general theory of processes. *Unpublished draft of monograph*, 1981.
- [24] G. C. Pflug and A. Pichler. A distance for multistage stochastic optimization models. *SIAM J. Optim.*, 22(1):1–23, 2012.

- [25] J Backhoff-Veraguas, D Bartl, M Beiglböck, and J Wiesel. Estimating processes in adapted wasserstein distance. *Annals of applied probability*, 2021.
- [26] D. Hoover and J. Keisler. Adapted probability distributions. *Trans. Amer. Math. Soc.*, 1984.
- [27] J Backhoff-Veraguas, D Bartl, M Beiglböck, and M Eder. Adapted wasserstein distances and stability in mathematical finance. *Finance and Stochastics*, 2019.
- [28] Julio Backhoff-Veraguas, Daniel Bartl, Mathias Beiglböck, and Manu Eder. All adapted topologies are equal. *Probability Theory and Related Fields*, 178(3):1125–1172, 2020.
- [29] Patric Bonnier, Chong Liu, and Harald Oberhauser. Adapted topologies and higher rank signatures. *arXiv preprint arXiv:2005.08897*, 2020.
- [30] Terry J Lyons. Differential equations driven by rough signals. *Revista Matemática Iberoamericana*, 14(2):215–310, 1998.
- [31] Ilya Chevyrev and Harald Oberhauser. Signature moments to characterize laws of stochastic processes. *arXiv preprint arXiv:1810.10971*, 2018.
- [32] Bharath K Sriperumbudur, Arthur Gretton, Kenji Fukumizu, Bernhard Schölkopf, and Gert RG Lanckriet. Hilbert space embeddings and metrics on probability measures. *The Journal of Machine Learning Research*, 11:1517–1561, 2010.
- [33] Dino Sejdinovic, Bharath Sriperumbudur, Arthur Gretton, and Kenji Fukumizu. Equivalence of distance-based and rkhs-based statistics in hypothesis testing. *The Annals of Statistics*, pages 2263–2291, 2013.
- [34] Krikamol Muandet, Kenji Fukumizu, Bharath Sriperumbudur, and Bernhard Schölkopf. Kernel mean embedding of distributions: A review and beyond. *arXiv preprint arXiv:1605.09522*, 2016.
- [35] Andreas Christmann and Ingo Steinwart. *Support Vector Machines*. Springer verlag, 2008.
- [36] Christian Bayer, Peter Friz, and Jim Gatheral. Pricing under rough volatility. *Quantitative Finance*, 16(6):887–904, 2016.
- [37] H Buehler, L Gonon, J Teichmann, and B Wood. Deep hedging. *Quantitative Finance*, 19(8):1271–1291, 2019.
- [38] Jim Gatheral, Thibault Jaisson, and Mathieu Rosenbaum. Volatility is rough. *Quantitative Finance*, 18(6):933–949, 2018.
- [39] Paul Gassiat et al. On the martingale property in the rough bergomi model. *Electronic Communications in Probability*, 24, 2019.
- [40] Tyrone E Duncan, Yaozhong Hu, and Bozenna Pasik-Duncan. Stochastic calculus for fractional brownian motion i. theory. *SIAM Journal on Control and Optimization*, 38(2):582–612, 2000.
- [41] Francis A Longstaff and Eduardo S Schwartz. Valuing american options by simulation: a simple least-squares approach. *The review of financial studies*, 14(1):113–147, 2001.
- [42] Yunzhu Li, Antonio Torralba, Anima Anandkumar, Dieter Fox, and Animesh Garg. Causal discovery in physical systems from videos. *Advances in Neural Information Processing Systems*, 33, 2020.
- [43] Rajen D Shah and Jonas Peters. The hardness of conditional independence testing and the generalised covariance measure. *The Annals of Statistics*, 48(3):1514–1538, 2020.
- [44] Anton Rask Lundborg, Rajen D Shah, and Jonas Peters. Conditional independence testing in hilbert spaces with applications to functional data analysis. *arXiv preprint arXiv:2101.07108*, 2021.

- [45] Arthur Gretton, Dino Sejdinovic, Heiko Strathmann, Sivaraman Balakrishnan, Massimiliano Pontil, Kenji Fukumizu, and Bharath K Sriperumbudur. Optimal kernel choice for large-scale two-sample tests. In *Advances in neural information processing systems*, pages 1205–1213. Citeseer, 2012.
- [46] Danica J. Sutherland, Hsiao-Yu Tung, Heiko Strathmann, Soumyajit De, Aaditya Ramdas, Alexander J. Smola, and Arthur Gretton. Generative models and model criticism via optimized maximum mean discrepancy. In *5th International Conference on Learning Representations, ICLR, 2017*.
- [47] Feng Liu, Wenkai Xu, Jie Lu, Guangquan Zhang, Arthur Gretton, and Danica J Sutherland. Learning deep kernels for non-parametric two-sample tests. In *International Conference on Machine Learning*, pages 6316–6326. PMLR, 2020.
- [48] Seth Flaxman, Dino Sejdinovic, John P Cunningham, and Sarah Filippi. Bayesian learning of kernel embeddings. In *Proceedings of the Thirty-Second Conference on Uncertainty in Artificial Intelligence*, pages 182–191, 2016.
- [49] Kelvin Hsu, Richard Nock, and Fabio Ramos. Hyperparameter learning for conditional kernel mean embeddings with rademacher complexity bounds. In *Joint European Conference on Machine Learning and Knowledge Discovery in Databases*, pages 227–242. Springer, 2018.
- [50] Kenji Fukumizu, Francis R Bach, and Michael I Jordan. Dimensionality reduction for supervised learning with reproducing kernel hilbert spaces. *Journal of Machine Learning Research*, 5(Jan):73–99, 2004.
- [51] Calypso Herrera, Florian Krach, Pierre Ruysen, and Josef Teichmann. Optimal stopping via randomized neural networks. *arXiv preprint arXiv:2104.13669*, 2021.
- [52] Sebastian Becker, Patrick Cheridito, and Arnulf Jentzen. Deep optimal stopping. *Journal of Machine Learning Research*, 20:74, 2019.
- [53] Peter Spirtes, Clark N Glymour, Richard Scheines, and David Heckerman. *Causation, prediction, and search*. MIT press, 2000.
- [54] J Park and K Muandet. Regularised least-squares regression with infinite-dimensional output space. *arXiv preprint arXiv:2010.10973*, 2021.
- [55] Andreas Christmann and Ingo Steinwart. Universal kernels on non-standard input spaces. In *Advances in neural information processing systems*, pages 406–414, 2010.
- [56] Charles Walkden. Ergodic theory. *Lecture Notes University of Manchester*, 2014.

Appendix

This Appendix is organised as follows: A) using the formalism of cross-covariance operators we define an Hilbert-Schmidt conditional independence criterion for stochastic processes, and provide further details on the construction of the estimator for the 2nd order MMD; B) we outline algorithms and their complexities for computing higher order MMDs; C) we provide further experimental details; D) we prove the theorems from the main paper.

A Cross-covariance operators

Covariance and cross-covariance operators on RKHSs are important concepts for modern applications of conditional KMEs [10, 50]. In this section we will use this formalism (adapted to the case of path-valued random variables) to firstly derive a criterion for conditional independence of stochastic processes and secondly provide more details on the derivation of our estimator of the 2nd order MMD.

Let $X, Y \in \mathcal{P}(\mathcal{X}(V))$ be two stochastic processes and their joint process $(X, Y) \in \mathcal{P}(\mathcal{X}(V \oplus V))$. Define the *cross-covariance operator* $\mathcal{C}_{Y,X}$ as the following point in the tensor product of RKHSs $\mathcal{H}_S(V) \otimes \mathcal{H}_S(V)$

$$\mathcal{C}_{Y,X} = \mathbb{E}_{(X,Y)}[k_S(\cdot, Y) \otimes k_S(X, \cdot)] \quad (28)$$

or equivalently as the *Hilbert-Schmidt operator* $\mathcal{C}_{Y,X} : \mathcal{H}_S(V) \rightarrow \mathcal{H}_S(V)$ defined for any function $f \in \mathcal{H}_S(V)$ as follows

$$\mathcal{C}_{Y,X}(f)(\cdot) = \int_{(x,y) \in \mathcal{X}(V \oplus V)} k_S(\cdot, y) f(x) \mathbb{P}_{(X,Y)}(d(x, y)) \quad (29)$$

The equivalence between tensor product of RKHSs and Hilbert-Schmidt operators is given by the isomorphism $\Phi : \mathcal{H}_S(V) \otimes \mathcal{H}_S(V) \rightarrow \text{HS}(\mathcal{H}_S(V), \mathcal{H}_S(V))$ defined as follows

$$\Phi_S \left(\sum_{\mathbf{k}, \mathbf{k}'} \alpha_{\mathbf{k}, \mathbf{k}'} \mathcal{S}^{(\mathbf{k})} \otimes \mathcal{S}^{(\mathbf{k}')} \right) = \sum_{\mathbf{k}, \mathbf{k}'} \alpha_{\mathbf{k}, \mathbf{k}'} \left\langle \cdot, \mathcal{S}^{(\mathbf{k})} \right\rangle_{\mathcal{H}_S(V)} \mathcal{S}^{(\mathbf{k}')} \quad (30)$$

where $\mathcal{S}^{(\mathbf{k})}$ denotes the \mathbf{k}^{th} element of an orthogonal basis of $\mathcal{H}_S(V)$ and $\text{HS}(\mathcal{H}_S(V), \mathcal{H}_S(V))$ is the space of Hilbert-Schmidt operators from $\mathcal{H}_S(V)$ to itself. An example of such basis is given by the *signature basis* defined for any path $x \in \mathcal{X}(V)$ and any coordinate $\mathbf{k} = (k_1, \dots, k_j)$ as

$$\mathcal{S}^{\mathbf{k}}(x) = \int_{0 < s_1 < \dots < s_j < T} \dots \int dx_{s_1}^{(k_1)} \dots dx_{s_j}^{(k_j)} \quad (31)$$

The centered version $\tilde{\mathcal{C}}_{Y,X} \in \mathcal{H}_S(V) \otimes \mathcal{H}_S(V)$ of the operator $\mathcal{C}_{Y,X}$ is defined as

$$\tilde{\mathcal{C}}_{Y,X} = \mathcal{C}_{Y,X} - \mu_X^1 \otimes \mu_Y^1 \quad (32)$$

Similarly let $\mathcal{C}_{X,X} \in \mathcal{H}_S(V) \otimes \mathcal{H}_S(V)$ be the following covariance operator

$$\mathcal{C}_{X,X} = \mathbb{E}_X[k_S(X, \cdot) \otimes k_S(X, \cdot)] \quad (33)$$

or equivalently $\mathcal{C}_{X,X} \in \text{HS}(\mathcal{H}_S(V), \mathcal{H}_S(V))$

$$\mathcal{C}_{X,X}(f)(\cdot) = \int_{x \in \mathcal{X}(V)} k_S(\cdot, x) f(x) \mathbb{P}_X(dx) \quad (34)$$

Under the assumption that for any $f \in \mathcal{H}_S(V)$ the function $x \mapsto \mu_{f(Y)|X=x}^1$ from $\mathcal{X}(V)$ to \mathbb{R} is in $\mathcal{H}_S(V)$, the authors in [10, 50] showed that

$$\mu_{Y|X}^1 = \mathcal{C}_{Y,X} \mathcal{C}_{X,X}^{-1} \quad (35)$$

However, this assumption might not hold in general [10, 50]. This technical issue can be circumvented by resorting to a regularized version of eq. (35): this yields to

$$\mu_{Y|X}^1 \approx \mathcal{C}_{Y,X} (\mathcal{C}_{X,X} + \lambda I_{\mathcal{H}_S(V)})^{-1}, \quad \lambda > 0 \quad (36)$$

where $I_{\mathcal{H}_S(V)}$ is the identity map from $\mathcal{H}_S(V)$ to itself. Under some mild conditions the empirical estimator of eq. (36) is equal to the empirical estimator of eq. (35) [9, Thm. 8]. In particular, one has

$$\hat{\mu}_{Y|X=x}^1 = \mathbf{k}^{x\top} (\mathbf{K}^{x,x} + m\lambda I_m)^{-1} \mathbf{k}^y(\cdot) \quad (37)$$

based on sample paths $\{(x^i, y^i)\}_{i=1}^m$ from the joint (X, Y) where \mathbf{k}^x , $\mathbf{K}^{x,x}$ and $\mathbf{k}^y(\cdot)$ are such that

$$[\mathbf{k}^x]_i = k_S(x^i, x) \quad [\mathbf{K}^{x,x}]_{i,j} = k_S(x^i, x^j) \quad \mathbf{k}^y(\cdot) = [k_S(y_1, \cdot), \dots, k_S(y_m, \cdot)]^\top$$

Cross-covariance operators have been used to define kernel-based measures of conditional dependence, as we shall discuss in the next section.

A.1 Hilbert-Schmidt Conditional Independence Criterion for stochastic processes

Multiple measures of conditional dependence have been proposed in the literature [12, 13, 14]. In this section, we follow [12] to define a nonparametric conditional dependence measure for stochastic processes, based on the *conditional cross-covariance operator* $\tilde{\mathcal{C}}_{Y,X|Z} : \mathcal{H}_S(V) \rightarrow \mathcal{H}_S(V)$,

$$\tilde{\mathcal{C}}_{Y,X|Z} = \tilde{\mathcal{C}}_{Y,X} - \tilde{\mathcal{C}}_{Y,Z} \tilde{\mathcal{C}}_{Z,Z}^{-1} \tilde{\mathcal{C}}_{Z,X} \quad (38)$$

The squared Hilbert-Schmidt norm $H_{YX|Z} := \|\tilde{\mathcal{C}}_{(Y,Z),X|Z}\|_{\text{HS}}^2$ can be used as measure of conditional dependence of stochastic processes. Since the signature kernel k_S is characteristic, it follows that $X \perp\!\!\!\perp Y | Z \iff H_{YX|Z} = 0$ [12].

Given m sample paths $\{(x_i, y_i, z_i)\}_{i=1}^m$ from the joint distribution of (X, Y, Z) , let K^x , K^y and K^z be the Gram matrices with entries,

$$[K^x]_{i,j} = k_S(x_i, x_j) \quad [K^y]_{i,j} = k_S(y_i, y_j) \quad [K^z]_{i,j} = k_S(z_i, z_j)$$

An empirical estimator of the kernel conditional dependence measure $H_{YX|Z}$ is then given by,

$$\hat{H}_{YX|Z} = \frac{1}{m^2} \left\{ \text{tr}(\tilde{K}^x \tilde{K}^y) - 2\text{tr}(\tilde{K}^x \tilde{K}^z (\tilde{K}_\epsilon^z)^{-2} \tilde{K}^z \tilde{K}^y) + \text{tr}(\tilde{K}^x \tilde{K}^z (\tilde{K}_\epsilon^z)^{-2} \tilde{K}^z \tilde{K}^y \tilde{K}^z (\tilde{K}_\epsilon^z)^{-2} \tilde{K}^z) \right\}$$

where $\tilde{K}_\epsilon^z = \tilde{K}^z + \epsilon I_m$ and $\tilde{K}^x, \tilde{K}^y, \tilde{K}^z$ are the centered versions of the matrices K^x, K^y and K^z ,

$$\tilde{K}^x = H K^x H \quad \tilde{K}^y = H K^y H \quad \tilde{K}^z = H K^z H$$

with $H = I_m - m^{-1} \mathbf{1}_m$ and $\mathbf{1}_m$ the $m \times m$ matrix with all entries set to 1. This estimator can be used as a test statistic for testing whether X and Y are independent given Z . However, it is not known how to analytically compute the null distribution of the test statistic, and permutation tests are typically used. In Sec. 4.3 we use this measure of conditional dependence as part of the kPC algorithm to infer causal relationships between multidimensional stochastic processes. We provide more details in Appendix C.

A.2 Construction of the estimator for the second order MMD \mathcal{D}_S^2

As discussed in the main paper, the estimation of the 2nd order MMD, required the ability to compute inner products of the form $\langle \tilde{x}_s, \tilde{y}_t \rangle$ in $\mathcal{H}_S(V)$. Here, we provide more details on the approximation that we have used in eq. (20), also restated below,

$$\langle \tilde{x}_s, \tilde{y}_t \rangle_{\mathcal{H}_S(V)} \approx \mathbf{k}_s^{x\top} (\mathbf{K}_{s,s}^{x,x} + m\lambda I_m)^{-1} \mathbf{K}_{T,T}^{x,y} (\mathbf{K}_{t,t}^{y,y} + n\lambda I_n)^{-1} \mathbf{k}_t^y$$

where \tilde{x} and \tilde{y} are sample paths from the processes $\mu_{X|\mathcal{F}_X}^1$ and $\mu_{Y|\mathcal{F}_Y}^1$ respectively. In particular,

$$\tilde{x}_s = \mu_{X|x[0,s]}^1 \quad \text{and} \quad \tilde{y}_t = \mu_{Y|y[0,t]}^1$$

As discussed at the beginning of this section, their empirical estimators are constructed from m samples $\{x^i\}_{i=1}^m$ from X and n samples $\{y^j\}_{j=1}^n$ from Y respectively

$$\tilde{x}_s \approx \mathbf{k}_s^{x\top} (\mathbf{K}_{s,s}^{x,x} + m\lambda I_m)^{-1} \mathbf{k}^x(\cdot) \quad \text{and} \quad \tilde{y}_t \approx \mathbf{k}_t^{y\top} (\mathbf{K}_{t,t}^{y,y} + n\lambda I_n)^{-1} \mathbf{k}^y(\cdot)$$

where \mathbf{k}_s^x , $\mathbf{K}_{s,s}^{x,x}$, $\mathbf{k}^x(\cdot)$ and \mathbf{k}_t^y , $\mathbf{K}_{t,t}^{y,y}$ and $\mathbf{k}^y(\cdot)$ are defined by,

$$\begin{aligned} [\mathbf{k}_s^x]_i &= k_S(x_{[0,s]}^i, x_{[0,s]}) & [\mathbf{K}_{s,s}^{x,x}]_{i,j} &= k_S(x_{[0,s]}^i, x_{[0,s]}^j) & \mathbf{k}^x(\cdot) &= [k_S(x_1, \cdot), \dots, k_S(x_m, \cdot)]^\top \\ [\mathbf{k}_t^y]_i &= k_S(y_{[0,t]}^i, y_{[0,t]}) & [\mathbf{K}_{t,t}^{y,y}]_{i,j} &= k_S(y_{[0,t]}^i, y_{[0,t]}^j) & \mathbf{k}^y(\cdot) &= [k_S(y_1, \cdot), \dots, k_S(y_n, \cdot)]^\top \end{aligned}$$

Alternatively, we can write $\tilde{x}_s \approx \sum_{i=1}^m \alpha_i k_S(x^i, \cdot)$ with $\alpha = (\mathbf{K}_{s,s}^{x,x} + m\lambda I_m)^{-1} \mathbf{k}_s^x$. Similarly we have $\tilde{y}_t \approx \sum_{j=1}^n \beta_j k_S(\cdot, y^j)$ with $\beta = (\mathbf{K}_{t,t}^{y,y} + n\lambda I_n)^{-1} \mathbf{k}_t^y$. Therefore, the inner product between \tilde{x}_s and \tilde{y}_t can be approximated as follows,

$$\begin{aligned} \langle \tilde{x}_s, \tilde{y}_t \rangle_{\mathcal{H}_S(V)} &\approx \sum_{i=1}^m \sum_{j=1}^n \alpha_i \beta_j k_S(x^i, y^j) \\ &= \alpha^\top \mathbf{K}_{T,T}^{x,y} \beta \\ &= \mathbf{k}_s^{x^\top} (\mathbf{K}_{s,s}^{x,x} + m\lambda I_m)^{-1} \mathbf{K}_{T,T}^{x,y} (\mathbf{K}_{t,t}^{y,y} + n\lambda I_n)^{-1} \mathbf{k}_t^y \end{aligned}$$

where $\mathbf{K}_{T,T}^{x,y} \in \mathbb{R}^{m \times n}$ with $[\mathbf{K}_{T,T}^{x,y}]_{i,j} = k_S(x^i, y^j)$. Next we outline the algorithm to compute $\hat{\mathcal{D}}_S^2$.

B Algorithms

In this section, we provide algorithms to compute the empirical estimator $\hat{\mathcal{D}}_S^k$ for the k^{th} order MMD, which rely on the ability to evaluate the signature kernel $k_S(x, y)$ where x and y are two paths taking their values in the Hilbert space $\mathcal{H}^{k-1}(V)$. Following [22, Sec. 3.1.] we use an explicit finite difference scheme to approximate the PDE solution $u_{x,y}$ on a grid \mathcal{P} of size $P \times Q$,

$$\mathcal{P} = \{0 = s_1 < s_2 < \dots < s_P = T\} \times \{0 = t_1 < t_2 < \dots < t_Q = T\}$$

Writing $u_{x,y}(s_i, t_j) = u_{i,j}$ to make the notation more concise, we use an update rule of the form,

$$u_{i+1,j+1} = f(u_{i,j+1}, u_{i+1,j}, u_{i,j}, M_{i,j}), \quad M_{i,j} = \langle x_{s_{i+1}} - x_{s_i}, y_{t_{j+1}} - y_{t_j} \rangle_{\mathcal{H}_S^{k-1}(V)}$$

Hence, computing $k_S(x, y)$ consists in forming the $(P-1) \times (Q-1)$ matrix M such that,

$$[M]_{i,j} = \langle x_{s_{i+1}} - x_{s_i}, y_{t_{j+1}} - y_{t_j} \rangle_{\mathcal{H}_S^{k-1}(V)}$$

and iteratively applying the update rule as outlined in Alg. 1. Besides, in Alg. 1 we distinguish the case where the solution u on the entire grid is returned, and the case where only the solution at the final times $(s_P, t_Q) = (T, T)$ is returned, which corresponds to the value of the kernel $k_S(x, y)$. The runtime complexity to solve one PDE is $\mathcal{O}(PQ)$. We make use of parallelization strategy to drastically speed-up the PDE solver on CUDA-enabled GPUs.

B.1 Algorithm for the 1st order MMD

In this section we provide the algorithm to compute an empirical estimator of the 1st order MMD. This way, we introduce subroutines (Alg. 1 and Alg. 2) for the estimator of the 2nd order MMD. We assume that $m = n$ and $P = Q$ to simplify the final runtime complexities of the algorithms.

Let $\{x^i\}_{i=1}^m \sim X$ and $\{y^j\}_{j=1}^n \sim Y$. An unbiased estimator of the 1st order MMD [1] reads as,

$$\hat{\mathcal{D}}_S^1(X, Y) = \frac{1}{m(m-1)} \sum_{\substack{i,j=1 \\ i \neq j}}^m k_S(x^i, x^j) - \frac{2}{mn} \sum_{i,j=1}^{m,n} k_S(x^i, y^j) + \frac{1}{n(n-1)} \sum_{\substack{i,j=1 \\ i \neq j}}^n k_S(y^i, y^j)$$

Hence, in order to compute this estimator, we need to form the following three Gram matrices $\mathbf{G}_{X,X}^1 \in \mathbb{R}^{m \times m}$, $\mathbf{G}_{X,Y}^1 \in \mathbb{R}^{m \times n}$ and $\mathbf{G}_{Y,Y}^1 \in \mathbb{R}^{n \times n}$ such that,

$$[\mathbf{G}_{X,X}^1]_{i,j} = k_S(x^i, x^j) \quad [\mathbf{G}_{X,Y}^1]_{i,j} = k_S(x^i, y^j) \quad [\mathbf{G}_{Y,Y}^1]_{i,j} = k_S(y^i, y^j)$$

As explained at the beginning of this section (and outlined in Alg. 2), this consists in two steps. Taking $\mathbf{G}_{X,Y}^1$ for example, first one forms $m \times n$ matrices of size $(P-1) \times (Q-1)$ each of the form,

$$[M]_{p,q} = \langle x_{s_{p+1}}^i - x_{s_p}^i, y_{t_{q+1}}^j - y_{t_q}^j \rangle_V$$

and then one solves $m \times n$ PDEs with Alg. 1. The full procedure is summarized in Alg. 3, which has time complexity $\mathcal{O}(dm^2P^2)$ where d is the number of coordinates of the paths x and y .

Algorithm 1 PDESolve

 $\mathcal{O}(P^2)$

- 1: **Input:** matrix $M \in \mathbb{R}^{P \times Q}$, $\text{full} \in \{\text{True}, \text{False}\}$
 - 2: **Output:** full solution $u \in \mathbb{R}^{P \times Q}$ with $u[p, q] = k_S(x_{[0, s_p]}, y_{[0, t_q]})$ or $u[-1, -1] = k_S(x, y)$
 - 3: $u[1, :] \leftarrow 1$
 - 4: $u[:, 1] \leftarrow 1$
 - 5: **for** p from 1 to $P - 1$ **do**
 - 6: **for** q from 1 to $Q - 1$ **do**
 - 7: $u[p + 1, q + 1] \leftarrow f(u[p, q + 1], u[p + 1, q], u[p, q], M[p, q])$
 - 8: **if** full **then return** u **else return** $u[-1, -1]$
-

Algorithm 2 FirstOrderGram

 $\mathcal{O}(dm^2P^2)$

- 1: **Input:** sample paths $\{x^i\}_{i=1}^m \sim X$ and $\{y^j\}_{j=1}^n \sim Y$, $\text{full} \in \{\text{True}, \text{False}\}$
 - 2: **Output:** $G \in \mathbb{R}^{m \times n \times P \times Q}$ where $G[i, j, p, q] = k_S(x_{[0, s_p]}^i, y_{[0, t_q]}^j)$ or $G[:, :, -1, -1]$
 - 3: $M[i, j, p, q] \leftarrow \langle x_{s_p}^i, y_{t_q}^j \rangle \quad \forall i \in \{1, \dots, m\}, j \in \{1, \dots, n\}, p \in \{1, \dots, P\}, q \in \{1, \dots, Q\}$
 - 4: $M \leftarrow M[:, :, 1, 1] + M[:, :, -1, -1] - M[:, :, 1, -1] - M[:, :, -1, 1]$
 - 5: $G[i, j] \leftarrow \text{PDESolve}(M[i, j]), \quad \forall i \in \{1, \dots, m\}, j \in \{1, \dots, n\}$
 - 6: **if** full **then return** G **else return** $G[:, :, -1, -1]$
-

B.2 Algorithm for the 2nd order MMD

In the main paper, we derived the following estimator of the 2nd order MMD,

$$\widehat{\mathcal{D}}_S^2(X, Y) = \frac{1}{m(m-1)} \sum_{\substack{i, j=1 \\ i \neq j}}^m k_S(\tilde{x}^i, \tilde{x}^j) - \frac{2}{mn} \sum_{i, j=1}^{m, n} k_S(\tilde{x}^i, \tilde{y}^j) + \frac{1}{n(n-1)} \sum_{\substack{i, j=1 \\ i \neq j}}^n k_S(\tilde{y}^i, \tilde{y}^j)$$

Compared to the 1st order MMD, in order to compute this estimator, as outlined in Alg. 8, we need to form the following three Gram matrices $\mathbf{G}_{X, X}^2 \in \mathbb{R}^{m \times m}$, $\mathbf{G}_{X, Y}^2 \in \mathbb{R}^{m \times n}$ and $\mathbf{G}_{Y, Y}^2 \in \mathbb{R}^{n \times n}$,

$$[\mathbf{G}_{X, X}^2]_{i, j} = k_S(\tilde{x}^i, \tilde{x}^j) \quad [\mathbf{G}_{X, Y}^2]_{i, j} = k_S(\tilde{x}^i, \tilde{y}^j) \quad [\mathbf{G}_{Y, Y}^2]_{i, j} = k_S(\tilde{y}^i, \tilde{y}^j)$$

As outlined in Alg. 7, this consists in two steps. Taking $\mathbf{G}_{X, Y}^2$ for example, first one forms $m \times n$ matrices of size $(P - 1) \times (Q - 1)$ each of the form,

$$[M]_{p, q} = \langle \tilde{x}_{s_{p+1}} - \tilde{x}_{s_p}, \tilde{y}_{t_{q+1}} - \tilde{y}_{t_q} \rangle_{\mathcal{H}_S(V)}$$

(see Alg. 6) and then one solves $m \times n$ PDEs with Alg. 1. This is summarized in Alg. 8, which has time complexity $\mathcal{O}((d + m)m^2P^2)$ where d is the number of coordinates of the paths x and y .

Algorithm 3 FirstOrderMMD

 $\mathcal{O}(dm^2P^2)$

- 1: **Input:** sample paths $\{x^i\}_{i=1}^m \sim X$ and $\{y^j\}_{j=1}^n \sim Y$
 - 2: **Output:** an empirical estimator of the 1st order MMD between X and Y
 - 3: $G_{XX}^1 \leftarrow \text{FirstOrderGram}(\{x^i\}_{i=1}^m, \{x^i\}_{i=1}^m, \text{full} = \text{False})$
 - 4: $G_{XY}^1 \leftarrow \text{FirstOrderGram}(\{x^i\}_{i=1}^m, \{y^j\}_{j=1}^n, \text{full} = \text{False})$
 - 5: $G_{YY}^1 \leftarrow \text{FirstOrderGram}(\{y^j\}_{j=1}^n, \{y^j\}_{j=1}^n, \text{full} = \text{False})$
 - 6: **return** $\text{avg}(G_{XX}^1) - 2 * \text{avg}(G_{XY}^1) + \text{avg}(G_{YY}^1)$
-

Algorithm 4 SecondOrderGram $\mathcal{O}(P^2m^3)$

- 1: **Input:** G_{XX}, G_{XY}, G_{YY} with $G_{XY}[i, j, p, q] = k_S(x_{[0, s_p]}^i, y_{[0, t_q]}^j)$ and hyperparameter λ .
 - 2: **Output:** an empirical estimator of $G_{X,Y}^2 \in \mathbb{R}^{m \times n}$, where $G_{X,Y}^2[i, j] = k_S(\tilde{x}^i, \tilde{y}^j)$
 - 3: $M \leftarrow \text{InnerProdPredCondKME}(G_{XX}, G_{XY}, G_{YY}, \lambda)$
 - 4: $M \leftarrow M[:, :, 1:, 1:] + M[:, :, :-1, :-1] - M[:, :, 1:, :-1] - M[:, :, :-1, 1:]$
 - 5: $G_{XY}^2[i, j] \leftarrow \text{PDESolve}(M[i, j]), \quad \forall i \in \{1, \dots, m\}, \forall j \in \{1, \dots, n\}$
 - 6: **return** G_{XY}^2
-

Algorithm 5 SecondOrderMMD $\mathcal{O}(dm^2P^2 + P^2m^3)$

- 1: **Input:** sample paths $\{x^i\}_{i=1}^m \sim X$ and $\{y^j\}_{j=1}^n \sim Y$, hyperparameter λ .
 - 2: **Output:** an empirical estimator of the 2nd order MMD between X and Y
 - 3: $G_{XX}^1 \leftarrow \text{FirstOrderGram}(\{x^i\}_{i=1}^m, \{x^i\}_{i=1}^m, \text{full} = \text{True})$
 - 4: $G_{XY}^1 \leftarrow \text{FirstOrderGram}(\{x^i\}_{i=1}^m, \{y^j\}_{j=1}^n, \text{full} = \text{True})$
 - 5: $G_{YY}^1 \leftarrow \text{FirstOrderGram}(\{y^j\}_{j=1}^n, \{y^j\}_{j=1}^n, \text{full} = \text{True})$
 - 6: $G_{XX}^2 \leftarrow \text{SecondOrderGram}(G_{XX}^1, G_{XX}^1, G_{XX}^1, \lambda)$
 - 7: $G_{XY}^2 \leftarrow \text{SecondOrderGram}(G_{XX}^1, G_{XY}^1, G_{YY}^1, \lambda)$
 - 8: $G_{YY}^2 \leftarrow \text{SecondOrderGram}(G_{YY}^1, G_{YY}^1, G_{YY}^1, \lambda)$
 - 9: **return** $\text{avg}(G_{XX}^2) - 2 * \text{avg}(G_{XY}^2) + \text{avg}(G_{YY}^2)$
-

Algorithm 6 InnerProdPredCondKME $\mathcal{O}(P^2m^3)$

- 1: **Input:** three Gram matrices G_{XX}, G_{XY}, G_{YY} and hyperparameter λ
 - 2: **Output:** returns an empirical estimator of $M \in \mathbb{R}^{m \times n \times P \times Q}$ where $M[i, j, p, q] = \langle \tilde{x}_{s_p}^i, \tilde{y}_{t_q}^j \rangle$
 - 3: $W_X[:, :, :, p] \leftarrow (G_{XX}[:, :, :, p] + m\lambda I)^{-1}, \quad \forall p \in \{1, \dots, P\}$
 - 4: $W_Y[:, :, :, q] \leftarrow (G_{YY}[:, :, :, q] + n\lambda I)^{-1}, \quad \forall q \in \{1, \dots, Q\}$
 - 5: **for** p from 1 to P **do**
 - 6: **for** q from 1 to Q **do**
 - 7: $M[:, :, p, q] \leftarrow G_{XX}[:, :, p, p]^T W_X[:, :, :, p] G_{XY}[:, :, :, -1, -1] W_Y[:, :, :, q] G_{YY}[:, :, q, q]$
-

B.3 Algorithm for higher order MMDs

Now, we generalize the procedure in Appendix B.2 for computing an estimator of \mathcal{D}_S^{k+1} when $k > 1$,

$$\widehat{\mathcal{D}}_S^{k+1}(X, Y) = \frac{1}{m(m-1)} \sum_{\substack{i, j=1 \\ i \neq j}}^m k_S(\tilde{x}^{k,i}, \tilde{x}^{k,j}) - \frac{2}{mn} \sum_{i, j=1}^{m, n} k_S(\tilde{x}^{k,i}, \tilde{y}^{k,j}) + \frac{1}{n(n-1)} \sum_{\substack{i, j=1 \\ i \neq j}}^n k_S(\tilde{y}^{k,i}, \tilde{y}^{k,j}),$$

where $\tilde{x}^{k,i}$ and $\tilde{y}^{k,j}$ denote sample paths from the processes $\mu_{X|\mathcal{F}_X}^k$ and $\mu_{Y|\mathcal{F}_Y}^k$ respectively. In order to compute this estimator, as outlined in Alg. 8, we need to form the following three Gram matrices $\mathbf{G}_{X,X}^{k+1} \in \mathbb{R}^{m \times m}$, $\mathbf{G}_{X,Y}^{k+1} \in \mathbb{R}^{m \times n}$ and $\mathbf{G}_{Y,Y}^{k+1} \in \mathbb{R}^{n \times n}$,

$$[\mathbf{G}_{X,X}^{k+1}]_{i,j} = k_S(\tilde{x}^{k,i}, \tilde{x}^{k,j}) \quad [\mathbf{G}_{X,Y}^{k+1}]_{i,j} = k_S(\tilde{x}^{k,i}, \tilde{y}^{k,j}) \quad [\mathbf{G}_{Y,Y}^{k+1}]_{i,j} = k_S(\tilde{y}^{k,i}, \tilde{y}^{k,j})$$

As outlined in Alg. 7, this consists in two steps. Taking $\mathbf{G}_{X,Y}^{k+1}$ for example, first one forms $m \times n$ matrices of size $(P-1) \times (Q-1)$ each of the form,

$$[M]_{p,q} = \langle \tilde{x}_{s_{p+1}}^k - \tilde{x}_{s_p}^k, \tilde{y}_{t_{q+1}}^k - \tilde{y}_{t_q}^k \rangle_{\mathcal{H}_S^k(V)}$$

(see Alg. 6) and then one solves $m \times n$ PDEs with Alg. 1. This is summarized in Alg. 8, which has time complexity $\mathcal{O}((d+km)m^2P^2)$ where d is the number of coordinates of the paths x and y .

Algorithm 7 HigherOrderGram $\mathcal{O}(P^2m^3)$

- 1: **Input:** $G_{XX}^k, G_{XY}^k, G_{YY}^k$ with $G_{XY}^k[i, j, p, q] = k_S(\tilde{x}_{[0, s_p]}^{k-1, i}, \tilde{y}_{[0, t_q]}^{k-1, j})$ and hyperparameter λ .
 - 2: **Output:** an estimator of $G_{X,Y}^{k+1} \in \mathbb{R}^{m \times n \times P \times Q}$, where $G_{X,Y}^{k+1}[i, j, p, q] = k_S(\tilde{x}_{[0, s_p]}^{k, i}, \tilde{y}_{[0, t_q]}^{k, j})$
 - 3: $M \leftarrow \text{InnerProdPredCondKME}(G_{XX}^k, G_{XY}^k, G_{YY}^k, \lambda)$
 - 4: $M \leftarrow M[:, :, 1:, 1:] + M[:, :, :-1, :-1] - M[:, :, 1:, :-1] - M[:, :, :-1, 1:]$
 - 5: $G_{XY}^{k+1}[i, j] \leftarrow \text{PDESolve}(M[i, j], \text{full} = \text{True}), \quad \forall i \in \{1, \dots, m\}, \forall j \in \{1, \dots, n\}$
 - 6: **return** G_{XY}^{k+1}
-

Algorithm 8 HigherOrderMMD $\mathcal{O}(dm^2P^2 + (k-1)P^2m^3)$

- 1: **Input:** sample paths $\{x^i\}_{i=1}^m \sim X$ and $\{y^j\}_{j=1}^n \sim Y$, hyperparameter λ , order k .
 - 2: **Output:** an empirical estimator of the k^{th} order MMD between X and Y
 - 3: $G_{XX} \leftarrow \text{FirstOrderGram}(\{x^i\}_{i=1}^m, \{x^i\}_{i=1}^m, \text{full} = \text{True})$
 - 4: $G_{XY} \leftarrow \text{FirstOrderGram}(\{x^i\}_{i=1}^m, \{y^j\}_{j=1}^n, \text{full} = \text{True})$
 - 5: $G_{YY} \leftarrow \text{FirstOrderGram}(\{y^j\}_{j=1}^n, \{y^j\}_{j=1}^n, \text{full} = \text{True})$
 - 6: **for** order from 2 to k **do**
 - 7: $G_{XX}^{\text{new}} \leftarrow \text{HigherOrderGram}(G_{XX}, G_{XX}, G_{XX}, \lambda)$
 - 8: $G_{XY}^{\text{new}} \leftarrow \text{HigherOrderGram}(G_{XX}, G_{XY}, G_{YY}, \lambda)$
 - 9: $G_{YY}^{\text{new}} \leftarrow \text{HigherOrderGram}(G_{YY}, G_{YY}, G_{YY}, \lambda)$
 - 10: $G_{XX}, G_{XY}, G_{YY} \leftarrow G_{XX}^{\text{new}}, G_{XY}^{\text{new}}, G_{YY}^{\text{new}}$
 - 11: **return** $\text{avg}(G_{XX}[:, :, -1, -1]) - 2 * \text{avg}(G_{XY}[:, :, -1, -1]) + \text{avg}(G_{YY}[:, :, -1, -1])$
-

C Experimental details

We start with further experimental details for the applications of higher order distribution regression to quantitative finance (Sec. 4.2), where we consider the problem of optimally stopping fractional Brownian motions with different hurst exponents.

C.1 Rough volatility

Rough volatility models constitute a class of models that are empirically well-tailored to fit observed implied market volatilities in the context of option pricing for short maturity assets. The basic model for option pricing is called the Black-Scholes model in which the volatility is assumed to be constant. Stochastic volatility models are extensions of the Black-Scholes model to the case where the volatility is itself stochastic. The main shortcoming of such stochastic volatility models is that they are able to capture the true steepness of the implied volatility smile close to maturity (see [36] for extra details). This is where rough volatility models become useful. Among them, the rough Bergomi model introduced by [36], stood out for its ability to explain implied volatility and other phenomena related to European options.

C.2 Higher order distribution regression

Data We use the data generator from <https://github.com/HeKrRuTe/OptStopRandNN> to simulate sample paths from X a fractional Brownian motion (fBm) and obtain the solution of the optimal stopping time problem $\sup_{\tau} \mathbb{E}[g(X_{\tau})|X_0]$. We note that although fBm is not typically used as a stock price model in quantitative finance, it is nevertheless considered a respected challenging example for optimal stopping algorithms [51, 52].

Models We use a kernel Ridge regressor with different distribution regression kernels. Each is of the form $K(X, Y) = \exp(-\mathcal{D}(X, Y)^2/\sigma^2)$ where $\mathcal{D}(X, Y)$ is a maximum mean discrepancy. The models K_S^1 and K_S^2 correspond to the 1st and 2nd order maximum mean discrepancies \mathcal{D}_S^1 and \mathcal{D}_S^2 . We consider two other baselines (Matérn and RBF) for which the MMD is computed using the

Matern 3/2 covariance function k_{mat32} , and the RBF covariance function k_{rbf} ,

$$k_{\text{mat32}}(x, y) = \left(1 + \frac{\sqrt{3}}{\gamma^2} \|x - y\|\right) \exp\left(-\frac{\sqrt{3}}{\gamma^2} \|x - y\|\right), \quad k_{\text{rbf}}(x, y) = \exp\left(-\frac{\|x - y\|^2}{\gamma^2}\right)$$

All models are run 3 times. The hyperparameters of all models are selected by cross-validation via a grid search on the training set (70% of the data selected at random) of each run.

C.2.1 Inferring causal graph for interacting bodies

We provide further details for the last application (Sec. 4.3) where the task is to infer whether any two bodies are connected by a spring from multiple observations of their 2D trajectories.

Data We adapt the Pymunk simulator from [42] publicly available at <https://github.com/pairlab/v-cdn>. For each pair of balls, there is a one-half probability that they are connected by nothing, or a spring. For each graph we run multiple episodes each of 20 time steps. At the beginning of each episode, we randomly assign the balls in different positions. The stiffness of the spring relation is set to 20, and we randomly sample the rest length between [20, 120].

Causal discovery algorithm The PC algorithm [53] uses conditional independence tests to generate a causal graph from a dataset. The PC algorithm consists in two stages. The first stage, referred to as the *skeleton phase*, consists in finding the structure of the causal graph. In the second stage, the edges are oriented by repetitively applying orientation rules. In the multi-body interaction example, we only need to perform the skeleton phase, which is sketched hereafter,

1. Start with a complete graph
2. For each X and Y which are still connected. If there is a third variable Z_1 connected to X or Y , such that $X \perp\!\!\!\perp Y \mid Z_1$, remove the edge between X and Y .
3. For each X and Y which are still connected, if there is a third and a fourth variable Z_1 and Z_2 connected to X or Y such that $X \perp\!\!\!\perp Y \mid Z_1, Z_2$, remove the edge between X and Y .
4. Iteratively increase the cardinality of the set of variables on which to condition.

To test for conditional independence we use the Hilbert-Schmidt conditional independence criterion $H_{XY|Z}$ for stochastic processes (Appendix A.1). The combination of the PC algorithm with a kernel-based dependence measure has been used in [13] and [12] where it is termed kPC. However, to our knowledge it has never been used in conjunction with a kernel-based measure of dependence for multidimensional stochastic processes.

Since the null distribution of the test statistics $H_{YX|Z}$ is not known, one possibility would be to use a permutation approach as in [12, Sec 2]. However the latter is not computationally efficient. We leave the development of a faster approach for future work, and adopt the approach [13] for this experiment. That is we use a threshold α and remove an edge if there is a Z such that $H_{XY|Z} < \alpha$. We repeat 15 times the causal discovery procedure and use 30% of the runs to fix α .

All experiments in Sec. 4 have been run on a P100 GPU to leverage an efficient dedicated CUDA implementation of the signature kernel.

D Proofs

Theorem 6. *Given two stochastic processes X, Y*

$$\mathcal{D}_S^2(X, Y) = 0 \iff \mathbb{P}_{X|\mathcal{F}_X} = \mathbb{P}_{Y|\mathcal{F}_Y}$$

Furthermore

$$\mathcal{D}_S^2(X, Y) = 0 \implies \mathcal{D}_S^1(X, Y) = 0$$

but the converse is not generally true.

Proof. First we note that by a standard result in signature kernel learning theory. e.g., [31], for $X \in \mathcal{X}(V)$ and every t , the mapping

$$\mathbb{P}_{X|\mathcal{F}_{X_t}} \mapsto \mu_{X|\mathcal{F}_{X_t}}^1 = \int k_S(\cdot, x) \mathbb{P}_{X|\mathcal{F}_{X_t}}(dx)$$

is a homeomorphism (with respect to weak topology and Hilbert space topology); in particular, we have

$$\mathbb{P}_{X|\mathcal{F}_X} = \mathbb{P}_{Y|\mathcal{F}_Y} \iff \mathbb{P}_{\mu_{X|\mathcal{F}_X}^1} = \mathbb{P}_{\mu_{Y|\mathcal{F}_Y}^1}.$$

Then, using the same argument for $\mathbb{P}_{\mu_{X|\mathcal{F}_X}^1}$ and $\mathbb{P}_{\mu_{Y|\mathcal{F}_Y}^1}$, we can further deduce that

$$\mathbb{P}_{\mu_{X|\mathcal{F}_X}^1} = \mathbb{P}_{\mu_{Y|\mathcal{F}_Y}^1} \iff \int k_S(\cdot, x) \mathbb{P}_{\mu_{X|\mathcal{F}_X}^1}(dx) (= \mu_X^2) = \int k_S(\cdot, y) \mathbb{P}_{\mu_{Y|\mathcal{F}_Y}^1}(dy) (= \mu_Y^2).$$

Since by definition it holds that $\mathcal{D}_S^2(X, Y) = \|\mu_X^2 - \mu_Y^2\|_{\mathcal{H}^2(V)}$, we complete the proof of the first claim in this theorem.

For the second claim, it is easy to see that by definition $\mathbb{P}_{X|\mathcal{F}_X} = \mathbb{P}_{Y|\mathcal{F}_Y}$ ensures that $\mathbb{P}_X = \mathbb{P}_Y$, and therefore the implication that $\mathcal{D}_S^2(X, Y) = 0 \implies \mathcal{D}_S^1(X, Y) = 0$ follows immediately from the fact that $\mathbb{P}_X = \mathbb{P}_Y \iff \mathcal{D}_S^1(X, Y) = 0$. Moreover, we refer readers to [26, Example 3.1] for a simple example which shows that there exist processes X and Y with $\mathcal{D}_S^1(X, Y) = 0$ but $\mathcal{D}_S^2(X, Y) > 0$. \square

Theorem 7. $\widehat{\mathcal{D}}_S^2(X, Y)$ is a consistent estimator for the 2nd order MMD, i.e.

$$|\widehat{\mathcal{D}}_S^2(X, Y) - \mathcal{D}_S^2(X, Y)| \xrightarrow{p} 0 \quad \text{as } m, n \rightarrow \infty \quad (39)$$

with $\{x^i\}_{i=1}^m \sim X$, $\{y^i\}_{i=1}^n \sim Y$ and where convergence is in probability.

Proof. Recall that given m independent sample paths $\{x^i\}_{i=1}^m \sim X$, we can use the estimator in appendix A.2 to approximate sample paths $\{\tilde{x}^i\}_{i=1}^m$ from the 1st order predictive KME $\mu_{X|\mathcal{F}_X}^1$. Hence, it suffices to prove the following claim.

Claim: consider m independent sample paths $\{\tilde{x}^i\}_{i=1}^m \sim \mu_{X|\mathcal{F}_X}^1$. Then, the estimator given by $\widehat{\mu}_X^2 = \frac{1}{m} \sum_{i=1}^m k_S(\tilde{x}^i, \cdot)$ is consistent for the 2nd order predictive KME μ_X^2 , i.e.

$$\|\widehat{\mu}_X^2 - \mu_X^2\|_{\mathcal{H}_S^2(V)}^2 \xrightarrow{p} 0, \quad \text{as } m \rightarrow \infty \quad (40)$$

By the triangular inequality

$$\|\widehat{\mu}_X^2 - \mu_X^2\|_{\mathcal{H}_S^2(V)}^2 = \left\| \frac{1}{m} \sum_{i=1}^m k_S(\tilde{x}^i, \cdot) - \mathbb{E}[k_S(\mu_{X|\mathcal{F}_X}^1, \cdot)] \right\|_{\mathcal{H}_S^2(V)}^2 \quad (41)$$

$$\leq \left\| \frac{1}{m} \sum_{i=1}^m k_S(\tilde{x}^i, \cdot) - \mathbb{E}[k_S(\widehat{\mu}_{X|\mathcal{F}_X}^1, \cdot)] \right\|_{\mathcal{H}_S^2(V)}^2 \quad (42)$$

$$+ \left\| \mathbb{E}[k_S(\widehat{\mu}_{X|\mathcal{F}_X}^1, \cdot)] - \mathbb{E}[k_S(\mu_{X|\mathcal{F}_X}^1, \cdot)] \right\|_{\mathcal{H}_S^2(V)}^2 \quad (43)$$

The term in (42) converges to 0 as $m \rightarrow \infty$ by the weak law of large numbers. Therefore, it remains to show that

$$\left\| \mathbb{E}_X[k_S(\widehat{\mu}_{X|\mathcal{F}_X}^1, \cdot)] - \mathbb{E}_X[k_S(\mu_{X|\mathcal{F}_X}^1, \cdot)] \right\|_{\mathcal{H}_S^2(V)} \xrightarrow{p} 0, \quad \text{as } m \rightarrow \infty \quad (44)$$

First note the following upper bound

$$\left\| \mathbb{E}_X[k_S(\widehat{\mu}_{X|\mathcal{F}_X}^1, \cdot)] - \mathbb{E}_X[k_S(\mu_{X|\mathcal{F}_X}^1, \cdot)] \right\|_{\mathcal{H}_S^2(V)} \leq \mathbb{E}_X \left\| k_S(\widehat{\mu}_{X|\mathcal{F}_X}^1, \cdot) - k_S(\mu_{X|\mathcal{F}_X}^1, \cdot) \right\|_{\mathcal{H}_S^2(V)}$$

We will show convergence of the right-hand-side. By [54, Theorem 3.4], for every $t = 1, \dots, T$

$$\mathbb{E}_{X|\mathcal{F}_{X_t}} \left\| \widehat{\mu}_{X|\mathcal{F}_{X_t}}^1 - \mu_{X|\mathcal{F}_{X_t}}^1 \right\|_{\mathcal{H}_S(V)}^2 \xrightarrow{p} 0 \quad \text{as } m \rightarrow \infty \quad (45)$$

Now let us assume that the above convergences also hold almost surely for every $t = 1, \dots, T$. Then by the Egorov's theorem, for any $\delta > 0$, there is a subset Ω_δ with $\mathbb{P}(\Omega_\delta) > 1 - \delta$ and the above

convergence (45) holds uniformly on Ω_δ . This implies that on Ω_δ for every $\varepsilon > 0$ there is an $N(\varepsilon)$ such that for all $m \geq N(\varepsilon)$ and all $t = 1, \dots, T$, it holds that

$$\mathbb{E}_{X|\mathcal{F}_{X_t}} \left\| \widehat{\mu}_{X|\mathcal{F}_{X_t}}^1 - \mu_{X|\mathcal{F}_{X_t}}^1 \right\|_{\mathcal{H}_S(V)}^2 \leq \varepsilon^2 \quad (46)$$

From this estimate we immediately obtain by the triangle inequality on Ω_δ

$$\mathbb{E}_{X|\mathcal{F}_{X_t}} \left\| \widehat{\mu}_{X|\mathcal{F}_{X_t}}^1 \right\|_{\mathcal{H}_S(V)}^2 \leq 2\mathbb{E}_{X|\mathcal{F}_{X_t}} \left\| \mu_{X|\mathcal{F}_{X_t}}^1 \right\|_{\mathcal{H}_S(V)}^2 + 2\varepsilon^2, \quad (47)$$

and, by the Chebyshev's inequality, on Ω_δ , $\forall t = 1, \dots, T$, $\forall m \geq N(\varepsilon)$

$$\mathbb{P}_{X|\mathcal{F}_{X_t}} \left[\left\| \widehat{\mu}_{X|\mathcal{F}_{X_t}}^1 - \mu_{X|\mathcal{F}_{X_t}}^1 \right\|_{\mathcal{H}_S(V)} > \sqrt{\varepsilon} \right] \leq \frac{1}{\varepsilon} \mathbb{E}_{X|\mathcal{F}_{X_t}} \left\| \widehat{\mu}_{X|\mathcal{F}_{X_t}}^1 - \mu_{X|\mathcal{F}_{X_t}}^1 \right\|_{\mathcal{H}_S(V)}^2 \leq \frac{1}{\varepsilon} \varepsilon^2 = \varepsilon,$$

which implies that on Ω_δ , $\forall t = 1, \dots, T$, the sequence $\widehat{\mu}_{X|\mathcal{F}_{X_t}}^1$ converges to $\mu_{X|\mathcal{F}_{X_t}}^1$ in probability with respect to \mathbb{P}_X . By a standard result in rough path theory [30] there exists a universal constant $\beta \in \mathbb{R}$ such that

$$\left\| k_S(\widehat{\mu}_{X|\mathcal{F}_X}^1, \cdot) \right\|_{\mathcal{H}_S^2(V)} \leq \beta \left\| \widehat{\mu}_{X|\mathcal{F}_X}^1 \right\|_{\mathcal{H}_S(V)}^{1\text{-var}} \quad (48)$$

where $\|\cdot\|_{\mathcal{H}_S(V)}^{1\text{-var}}$ denotes the total variation norm of paths taking values in $\mathcal{H}_S(V)$. Since we are in a finite discrete time setup, it is easy to see that

$$\left\| \widehat{\mu}_{X|\mathcal{F}_X}^1 \right\|_{\mathcal{H}_S(V)}^{1\text{-var}} \leq C(T) \sum_{t=1}^T \left\| \widehat{\mu}_{X|\mathcal{F}_{X_t}}^1 \right\|_{\mathcal{H}_S(V)} \quad (49)$$

Hence, combining all above arguments, we can conclude that on Ω_δ and for all $m \geq N(\varepsilon)$,

$$\mathbb{E}_X \left\| k_S(\widehat{\mu}_{X|\mathcal{F}_X}^1, \cdot) \right\|_{\mathcal{H}_S^2(V)}^2 \leq \beta^2 \mathbb{E}_X \left\| \widehat{\mu}_{X|\mathcal{F}_X}^1 \right\|_{1\text{-var}; \mathcal{H}_S(V)}^2 \quad (50)$$

$$\leq \beta^2 C(T) \sum_{t=1}^T \mathbb{E}_X \left\| \widehat{\mu}_{X|\mathcal{F}_{X_t}}^1 \right\|_{\mathcal{H}_S(V)}^2 \quad (51)$$

$$\leq \beta^2 C(T) \left(2 \sum_{t=1}^T \mathbb{E}_X \left\| \mu_{X|\mathcal{F}_{X_t}}^1 \right\|_{\mathcal{H}_S(V)}^2 + 2T\varepsilon^2 \right) \leq C < \infty \quad (52)$$

where in the last line we used (47). As a result, we obtain that on Ω_δ ,

$$\sup_{m \geq N(\varepsilon)} \mathbb{E}_X \left\| k_S(\widehat{\mu}_{X|\mathcal{F}_X}^1, \cdot) - k_S(\mu_{X|\mathcal{F}_X}^1, \cdot) \right\|_{\mathcal{H}_S^2(V)}^2 < \infty \quad (53)$$

which in turn implies, by the de la Vallée–Poussin theorem, that on Ω_δ , the sequence $\left\| k_S(\widehat{\mu}_{X|\mathcal{F}_X}^1, \cdot) - k_S(\mu_{X|\mathcal{F}_X}^1, \cdot) \right\|_{\mathcal{H}_S^2(V)}^2$, $m \geq N(\varepsilon)$ is uniformly integrable for \mathbb{P}_X . Then recalling that we have shown that $\widehat{\mu}_{X|\mathcal{F}_X}^1$ converges to $\mu_{X|\mathcal{F}_X}^1$ in probability with respect to \mathbb{P}_X as $m \rightarrow \infty$, a standard result in probability theory ensures that (thanks to the uniform integrability of the sequence and the continuity of the kernel k_S which ensures that $\left\| k_S(\widehat{\mu}_{X|\mathcal{F}_X}^1, \cdot) - k_S(\mu_{X|\mathcal{F}_X}^1, \cdot) \right\|_{\mathcal{H}_S^2(V)} \rightarrow 0$ in probability for \mathbb{P}_X) on Ω_δ , $\mathbb{E}_X \left\| k_S(\widehat{\mu}_{X|\mathcal{F}_X}^1, \cdot) - k_S(\mu_{X|\mathcal{F}_X}^1, \cdot) \right\|_{\mathcal{H}_S^2(V)} \rightarrow 0$, as $m \rightarrow \infty$, which implies that $\left\| \mathbb{E}_X [k_S(\widehat{\mu}_{X|\mathcal{F}_X}^1, \cdot)] - \mathbb{E}_X [k_S(\mu_{X|\mathcal{F}_X}^1, \cdot)] \right\|_{\mathcal{H}_S^2(V)} \rightarrow 0$, as $m \rightarrow \infty$, on Ω_δ . Clearly, as δ was arbitrary, we have $\mathbb{E}_{X|\mathcal{F}_{X_t}} \left\| \widehat{\mu}_{X|\mathcal{F}_{X_t}}^1 - \mu_{X|\mathcal{F}_{X_t}}^1 \right\|_{\mathcal{H}_S(V)}^2 \rightarrow 0$ as $m \rightarrow \infty$ a.s. Finally, note that the above result holds true for any subsequence of $(\widehat{\mu}_{X|\mathcal{F}_{X_t}}^1)_{m \geq 1}$ (because every sequence converging in probability has a subsequence converging almost surely), which proves the desired result (40). \square

Theorem 8. *Given two stochastic processes X, Y*

$$\mathcal{D}_{\mathcal{S}}^n(X, Y) = 0 \implies \mathcal{D}_{\mathcal{S}}^k(X, Y) = 0 \quad \text{for any } 1 < k < n \quad (54)$$

but the converse is not generally true.

Proof. Let $X \in \mathcal{X}(V)$, then we denote $\mathbb{P}_{X|\mathcal{F}_{X_t}} =: X_t^{(1)}$. Then we continue this procedure and define $X_t^{(n)} := \mathbb{P}_{X^{n-1}|\mathcal{F}_{X_t}}$ (it is called the rank n prediction process in [29]). Now we can apply the same argument as in the proof of Theorem 6 together with an induction procedure easily prove that

$$\mathcal{D}_{\mathcal{S}}^n(X, Y) = 0 \iff \mathbb{P}_{X^{(n-1)}} = \mathbb{P}_{Y^{(n-1)}} \quad (55)$$

for all $n > 1$. From the definition of these processes $X^{(n)}$ and $Y^{(n)}$ we can immediately see that $\mathbb{P}_{X^{(n)}} = \mathbb{P}_{Y^{(n)}}$ ensures that $\mathbb{P}_{X^{(k)}} = \mathbb{P}_{Y^{(k)}}$ for all $k < n$, which yields the desired result. We refer readers to [26, Example 3.2] for examples which illustrate that for each n there exist processes X and Y with $\mathcal{D}_{\mathcal{S}}^n(X, Y) = 0$ (equivalently, $\mathbb{P}_{X^{(n-1)}} = \mathbb{P}_{Y^{(n-1)}}$) but $\mathcal{D}_{\mathcal{S}}^{n+1}(X, Y) > 0$ (equivalently, $\mathbb{P}_{X^{(n)}} \neq \mathbb{P}_{Y^{(n)}}$). \square

Remark. Using terminologies from [26] and [29], $\mathbb{P}_{X^{(n)}} = \mathbb{P}_{Y^{(n)}}$ means that processes X and Y have the same adapted distribution up to rank n . Therefore Thm. 6 and 8 tell us that $\mathcal{D}_{\mathcal{S}}^n(X, Y) = 0$ if and only if they ave the same adapted distribution up to rank n . Moreover, using the partial isometry between RKHS generated by $k_{\mathcal{S}}$ and tensor algebra space, see e.g. [31, Theorem E.2], one can use an induction argument to verify that $\mathcal{D}_{\mathcal{S}}^n$ coincides with the metric d_{n-1} defined in [29, Definition 14], and therefore by [29, Theorem 4] we can obtain a stronger result that $\mathcal{D}_{\mathcal{S}}^n$ actually metrizes the so-called rank $n - 1$ adapted topology (see [29, Definition 5], [26, Definition 2.25]). For more details regarding adapted topologies we refer to [29].

Theorem 9. *Let $f : \mathbb{R} \rightarrow \mathbb{R}$ be a globally analytic function with non-negative coefficients. Define the family of kernels $K_{\mathcal{S}}^n : \mathcal{P}(\mathcal{X}(V)) \times \mathcal{P}(\mathcal{X}(V)) \rightarrow \mathbb{R}$ as follows*

$$K_{\mathcal{S}}^n(X, Y) = f(\mathcal{D}_{\mathcal{S}}^n(X, Y)), \quad n \in \mathbb{N}_{\geq 1} \quad (56)$$

Then the RKHS associated to $K_{\mathcal{S}}^n$ is dense in the space of functions from $\mathcal{P}(\mathcal{X}(V))$ to \mathbb{R} which are continuous with respect to the k^{th} order MMD for any $1 \leq k \leq n$.

Proof. By [55, Thm. 2.2] if K is a compact metric space and H is a separable Hilbert space such that there exists a continuous (w.r.t. a topology τ on K) and injective map $\rho : K \rightarrow H$, then for any globally analytic function with non-negative coefficients $f : \mathbb{R} \rightarrow \mathbb{R}$ the kernel $k : K \times K \rightarrow \mathbb{R}$ given by

$$k(z, z') = f(\|\rho(z) - \rho(z')\|_H) \quad (57)$$

is universal in the sense that its RKHS is τ -dense in the space of τ -continuous functions from K to \mathbb{R} . By assumption, $\mathcal{X}(V)$ is a $\mathcal{D}_{\mathcal{S}}^1$ -compact metric space, therefore by Thm. 8 it is also $\mathcal{D}_{\mathcal{S}}^n$ -compact for every $n \geq 1$. Hence, by [56, Thm. 10.2] the set of stochastic processes $\mathcal{P}(\mathcal{X}(V))$ is also $\mathcal{D}_{\mathcal{S}}^n$ -compact. For showing that $\rho : X \mapsto \mu_X^n$ is injective and continous with respect to $\mathcal{D}_{\mathcal{S}}^n$ we refer readers to [29, Proposition 4], one only needs to verify that μ_X^n corresponds to the mapping \tilde{S}_n used in the proof of [29, Proposition 4] by the definition of μ_X^n and the fact that $\mathcal{D}_{\mathcal{S}}^n$ metrizes the rank $n - 1$ adapted topology (cf. the above remark). Furthermore $\mathcal{H}_{\mathcal{S}}^n(V)$ can be shown by induction to be a Hilbert space with a countable basis, hence it is separable. Setting $K = \mathcal{P}(\mathcal{X}(V))$, $H = \mathcal{H}_{\mathcal{S}}^n(V)$ and $\rho : X \mapsto \mu_X^n$ concludes the proof. \square