

Confidence surfaces for the mean of locally stationary functional time series

Holger Dette, Weichi Wu

Ruhr-Universität Bochum and Tsinghua University

Abstract: The problem of constructing a simultaneous confidence surface for the 2-dimensional mean function of a non-stationary functional time series is challenging as these bands can not be built on classical limit theory for the maximum absolute deviation between an estimate and the time-dependent regression function. In this paper, we propose a new bootstrap methodology to construct such a region. Our approach is based on a Gaussian approximation for the maximum norm of sparse high-dimensional vectors approximating the maximum absolute deviation which is suitable for nonparametric inference of high-dimensional time series. The elimination of the zero entries produces (besides the time dependence) additional dependencies such that the "classical" multiplier bootstrap is not applicable. To solve this issue we develop a novel multiplier bootstrap, where blocks of the coordinates of the vectors are multiplied with random variables, which mimic the specific structure between the vectors appearing in the Gaussian approximation. We prove the validity of our approach by asymptotic theory, demonstrate good finite sample properties by means of a simulation study and illustrate its applicability by analyzing a data example.

Key words and phrases: locally stationary times series, functional data, confidence surface, Gaussian approximation, multiplier bootstrap

1. Introduction

In the big data era data gathering technologies provide enormous amounts of data with complex structure. In many applications the observed data exhibits certain degrees of dependence and smoothness and thus may naturally be regarded as discretized functions. A major tool for the statistical analysis of such data is functional data analysis (FDA) which has found considerable attention in the statistical literature (see, for example, the monographs of Bosq, 2000; Ramsay and Silverman, 2005; Ferraty and Vieu, 2010; Horváth and Kokoszka, 2012; Hsing and Eubank, 2015, among others). In FDA the considered parameters, such as the mean or the (auto-)covariance (operator) are functions themselves, which makes the development of statistical methodology challenging. Most of the literature considers Hilbert space-based methodology for which there exists by now a well-developed theory. In particular, this approach allows the application of dimension reduction techniques such as (functional) principal components (see, for example, Shang, 2014). On the other hand, in many applications data is observed on a very fine grid and it is reasonable to assume that functions are

at least continuous (see also Ramsay and Silverman, 2005, for a discussion of the integral role of smoothness). In such cases fully functional methods can prove advantageous and have been recently, developed by Horváth et al. (2014), Bucchia and Wendler (2017), Aue et al. (2018), Dette et al. (2020) and Dette and Kokot (2020) among others.

In this paper we are interested in statistical inference regarding the smooth mean functions of a not necessarily stationary functional time series $(X_{i,n})$, $1 \leq i \leq n$ in the space $L^2[0, 1]$ of square integrable functions on the interval $[0, 1]$. As we do not assume stationarity, the mean function $t \rightarrow \mathbb{E}[X_{i,n}(t)]$ is changing with i and we assume that it is given by $\mathbb{E}[X_{i,n}(t)] = m(\frac{i}{n}, t)$, where m is a smooth function on the unit square. Our goal is the construction of simultaneous confidence surfaces (SCSs) for the (time dependent) mean function $(u, t) \rightarrow m(u, t)$ of the locally stationary functional time series $\{X_{i,n}\}_{i=1,\dots,n}$. As an illustration we display in Figure 1 the implied volatility of an SP500 index as a function of moneyness (t) at different times to maturity (u , which is scaled to the interval $[0, 1]$). These functions are quadratic and known as “volatility smiles” in the literature on option pricing. They seem to slightly vary in time. In practice, it is important to assess whether these “smiles” are time-invariant. We refer the interested reader to Section 4 for a more detailed discussion (in particular

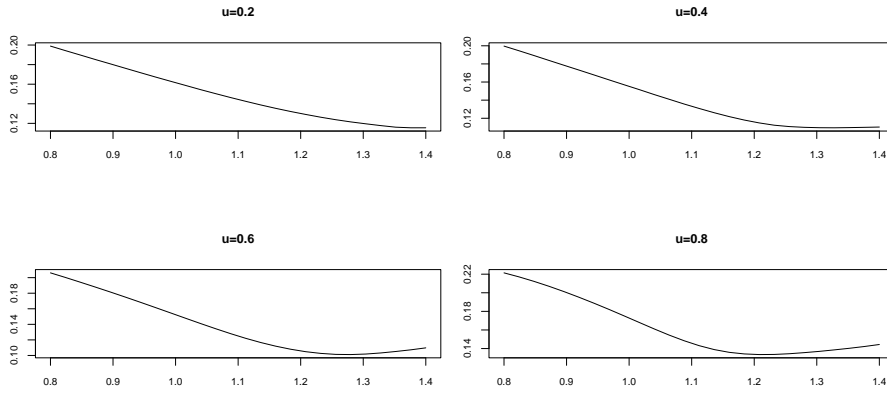


Figure 1: *Volatility Smile at different (one minus) times to maturity ($u = 0.2, 0.4, 0.6$ and 0.8). The x -axis corresponds to 'moneyness'.*

we construct there a confidence surface for the function $(u, t) \rightarrow m(u, t)$. To our best knowledge confidence bands have only been considered in the stationary case, where $m(u, t) = m(t)$. Under the assumption of stationarity they can be constructed using the sample mean $\bar{X}_n = \frac{1}{n} \sum_{i=1}^n X_{i,n}$ and the weak convergence of $\sqrt{n}(\bar{X}_n - m)$ to a centered Gaussian process (see, for example Degras, 2011; Cao et al., 2012; Degras, 2017; Dette et al., 2020, who either assume that data is observed on a dense grid or that the full trajectory can be observed). More recently, alternative simultaneous confidence (asymptotic) bands have been constructed by Liebl and Reimherr (2019); Telschow and Schwartzman (2022) using the Gaussian Kinematic formula.

On the other hand, although non-stationary functional time series have found considerable interest in the recent literature (see, for example, van Delft and Eichler, 2018; Aue and van Delft, 2020; Bücher et al., 2020; Kurisu, 2021a,b; van Delft and Dette, 2021), the problem of constructing a confidence surface for the mean function has not been considered in the literature so far. A potential explanation that a solution is still not available, consists in the fact that due to non-stationarity smoothing is required to estimate the function $u \rightarrow m(u, t)$ (for a fixed t). This results in an estimator converging with a $1/\sqrt{b_n n}$ rate (here b_n denotes a bandwidth). On the other hand, in the stationary case (where m does not depend on u), the sample mean \bar{X}_n can be used, resulting in a $1/\sqrt{n}$ rate.

As a consequence, a weak convergence result for the sample mean in the non-stationary case is not available and the construction of SCSs for the regression function $(u, t) \rightarrow m(u, t)$ is challenging. In this paper we propose a general solution to this problem, which is not based on weak convergence results. As an alternative to “classical” limit theory (for which it is not clear if it exists in the present situation) we develop Gaussian approximations for the maximum absolute deviation between the estimate and the regression function. These results are then used to construct a non-standard multiplier bootstrap procedure for the construction of SCSs for the mean function of a

locally stationary functional time series. Our approach is based on approximating the maximal absolute deviation $\hat{\Delta} = \max_{u,t \in [0,1]} |\hat{m}_{b_n}(u,t) - m(u,t)|$ by a maximum taken over a discrete grid, which becomes dense with increasing sample size. We thus relate $\hat{\Delta}$ to the maximum norm of a **sparse** high-dimensional vector. We then further develop Gaussian approximations for the maximum norm of **sparse** high-dimensional random vectors based on the methodology proposed by Chernozhukov et al. (2013) Zhang and Cheng (2018). Finally, the covariance structure of this vector (which is actually a high-dimensional long-run variance) is mimicked by a multiplier bootstrap. Our approach is non-standard in the following sense: due to the sparsity, the Gaussian approximations in the cited literature cannot be directly used. In order to make these applicable we reduce the dimension by deleting vanishing entries. However, this procedure produces additional spatial dependencies (besides the dependencies induced by time series), such that the common multiplier bootstrap is not applicable. Therefore we propose a novel multiplier bootstrap, where instead of the full vector, individual blocks of the vector are multiplied with independent random variables, such that for different vectors a certain amount (depending on the lag) of these multipliers coincide. Our proposed Gaussian approximation and the bootstrap scheme are suitable for nonparametric inference of

means of high-dimensional time series. In fact, we first discretize our functional time series to nonstationary high-dimensional time series and then utilize the above-mentioned Gaussian approximation and bootstrap scheme for simultaneous inference.

The remaining part of the paper is organized as follows. The statistical model is introduced in Section 2, where we describe our approach in an informal way and propose two confidence surfaces for the mean function m . Section 3 is devoted to rigorous statements under which conditions our method provides valid (asymptotic) confidence surfaces. As a by-product of our approach, we also derive in the online supplement of this paper new confidence bands for the functions $t \rightarrow m(u, t)$ (for fixed u) and $u \rightarrow m(u, t)$ (for fixed t), which provide efficient alternatives to the commonly used confidence bands for stationary functional data or real-valued locally stationary data, respectively (see Section S4 for details). Although our main focus is on SCSs excluding the boundary (as most work in the literature does), we also provide - as a complement - simultaneous inference at the boundary, which is of independent interest, see Remark 2. In Section 4 we demonstrate the usefulness of our approach by means of analyzing a data example. Finally, all technical results are deferred to the online supplement. There, we also give remarks regarding noisy and multivariate locally

stationary functional time series and some concrete examples of locally stationary functional time series. Moreover, the online supplement contains implementation details and a simulation study illustrating the finite sample properties of the asymptotic results.

2. SCSs for non-stationary time series

Throughout this paper we consider the model

$$X_{i,n}(t) = m\left(\frac{i}{n}, t\right) + \varepsilon_{i,n}(t), \quad i = 1, \dots, n, \quad (2.1)$$

where $(\varepsilon_{i,n})_{i=1,\dots,n}$ is a centered locally stationary process in $L^2[0, 1]$ of square integrable functions on the interval $[0, 1]$ (see Section 3 for a precise mathematical definition) and $m : [0, 1] \times [0, 1] \rightarrow \mathbb{R}$ is a smooth mean function. This means that at each time point “ i ” we observe a function $t \rightarrow X_{i,n}(t)$.

Let $\mathcal{C}^{a,b}$ denote the set of functions $f : [0, 1]^2 \rightarrow \mathbb{R}$, which are a -times and b -times partially differentiable with respect to the first and second coordinate, respectively, such that for fixed t and for fixed u the functions $u \rightarrow \frac{\partial^a}{\partial u^a} f(u, v)$ and $t \rightarrow \frac{\partial^b}{\partial t^b} f(u, t)$ are Lipschitz continuous with a uniformly bounded Lipschitz constant on the interval $[0, 1]$. In this paper, we are

interested in a SCS

$$\mathcal{C}_n = \{f \in \mathcal{C}^{3,0} \mid \hat{L}_1(u, t) \leq f(u, t) \leq \hat{U}_1(u, t) \quad \forall u, t\} \quad (2.2)$$

for the mean function $(u, t) \rightarrow m(u, t)$, where \hat{L}_1 and \hat{U}_1 are appropriate lower and upper bounds calculated from the data. The methodology developed in this paper allows the construction of SCSs for the functions $t \rightarrow m(u, t)$ (for fixed u) and $u \rightarrow m(u, t)$ (for fixed t), which are developed in Section S4 of the online supplement for the sake of completeness. Moreover, in the main part of this paper we investigate SCSs for $u \in [b_n, 1 - b_n]$. SCSs on the boundary can be constructed in a similar spirit, even though their form is distinct from their interior counterparts, see Remark 2.

Our approach is based on the maximum deviation

$$\hat{\Delta}_n = \sup_{t, u} |\hat{m}_{b_n}(u, t) - m(u, t)|,$$

where for $u \in [b_n, 1 - b_n]$

$$\hat{m}_{b_n}(u, t) = \sum_{i=1}^n X_{i,n}(t) K\left(\frac{i/n - u}{b_n}\right) / \sum_{i=1}^n K\left(\frac{i/n - u}{b_n}\right) \quad (2.3)$$

denotes the common Nadaraya-Watson estimate with kernel K . For $u \in [0, b_n]$ and for $u \in (1 - b_n, 1]$ we use boundary kernels, say $K_l(\cdot)$ and $K_r(\cdot)$, respectively, in the definition of $\hat{m}_{b_n}(u, t)$. Throughout this paper, we make the following assumptions on these kernels.

Assumption 2.1. The kernel $K(\cdot)$ is symmetric continuous, supported on the interval $[-1, 1]$ and satisfies $\int_{\mathbb{R}} K(x)dx = 1$, $\int_{\mathbb{R}} K(v)v^2dv = 0$ and $\int_{\mathbb{R}} K(v)v^4dv > 0$. K_l (used for estimation on $[0, b_n)$) is supported on the interval $[0, 1]$ and satisfies $K_l(0) = K_l(1) = 0$, $\int K_l(x)x^j dx = 0$ for $j = 1, 2$, $\int K_l(x)dx = 1$, $\int K_l(x)x^3 dx > 0$. Additionally, both K and K_l are twice differentiable on their support, respectively and K'' and K_l'' are Lipschitz continuous. The kernel K_r (used for estimation on $(1 - b_n, 1]$) is given by $K_r(x) = K_l(-x)$.

As a consequence of Assumption 2.1, the bias of the estimator (2.3) is of order $O(b_n^4)$ in the interval $[b_n, 1 - b_n]$, and of order $O(b_n^3)$ at the region $[0, b_n)$ and $(1 - b_n, 1]$ if the function $u \rightarrow \frac{\partial^3}{\partial u^3} m(u, v)$ is Lipschitz continuous with bounded Lipschitz constant. As alternative one could consider the local polynomial regression estimate of order 3. As this will make the theoretical analysis even more technical, we leave the study of the statistical properties of local polynomial estimator of higher order for a 2-dimensional mean function of a non-stationary functional time series for future work.

2.1 Confidence surfaces with fixed width

Note that under smoothness assumption the deterministic term in (2.3) approximates $m(u, t)$. For an increasing sample size n , we can approximate

the maximum deviation on a discrete grid, i.e.

$$\begin{aligned} \hat{\Delta}_{b_n} &:= \max_{\substack{b_n \leq u \leq 1-b_n, \\ 0 \leq t \leq 1}} \sqrt{nb_n} |\hat{\Delta}(u, t)| \approx \max_{\substack{[nb_n] \leq l \leq n - [nb_n] \\ 1 \leq k \leq p}} \sqrt{nb_n} |\hat{\Delta}(\frac{l}{n}, \frac{k}{p})| \\ &\approx \max_{\substack{[nb_n] \leq l \leq n - [nb_n] \\ 1 \leq k \leq p}} \left| \frac{1}{\sqrt{nb_n}} \sum_{i=1}^n \varepsilon_{i,n}(\frac{k}{p}) K\left(\frac{\frac{i}{n} - \frac{l}{n}}{b_n}\right) \right|, \end{aligned} \quad (2.4)$$

where p is increasing with n as well. Therefore, the bootstrap procedure will be based on a Gaussian approximation of the right hand side of (2.4), which is the maximum norm of high-dimensional sparse vector. In this section our approach will be stated in a rather informal way, rigorous statements can be found in Section 3.

To be precise, define for $1 \leq i \leq n$ the p -dimensional vector

$$\begin{aligned} Z_i(u) &= (Z_{i,1}(u), \dots, Z_{i,p}(u))^\top \\ &= K\left(\frac{\frac{i}{n} - u}{b_n}\right) \left(\varepsilon_{i,n}(\frac{1}{p}), \varepsilon_{i,n}(\frac{2}{p}), \dots, \varepsilon_{i,n}(\frac{p-1}{p}), \varepsilon_{i,n}(1)\right)^\top, \end{aligned} \quad (2.5)$$

where $K(\cdot)$ and b_n are the interior kernel and bandwidth used in the estimate (2.3), respectively. Next we define the p -dimensional vector

$$Z_{i,l} = Z_i(\frac{l}{n}) = (Z_{i,l,1}, \dots, Z_{i,l,p})^\top,$$

where

$$Z_{i,l,k} = \varepsilon_{i,n}(\frac{k}{p}) K\left(\frac{\frac{i}{n} - \frac{l}{n}}{b_n}\right) \quad (1 \leq k \leq p).$$

Note that, by (2.4),

$$\hat{\Delta}_{b_n} \approx \max_{\substack{\lceil nb_n \rceil \leq l \leq n - \lceil nb_n \rceil \\ 1 \leq k \leq p}} \left| \frac{1}{\sqrt{nb_n}} \sum_{i=1}^n Z_{i,l,k} \right| \approx \left| \frac{1}{\sqrt{nb_n}} \sum_{i=1}^n (Z_{i,\lceil nb_n \rceil}^\top, \dots, Z_{i,n-\lceil nb_n \rceil}^\top)^\top \right|_\infty, \quad (2.6)$$

where $|a|_\infty$ denotes the maximum norm of a finite dimensional vector a (the dimension will always be clear from context). The entries in the vector $Z_{i,l}$ are zero whenever $|i - l|/(nb_n) \geq 1$. Therefore, the high-dimensional vector $(Z_{i,\lceil nb_n \rceil}^\top, \dots, Z_{i,n-\lceil nb_n \rceil}^\top)^\top$ is sparse and common Gaussian approximations for its maximum norm (see, for example, Chernozhukov et al., 2013), Zhang and Cheng (2018) are not applicable.

To address this issue we reconstruct high-dimensional vectors, say \tilde{Z}_j , by eliminating vanishing entries in the vectors $Z_{i,l}$ and rearranging the nonzero ones. While this approach is very natural it produces additional dependencies, which require a substantial modification of the common multiplier bootstrap as considered, for example, in Zhou and Wu (2010), Zhou (2013), Karmakar et al. (2021) or Mies (2021) for (low dimensional) locally stationary time series. More precisely, we define the $(n - 2\lceil nb_n \rceil + 1)p$ -dimensional vectors $\tilde{Z}_1, \dots, \tilde{Z}_{2\lceil nb_n \rceil - 1}$ by

$$\tilde{Z}_i = (Z_{i,\lceil nb_n \rceil}^\top, Z_{i+1,\lceil nb_n \rceil+1}^\top, \dots, Z_{n-2\lceil nb_n \rceil+i,n-\lceil nb_n \rceil}^\top)^\top. \quad (2.7)$$

We also put $\tilde{Z}_{2\lceil nb_n \rceil} = 0$ and note that

$$\left| \frac{1}{\sqrt{nb_n}} \sum_{i=1}^n \bar{Z}_i \right|_{\infty} = \left| \frac{1}{\sqrt{nb_n}} \sum_{i=1}^{2\lceil nb_n \rceil - 1} \tilde{Z}_i \right|_{\infty}, \quad (2.8)$$

where $\bar{Z}_i := (Z_{i, \lceil nb_n \rceil}^{\top}, Z_{i, \lceil nb_n \rceil + 1}^{\top}, \dots, Z_{i, n - \lceil nb_n \rceil}^{\top})^{\top}$. Note that the right hand

side of (2.8) is a sum of the $(n - 2\lceil nb_n \rceil - 1)p$ dimensional vectors

$$\begin{aligned} \tilde{Z}_1 &= K\left(\frac{1 - \lceil nb_n \rceil}{nb_n}\right) (\vec{\varepsilon}_1, \vec{\varepsilon}_2, \dots, \vec{\varepsilon}_{n - 2\lceil nb_n \rceil + 1})^{\top}, \\ \tilde{Z}_2 &= K\left(\frac{2 - \lceil nb_n \rceil}{nb_n}\right) (\vec{\varepsilon}_2, \vec{\varepsilon}_3, \dots, \vec{\varepsilon}_{n - 2\lceil nb_n \rceil + 2})^{\top}, \\ &\vdots \\ \tilde{Z}_{2\lceil nb_n \rceil - 1} &= K\left(\frac{\lceil nb_n \rceil - 1}{nb_n}\right) (\vec{\varepsilon}_{2\lceil nb_n \rceil - 1}, \vec{\varepsilon}_{2\lceil nb_n \rceil}, \dots, \vec{\varepsilon}_{n-1})^{\top}, \end{aligned} \quad (2.9)$$

where $\vec{\varepsilon}_i = (\varepsilon_{i,n}(\frac{1}{p}), \dots, \varepsilon_{i,n}(\frac{p}{p}))$. On the other hand the left hand side of

(2.8) is a sum of the **sparse** vectors

$$\begin{aligned} \bar{Z}_1 &= \left(K\left(\frac{1 - \lceil nb_n \rceil}{nb_n}\right) \vec{\varepsilon}_1, \quad 0, \quad 0, \quad \dots, \quad 0, \quad 0 \right)^{\top}, \\ \bar{Z}_2 &= \left(K\left(\frac{2 - \lceil nb_n \rceil}{nb_n}\right) \vec{\varepsilon}_2, \quad K\left(\frac{1 - \lceil nb_n \rceil}{nb_n}\right) \vec{\varepsilon}_2, \quad 0, \quad \dots, \quad 0, \quad 0 \right)^{\top}, \\ &\vdots \\ \bar{Z}_{n-1} &= \left(0, \quad 0, \quad 0, \quad \dots, \quad 0, \quad K\left(\frac{\lceil nb_n \rceil - 1}{nb_n}\right) \vec{\varepsilon}_{n-1} \right)^{\top}. \end{aligned}$$

Although, the vectors on both sides of (2.8) are very different, and the number of terms in the sum is different, the non-vanishing elements over which the maximum is taken on both sides coincide. We note that this transformation yields some computational advantages and, even more important, it

allows the development of a Gaussian approximation and a corresponding multiplier bootstrap, which is explained next.

To be precise, observing (2.6), we see that the right hand side of (2.8) is an approximation of the maximum absolute deviation $\max_{u,t} \sqrt{nb_n} |\hat{\Delta}(u, t)|$. In Theorem 1 in Section 3.2 we will show that the vectors $\tilde{Z}_1, \dots, \tilde{Z}_{2\lceil nb \rceil - 1}$ in (2.8) can be replaced by Gaussian vectors. More precisely we prove the existence of $(n - 2\lceil nb_n \rceil + 1)p$ -dimensional centered Gaussian vectors $\tilde{Y}_1, \dots, \tilde{Y}_{2\lceil nb_n \rceil - 1}$ with the same auto-covariance structure as the vector \tilde{Z}_i in (2.7) such that

$$\sup_{x \in \mathbb{R}} \left| \mathbb{P} \left(\max_{\substack{b_n \leq u \leq 1 - b_n \\ 0 \leq t \leq 1}} \sqrt{nb_n} |\hat{\Delta}(u, t)| \leq x \right) - \mathbb{P} \left(\left| \frac{1}{\sqrt{nb_n}} \sum_{i=1}^{2\lceil nb_n \rceil - 1} \tilde{Y}_i \right|_{\infty} \leq x \right) \right| = o(1) \quad (2.10)$$

if p is an appropriate sequence converging to infinity with the sample size (for example, $p = \sqrt{n}$).

The estimate (2.10) is the basic tool for the construction of a SCS for the regression function m . For its application it is necessary to generate Gaussian random vectors \tilde{Y}_i with the same auto-covariance structure as the vector \tilde{Z}_i in (2.7), which is not trivial. To see this, note that the common multiplier bootstrap approach for approximating the distribution of $\frac{1}{\sqrt{nb_n}} \sum_{i=1}^{2\lceil nb_n \rceil - 1} \tilde{Z}_i$ replaces the \tilde{Z}_i by block sums multiplied with

independent random variables, such as $R_i \sum_{s=i}^{i+m} \tilde{Z}_s / \sqrt{m}$ (see Zhang and Cheng, 2014) or $R_i \sum_{s=i}^{i+m} (Z_s - \frac{1}{2^{\lceil nb_n \rceil - 1}} \sum_{s=1}^{2^{\lceil nb_n \rceil - 1}} \tilde{Z}_i) / \sqrt{m}$ (see Zhou, 2013), where $R_1, \dots, R_{2^{\lceil nb_n \rceil}}$ are independent standard normally distributed random variables. However, this would not yield to valid approximation due to the additional dependencies between $\tilde{Z}_1, \dots, \tilde{Z}_{2^{\lceil nb_n \rceil - 1}}$. As an alternative we therefore propose a multiplier bootstrap, which also mimics this dependence structure by multiplying p -dimensional blocks of block sums of \tilde{Z}_i by standard normally distributed random variables, which reflects the specific dependencies of these vectors. In other words the vectors $\tilde{Z}_1, \tilde{Z}_2, \tilde{Z}_3, \dots$ in (2.9) are replaced by

$$\begin{aligned}
& K\left(\frac{1 - \lceil nb_n \rceil}{nb_n}\right) (\vec{\varepsilon}_{1:1+m_n} R_1, \vec{\varepsilon}_{2:2+m_n} R_2, \dots, \vec{\varepsilon}_{n-2^{\lceil nb_n \rceil}+1:n-2^{\lceil nb_n \rceil}+1+m_n} R_{n-2^{\lceil nb_n \rceil}+1})^\top, \\
& K\left(\frac{2 - \lceil nb_n \rceil}{nb_n}\right) (\vec{\varepsilon}_{2:2+m_n} R_2, \vec{\varepsilon}_{3:3+m_n} R_3, \dots, \vec{\varepsilon}_{n-2^{\lceil nb_n \rceil}+2:n-2^{\lceil nb_n \rceil}+2+m_n} R_{n-2^{\lceil nb_n \rceil}+2})^\top, \\
& K\left(\frac{3 - \lceil nb_n \rceil}{nb_n}\right) (\vec{\varepsilon}_{3:3+m_n} R_3, \vec{\varepsilon}_{4:4+m_n} R_4, \dots, \vec{\varepsilon}_{n-2^{\lceil nb_n \rceil}+3:n-2^{\lceil nb_n \rceil}+3+m_n} R_{n-2^{\lceil nb_n \rceil}+3})^\top, \\
& \quad \vdots
\end{aligned} \tag{2.11}$$

respectively, where

$$\vec{\varepsilon}_{j:j+m_n} = \frac{1}{\sqrt{m_n}} \sum_{r=j}^{j+\lceil m_n/2 \rceil - 1} \vec{\varepsilon}_r - \frac{1}{\sqrt{m_n}} \sum_{r=j+\lceil m_n/2 \rceil}^{j+2\lceil m_n/2 \rceil - 1} \vec{\varepsilon}_r.$$

Here we consider local block sums (of increasing length) to mimic the dependence structure of the error process. A difference of local block sums is

used to mitigate the effect of bias if all elements of the unknown errors $\vec{\varepsilon}_i$ are replaced by corresponding nonparametric residuals $\hat{\varepsilon}_{i,n}(s/p)$, $1 \leq s \leq p$ where $\hat{\varepsilon}_{i,n}(t) = X_{i,n}(t) - \hat{m}_{b_n}(\frac{i}{n}, t)$, where \hat{m}_{b_n} is defined (2.3). We emphasize that the use of boundary kernels in this estimate (see Assumption 2.1) allows us to construct SCSs for the boundary region as well. Details are given in Remark 2 below. With the residuals we define the p -dimensional vector

$$\begin{aligned} \hat{Z}_i(u) &= (\hat{Z}_{i,1}(u), \dots, \hat{Z}_{i,p}(u))^\top \\ &= K\left(\frac{i}{n} - u\right) (\hat{\varepsilon}_{i,n}(\frac{1}{p}), \hat{\varepsilon}_{i,n}(\frac{2}{p}), \dots, \hat{\varepsilon}_{i,n}(\frac{p-1}{p}), \hat{\varepsilon}_{i,n}(1))^\top \end{aligned} \quad (2.12)$$

as an analog of (2.5). Similarly, we define the analog of (2.7) by

$$\hat{\tilde{Z}}_j = (\hat{Z}_{j, \lceil nb_n \rceil}^\top, \hat{Z}_{j+1, \lceil nb_n \rceil + 1}^\top, \dots, \hat{Z}_{n-2 \lceil nb_n \rceil + j, n - \lceil nb_n \rceil}^\top)^\top, \quad (2.13)$$

where $\hat{Z}_{i,l} = \hat{Z}_i(\frac{l}{n}) = (\hat{Z}_{i,l,1}, \dots, \hat{Z}_{i,l,p})^\top$. Note that we have replaced $Z_{i,l}$ in (2.7) by $\hat{Z}_{i,l}$, which can be calculated from the data. These vectors will be used in Algorithm 1 to define empirical versions of the vectors in (2.11), which then mimic the dependence structure of the vectors $\tilde{Y}_1, \dots, \tilde{Y}_{2 \lceil nb_n \rceil - 1}$ in the Gaussian approximation (2.10) (see equations (2.15) and (2.16) in Algorithm 1). The SCS for the mean function m is finally defined by

$$\mathcal{C}_n = \{f \in \mathcal{C}^{3,0} : [0, 1]^2 \rightarrow \mathbb{R} \mid \hat{L}_1(u, t) \leq f(u, t) \leq \hat{U}_1(u, t) \forall u \in [b_n, 1 - b_n] \forall t \in [0, 1]\}, \quad (2.14)$$

where the definition of functions $\hat{L}_1, \hat{U}_1 : [0, 1]^2 \rightarrow \mathbb{R}$ is given in Algorithm

1. Finally, Theorem 2 in Section 3 shows that \mathcal{C}_n defines a valid asymptotic $(1 - \alpha)$ confidence surface for the regression function m in model (2.1).

Remark 1. In this paper we assume that at each time point the full trajectory is observed. Therefore, smoothing with respect to the variable t is not necessary. Smoothing with respect to both variables becomes necessary if the trajectories are observed with measurement error. Our method is also applicable to dense and discrete observations from the trajectory. In these cases smoothing with respect to the variable t yields a further bias. Another scenario when smoothing is important is the situation where the trajectory is observed at sparse discrete points. This case is beyond the scope of our paper because it requires a different theory.

2.2 Confidence surfaces with varying width

The confidence surface in Algorithm 1 has a constant width and does not reflect the variability of the estimate \hat{m} at the point (u, t) . In this section we will construct a SCS adjusted by an estimator of the long-run variance (see equation (4.3) in Section 3.1 for the exact definition). Among others, this approach has been proposed by Degras (2011) and Zheng et al. (2014) for repeated measurement data from independent subjects where a variance

Algorithm 1:

(a) Calculate the $(n - 2\lceil nb_n \rceil + 1)p$ -dimensional vectors \hat{Z}_i in (2.13)

(b) For window size m_n , let $m'_n = 2\lfloor m_n/2 \rfloor$, define the vectors

$$\hat{S}_{jm'_n} = \frac{1}{\sqrt{m'_n}} \sum_{r=j}^{j+\lfloor m_n/2 \rfloor - 1} \hat{Z}_r - \frac{1}{\sqrt{m'_n}} \sum_{r=j+\lfloor m_n/2 \rfloor}^{j+m'_n-1} \hat{Z}_r \quad (2.15)$$

and denote by $\hat{\varepsilon}_{j:j+m'_n,k}$ the p -dimensional sub-vector of the vector $\hat{S}_{jm'_n}$ in (2.15) containing its $(k-1)p + 1$ st – k pth components.

(c) **For** $r=1, \dots, B$, **do** Generate i.i.d. $N(0, 1)$ random variables

$\{R_i^{(r)}\}_{i=1, \dots, n-m'_n}$. Calculate

$$T_k^{(r)} = \sum_{j=1}^{2\lceil nb_n \rceil - m'_n} \hat{\varepsilon}_{j:j+m'_n,k} R_{k+j-1}^{(r)}, \quad 1 \leq k \leq n - 2\lceil nb_n \rceil + 1 \quad (2.16)$$

$$T^{(r)} = \max_{1 \leq k \leq n - 2\lceil nb_n \rceil + 1} |T_k^{(r)}|_\infty.$$

end

(d) Define $T_{\lfloor (1-\alpha)B \rfloor}$ as the empirical $(1-\alpha)$ -quantile of the bootstrap sample $T^{(1)}, \dots, T^{(B)}$ and

$$\hat{L}_1(u, t) = \hat{m}_{b_n}(u, t) - \hat{r}_1, \quad \hat{U}_1(u, t) = \hat{m}_{b_n}(u, t) + \hat{r}_1$$

where

$$\hat{r}_1 = \frac{\sqrt{2}T_{\lfloor (1-\alpha)B \rfloor}}{\sqrt{nb_n} \sqrt{2\lceil nb_n \rceil - m'_n}}.$$

Output: SCS (2.14) for the mean function m .

estimator is used for standardization. It has also been considered by Zhou and Wu (2010) who derived a simultaneous confidence tube for the parameter of a time varying coefficients linear model with a (real-valued) locally stationary error process. In the situation of non-stationary functional data as considered here this task is challenging as an estimator of the long-run variance is required, which is uniformly consistent on the square $[0, 1]^2$.

In order to define such an estimator let H denote the Epanechnikov kernel and define for some bandwidth $\tau_n \in (0, 1)$ the weights

$$\bar{\omega}(t, i) = H\left(\frac{i/n - t}{\tau_n}\right) / \sum_{i=1}^n H\left(\frac{i/n - t}{\tau_n}\right).$$

Let $S_{k,r}^X = \frac{1}{\sqrt{r}} \sum_{i=k}^{k+r-1} X_{i,n}$ denote the normalized partial sum of the data $X_{k,n}, \dots, X_{k+r-1,n}$ (note that these are functions) and define for $w \geq 2$

$$\Delta_j(t) = \frac{S_{j-w+1,w}^X(t) - S_{j+1,w}^X(t)}{\sqrt{w}}.$$

An estimator of the long-run variance (where the exact definition is in (4.3))

is then defined by

$$\hat{\sigma}^2(u, t) = \sum_{j=1}^n \frac{w \Delta_j^2(t)}{2} \bar{\omega}(u, j), \quad (2.17)$$

if $u \in [w/n, 1 - w/n]$. For $u \in [0, w/n]$ and $u \in (1 - w/n, 1]$ we define

it as $\hat{\sigma}^2(u, t) = \hat{\sigma}^2(w/n, t)$ and $\hat{\sigma}^2(u, t) = \hat{\sigma}^2(1 - w/n, t)$, respectively. We

will show in Proposition 1 in Section 3 that this estimator is uniformly consistent.

To state the bootstrap algorithm for a SCS of the form (2.2) with varying width, we introduce the following notation

$$\begin{aligned}\hat{Z}_i^{\hat{\sigma}}(u) &= (\hat{Z}_{i,1}^{\hat{\sigma}}(u), \dots, \hat{Z}_{i,p}^{\hat{\sigma}}(u))^\top \\ &= K\left(\frac{i}{n} - u\right) \left(\frac{\hat{\varepsilon}_{i,n}(\frac{1}{p})}{\hat{\sigma}(\frac{i}{n}, \frac{1}{p})}, \frac{\hat{\varepsilon}_{i,n}(\frac{2}{p})}{\hat{\sigma}(\frac{i}{n}, \frac{2}{p})}, \dots, \frac{\hat{\varepsilon}_{i,n}(\frac{p-1}{p})}{\hat{\sigma}(\frac{i}{n}, \frac{p-1}{p})}, \frac{\hat{\varepsilon}_{i,n}(1)}{\hat{\sigma}(\frac{i}{n}, 1)}\right)^\top\end{aligned}$$

and consider the normalized analog

$$\hat{\tilde{Z}}_j^{\hat{\sigma}} = (\hat{Z}_{j, \lceil nb_n \rceil}^{\hat{\sigma}, \top}, \hat{Z}_{j+1, \lceil nb_n \rceil + 1}^{\hat{\sigma}, \top} \dots, \hat{Z}_{n-2 \lceil nb_n \rceil + j, n - \lceil nb_n \rceil}^{\hat{\sigma}, \top})^\top \quad (2.18)$$

of the vector $\hat{\tilde{Z}}_j$ in (2.13), where $\hat{Z}_{i,l}^{\hat{\sigma}} = \hat{Z}_i^{\hat{\sigma}}(\frac{l}{n}) = (\hat{Z}_{i,l,1}^{\hat{\sigma}}, \dots, \hat{Z}_{i,l,p}^{\hat{\sigma}})^\top$. The SCS with varying width for the mean function m is then defined by

$$\mathcal{C}_n^{\hat{\sigma}} = \{f \in \mathcal{C}^{3,0} : [0, 1]^2 \rightarrow \mathbb{R} \mid \hat{L}_2^{\hat{\sigma}}(u, t) \leq f(u, t) \leq \hat{U}_2^{\hat{\sigma}}(u, t) \ \forall u \in [b_n, 1 - b_n] \ \forall t \in [0, 1]\}, \quad (2.19)$$

where the functions \hat{L}_2 and \hat{U}_2 are constructed in Algorithm 2. Theorem 4 in Section 3.2 shows that this defines a valid asymptotic $(1 - \alpha)$ confidence surface for the function m in model (2.1).

We also emphasize that we can construct similar SCSs for noisy and multivariate locally stationary functional time series; see Remarks S3 and S4 in the supplementary material for details.

Algorithm 2:

- (a) Calculate the estimate of the long-run variance $\hat{\sigma}^2$ in (2.17).
- (b) Calculate the $(n - 2\lceil nb_n \rceil + 1)p$ -dimensional vectors $\hat{Z}_i^{\hat{\sigma}}$ in (2.18).
- (c) For window size m_n , let $m'_n = 2\lfloor m_n/2 \rfloor$, define

$$\hat{S}_{jm'_n}^{\hat{\sigma}} = \frac{1}{\sqrt{m'_n}} \sum_{r=j}^{j+\lfloor m_n/2 \rfloor - 1} \hat{Z}_r^{\hat{\sigma}} - \frac{1}{\sqrt{m'_n}} \sum_{r=j+\lfloor m_n/2 \rfloor}^{j+m'_n-1} \hat{Z}_r^{\hat{\sigma}}$$

and denote by $\hat{\varepsilon}_{j:j+m'_n,k}^{\hat{\sigma}}$ be the p -dimensional sub-vector of the vector $\hat{S}_{jm'_n}^{\hat{\sigma}}$ containing its $(k-1)p + 1$ st – k pth components.

- (d) **For** $r = 1, \dots, B$ **do** Generate i.i.d. $N(0, 1)$ random variables

$\{R_i^{(r)}\}_{i=1, \dots, n-m'_n}$. Calculate

$$T_k^{\hat{\sigma},(r)} = \sum_{j=1}^{2\lceil nb_n \rceil - m'_n} \hat{\varepsilon}_{j:j+m'_n,k}^{\hat{\sigma}} R_{k+j-1}^{(r)}, \quad k = 1, \dots, n - 2\lceil nb_n \rceil + 1,$$

$$T^{\hat{\sigma},(r)} = \max_{1 \leq k \leq n - 2\lceil nb_n \rceil + 1} |T_k^{\hat{\sigma},(r)}|_{\infty}.$$

end

- (e) Define $T_{\lfloor (1-\alpha)B \rfloor}^{\hat{\sigma}}$ as the empirical $(1 - \alpha)$ -quantile of the sample $T^{\hat{\sigma},(1)}, \dots, T^{\hat{\sigma},(B)}$ and

$$\hat{L}_2^{\hat{\sigma}}(u, t) = \hat{m}_{b_n}(u, t) - \hat{r}_2(u, t), \quad \hat{U}_2^{\hat{\sigma}}(u, t) = \hat{m}_{b_n}(u, t) + \hat{r}_2(u, t),$$

where

$$\hat{r}_2(u, t) = \frac{\hat{\sigma}(u, t) \sqrt{2} T_{\lfloor (1-\alpha)B \rfloor}^{\hat{\sigma}}}{\sqrt{nb_n} \sqrt{2\lceil nb_n \rceil - m'_n}}$$

Output: SCS (2.19) with varying width for the mean function m .

3. Theoretical justification

In this section, we first present the locally stationary functional time series model for which the theoretical results of this paper are derived (Section 3.1). We also describe under which conditions Algorithm 1 and 2 provide valid asymptotic $(1 - \alpha)$ confidence surfaces for the regression function m in model (2.1) (Section 3.2 and 3.3). Throughout this paper we use the notation

$$\Theta(a, b) = a\sqrt{1 \vee \log((b/a))}$$

for positive constants a, b , and the notation $a \vee b$ denotes the maximum of the real numbers a and b .

3.1 Locally stationary processes and physical dependence

We begin with an assumption for the mean function m in model (2.1).

Assumption 3.1. $m \in \mathcal{C}^{3,0}$.

In fact, in the proof of Theorem 3, we show that the difference between $\hat{m}_{b_n}(u, t)$ and $m(u, t)$ can be uniformly approximated by a weighted sum of the random variables $\varepsilon_{1,n}(t), \dots, \varepsilon_{n,n}(t)$. As a consequence, an approximation of the form (2.4) for an increasing number of points $\{t_1, \dots, t_p\}$ is guaranteed by an appropriate smoothness condition on the error process

$\{\varepsilon_{i,n}(t)\}_{i=1,\dots,n}$, which will be introduced next.

Assumption 3.2. The error process has the form

$$\varepsilon_{i,n}(t) = G\left(\frac{i}{n}, t, \mathcal{F}_i\right), \quad i = 1, \dots, n$$

where $\mathcal{F}_i = (\dots, \eta_{i-1}, \eta_i)$, $(\eta_i)_{i \in \mathbb{Z}}$ is a sequence of independent identically distributed random variables in some measurable space \mathcal{S} and $G : [0, 1] \times [0, 1] \times \mathcal{S}^{\mathbb{Z}} \rightarrow \mathbb{R}$ denotes a filter with the following properties:

(1) There exists a constant $t_0 > 0$ such that

$$\sup_{u, t \in [0, 1]} \mathbb{E}(t_0 \exp(G(u, t, \mathcal{F}_0))) < \infty. \quad (4.1)$$

(2) Let $(\eta'_i)_{i \in \mathbb{N}}$ denote a sequence of independent identically distributed random variables which is independent of but has the same distribution as $(\eta_i)_{i \in \mathbb{Z}}$. Define $\mathcal{F}_i^* = (\dots, \eta_{-1}, \eta'_0, \eta_1, \dots, \eta_i)$ and consider for some $q > 2$ the dependence measure

$$\delta_q(G, i) = \sup_{u, t \in [0, 1]} \|G(u, t, \mathcal{F}_i) - G(u, t, \mathcal{F}_i^*)\|_q. \quad (4.2)$$

There exists a constant $\chi \in (0, 1)$ such that for $i \geq 0$

$$\delta_q(G, i) = O(\chi^i).$$

(3) For the same constant q as in (2) there exists a positive constant M

such that

$$\sup_{t \in [0,1], u_1, u_2 \in [0,1]} \|G(u_1, t, \mathcal{F}_i) - G(u_2, t, \mathcal{F}_i)\|_q \leq M|u_1 - u_2|.$$

(4) The *long-run variance*

$$\sigma^2(u, t) := \sum_{k=-\infty}^{\infty} \text{Cov}(G(u, t, \mathcal{F}_0), G(u, t, \mathcal{F}_k)) \quad (4.3)$$

of the process $(G(u, t, \mathcal{F}_i))_{i \in \mathbb{Z}}$ satisfies

$$\inf_{u, t \in [0,1]} \sigma^2(u, t) > 0.$$

Assumption 3.2(2) requires that the dependence measure is geometrically decaying. Similar results as presented in this section can be obtained under summability assumptions with substantially more intensive mathematical arguments and complicated notation, see Remark S5(ii) in the supplemental material for some details. Assumption 3.2(3) means that the locally stationary functional time series is smooth in u , while the smoothness in t is provided in the next assumption. They are crucial for constructing SCSs of the form (2.2).

Assumption 3.3. The filter G in Assumption 3.2 is differentiable with respect to t . If $G_2(u, t, \mathcal{F}_i) = \frac{\partial}{\partial t} G(u, t, \mathcal{F}_i)$, $G_2(u, 0, \mathcal{F}_i) = G_2(u, 0+, \mathcal{F}_i)$,

$G_2(u, 1, \mathcal{F}_i) = G_2(u, 1-, \mathcal{F}_i)$, we assume that there exists a constant $q^* > 2$ such that for some $\chi \in (0, 1)$ and $i \geq 0$,

$$\delta_{q^*}(G_2, i) = O(\chi^i).$$

In the online supplement we present several examples of locally stationary functional time series satisfying these assumptions (see Section S5).

3.2 Theoretical analysis of the methodology in Section 2.1

The bootstrap methodology introduced in Section 2 is based on the Gaussian approximation (2.10), which will be stated rigorously in Theorem 1. Theorem 2 shows under which conditions the confidence surface (2.14) has asymptotic level $(1 - \alpha)$.

Theorem 1 (Justification of Gaussian approximation (2.10)). *Let Assumptions 2.1, 3.1 - 3.3 be satisfied and assume that $n^{1+a}b_n^9 = o(1)$, $n^{a-1}b_n^{-1} = o(1)$ for some $0 < a < 4/5$. Then there exists a sequence of centered $(n - 2\lceil nb_n \rceil + 1)p$ -dimensional centered Gaussian vectors $\tilde{Y}_1, \dots, \tilde{Y}_{2\lceil nb_n \rceil - 1}$ with the same auto-covariance structure as the vector \tilde{Z}_i in (2.7) such that the distance \mathfrak{P}_n defined in (2.10) satisfies*

$$\begin{aligned} \mathfrak{P}_n = O\left((nb_n)^{-(1-11\iota)/8} + \Theta\left(\sqrt{nb_n}\left(b_n^4 + \frac{1}{n}\right), np \right) \right. \\ \left. + \Theta\left(((np)^{1/q^*} ((nb_n)^{-1} + 1/p))^{\frac{q^*}{q^*+1}}, np \right) \right) \end{aligned}$$

for any sequence $p \rightarrow \infty$ with $np = O(\exp(n^\iota))$ for some $0 \leq \iota < 1/11$. In particular, for the choice $p = n^c$ with $c > 0$ we have

$$\mathfrak{P}_n = o(1)$$

if the constant q^* in Assumption 3.3 is sufficiently large.

In Section S2.4 of the supplementary material we investigate the finite sample properties of the approximation in Theorem 1 by means of a simulation study. Moreover, Theorem 1 is the main ingredient to prove the validity of the bootstrap SCS \mathcal{C}_n defined in (2.14) by Algorithm 1. More precisely, we have the following result.

Theorem 2. *Assume that the conditions of Theorem 1 hold. Recall that m_n is the block size defined in (2.11) Define*

$$\vartheta_n = \frac{\log^2 n}{m_n} + \frac{m_n \log n}{nb_n} + \sqrt{\frac{m_n}{nb_n}} (np)^{4/q}.$$

If $p \rightarrow \infty$ such that $np = O(\exp(n^\iota))$ for some $0 \leq \iota < 1/11$ and

$$\vartheta_n^{1/3} \left\{ 1 \vee \log \left(\frac{np}{\vartheta_n} \right) \right\}^{2/3} + \Theta \left(\left(\sqrt{m_n \log np} \left(\frac{1}{\sqrt{nb_n}} + b_n^3 \right) (np)^{\frac{1}{q}} \right)^{q/(q+1)}, np \right) = o(1),$$

then the SCS (2.14) constructed by Algorithm 1 satisfies

$$\lim_{n \rightarrow \infty} \lim_{B \rightarrow \infty} \mathbb{P}(m \in \mathcal{C}_n \mid \mathcal{F}_n) = 1 - \alpha$$

in probability.

Theorem 2 can also be built on alternative assumptions, such as the polynomial decaying instead of geometric decaying dependence measure as in Assumption 3.2(2). Due to page limit, we relegate further discussions on conditions to Section S5 of the supplemental material.

3.3 Theoretical analysis of the methodology in Section 2.2

In this section we will prove that the surface (2.19) defines an asymptotic $(1 - \alpha)$ confidence surface with varying width for the mean function m . If the long-run variance in (4.3) would be known, a confidence surface could be based on the “normalized” maximum deviation of

$$\hat{\Delta}^\sigma(u, t) = \frac{\hat{m}_{b_n}(u, t) - m(u, t)}{\sigma(u, t)}.$$

Therefore we will derive a Gaussian approximation for the vector $(\hat{\Delta}^\sigma(\frac{l}{n}, \frac{k}{p}))$, $l = 1, \dots, n; k = 1, \dots, p$ first and define for $1 \leq i \leq n$ the p dimensional vector

$$\begin{aligned} Z_i^\sigma(u) &= (Z_{i,1}^\sigma(u), \dots, Z_{i,p}^\sigma(u))^\top \\ &= K \left(\frac{\frac{i}{n} - u}{b_n} \right) \left(\varepsilon_{i,n}^\sigma\left(\frac{1}{p}\right), \varepsilon_{i,n}^\sigma\left(\frac{2}{p}\right), \dots, \varepsilon_{i,n}^\sigma\left(\frac{p-1}{p}\right), \varepsilon_{i,n}^\sigma(1) \right)^\top, \end{aligned}$$

where $\varepsilon_{i,n}^\sigma(t) = \varepsilon_{i,n}(t)/\sigma(\frac{i}{n}, t)$. Similarly as in Section 2.2 we consider the p -dimensional vector

$$Z_{i,l}^\sigma = Z_i^\sigma\left(\frac{l}{n}\right) = (Z_{i,l,1}^\sigma, \dots, Z_{i,l,p}^\sigma)^\top,$$

where

$$Z_{i,l,k}^\sigma = \varepsilon_{i,n}^\sigma \left(\frac{k}{p}\right) K\left(\frac{\frac{i}{n} - \frac{l}{n}}{b_n}\right) \quad (1 \leq k \leq p).$$

Finally, we define the $(n-2\lceil nb_n \rceil + 1)p$ -dimensional vectors $\tilde{Z}_1^\sigma, \dots, \tilde{Z}_{2\lceil nb_n \rceil - 1}^\sigma$ by

$$\tilde{Z}_j^\sigma = \left(Z_{j,\lceil nb_n \rceil}^{\sigma,\top}, Z_{j+1,\lceil nb_n \rceil + 1}^{\sigma,\top}, \dots, Z_{n-2\lceil nb_n \rceil + j, n - \lceil nb_n \rceil}^{\sigma,\top} \right)^\top \quad (4.4)$$

and obtain the following result.

Theorem 3. *Let the Assumptions of Theorem 1 be satisfied and assume that the partial derivative $\frac{\partial^2 \sigma(u,t)}{\partial u \partial t}$ exists and is bounded on $[0, 1]^2$. Then there exist $(n-2\lceil nb_n \rceil + 1)p$ -dimensional centered Gaussian vectors $\tilde{Y}_1^\sigma, \dots, \tilde{Y}_{2\lceil nb_n \rceil - 1}^\sigma$ with the same auto-covariance structure as the vector \tilde{Z}_i^σ in (4.4) such that*

$$\begin{aligned} \mathfrak{P}_n^\sigma &:= \sup_{x \in \mathbb{R}} \left| \mathbb{P}\left(\max_{b_n \leq u \leq 1 - b_n, 0 \leq t \leq 1} \sqrt{nb_n} |\hat{\Delta}^\sigma(u, t)| \leq x\right) - \mathbb{P}\left(\left|\frac{1}{\sqrt{nb_n}} \sum_{i=1}^{2\lceil nb_n \rceil - 1} \tilde{Y}_i^\sigma\right|_\infty \leq x\right) \right| \\ &= O\left((nb_n)^{-(1-11\iota)/8} + \Theta\left(\sqrt{nb_n}\left(b_n^4 + \frac{1}{n}\right), np\right)\right) \\ &\quad + \Theta\left(\left[(np)^{1/q^*} \left((nb_n)^{-1} + 1/p\right)\right]^{\frac{q^*}{q^*+1}}, np\right) + \Theta\left(b_n^{\frac{q-2}{q+1}}, np\right) \end{aligned}$$

for any sequence $p \rightarrow \infty$ with $np = O(\exp(n^\iota))$ for some $0 \leq \iota < 1/11$. In particular, for the choice $p = n^c$ for any $c > 0$ we have $\mathfrak{P}_n^\sigma = o(1)$ if the constant q^* in Assumption 3.3 is sufficiently large, such that

$$\Theta\left(\left[(np)^{1/q^*} \left((nb_n)^{-1} + 1/p\right)\right]^{\frac{q^*}{q^*+1}}, np\right) = o(1).$$

The next result shows that the estimator $\hat{\sigma}$ defined by (2.17) is uniformly consistent. Thus the unknown long-run variance σ^2 in Theorem 3

can be replaced by $\hat{\sigma}^2$ and the result can be used to prove the validity of the confidence surface (2.19) defined by Algorithm 2.

Proposition 1. *Let the assumptions of Theorem 1 be satisfied and assume that the partial derivative $\frac{\partial^2 \sigma(u,t)}{\partial^2 u}$ exists on the square $[0, 1]^2$, is bounded and Lipschitz continuous in $u \in (0, 1)$. If $w \rightarrow \infty$, $w = o(n^{2/5})$, $w = o(n\tau_n)$, $\tau_n \rightarrow 0$ and $n\tau_n \rightarrow \infty$ we have that*

$$\left\| \sup_{\substack{u \in [\gamma_n, 1-\gamma_n] \\ t \in [0, 1]}} |\hat{\sigma}^2(u, t) - \sigma^2(u, t)| \right\|_{q'} = O(g_n + \tau_n^2),$$

$$\left\| \sup_{\substack{u \in [0, \gamma_n) \cup (1-\gamma_n, 1] \\ t \in [0, 1]}} |\hat{\sigma}^2(u, t) - \sigma^2(u, t)| \right\|_{q'} = O(g_n + \tau_n),$$

where

$$g_n = \frac{w^{5/2}}{n} \tau_n^{-1/q'} + w^{1/2} n^{-1/2} \tau_n^{-1/2-2/q'} + w^{-1},$$

$\gamma_n = \tau_n + w/n$, $q' = \min(q, q^*)$ and q, q^* are defined in Assumptions 3.2 and 3.3, respectively.

We investigate the finite sample performance of the long-run variance estimator $\hat{\sigma}^2$ in Section S2.5 of the supplementary material by means of a simulation study. Proposition 1 and Theorem 3 yield that $\mathfrak{P}_n^{\hat{\sigma}} = o_p(1)$ provided that $\mathfrak{P}_n^{\sigma} = o(1)$.

Theorem 4. *Assume that the conditions of Theorem 2, Proposition 1 hold, that $p = n^c$ for some $c > 0$, and that q^* in Theorem 3 satisfies*

$\Theta\left(\left[(np)^{1/q^*}((nb_n)^{-1} + 1/p)\right]^{\frac{q^*}{q^*+1}}, np\right) = o(1)$. Further assume there exists a sequence $\eta_n \rightarrow \infty$ such that

$$\Theta\left(\left(\sqrt{m_n \log np}(g_n + \tau_n)\eta_n(np)^{\frac{1}{q}}\right)^{q/(q+1)}, np\right) + \eta_n^{-q'} = o(1),$$

where γ_n , g_n and q' are defined in Proposition 1. Then the SCS (2.19) defined by Algorithm 2 satisfies

$$\lim_{n \rightarrow \infty} \lim_{B \rightarrow \infty} \mathbb{P}(m \in \mathcal{C}_n^{\hat{\sigma}} \mid \mathcal{F}_n) = 1 - \alpha$$

in probability.

Remark 2. Note that the SCS derived so far exclude the boundary region $[0, b_n) \cup (1 - b_n, b_n]$ for the variable u . This is common practice in the context of simultaneous inference for kernel based estimates, as inference at the boundary is very difficult due to the inaccurate estimation and sophisticated statistical properties of most nonparametric estimators at the boundary. The problem of simultaneous confidence bands including the boundary region has even not been thoroughly investigated for one-dimensional responses (see for example Zhou and Wu, 2010; Wu and Zhou, 2017). In the following discussion we provide a first solution to this problem. Since the bias of the usual local linear estimates at the boundary is of order $O(b_n^2)$ and therefore too large for simultaneous inference, we use higher order one

sided kernel for the boundary region. Simple calculations show that the bias of the NW estimator with this kernel can be of order $O(\frac{1}{n} + b_n^3)$. We discuss the constant width SCS for the boundary, while the varying SCS could be constructed in a similar way. Let $\tilde{K}_l(v) = \sum_{i=1}^n K_l(\frac{i/n-v/n}{b_n})$ and $\tilde{K}_r(v) = \sum_{i=1}^n K_r(\frac{i/n-v/n}{b_n})$. Then, similar to (2.13), we define

$$\begin{aligned}\hat{Z}_i^l(u) &= K_l\left(\frac{\frac{i}{n}-u}{b_n}\right) \left(\hat{\varepsilon}_{i,n}(\frac{1}{p}), \varepsilon_{i,n}(\frac{2}{p}), \dots, \hat{\varepsilon}_{i,n}(\frac{p-1}{p}), \hat{\varepsilon}_{i,n}(1)\right)^\top \\ \hat{Z}_i^r(u) &= K_r\left(\frac{\frac{i}{n}-u}{b_n}\right) \left(\hat{\varepsilon}_{i,n}(\frac{1}{p}), \hat{\varepsilon}_{i,n}(\frac{2}{p}), \dots, \hat{\varepsilon}_{i,n}(\frac{p-1}{p}), \hat{\varepsilon}_{i,n}(1)\right)^\top\end{aligned}$$

and consider for $1 \leq s \leq \lceil nb_n \rceil$ the $\lceil nb_n \rceil$ and $\lceil nb_n \rceil + 1$ dimensional vectors

\hat{Z}_s^l and \hat{Z}_s^r as

$$\begin{aligned}\hat{Z}_s^l &= (\hat{Z}_s^{l\top}(\frac{1}{n})/\tilde{K}_l(1), \hat{Z}_{s+1}^{l\top}(\frac{2}{n})/\tilde{K}_l(2), \dots, Z_{s+\lceil nb_n \rceil-2}^{l\top}(\frac{\lceil nb_n \rceil-1}{n})/\tilde{K}_l(\lceil nb_n \rceil-1))^\top \\ \hat{Z}_s^r &= (\hat{Z}_{n'+s}^{r\top}(\frac{n'+\lceil nb_n \rceil}{n})/\tilde{K}_r(n'+\lceil nb_n \rceil), \hat{Z}_{n'+s+1}^{r\top}(\frac{n'+\lceil nb_n \rceil+1}{n})/\tilde{K}_r(n'+\lceil nb_n \rceil+1), \dots, \\ &\quad Z_{n'+s+\lceil nb_n \rceil-1}^{r\top}(1)/\tilde{K}_r(n))^\top\end{aligned}$$

where $n' = n - 2\lceil nb_n \rceil + 1$. For window size m_n , let $m'_n = 2\lfloor m_n/2 \rfloor$, define

the vectors

$$\hat{S}_{jm'_n}^l = \frac{1}{\sqrt{m'_n}} \sum_{r=j}^{j+\lfloor m_n/2 \rfloor-1} \hat{Z}_r^l - \frac{1}{\sqrt{m'_n}} \sum_{r=j+\lfloor m_n/2 \rfloor}^{j+m'_n-1} \hat{Z}_r^l.$$

Let $\hat{\varepsilon}_{j:j+m'_n,k}^l$ be the p -dimensional sub-vector of the vector $\hat{S}_{jm'_n}^l$ containing its $(k-1)p + 1$ st – k pth components. Then for $v = 1, \dots, B$, we generate

i.i.d. $N(0, 1)$ random variables $\{R_i^{(v)}\}_{i=1, \dots, 2\lceil nb_n \rceil - m'_n}$. and calculate for $k = 1, \dots, \lceil nb_n \rceil$

$$T_k^{l,(v)} = \sum_{j=1}^{\lceil nb_n \rceil - m'_n} \hat{\varepsilon}_{j:j+m'_n, k}^{\hat{z}_s^l} R_{k+j-1}^{(v)}, \quad T^{l,(r)} = \max_{1 \leq k \leq \lceil nb_n \rceil} |T_k^{(r)}|_\infty.$$

Similarly, using \hat{Z}_s^r and another sequence of *i.i.d.* $N(0, 1)$ random variables $\{V_i^{(v)}\}_{i=1, \dots, 2\lceil nb_n \rceil - m'_n}$ we could generate $T^{r,(v)}$ for $v = 1, \dots, B$, where $\{V_i^{(v)}\}$ and $\{R_i^{(v)}\}$ are independent. Define $T_{\lfloor (1-\alpha)B \rfloor}$ as the empirical $(1 - \alpha)$ -quantile of the bootstrap sample $T^{l,(1)}, \dots, T^{l,(B)}, T^{r,(1)}, \dots, T^{r,(B)}$, then the lower and upper bound of the $(1 - \alpha)$ -SCS for $u \in [0, b_n) \cup (1 - b_n, 1]$ are given by $\hat{L}_{\text{boundary}}(u, t) = \hat{m}_{b_n}(u, t) - \hat{r}_{\text{boundary}}$ and $\hat{U}_{\text{boundary}}(u, t) = \hat{m}_{b_n}(u, t) + \hat{r}_{\text{boundary}}$, respectively where $\hat{r}_{\text{boundary}} = \frac{\sqrt{nb_n} T_{\lfloor (1-\alpha)B \rfloor}}{\sqrt{\lceil nb_n \rceil - m'_n}}$ and $u \in [0, b_n) \cup (1 - b_n, 1], t \in [0, 1]$. We examine the empirical coverage probabilities of this SCS in Section S2.3 of the online supplement.

4. Real data

In this section we illustrate the proposed methodology analyzing the implied volatility (IV) of the European call option of SP500. These options are contracts such that their holders have the right to buy the SP500 at a specified price (strike price) on a specified date (expiration date). The implied volatility is derived from the observed SP500 option prices, directly

observed parameters, such as risk-free rate and expiration date, and option pricing methods, and is widely used in the studies of quantitative finance. For more details, we refer to Hull (2003).

We collect the implied volatility and the strike price from the ‘option-metrics’ database and the SP500 index from the CRSP database. Both databases can be accessed from Wharton Research Data Service (WRDS). We calculate the SCSs for the implied volatility surface, which is a two variate function of time (more precisely time to maturity) and moneyness, where the moneyness is calculated using strike price divided by SP500 indices. The options are collected from December 21, 2016 to July 19, 2019, and the expiration date is December 20, 2019. Therefore the length of time series is 647. Within each day we observe the volatility curve, which is IV as a function of moneyness.

Recently, Liu et al. (2016) models IV via functional time series. Following their perspective, we shall study the IV data via model (2.1), where $X_{i,n}(t)$ represents the observed volatility curve at a day i , with total sample size $n = 647$. We consider the options with moneyness in the range of $[0.8, 1.4]$, corresponding to options that have been actively traded in this period (note that, our methodology was developed for functions on the interval $[0, 1]$, but it is straightforward to extend this to an arbitrary com-

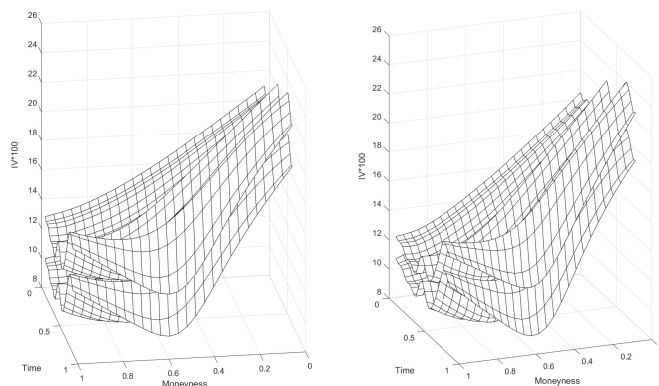


Figure 2: 95% SCS of the form (2.2) for the IV surface. Left panel: constant width (Algorithm 1); Right panel: variable width (Algorithm 2).

pact interval $[a, b]$). The number of observations for each day varies from 34 to 56, and we smooth the implied volatility using linear interpolation and constant extrapolation.

In practice it is important to determine whether the volatility curve changes with time, i.e., to test $H_0 : m(u, t) \equiv m(t)$. As pointed out by Daglish et al. (2007), the volatility surface of an asset would be flat and unchanging if the assumptions of Black–Scholes (Black and Scholes, 1973) hold. In particular, Daglish et al. (2007) demonstrate that for most assets the volatility surfaces are not flat and are stochastically changing in practice. We can provide an inference tool for such a conclusion using the SCSs developed in Section 4. For example, note, that by the duality between

confidence regions and hypotheses tests, an asymptotic level α test for the hypothesis $H_0 : m(u, t) \equiv m(t)$ is obtained by rejecting the null hypothesis, whenever the surface of the form $m(u, t) = m(t)$ is not contained in an $(1 - \alpha)$ SCS of the form (2.2).

Therefore we construct the 95% SCS for the regression function m with constant and varying width using Algorithm 1 and Algorithm 2, respectively. Following Section S2.1 of supplemental material we choose $b_n = 0.1$ and $m_n = 36$. The results are depicted in Figure 4 (for a better illustration the z -axis shows $100\times$ implied volatility). We observe from both figures that the SCSs do not contain a surface of the form $m(u, t) = m(t)$ and therefore reject the null hypothesis (at significance level 5%). In the supplement, we construct the simultaneous confidence bands of IV w.r.t. fixed t and fixed u .

Supplementary Materials

contains further results for noisy and multivariate locally stationary functional time series, the confidence bands for the functions $t \rightarrow m(u, t)$ (fixed u) and $u \rightarrow m(u, t)$ (fixed t), implementation details, simulation and additional data analysis results, examples of locally stationary functional time

series. It also includes all the detailed proofs.

Acknowledgements

Holger Dette gratefully acknowledges Collaborative Research Center “Statistical modeling of nonlinear dynamic processes” (SFB 823, Project A1, C1) of the German Research Foundation (DFG). Weichi Wu gratefully acknowledges NSFC no.12271287. Weichi Wu is the corresponding author.

References

- Aue, A., Rice, G., and Sönmez, O. (2018). Detecting and dating structural breaks in functional data without dimension reduction. *Journal of the Royal Statistical Society: Series B (Statistical Methodology)*, 80(3):509–529.
- Aue, A. and van Delft, A. (2020). Testing for stationarity of functional time series in the frequency domain. *The Annals of Statistics*, 48(5):2505 – 2547.
- Black, F. and Scholes, M. (1973). The pricing of options and corporate liabilities. *Journal of Political Economy*, 81(3):637–654.
- Bosq, D. (2000). *Linear Processes in Function Spaces: Theory and Applications*. Lecture Notes in Statistics. Springer New York.
- Bucchia, B. and Wendler, M. (2017). Change-point detection and bootstrap for Hilbert space valued random fields. *Journal of Multivariate Analysis*, 155:344–368.

- Bücher, A., Dette, H., and Heinrichs, F. (2020). Detecting deviations from second-order stationarity in locally stationary functional time series. *Annals of the Institute of Statistical Mathematics*, 72:1055–1094.
- Cao, G., Yang, L., and Todem, D. (2012). Simultaneous inference for the mean function based on dense functional data. *Journal of Nonparametric Statistics*, 24(2):359–377.
- Chatterjee, S. (2014). *Superconcentration and related topics*, volume 15. Springer.
- Chen, M. and Song, Q. (2015). Simultaneous inference of the mean of functional time series. *Electronic Journal of Statistics*, 9(2):1779–1798.
- Chernozhukov, V., Chetverikov, D., and Kato, K. (2013). Gaussian approximations and multiplier bootstrap for maxima of sums of high-dimensional random vectors. *The Annals of Statistics*, 41(6):2786–2819.
- Chernozhukov, V., Chetverikov, D., and Kato, K. (2015). Comparison and anti-concentration bounds for maxima of gaussian random vectors. *Probability Theory and Related Fields*, 162(1):47–70.
- Craven, P. and Wahba, G. (1978). Smoothing noisy data with spline functions. *Numerische mathematik*, 31(4):377–403.
- Daglish, T., Hull, J., and Suo, W. (2007). Volatility surfaces: theory, rules of thumb, and empirical evidence. *Quantitative Finance*, 7(5):507–524.
- Degras, D. (2011). Simultaneous confidence bands for nonparametric regression with functional data. *Statistica Sinica*, 21:1735–1765.
- Degras, D. (2017). Simultaneous confidence bands for the mean of functional data. *WIREs Computational Statistics*, 9(3):e1397.
- Dette, H. and Kokot, K. (2020). Bio-equivalence tests in functional data by maximum

- deviation. *Biometrika*, to appear.
- Dette, H., Kokot, K., and Aue, A. (2020). Functional data analysis in the Banach space of continuous functions. *Annals of Statistics*, 48(2):1168–1192.
- Dette, H. and Wu, W. (2019). Detecting relevant changes in the mean of nonstationary processes—a mass excess approach. *The Annals of Statistics*, 47(6):3578–3608.
- Dette, H. and Wu, W. (2022). Prediction in locally stationary time series. *Journal of Business & Economic Statistics*, 40(1):370–381.
- Dette, H., Wu, W., and Zhou, Z. (2019). Change point analysis of correlation in non-stationary time series. *Statistica Sinica*, 29(2):611–643.
- Ferraty, F. and Vieu, P. (2010). *Nonparametric Functional Data Analysis*. Springer-Verlag, New York.
- Horváth, L. and Kokoszka, P. (2012). *Inference for Functional Data with Applications*. Springer-Verlag, New York.
- Horváth, L., Kokoszka, P., and Rice, G. (2014). Testing stationarity of functional time series. *Journal of Econometrics*, 179:66–82.
- Hsing, T. and Eubank, R. (2015). *Theoretical Foundations of Functional Data Analysis, with an Introduction to linear Operators*. Wiley, New York.
- Hull, J. C. (2003). *Options futures and other derivatives*. Pearson Education India.
- Karmakar, S., Richter, S., and Wu, W. B. (2021). Simultaneous inference for time-varying models. *Journal of Econometrics*.
- Konakov, V. D. and Piterbarg, V. I. (1984). On the convergence rate of maximal deviation distribution for kernel regression estimate. *Journal of Multivariate Analysis*, 15:279–294.

- Kurusu, D. (2021a). Nonparametric regression for locally stationary functional time series.
- Kurusu, D. (2021b). On the estimation of locally stationary functional time series.
- Liebl, D. and Reimherr, M. (2019). Fast and fair simultaneous confidence bands for functional parameters. *arXiv:1910.00131*.
- Liu, X., Xiao, H., and Chen, R. (2016). Convolutional autoregressive models for functional time series. *Journal of Econometrics*, 194(2):263–282.
- Mies, F. (2021). Functional estimation and change detection for nonstationary time series. *Journal of the American Statistical Association*, pages 1–12.
- Politis, D. N., Romano, J. P., and Wolf, M. (1999). *Subsampling*. Springer Science & Business Media.
- Proksch, K. (2014). On confidence bands for multivariate nonparametric regression. *Annals of the Institute of Statistical Mathematics*, 68:209–236.
- Ramsay, J. O. and Silverman, B. W. (2005). *Functional Data Analysis*. Springer, New York, second edition.
- Shang, H. L. (2014). A survey of functional principal component analysis. *ASTA Advances in Statistical Analysis*, 98(2):121–142.
- Telschow, F. and Schwartzman, A. (2022). Simultaneous confidence bands for functional data using the Gaussian Kinematic formula. *Journal of Statistical Planning and Inference*, 216:79–94.
- van Delft, A. and Dette, H. (2021). A similarity measure for second order properties of non-stationary functional time series with applications to clustering and testing. *Bernoulli*, 27(1):469 – 501.

-
- van Delft, A. and Eichler, M. (2018). Locally stationary functional time series. *Electronic Journal of Statistics*, 12(1):107 – 170.
- Wang, H. and Xiang, S. (2012). On the convergence rates of legendre approximation. *Mathematics of Computation*, 81(278):861–877.
- Wu, W. and Zhou, Z. (2017). Nonparametric inference for time-varying coefficient quantile regression. *Journal of Business & Economic Statistics*, 35(1):98–109.
- Wu, W. B. (2005). Nonlinear system theory: Another look at dependence. *Proceedings of the National Academy of Sciences*, 102(40):14150–14154.
- Wu, W. B. and Zhao, Z. (2007). Inference of trends in time series. *Journal of the Royal Statistical Society: Series B (Statistical Methodology)*, 69(3):391–410.
- Xia, Y. (1998). Bias-corrected confidence bands in nonparametric regression. *Journal of the Royal Statistical Society, Ser. B*, 60:797–811.
- Zhang, X. and Cheng, G. (2014). Bootstrapping high dimensional time series. *arXiv preprint arXiv:1406.1037*.
- Zhang, X. and Cheng, G. (2018). Gaussian approximation for high dimensional vector under physical dependence. *Bernoulli*, 24(4A):2640–2675.
- Zheng, S., Yan, L., and Härdle, W. K. (2014). A smooth simultaneous confidence mean of sparse functional data. *Journal of the American Statistical Association*, 109(506):1779–1798.
- Zhou, Z. (2013). Heteroscedasticity and autocorrelation robust structural change detection. *Journal of the American Statistical Association*, 108(502):726–740.
- Zhou, Z. and Dette, H. (2020). Statistical inference for high dimensional panel functional time series. *arXiv preprint arXiv:2003.05968*.

~~41~~
Zhou, Z. and Wu, W. B. (2010). Simultaneous inference of linear models with time varying coefficients. *Journal of the Royal Statistical Society: Series B (Statistical Methodology)*, 72(4):513–531.

Supplemental Material For
”Confidence surfaces for the mean of locally stationary
functional time series”

Ruhr-Universität Bochum and Tsinghua University

Supplementary Material

Section S1 provides additional remarks regarding the noisy and multivariate locally stationary functional time series. Section S2 provides approaches to the selection of tuning parameters and simulation results, including the simulation results for both boundary and interior regions, and the simulation results checking the Gaussian approximation and the long-run variance function estimator. Section S5 discusses possible alternative assumptions for Theorem 2. Section S4 contains some details about simultaneous confidence bands for the regression function in model (2.1), where one of the arguments is fixed (Section S4.1) including additional numerical results for this case (see Sections S4.3 and S4.4). In Section S5 we provide examples of locally stationary functional processes, illustrating our approach of modeling non-stationary functional data. Section S6 contains the proof of all Theorems, while Section S7 provides propositions. Finally, Section S8 presents auxiliary results for the proofs.

S1. Additional remarks

In this section, we provide two remarks which briefly discuss how to build simultaneous confidence surface for noisy data and multivariate locally stationary functional time series using our method.

Remark S3. Indeed several authors consider (stationary) functional data models with noisy observation (see Cao et al., 2012; Chen and Song, 2015, among others) and we expect that the results presented in this section can be extended to this scenario. More precisely, consider the model

$$Y_{ij} = X_{i,n}(\frac{j}{N}) + \sigma(\frac{j}{N})z_{ij}, \quad 1 \leq i \leq n, 1 \leq j \leq N,$$

where $X_{i,n}$ is the functional time series defined in (2.1), $\{z_{ij}\}_{i=1,\dots,n,j=1,\dots,N}$ is an array of centered independent identically distributed observations and $\sigma(\cdot)$ is a positive function on the interval $[0, 1]$. This means that one can not observe the full trajectory of $\{X_{i,n}(t) \mid t \in [0, 1]\}$, but only the function $X_{i,n}$ evaluated at the discrete time points $1/N, 2/N, \dots, (N-1)/N, 1$ subject to some random error. If $N \rightarrow \infty$ as $n \rightarrow \infty$, and the regression function m in (2.1) is sufficiently smooth, we expect that we can construct simultaneous confidence bands and surfaces by applying the procedure described in this section to smoothed trajectories.

For example, we can consider the smooth estimate

$$\tilde{m}(u, \cdot) = \operatorname{argmin}_{g \in \mathcal{S}_p} \sum_{i=\lfloor nu - \sqrt{n} \rfloor}^{\lceil nu + \sqrt{n} \rceil} \sum_{j=1}^N (Y_{i,j} - g(\frac{j}{N}))^2,$$

where \mathcal{S}_p denotes the set of splines of order p , which depends on the smoothness of the function $t \rightarrow m(u, t)$. We can now construct confidence bands applying the methodology to the data $\check{X}_{i,n}(\cdot) = \tilde{m}(\frac{i}{\sqrt{n}}, \cdot)$, $i = 1, \dots, \sqrt{n}$ due to the asymptotic efficiency of the spline estimate (see Proposition 3.2-3.4 in Cao et al., 2012).

Alternatively, we can also obtain smooth estimates $t \rightarrow \check{X}_{i,n}(t)$ of the trajectory using local polynomials, and we expect that the proposed methodology applied to the data $\check{X}_{1,n}, \dots, \check{X}_{n,n}$ will yield valid simultaneous confidence bands and surfaces, where the range for the variable t is restricted to the interval $[c_n, 1 - c_n]$ and c_n denotes the bandwidth of the local polynomial estimator used in smooth estimator of the trajectory.

Remark S4. The methodology presented so far can be extended to construct a simultaneous confidence surfaces for the vector of mean functions of a multivariate locally stationary functional time series. For simplicity we consider a 2-dimensional series of the form

$$\begin{pmatrix} X_{i,n}^1(t) \\ X_{i,n}^2(t) \end{pmatrix} = \begin{pmatrix} m_1(\frac{i}{n}, t) \\ m_2(\frac{i}{n}, t) \end{pmatrix} + \begin{pmatrix} \varepsilon_{i,n}^1(t) \\ \varepsilon_{i,n}^2(t) \end{pmatrix},$$

and define for $a = 1, 2$

$$\begin{aligned}\hat{Z}_i^{a,\hat{\sigma}}(u) &= (\hat{Z}_{i,1}^{a,\hat{\sigma}}(u), \dots, \hat{Z}_{i,p}^{a,\hat{\sigma}}(u))^\top \\ &= K\left(\frac{i-n}{b_n}\right) \left(\frac{\hat{\varepsilon}_{i,n}^a(\frac{1}{p})}{\hat{\sigma}_a(\frac{i}{n}, \frac{1}{p})}, \frac{\hat{\varepsilon}_{i,n}^a(\frac{2}{p})}{\hat{\sigma}_a(\frac{i}{n}, \frac{2}{p})}, \dots, \frac{\hat{\varepsilon}_{i,n}^a(\frac{p-1}{p})}{\hat{\sigma}_a(\frac{i}{n}, \frac{p-1}{p})}, \frac{\hat{\varepsilon}_{i,n}^a(1)}{\hat{\sigma}_a(\frac{i}{n}, 1)} \right)^\top,\end{aligned}$$

where $\hat{\varepsilon}_{i,n}^a(t) = X_{i,n}^a(t) - \hat{m}_a(\frac{i}{n}, t)$ and $\hat{\sigma}_a^2(\frac{i}{n}, t)$ is the estimator of long-variance of $\varepsilon_{i,n}^a$ defined in (2.17). Next we consider the $2(n - 2\lceil nb_n \rceil + 1)p$ -dimensional vector

$$\hat{Z}_j^{\hat{\sigma}} = \left(\hat{Z}_{j, \lceil nb_n \rceil}^{\hat{\sigma}, \top}, \hat{Z}_{j+1, \lceil nb_n \rceil+1}^{\hat{\sigma}, \top} \dots, \hat{Z}_{n-2\lceil nb_n \rceil+j, n-\lceil nb_n \rceil}^{\hat{\sigma}, \top} \right)^\top,$$

where $\hat{Z}_{i,l}^{\hat{\sigma}} = \hat{Z}_i^{\hat{\sigma}}(\frac{l}{n}) = (\hat{Z}_{i,l,1}^{1,\hat{\sigma}}, \hat{Z}_{i,l,1}^{2,\hat{\sigma}} \dots \hat{Z}_{i,l,p}^{1,\hat{\sigma}}, \hat{Z}_{i,l,p}^{2,\hat{\sigma}})^\top$ contains information from both components. Define for $a = 1, 2$

$$\hat{L}_{3,a}^{\hat{\sigma}}(u, t) = \hat{m}_a(u, t) - \hat{r}_{3,a}(u, t), \quad \hat{U}_{3,a}^{\hat{\sigma}}(u, t) = \hat{m}_a(u, t) + \hat{r}_{3,a}(u, t),$$

where

$$\hat{r}_{3,a}(u, t) = \frac{\hat{\sigma}_a(u, t) \sqrt{2} T_{\lceil (1-\alpha)B \rceil}^{\hat{\sigma}}}{\sqrt{nb_n} \sqrt{2\lceil nb_n \rceil - m'_n}}$$

and $T_{\lceil (1-\alpha)B \rceil}^{\hat{\sigma}}$ is generated in the same way as in step (d) of Algorithm 2 with p replaced by $2p$, \hat{m}_a is the kernel estimator of m_a defined in (2.3).

Further, define for $a = 1, 2$ the set of functions

$$\begin{aligned}\mathcal{C}_{a,n}^{\hat{\sigma}} &= \{f \in \mathcal{C}^{3,0} : [0, 1]^2 \rightarrow \mathbb{R} \mid \hat{L}_{3,a}(u, t) \leq f(u, t) \leq \hat{U}_{3,a}(u, t) \\ &\quad \forall u \in [b_n, 1 - b_n] \forall t \in [0, 1]\}.\end{aligned}$$

Suppose that the mean functions and error processes of $X_{i,n}^1(t)$ and $X_{i,n}^2(t)$ satisfy the conditions of Theorem 4, then it can be proved that the set $\mathcal{C}_{1,n}^{\hat{\sigma}} \times \mathcal{C}_{2,n}^{\hat{\sigma}}$ defines an asymptotic $(1 - \alpha)$ simultaneous confidence surface for the vector function $(m_1, m_2)^\top$. The details are omitted for the sake of brevity.

S2. Finite Sample Performance

In this section we study the finite sample performance of the simultaneous confidence surfaces proposed in the previous sections. We start giving some more details regarding the general implementation of the algorithms, and present the simulation study.

S2.1 Implementation

For the estimator of the regression function in (2.3) we use the kernel (of order 4) in $[b_n, 1 - b_n]$

$$K(x) = (45/32 - 150x^2/32 + 105x^4/32)\mathbf{1}(|x| \leq 1) ,$$

and for the boundary we use the kernel function $K_l(x) = (420x^2 - 480x + 120)x(1 - x)\mathbf{1}(0 \leq x \leq 1)$. We choose the bandwidth as the minimizer of

$$MGCV(b) = \max_{1 \leq s \leq p} \frac{\sum_{i=1}^n (\hat{m}_b(\frac{i}{n}, \frac{s}{p}) - X_{i,n}(\frac{s}{p}))^2}{(1 - \text{tr}(Q_s(b))/n)^2} , \quad (\text{S2.1})$$

$Q_s(b)$ is an $n \times n$ matrix such that

$$(\hat{m}_b(\frac{1}{n}, \frac{s}{p}), \hat{m}_b(\frac{2}{n}, \frac{s}{p}), \dots, \hat{m}_b(1, \frac{s}{p}))^\top = Q_s(b)(X_{1,n}(\frac{s}{p}), \dots, X_{n,n}(\frac{s}{p}))^\top.$$

Here $\hat{m}_b(u, t)$ is the NW estimator with bandwidth b defined in (2.3).

The criterion (S2.1) is motivated by the generalized cross validation criterion introduced by Craven and Wahba (1978) and will be called Maximal Generalized Cross Validation (MGCV) method throughout this paper.

For the estimator of the long-run variance in (2.17) we use $w = \lfloor n^{2/7} \rfloor$ and $\tau_n = n^{-1/7}$ as recommended in Dette and Wu (2019). The window size in the multiplier bootstrap is then selected by the minimal volatility method advocated by Politis et al. (1999). For the sake of brevity, we discuss this method only for Algorithm 2 in detail (the method for Algorithm 1 is similar). We consider a grid of window sizes $\tilde{m}_1 < \dots < \tilde{m}_M$ (for some integer M). We first calculate $\hat{S}_{j\tilde{m}_s}^{\hat{\sigma}} = (\hat{S}_{j\tilde{m}_s, r}^{\hat{\sigma}}, 1 \leq r \leq (n - 2\lfloor nb_n \rfloor + 1)p)$ defined in step (c) of Algorithm 2 for each \tilde{m}_s . Let $\hat{S}_{\tilde{m}_s}^{\hat{\sigma}, \diamond}$ denote the $(n - 2\lfloor nb_n \rfloor + 1)p$ dimensional vector with r_{th} entry defined by

$$\hat{S}_{\tilde{m}_s, r}^{\hat{\sigma}, \diamond} = \frac{1}{2\lfloor nb_n \rfloor - \tilde{m}_s} \sum_{j=1}^{2\lfloor nb_n \rfloor - \tilde{m}_s} (\hat{S}_{j\tilde{m}_s, r}^{\hat{\sigma}})^2,$$

and consider the standard error of $\{\hat{S}_{\tilde{m}_s, r}^{\hat{\sigma}, \diamond}\}_{s=k-2}^{k+2}$, that is

$$\text{se}(\{\hat{S}_{\tilde{m}_s, r}^{\hat{\sigma}, \diamond}\}_{s=k-2}^{k+2}) = \left(\frac{1}{4} \sum_{s=k-2}^{k+2} \left(\hat{S}_{\tilde{m}_s, r}^{\hat{\sigma}, \diamond} - \frac{1}{5} \sum_{s=k-2}^{k+2} \hat{S}_{\tilde{m}_s, r}^{\hat{\sigma}, \diamond} \right)^2 \right)^{1/2}.$$

Then we choose $m'_n = \tilde{m}_j$ where j is defined as the minimizer of the function

$$MV(k) = \frac{1}{(n - 2\lceil nb_n \rceil + 1)p} \sum_{r=1}^{(n-2\lceil nb_n \rceil+1)p} se(\{\hat{S}_{\tilde{m}_s, r}^{\hat{\sigma}, \diamond}\}_{s=k-2}^{k+2})$$

in the set $\{3, \dots, M - 2\}$. Throughout this section we consider $p = \lfloor \sqrt{n} \rfloor$.

S2.2 Simulated data

We consider two regression functions

$$m_1(u, t) = (u + 2t)^2/2,$$

$$m_2(u, t) = (1 + u^2)(6(t - 0.5)^2(1 + \mathbf{1}(t > 0.3)) + 1)$$

(note that m_2 is discontinuous at the point $t = 0.3$). For the definition of the error processes let $\{\varepsilon_i\}_{i \in \mathbb{Z}}$ be a sequence of independent standard normally distributed random variables and $\{\eta_i\}_{i \in \mathbb{Z}}$ be a sequence of independent t -distributed random variables with 8 degrees of freedom. Define the functions

$$a(t) = 0.5 \cos(\pi t/3), \quad b(t) = 0.4t, \quad c(t) = 0.3t^2,$$

$$d_1(t) = 1 + 0.5 \sin(\pi t), \quad d_{2,1}(t) = 2t - 1, \quad d_{2,2}(t) = 6t^2 - 6t + 1,$$

and $\mathcal{F}_i^1 = (\dots, \varepsilon_{i-1}, \varepsilon_i)$, $\mathcal{F}_i^2 = (\dots, \eta_{i-1}, \eta_i)$. We consider the following two locally stationary functional time series errors G_1 and G_2 are defined by

$$G_1(u, t, \mathcal{F}_i^1) = G_0(u, t, \mathcal{F}_i^1)d_1(t)/3, \text{ where } G_0(u, t, \mathcal{F}_i^1) = (a(u) - 0.1t)G_0(u, t, \mathcal{F}_i^1) + \varepsilon_i,$$

$$G_2(u, t, \mathcal{F}_i^1, \mathcal{F}_i^2) = \tilde{G}_1(u, \mathcal{F}_i^1)d_{2,1}(t)/2 + \tilde{G}_2(u, \mathcal{F}_i^2)d_{2,2}(t)/2$$

where the locally stationary time series \tilde{G}_1 and \tilde{G}_2 are defined as

$$\tilde{G}_1(u, \mathcal{F}_i^1) = a(u)\tilde{G}_1(u, \mathcal{F}_{i-1}^1) + \varepsilon_i, \quad \tilde{G}_2(u, \mathcal{F}_i^2) = b(u)\tilde{G}_2(u, \mathcal{F}_{i-1}^2) + \eta_i - c(u)\eta_{i-1}.$$

Note that \tilde{G}_1 is a locally stationary AR(1) process (or equivalently a locally stationary MA(∞) process), and that \tilde{G}_2 is a locally stationary ARMA(1, 1) model. With these processes we define the following functional time series model (for $1 \leq i \leq n$, $0 \leq t \leq 1$)

$$\begin{aligned} \text{(a)} \quad X_{i,n}(t) &= m_1\left(\frac{i}{n}, t\right) + G_1\left(\frac{i}{n}, t, \mathcal{F}_i^1\right) & \text{(b)} \quad X_{i,n}(t) &= m_1\left(\frac{i}{n}, t\right) + G_2\left(\frac{i}{n}, t, \mathcal{F}_i^1, \mathcal{F}_i^2\right) \\ \text{(c)} \quad X_{i,n}(t) &= m_2\left(\frac{i}{n}, t\right) + G_1\left(\frac{i}{n}, t, \mathcal{F}_i^1\right) & \text{(d)} \quad X_{i,n}(t) &= m_2\left(\frac{i}{n}, t\right) + G_2\left(\frac{i}{n}, t, \mathcal{F}_i^1, \mathcal{F}_i^2\right). \end{aligned}$$

In Figure S3 we display typical 95% simultaneous confidence surfaces of the form (2.2) from one simulation run for model (a) with sample size $n = 800$ and $B = 1000$ bootstrap replications, which are calculated by Algorithm 1 (constant width) and Algorithm 2 (varying width). We observe that there exist differences between the surfaces with constant and variable width, but they are not substantial.

We next investigate the coverage probabilities of the different surfaces constructed in this paper for sample sizes $n = 500$ and $n = 800$. All results are based on 1000 simulation runs and $B = 1000$ bootstrap replications. The left part of Table S1 shows the coverage probabilities of the surfaces with constant width while the results in the right part correspond to the

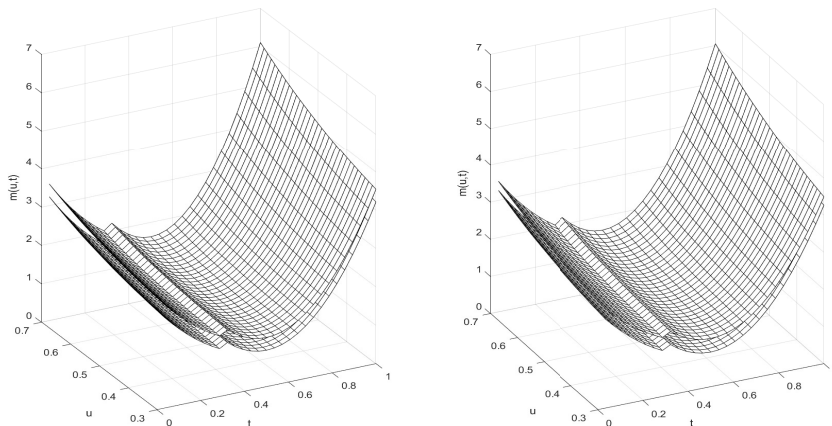


Figure S3: 95% simultaneous confidence surfaces (2.14) and (2.19) for the regression function in model (c) from $n = 800$ observations. Left panel: constant width (Algorithm 1); Right panel: varying width (Algorithm 2)

bands with varying width. We observe that the simulated coverage probabilities are close to their nominal levels in all cases under consideration, which illustrates the validity of our methods for finite sample sizes.

We conclude this section mentioning that confidence bands for the regression function m for a fixed u or a fixed t can be constructed in a similar manner and details and some additional numerical results for these bands are discussed in Section S4.

Table S1: *Simulated coverage probabilities of the simultaneous confidence bands (2.14) and (2.19) calculated by Algorithm 1 (constant width) and Algorithm 2 (varying width), respectively.*

	constant width				varying width			
	model (a)		model (b)		model (a)		model (b)	
level	90%	95%	90%	95%	90%	95%	90%	95%
n=500	88.0%	94.2%	90.1%	93.8%	91.2%	95.3%	87.9%	93.6%
n=800	89.9%	95.8%	88.3%	93.9%	90.9%	96.1%	90.7%	96.0%
	model (c)		model (d)		model (c)		model (d)	
	90%	95%	90%	95%	90%	95%	90%	95%
n=500	87.9%	93.9%	91.3%	95.4%	87.5%	95.1%	87.7%	94.8%
n=800	88.6%	94.2%	89.9%	95.9%	90.8%	95.0%	90.1%	94.9%

S2.3 Simulation results in the boundary

We examine the proposed method for the simultaneous inference in the boundary region in Remark 2. We summarize our results in table S2, and find that our method in boundary works reasonably well.

Table S2: Simulated coverage probabilities of simultaneous confidence surface in the boundary using methods in Remark 2.

	constant width				varying width			
	model (a)		model (b)		model (a)		model (b)	
level	90%	95%	90%	95%	90%	95%	90%	95%
n=500	87.6%	93.9%	87.2%	93.7%	91.9%	96.0%	91.2%	96.2%
n=800	89.4%	94.4%	90.6%	96.1%	90.2%	95.4%	89.7%	95.0%
	model (c)		model (d)		model (c)		model (d)	
	90%	95%	90%	95%	90%	95%	90%	95%
n=500	91.4%	95.1%	89.8%	94.6%	90.4%	95.5%	90.8%	95.3%
n=800	89.8%	95.7%	90.1%	94.9%	90.7%	95.4%	88.4%	94.1%

S2.4 Empirical investigation of Theorem 1

In this section we investigate the finite sample accuracy of the Gaussian approximation in Theorem 1. We consider model (d), the sample size $n = 500, 800$ and $b = 0.1, 0.2$ and compare the simulated quantiles of the maximum deviation of $\max_{\substack{b_n \leq u \leq 1-b_n \\ 0 \leq t \leq 1}} \sqrt{nb_n} |\hat{\Delta}(u, t)|$ and that of the maximum norm of the sum of corresponding high-dimensional Gaussian vectors

with the auto-covariance structure described in Theorem 1. The results are presented in Figure S4, which shows that the approximation accuracy of Theorem 1 is quite high.

S2.5 Empirical performance of the long-run variance estimator

In this section we investigate the finite sample performance of the difference based long-run variance estimator (4.3). We examine the maximum error

$$\max_{1 \leq i \leq n, 1 \leq j \leq p} |\hat{\sigma}(i/n, j/p) - \sigma(i/n, j/p)| \quad (\text{S2.2})$$

where $p = \lfloor n^{1/2} \rfloor$ as mentioned in Section S2.1. We consider model (a), (c), (b), (d) with sample size $n = 500$ and 800 , respectively. The results are shown in Figure S5, where we display for each case the box plot of 2000 simulations of (S2.2). We observe that the estimator works reasonably well and in all simulation scenarios the estimation error decreases as the sample size increases.

S3. Discussion on the alternative assumptions of Theorem 2

In this section, we discuss alternative assumptions for Theorem 2. Some assumptions in the main paper can be relaxed yielding different approxi-

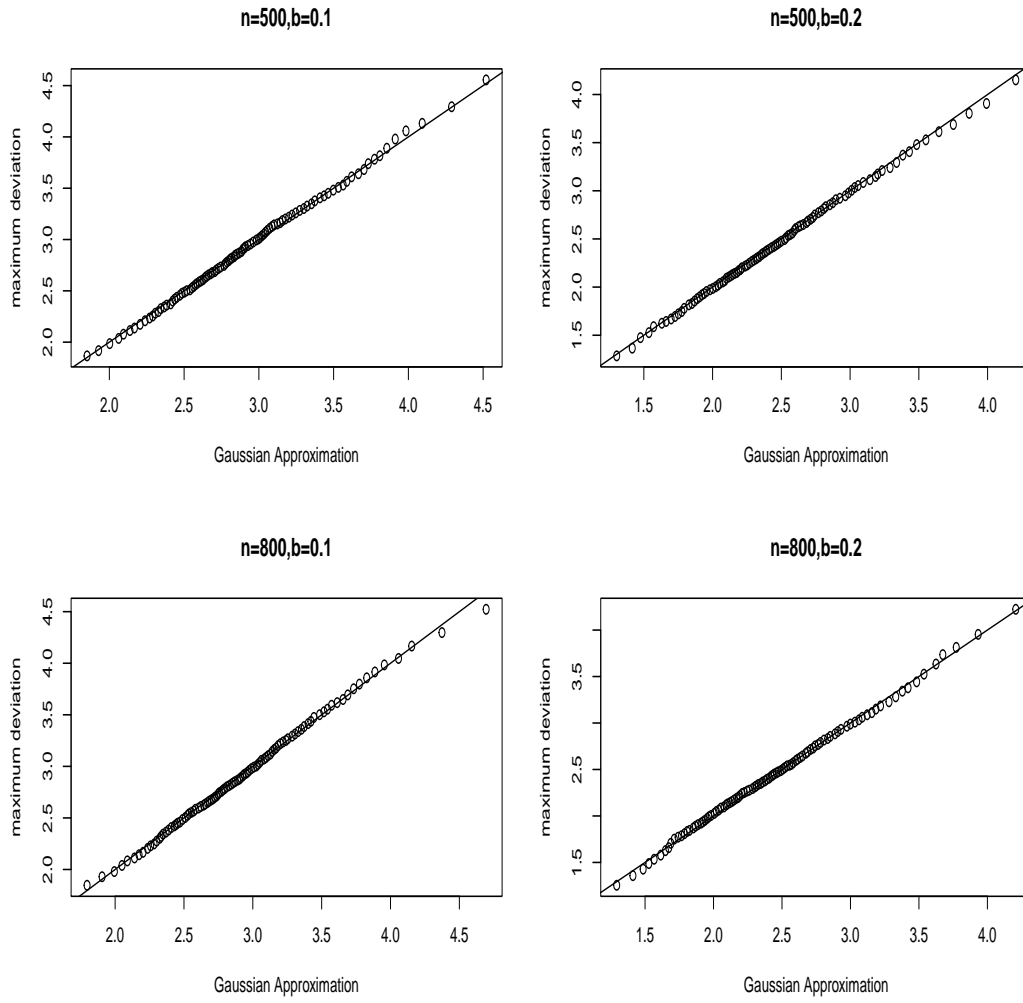


Figure S4: *Quantile-quantile plot of the $\max_{b_n \leq u \leq 1-b_n, 0 \leq t \leq 1} \sqrt{nb_n} |\hat{\Delta}(u, t)|$ versus $\left| \frac{1}{\sqrt{nb_n}} \sum_{i=1}^{2[nb_n]-1} \tilde{Y}_i \right|_{\infty}$ as described in Theorem 1.*

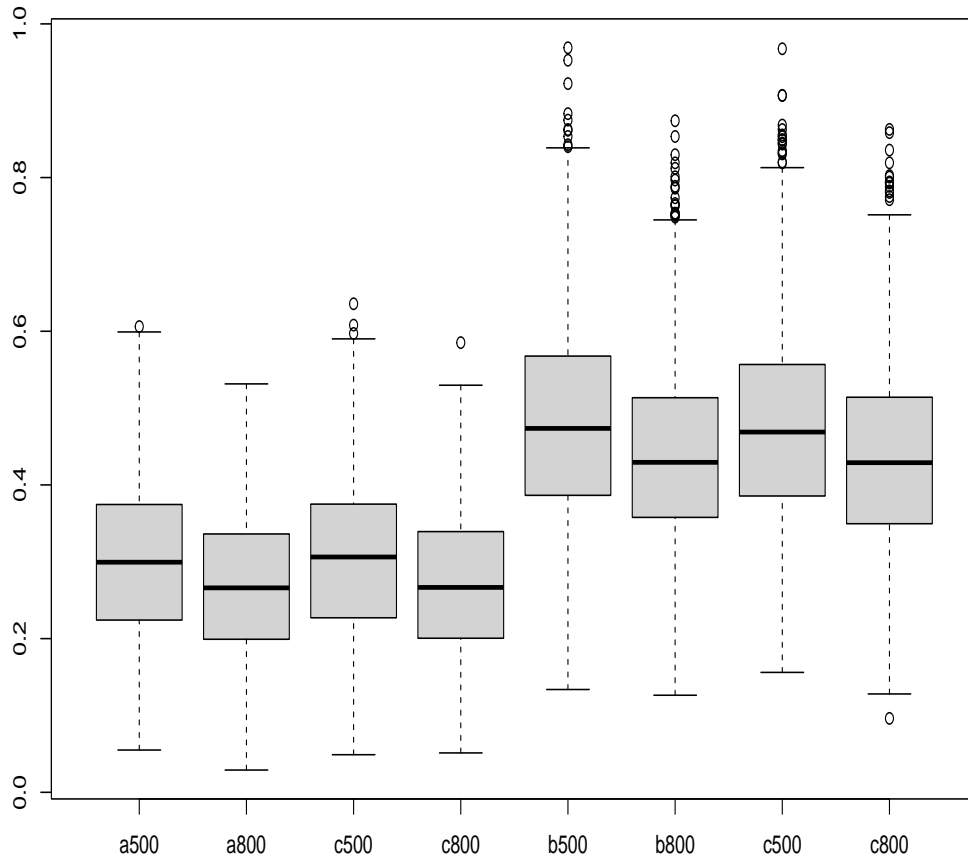


Figure S5: *Box plot of the simulated estimation error (S2.2) for model (a), (c), (b), (d) with sample size 500 and 800, respectively. The label a500 means model (a) for sample size 500. Other labels can be understood similarly.*

mation rates.

Remark S5.

- (i) A careful inspection of the proofs in Section S6 shows that it is possible to prove similar results under alternative moment assumptions. For example, Theorem 1 holds under the assumption

$$\mathbb{E} \left[\sup_{0 \leq u, t \leq 1} (G(u, t, \mathcal{F}_0))^4 \right] < \infty . \quad (\text{S3.1})$$

The details are omitted for the sake of brevity. Note that the sup in (S3.1) appears inside the expectation, while it appears outside the expectation in (4.1). Thus neither (4.1) implies (S3.1) nor vice versa.

- (ii) Assumption 3.2(2) requires geometric decay of the dependence measure $\delta_q(G, i)$ and a careful inspection of the proofs in Section S6 shows that similar (but weaker) results can be obtained under less restrictive assumptions. To be precise, define $\Delta_{k,q} = \sum_{i=k}^{\infty} \delta_q(G, i)$, $\Xi_M = \sum_{i=M}^{\infty} i \delta_2(G, i)$ and consider the following assumptions.

(a) $\sum_{i=0}^{\infty} i \delta_3(G, i) < \infty$.

- (b) There exist constants $M = M(n) > 0$, $\gamma = \gamma(n) \in (0, 1)$ and

$C_2 > 0$ such that

$$(2 \lceil nb_n \rceil)^{3/8} M^{-1/2} l'_n{}^{-5/8} \geq C_2 l'_n$$

where $l'_n = \max(\log(2\lceil nb_n \rceil (n - 2\lceil nb_n \rceil + 1)p/\gamma), 1)$.

Then under the conditions of Theorem 1 with Assumption 3.2(2) replaced by (a) and (b), we have

$$\mathfrak{P}_n = O\left(\eta'_n + \Theta\left(\sqrt{nb_n}\left(b_n^4 + \frac{1}{n}\right), np\right) + \Theta\left(\left((np)^{1/q^*} \left((nb_n)^{-1} + 1/p\right)\right)^{\frac{q^*}{q^*+1}}, np\right)\right)$$

with

$$\begin{aligned} \eta'_n &= (nb_n)^{-1/8} M^{1/2} l_n^{7/8} + \gamma + \left((nb_n)^{1/8} M^{-1/2} l_n^{-3/8}\right)^{q/(1+q)} (np \Delta_{M,q}^q)^{1/(1+q)} \\ &\quad + \Xi_M^{1/3} (1 \vee \log(np/\Xi_M))^{2/3}. \end{aligned}$$

The same arguments as given in the proof of Theorem 2 show that (under the other conditions in this theorem) the set \mathcal{C}_n defined by (2.14) defines an (asymptotic) $(1 - \alpha)$ simultaneous confidence surface if $\eta'_n = o(1)$. For example, if $\delta_q(G, i) = O(i^{-1-\alpha})$ for some $\alpha > 0$, $p = n^\beta$ for some $\beta > 0$ and $b_n = n^{-\gamma}$ for some $0 < \gamma < 1$, then $\eta'_n = o(1)$ if $(1 + \beta) - (1 - \gamma)q\alpha/4 < 0$, which gives a lower bound on q .

S4. Simultaneous confidence bands for fixed

u or t

S4.1 Theoretical background and algorithms

In this section, we present the simultaneous confidence band for the regression function $(u, t) \rightarrow m(u, t)$ in model (2.1), where one of the arguments u and t is fixed. Let \mathcal{C}^a be the class of functions with Lipschitz continuous a_{th} order derivatives with bounded Lipschitz constant. Consider

- (1) simultaneous confidence bands *for fixed t*, which have the form

$$\mathcal{C}(t) = \{f \in \mathcal{C}^3 \mid \hat{L}_1(u, t) \leq f(u) \leq \hat{U}_1(u, t) \quad \forall u\} , \quad (\text{S4.1})$$

where \hat{L}_1 and \hat{U}_1 are appropriate lower and upper bounds calculated from the data. As $t \in [0, 1]$ is fixed these bounds can be derived generalizing results for confidence bands in nonparametric regression from the independent (see Konakov and Piterbarg, 1984; Xia, 1998; Proksch, 2014, among others) to the locally stationary case (see also Wu and Zhao, 2007, for results in a model with a stationary error process). An alternative approach based on multiplier bootstrap will be given below.

(2) simultaneous confidence bands *for fixed* u , which have the form

$$\mathcal{C}(u) = \{f \in \mathcal{C}^0 \mid \hat{L}_2(u, t) \leq f(t) \leq \hat{U}_2(u, t) \quad \forall t \in [0, 1]\}, \quad (\text{S4.2})$$

where \hat{L}_2 and \hat{U}_2 are appropriate lower and upper bounds calculated from the data. Note that these bounds can not be directly calculated using results of Dette et al. (2020) as these authors develop their methodology under the assumption of stationarity.

Recall the definition of the residuals $\hat{\varepsilon}_{i,n}(t)$ and the long-run variance estimator $\hat{\sigma}$ in the main article. For the construction of a simultaneous confidence bands for a fixed $t \in [0, 1]$ of the form (S4.1) we define

$$\begin{aligned} \hat{Z}_i(u, t) &= K\left(\frac{i-u}{b_n}\right) \hat{\varepsilon}_{i,n}(t), \quad \hat{Z}_{i,l}(t) = \hat{Z}_i\left(\frac{l}{n}, t\right), \\ \hat{Z}_i^{\hat{\sigma}}(u, t) &= K\left(\frac{i-u}{b_n}\right) \frac{\hat{\varepsilon}_{i,n}(t)}{\hat{\sigma}\left(\frac{i}{n}, t\right)}, \quad \hat{Z}_{i,l}^{\hat{\sigma}}(t) = \hat{Z}_i^{\hat{\sigma}}\left(\frac{l}{n}, t\right). \end{aligned}$$

Next we consider the $(n - 2\lceil nb_n \rceil + 1)$ -dimensional vectors

$$\hat{\hat{Z}}_j(t) = \left(\hat{Z}_{j, \lceil nb_n \rceil}(t), \hat{Z}_{j+1, \lceil nb_n \rceil+1}(t), \dots, \hat{Z}_{n-2\lceil nb_n \rceil+j, n-\lceil nb_n \rceil}(t)\right)^\top, \quad (\text{S4.3})$$

$$\hat{\hat{Z}}_j^{\hat{\sigma}}(t) = \left(\hat{Z}_{j, \lceil nb_n \rceil}^{\hat{\sigma}}(t), \hat{Z}_{j+1, \lceil nb_n \rceil+1}^{\hat{\sigma}}(t), \dots, \hat{Z}_{n-2\lceil nb_n \rceil+j, n-\lceil nb_n \rceil}^{\hat{\sigma}}(t)\right)^\top \quad (\text{S4.4})$$

($1 \leq j \leq 2\lceil nb_n \rceil - 1$), then a simultaneous confidence band for fixed $t \in [0, 1]$ can be generated by the Algorithms S3 (constant width) and Algorithm S4 (varying width).

Algorithm S3:

Result: simultaneous confidence band of the form (S4.1) with fixed

width

(a) Calculate the the $(n - 2\lceil nb_n \rceil + 1)$ -dimensional vector $\hat{Z}_j(t)$ in (S4.3);

(b) For window size m_n , let $m'_n = 2\lfloor m_n/2 \rfloor$, define

$$\hat{S}_{jm'_n}(t) = \frac{1}{\sqrt{m'_n}} \sum_{r=j}^{j+\lfloor m_n/2 \rfloor - 1} \hat{Z}_r(t) - \frac{1}{\sqrt{m'_n}} \sum_{r=j+\lfloor m_n/2 \rfloor}^{j+m'_n-1} \hat{Z}_r(t)$$

Let $\hat{\varepsilon}_{j:j+m'_n,k}(t)$ be the k th component of $\hat{S}_{jm'_n}(t)$.

(c) **for** $r=1, \dots, B$ **do**

- Generate independent standard normal distributed random

variables $\{R_i^{(r)}\}_{i \in [1, n-m'_n]}$. - Calculate

$$T_k^{(r)}(t) = \sum_{j=1}^{2\lceil nb_n \rceil - m'_n} \hat{\varepsilon}_{j:j+m'_n,k}(t) R_{k+j-1}^{(r)}, \quad k = 1, \dots, n - 2\lceil nb_n \rceil + 1,$$

$$T^{(r)}(t) = \max_{1 \leq k \leq n - 2\lceil nb_n \rceil + 1} |T_k^{(r)}(t)|.$$

end

(d) Define $T_{\lfloor (1-\alpha)B \rfloor}(t)$ as the empirical $(1 - \alpha)$ -quantile of the sample

$T^{(1)}(t), \dots, T^{(B)}(t)$ and

$$\hat{L}_3(u, t) = \hat{m}(u, t) - \hat{r}_3(t), \quad \hat{U}_3(u, t) = \hat{m}(u, t) + \hat{r}_3(t)$$

where

$$\hat{r}_3(t) = \frac{\sqrt{2} T_{\lfloor (1-\alpha)B \rfloor}(t)}{\sqrt{nb_n} \sqrt{2\lceil nb_n \rceil - m'_n}}$$

Output: $\mathcal{C}_n(t) = \{f \in \mathcal{C}^3 : [0, 1]^2 \rightarrow \mathbb{R} \mid \hat{L}_3(u, t) \leq f(u) \leq$

$\hat{U}_3(u, t) \quad \forall u \in [b_n, 1 - b_n]\}$

Algorithm S4:

Result: simultaneous confidence band of the form (S4.1) with varying

width

- (a) Calculate the estimate of the long-run variance $\hat{\sigma}^2$ in (2.17)
- (b) Calculate the $(n - 2\lceil nb_n \rceil + 1)$ -dimensional vectors $\hat{Z}_j^{\hat{\sigma}}(t)$ in (S4.4)
- (c) For window size m_n , let $m'_n = 2\lceil m_n/2 \rceil$, define

$$\hat{S}_{jm'_n}^{\hat{\sigma}}(t) = \frac{1}{\sqrt{m'_n}} \sum_{r=j}^{j+\lceil m_n/2 \rceil - 1} \hat{Z}_r^{\hat{\sigma}}(t) - \frac{1}{\sqrt{m'_n}} \sum_{r=j+\lceil m_n/2 \rceil}^{j+m'_n-1} \hat{Z}_r^{\hat{\sigma}}(t)$$

Let $\hat{S}_{jm'_n,k}^{\hat{\sigma}}(t)$ be the k th component of $\hat{S}_{jm'_n}^{\hat{\sigma}}(t)$. Let $\hat{\varepsilon}_{j:j+m'_n,k}^{\hat{\sigma}}(t)$ be the k th component of $\hat{S}_{jm'_n}^{\hat{\sigma}}(t)$.

- (d) **for** $r=1, \dots, B$ **do**

- Generate independent standard normal distributed random

variables $\{R_i^{(r)}\}_{i \in [1, n-m'_n]}$.

- Calculate

$$T_k^{\hat{\sigma},(r)}(t) = \sum_{j=1}^{2\lceil nb_n \rceil - m'_n} \hat{\varepsilon}_{j:j+m'_n,k}^{\hat{\sigma}}(t) R_{k+j-1}^{(r)}, \quad k = 1, \dots, n - 2\lceil nb_n \rceil + 1,$$

$$T^{\hat{\sigma},(r)}(t) = \max_{1 \leq k \leq n - 2\lceil nb_n \rceil + 1} |T_k^{\hat{\sigma},(r)}(t)|.$$

end

- (e) Define $T_{\lceil (1-\alpha)B \rceil}^{\hat{\sigma}}(t)$ as the empirical $(1 - \alpha)$ -quantile of the sample $T^{\hat{\sigma},(1)}(t), \dots, T^{\hat{\sigma},(B)}(t)$ and

$$\hat{L}_4^{\hat{\sigma}}(u, t) = \hat{m}(u, t) - \hat{r}_4(u, t), \quad \hat{U}_4^{\hat{\sigma}}(u, t) = \hat{m}(u, t) + \hat{r}_4(u, t)$$

where

$$\hat{r}_4(u, t) = \frac{\hat{\sigma}(u, t) \sqrt{2} T_{\lceil (1-\alpha)B \rceil}^{\hat{\sigma}}(t)}{\sqrt{nb_n} \sqrt{2\lceil nb_n \rceil - m'_n}}$$

The following result shows that the sets constructed by Algorithms S3 and S4 are asymptotic $(1 - \alpha)$ -confidence bands of the form (S4.1). The proof is similar to but easier than the proof of Theorems 2 and 3 is therefore omitted for the sake of brevity.

Theorem S5. *Assume that the conditions of Theorem 1 hold. Define*

$$\vartheta_n^\dagger = \frac{\log^2 n}{m_n} + \frac{m_n \log n}{nb_n} + \sqrt{\frac{m_n}{nb_n}} n^{4/q}.$$

(i) *If $\vartheta_n^{\dagger, 1/3} \{1 \vee \log(\frac{n}{\vartheta_n^\dagger})\}^{2/3} + \Theta((\sqrt{m_n \log n} (\frac{1}{\sqrt{nb_n}} + b_n^3)(n)^{\frac{1}{q}})^{q/(q+1)}, n) = o(1)$*

we have that for any $\alpha \in (0, 1)$ and any $t \in [0, 1]$

$$\lim_{n \rightarrow \infty} \lim_{B \rightarrow \infty} \mathbb{P}(m \in \mathcal{C}_n(t) \mid \mathcal{F}_n) = 1 - \alpha$$

in probability.

(ii) *If further the conditions of Theorem 3 and Proposition 1 hold, then*

$$\lim_{n \rightarrow \infty} \lim_{B \rightarrow \infty} \mathbb{P}(m \in \mathcal{C}_n^{\hat{\sigma}}(t) \mid \mathcal{F}_n) = 1 - \alpha$$

in probability.

The next theorem presents a Gaussian approximation in the case where u is fixed. It is the basis for the construction of a confidence band for fixed u and its proof follows by similar (but easier) arguments as given in the proof of Theorem 1.

Theorem S6. *Let Assumptions 3.1 - 2.1 be satisfied and assume that the bandwidth in (2.3) satisfies that $n^{1+a}b_n^9 = o(1)$, $n^{a-1}b_n^{-1} = o(1)$ for some $0 < a < 4/5$. For any fixed $u \in (0, 1)$ there exists a sequence of centered p -dimensional Gaussian vectors $(Y_i(u))_{i \in \mathbb{N}}$ with the same covariance structure as the vector $Z_i(u)$ in (2.5), such that*

$$\begin{aligned} \mathfrak{P}_n(u) &:= \sup_{x \in \mathbb{R}} \left| \mathbb{P} \left(\max_{0 \leq t \leq 1} \sqrt{nb_n} |\hat{\Delta}(u, t)| \leq x \right) - \mathbb{P} \left(\left| \frac{1}{\sqrt{nb_n}} \sum_{i=1}^n Y_i(u) \right|_{\infty} \leq x \right) \right| \\ &= O \left((nb_n)^{-(1-11\iota)/8} + \Theta \left(\sqrt{nb_n} \left(b_n^4 + \frac{1}{n} \right), p \right) + \Theta \left(p^{\frac{1-q^*}{1+q^*}}, p \right) \right) \end{aligned}$$

for any sequence $p \rightarrow \infty$ with $p = O(\exp(n^\iota))$ for some $0 \leq \iota < 1/11$. In particular, $\mathfrak{P}_n(u) = o(1)$ if $p = n^c$ for some $c > 0$ and the constant q^* in Assumption 3.3 is sufficiently large.

Algorithm S5:

Result: simultaneous confidence band for fixed $u \in [b_n, 1 - b_n]$ as

defined in (S4.2)

(a) Calculate the p -dimensional vectors $\hat{Z}_i(u)$ in (2.12)

(b) For window size m_n , let $m'_n = 2\lfloor m_n/2 \rfloor$, define

$$\hat{S}_{jm'_n}(u) = \frac{1}{\sqrt{m'_n}} \sum_{r=j}^{j+\lfloor m_n/2 \rfloor - 1} \hat{Z}_r(u) - \frac{1}{\sqrt{m'_n}} \sum_{r=j+\lfloor m_n/2 \rfloor}^{j+m'_n-1} \hat{Z}_r(u)$$

(c) **for** $r=1, \dots, B$ **do**

- Generate independent standard normal distributed random variables $\{R_i^{(r)}\}_{i=\lfloor nu-nb_n \rfloor}^{\lfloor nu+nb_n \rfloor}$ - Calculate the bootstrap statistic

$$T^{(r)}(u) = \left| \sum_{j=\lfloor nu-nb_n \rfloor}^{\lfloor nu+nb_n \rfloor - m'_n + 1} \hat{S}_{jm'_n}(u) R_j^{(r)} \right|_{\infty}$$

end

(d) Define $T_{\lfloor (1-\alpha)B \rfloor}(u)$ as the empirical $(1 - \alpha)$ -quantile of the sample

$T^{(1)}(u), \dots, T^{(B)}(u)$ and

$$\hat{L}_5(u, t) = \hat{m}(u, t) - \hat{r}_5(u) \quad , \quad \hat{U}_5(u, t) = \hat{m}(u, t) + \hat{r}_5(u) \quad ,$$

where

$$\hat{r}_5(u) = \frac{\sqrt{2} T_{\lfloor (1-\alpha)B \rfloor}(u)}{\sqrt{nb_n} \sqrt{(\lfloor nu + nb_n \rfloor - \lfloor nu - nb_n \rfloor - m'_n + 2)}}$$

Output:

$$\mathcal{C}_n(u) = \{f \in \mathcal{C}^0 : [0, 1]^2 \rightarrow \mathbb{R} \mid \hat{L}_5(u, t) \leq f(t) \leq \hat{U}_5(u, t) \quad \forall t \in [0, 1]\}.$$

(S4.5)

Algorithm S6:

Result: simultaneous confidence band of the form (S4.2) with varying width.

- (a) For given $u \in [b_n, 1 - b_n]$, calculate the the estimate of the long-run variance $\hat{\sigma}^2(u, \cdot)$ in (2.17)
- (b) Calculate the vector $\hat{Z}_i^{\hat{\sigma}^u}(u)$ in (S4.7);
- (c) For window size m_n , let $m'_n = 2\lfloor m_n/2 \rfloor$ and define the p -dimensional random vectors

$$\hat{S}_{jm'_n}^{\hat{\sigma}^u}(u) = \frac{1}{\sqrt{m'_n}} \sum_{r=j}^{j+\lfloor m_n/2 \rfloor - 1} \hat{Z}_r^{\hat{\sigma}^u}(u) - \frac{1}{\sqrt{m'_n}} \sum_{r=j+\lfloor m_n/2 \rfloor}^{j+m'_n-1} \hat{Z}_r^{\hat{\sigma}^u}(u)$$

- (d) **for** $r=1, \dots, B$ **do**

- Generate independent standard normal distributed random variables $\{R_i^{(r)}\}_{i=\lfloor nu-nb_n \rfloor}^{\lfloor nu+nb_n \rfloor}$ - Calculate the bootstrap statistic

$$T^{\hat{\sigma}^u, (r)}(u) = \left| \sum_{j=\lfloor nu-nb_n \rfloor}^{\lfloor nu+nb_n \rfloor - m'_n + 1} \hat{S}_{jm'_n}^{\hat{\sigma}^u}(u) R_j^{(r)} \right|_{\infty}$$

end

- (e) Define $T_{\lfloor (1-\alpha)B \rfloor}^{\hat{\sigma}^u}(u)$ as the empirical $(1 - \alpha)$ -quantile of the sample $T^{\hat{\sigma}^u, (1)}(u), \dots, T^{\hat{\sigma}^u, (B)}(u)$ and

$$\hat{L}_6^{\hat{\sigma}^u}(u, t) = \hat{m}(u, t) - \hat{r}_6^{\hat{\sigma}^u}(u, t) \quad , \quad \hat{U}_6^{\hat{\sigma}^u}(u, t) = \hat{m}(u, t) + \hat{r}_6^{\hat{\sigma}^u}(u, t),$$

where

$$\hat{r}_6^{\hat{\sigma}^u}(u, t) = \frac{\hat{\sigma}(u, t) \sqrt{2} T_{\lfloor (1-\alpha)B \rfloor}^{\hat{\sigma}^u}(u)}{\sqrt{nb_n} \sqrt{(\lfloor nu + nb_n \rfloor - \lfloor nu - nb_n \rfloor - m'_n + 2)}}$$

Output:

Next we present details of the algorithms for a simultaneous confidence band for a fixed u (of the form (S4.2)) with fixed and varying width. For this purpose we define the p -dimensional vector

$$\begin{aligned}\hat{Z}_i^{\hat{\sigma}^u}(u) &= (\hat{Z}_{i,1}^{\hat{\sigma}^u}(u), \dots, \hat{Z}_{i,p}^{\hat{\sigma}^u}(u))^\top \\ &= K \left(\frac{i}{n} - u \right) \left(\frac{\hat{\varepsilon}_{i,n}(\frac{1}{p})}{\hat{\sigma}(u, \frac{1}{p})}, \frac{\hat{\varepsilon}_{i,n}(\frac{2}{p})}{\hat{\sigma}(u, \frac{2}{p})}, \dots, \frac{\hat{\varepsilon}_{i,n}(\frac{p-1}{p})}{\hat{\sigma}(u, \frac{p-1}{p})}, \frac{\hat{\varepsilon}_{i,n}(1)}{\hat{\sigma}(u, 1)} \right)^\top,\end{aligned}\tag{S4.7}$$

where $\hat{\varepsilon}_{i,n}$ and $\hat{\sigma}$ are defined in the main article, respectively. Algorithms S5 and S6 provides asymptotically correct the confidence bands of type (S4.2). The next Theorem S7 yields the validity of Algorithms S5 and S6, which is a consequence of Theorem S6.

Theorem S7. *Assume that the conditions of Theorem 1 hold. Define*

$$\vartheta'_n = \frac{\log^2 n}{m_n} + \frac{m_n \log n}{nb_n} + \sqrt{\frac{m_n}{nb_n}} p^{4/q}$$

and assume that $p \rightarrow \infty$ such that $p = O(\exp(n^\iota))$ for some $0 \leq \iota < 1/11$.

(1) *If $\alpha \in (0, 1)$ and*

$$\vartheta_n^{1/3} \left\{ 1 \vee \log \left(\frac{p}{\vartheta'_n} \right) \right\}^{2/3} + \Theta \left(\left(\sqrt{m_n \log p} \left(\frac{1}{\sqrt{nb_n}} + b_n^3 \right) p^{\frac{1}{q}} \right)^{q/(q+1)}, p \right) = o(1),$$

then we have for the confidence band in (S4.5)

$$\lim_{n \rightarrow \infty} \lim_{B \rightarrow \infty} \mathbb{P}(m \in \mathcal{C}_n(u) \mid \mathcal{F}_n) = 1 - \alpha$$

in probability.

(ii) If further the conditions of Theorem 3 and Proposition 1 hold, then for the confidence band in (2.14)

$$\lim_{n \rightarrow \infty} \lim_{B \rightarrow \infty} \mathbb{P}(m \in \mathcal{C}_n^{\hat{\sigma}}(u) \mid \mathcal{F}_n) = 1 - \alpha$$

in probability.

The proof of Theorem S7 follows by similar (but easier) arguments as given in the proof of Theorem 2 and Theorem 3.

Remark S6. One can prove similar results under alternative moment assumptions. In fact, Theorem S6 remains valid if condition (4.1) is replaced by

$$\mathbb{E} \left[\sup_{0 \leq t \leq 1} (G(u, t, \mathcal{F}_0))^4 \right] < \infty .$$

Moreover, one can prove Theorem S6 under weaker assumptions than Assumption 3.2 (ii), which requires geometrically decaying dependence measure. More precisely, If the assumptions of Theorem S6 hold, where Assumption 3.2 (ii) is replaced by assumption (a) in (ii) of Remark S5 and the following conditions

(b1) There exist constants $M = M(n) > 0$, $\gamma = \gamma(n) \in (0, 1)$ and $C_1 > 0$ such that

$$(2 \lceil nb_n \rceil)^{3/8} M^{-1/2} l_n^{-5/8} \geq C_1 l_n$$

where $l_n = \max(\log(2\lceil nb_n \rceil p/\gamma), 1)$.

Recall the quantity Ξ_M and $\Delta_{M,q}$ defined in Remark S5. Then we have

$$\mathfrak{R}_n(u) = O\left(\eta_n + \Theta\left(\sqrt{nb_n}\left(b_n^4 + \frac{1}{n}\right), p\right) + \Theta\left(p^{\frac{1-q^*}{1+q^*}}, p\right)\right)$$

with

$$\begin{aligned} \eta_n &= (nb_n)^{-1/8} M^{1/2} l_n^{7/8} + \gamma + \left((nb_n)^{1/8} M^{-1/2} l_n^{-3/8}\right)^{q/(1+q)} (p\Delta_{M,q}^q)^{1/(1+q)} \\ &\quad + \Xi_M^{1/3} (1 \vee \log(p/\Xi_M))^{2/3}. \end{aligned}$$

By similar arguments as given in Remark S5, the sets $\mathcal{C}_n(u)$ and $\mathcal{C}_n^{\hat{\sigma}_u}(u)$ defined by (S4.5) and (S4.6), respectively, define an (asymptotic) $(1 - \alpha)$ simultaneous confidence surface if $\eta_n = o(1)$. For example, if $\delta_q(G, i) = O(i^{-1-\alpha})$ for some $\alpha > 0$, $p = n^\beta$ for some $\beta > 0$ and $b_n = n^{-\gamma}$ for some $0 < \gamma < 1$, then $\eta_n = o(1)$ if $\beta - (1 - \gamma)q\alpha/4 < 0$, which gives a lower bound on q .

S4.2 Finite sample properties

In this section we provide numerical results for the confidence bands for the regression function m with fixed u or t derived in Algorithms S3 - S6. As in the main part of the paper we consider simulated and real data.

For the simultaneous confidence band for a fixed $t \in [0, 1]$ in (S4.1) and a fixed $u \in (0, 1)$ in (S4.2), the tuning parameters are chosen in a similar

way as described in Section S2.1. In particular for a fixed $u \in (0, 1)$ use the bandwidth b_n as the minimizer of the loss function

$$MGCV(b) = \max_{1 \leq s \leq p} \frac{\sum_{i=\lceil nu-nb_n \rceil}^{\lfloor nu+nb_n \rfloor} (\hat{m}_b(\frac{i}{n}, \frac{s}{p}) - X_{i,n}(\frac{s}{p}))^2}{(1 - \text{tr}(Q_s(b, u)) / (\lfloor nu + nb_n \rfloor - \lceil nu - nb_n \rceil + 1))^2} \quad (\text{S4.8})$$

and $Q_s(b, u)$ is the submatrix of $Q_s(b)$ defined in (S2.1) consisting of $\lceil nu - nb_n \rceil : \lfloor nu + nb_n \rfloor$ rows and lines. The criterion (S4.8) is also motivated by the generalized cross validation criterion introduced by Craven and Wahba (1978).

S4.3 Simulated data

For simulated data, the regression functions and locally stationary functional time series are stated in Section S2.2. We begin displaying typical 95% simultaneous confidence bands obtained from one simulation run for model (a) with sample size $n = 800$. Figure S6 shows the simultaneous band of the type (S4.1) with constant width (Algorithm S3) and variable width (Algorithm S4), while in Figure S7 we display the simultaneous confidence bands of the form (S4.2) (for fixed u) with constant width (Algorithm S5) and variable width (Algorithm S6). We observe that in all cases there exist differences between the bands with constant and variable width, but they are not substantial.

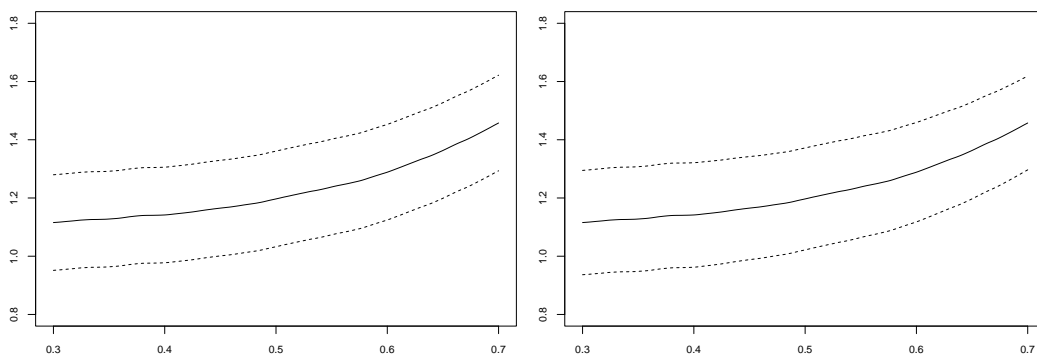


Figure S6: 95% simultaneous confidence bands of the form (S4.1) (fixed $t = 0.5$) for the regression function in model (c) from $n = 800$ observations. Left panel: constant width (Algorithm S3); Right panel: varying width (Algorithm S4).

We next investigate the coverage probabilities of confidence bands constructed for fixed $t = 0.5$ and $u = 0.5$ for sample sizes $n = 500$ and $n = 800$. All results presented in the following discussion are based on 1000 simulation runs and $B = 1000$ bootstrap replications. In all tables the left part shows the coverage probabilities of the bands with constant width while the results in the right part correspond to the bands with varying width.

In Table S3 we give some results for the confidence bands of the form (S4.1) (for fixed $t = 0.5$) with constant and variable width (c.f. Algorithm S3 and Algorithm S4), while we present in Table S4 the simulated coverage probabilities of the simultaneous confidence bands of the form (S4.2), where $u = 0.5$ is fixed (c.f. Algorithm S5 and Algorithm S6). We observe that the simulated coverage probabilities are close to their nominal levels in all cases under consideration, which illustrates the validity of our methods for finite sample sizes.

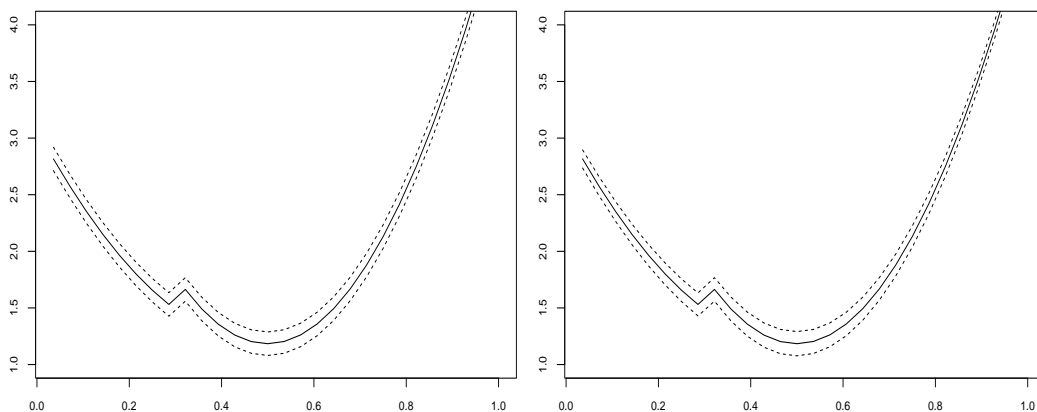


Figure S7: 95% simultaneous confidence band of the form (S4.2) (fixed $u = 0.5$) for the regression function in model (c) from $n = 800$ observations. Left panel: constant width (Algorithm S5); Right panel: varying width (Algorithm S6).

Table S3: *Simulated coverage probabilities of the simultaneous confidence band of the form (S4.1) for fixed $t = 0.5$ calculated by Algorithm S3 (constant width) and S4 (varying width).*

	Constant Width				Varying Width			
	Model (a)		Model (b)		Model (a)		Model (b)	
Level	90%	95%	90%	95%	90%	95%	90%	95%
n=500	90.3%	95.0%	91.7%	96.0%	91.2%	95.6%	91.3%	96.2%
n=800	88.5%	95.4%	88.7%	94.4%	88.8%	94.5%	88.4%	94.0%
	Model (c)		Model (d)		Model (c)		Model (d)	
	90%	95%	90%	95%	90%	95%	90%	95%
n=500	91.7%	96.3%	91.4%	95.6%	91.5%	95.4%	90.4%	94.1%
n=800	89.1%	94.8%	89.8%	94.5%	87.5%	93.4%	88.7%	94.4%

Table S4: *Simulated coverage probabilities of the simultaneous confidence band of the form (S4.2) for fixed $u = 0.5$ calculated by Algorithms S5 (constant width) and S6 (varying width).*

	Constant Width				Varying Width			
	Model (a)		Model (b)		Model (a)		Model (b)	
Level	90%	95%	90%	95%	90%	95%	90%	95%
n=500	87.0%	93.4%	88.4%	93.5%	86.9%	92.2%	88.7%	93.7%
n=800	88.7%	93.7%	88.4%	94.7%	89.4%	94.4%	88.9%	94.1%
	Model (c)		Model (d)		Model (c)		Model (d)	
Level	90%	95%	90%	95%	90%	95%	90%	95%
n=500	86.6%	92.3%	90.2%	94.0%	90.2%	94.5%	89.5%	94.2%
n=800	89.6%	94.7%	87.8%	93.3%	88.9%	93.4%	89.8%	94.1%

S4.4 Real data

In this section we further study the well documented volatility smile for implied volatility of the European call option of SP500 data set considered in Section 4 of the main article. In Figure S8 of we display 95% simultaneous confidence bands of the form (S4.1) for fixed $t = 0.5$ (which corresponds

to Moneyness=1.1) where the parameters are chosen as $b_n = 0.12$ and $m_n = 18$. We observe that the implied volatility changes with time (or precisely the time to maturity) when moneyness (or equivalently, the strike price and underlying asset price) is specified. We also calculate confidence bands of the form (S4.2) for fixed $u = 0.5$, by Algorithm S5 (constant width) and Algorithm S6 (varying width). The parameter selection procedure yields $b_n = 0.1$ and $m_n = 32$, and the resulting simultaneous confidence bands of the form (S4.2) are presented in Figure S9. We observe that both 95% simultaneous confidence bands indicate that the implied volatility is a quadratic function of moneyness, which supports the well documented phenomenon of 'volatility smile'. We observe that the differences between the bands with constant and variable width are rather small.

S5. Examples of locally stationary error processes

In this section we present several examples for the error processes, which satisfy the assumptions of the main article.

Example S1. Let $(B_j)_{j \geq 0}$ denote a basis of $L^2([0, 1]^2)$ and let $(\eta_{i,j})_{i \geq 0, j \geq 0}$ denote an array of independent identically distributed centered random

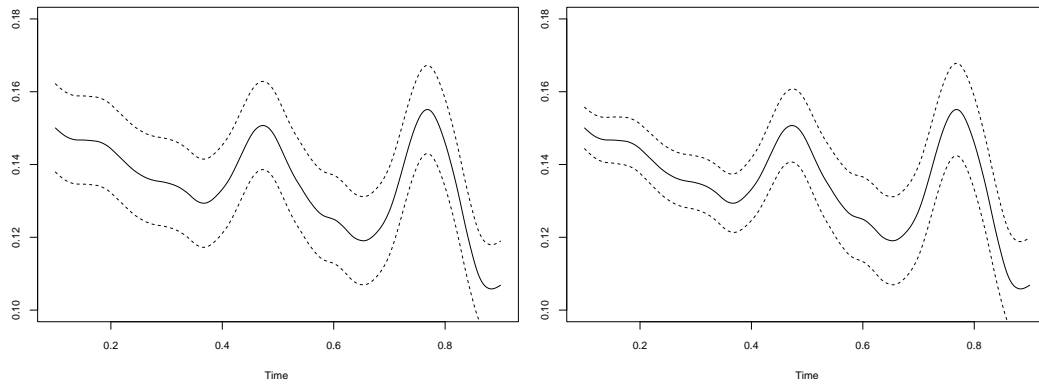


Figure S8: *95% simultaneous confidence bands of the form (S4.1) (fixed $t = 0.5$) for the data example in Section 4. Left panel: constant width (Algorithm S3); Right panel: variable width (Algorithm S4).*

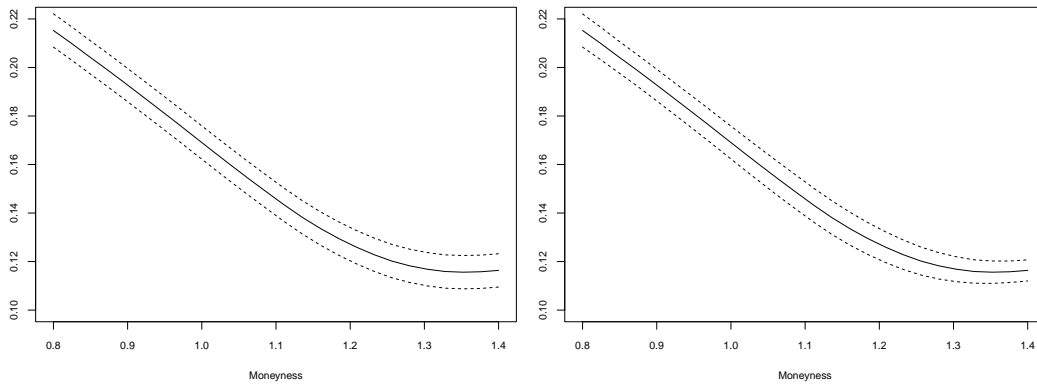


Figure S9: *95% simultaneous confidence bands of the form (S4.2) (fixed $u = 0.5$) for the IV surface. Left panel: constant width (Algorithm S5); Right panel: variable width (Algorithm S6).*

variables with variance σ^2 . We define the error process

$$\epsilon_i(u, v) = \sum_{j=0}^{\infty} \eta_{i,j} B_j(u, v),$$

assume that

$$\sup_{u \in [0,1]} \int_0^1 \mathbb{E}(\epsilon_i^2(u, v)) dv = \sigma^2 \sup_{u \in [0,1]} \sum_{s=0}^{\infty} \int B_s^2(u, v) dv < \infty.$$

Next, consider the locally stationary MA(∞) functional linear model

$$\varepsilon_{i,n}(t) = \sum_{j=0}^{\infty} \int_0^1 a_j(t, v) \epsilon_{i-j}(\frac{i}{n}, v) dv, \quad (\text{S5.1})$$

where $(a_j)_{j \geq 0}$ is a sequence of square integrable functions $a_j : [0, 1]^2 \rightarrow \mathbb{R}$ satisfying

$$\sum_{j=0}^{\infty} \sup_{u, v \in [0,1]} |a_j(u, v)| < \infty.$$

Define $\mathcal{F}_i = (\dots, \eta_{i-1}, \eta_i)$, then we obtain from (S5.1) the representation of the form $\varepsilon_{i,n}(t) = G(\frac{i}{n}, t, \mathcal{F}_i)$, where

$$G(u, t, \mathcal{F}_i) = \sum_{j=0}^{\infty} \int_0^1 a_j(t, v) \sum_{s=0}^{\infty} \eta_{i-j,s} B_s(u, v) dv.$$

Further, assume that $\|\eta_{1,1}\|_q < \infty$ for some $q > 2$, then by Burkholder's and Cauchy's inequality the physical dependence measure defined in (4.2)

satisfies

$$\begin{aligned}
\delta_q(G, i) &= \sup_{u, t \in [0, 1]} \left\| \sum_{s=0}^{\infty} \int_0^1 a_i(t, v) B_s(u, v) dv (\eta_{0,s} - \eta'_{0,s}) \right\|_q \\
&= O\left(\sup_{u, t \in [0, 1]} \left(\sum_{s=0}^{\infty} \left(\int_0^1 a_i(t, v) B_s(u, v) dv \right)^2 \right)^{1/2} \right) \\
&= O\left(\sup_{t \in [0, 1]} \left[\int_0^1 a_i^2(t, v) dv \right]^{1/2} \right).
\end{aligned}$$

Therefore Assumption 3.2(2) will be satisfied if

$$\sup_{t \in [0, 1]} \left[\int_0^1 a_i^2(t, v) dv \right]^{1/2} = O(\chi^i).$$

Similarly, it follows for $q \geq 2$ that

$$\begin{aligned}
\|G(u, t, \mathcal{F}_0)\|_q^2 &\leq Mq \sum_{j=0}^{\infty} \sum_{s=0}^{\infty} \left(\int_0^1 a_j(t, v) B_s(u, v) dv \right)^2 \|\eta_{1,1}\|_q^2 \\
&\leq Mq \sum_{j=0}^{\infty} \int_0^1 a_j^2(t, v) dv \sum_{s=0}^{\infty} \int_0^1 B_s^2(u, v) dv \|\eta_{1,1}\|_q^2 \quad (\text{S5.2})
\end{aligned}$$

for some sufficiently large constant M . Consequently, the filter G has finite moment of order q , if

$$\sum_{j=0}^{\infty} \int_0^1 a_j^2(t, v) dv < \infty. \quad (\text{S5.3})$$

Furthermore, if there exists positive constants M_0 and α such that $\|\eta_{1,1}\|_q \leq M_0 q^{1/2-\alpha}$, Assumption 3.2(1) is also satisfied, because for any fixed t_0 , the sequence

$$\frac{t_0^q \|G(u, t, \mathcal{F}_0)\|_q^q}{q!} = O\left(\frac{C^q t_0^q q^{q-\alpha q}}{q!}\right) = O\left(\frac{1}{\sqrt{2\pi q}} \left(\frac{C t_0 e}{q^\alpha}\right)^q\right)$$

is summable, where

$$C = \sup_{t \in [0,1], u \in [0,1]} M_0 \sqrt{M \sum_{j=0}^{\infty} \int_0^1 a_j^2(t, v) dv \sum_{s=0}^{\infty} \int_0^1 B_s^2(u, v) dv}.$$

Moreover, if $b_s(u, v) := \frac{\partial}{\partial u} B_s(u, v)$ exists for $u \in (0, 1), v \in [0, 1]$, then it follows observing (S5.2) that Assumption 3.2(3) holds under (S5.3) and

$$\sup_{u \in [0,1]} \sum_{s=0}^{\infty} \int b_s^2(u, v) dv < \infty.$$

Finally, if $\|\eta_{1,1}\|_{q^*} < \infty$ and

$$\sup_{t \in [0,1]} \left[\int_0^1 \left(\frac{\partial}{\partial t} a_i(t, v) \right)^2 dv \right]^{1/2} = O(\chi^i),$$

it can be shown by similar arguments as given above that Assumption 3.3 is satisfied.

Example S2. For a given orthonormal basis $(\phi_k(t))_{k \geq 1}$ of $L^2([0, 1])$ consider the functional time series $(G(u, t, \mathcal{F}_i))_{i \in \mathbb{Z}}$ defined by

$$G(u, t, \mathcal{F}_i) = \sum_{k=1}^{\infty} H_k(u, \mathcal{F}_i) \phi_k(t), \quad (\text{S5.4})$$

where for each $k \in \mathbb{N}$ and $u \in [0, 1]$ the random coefficients $(H_k(u, \mathcal{F}_i))_{i \in \mathbb{Z}}$ are stationary time series. A parsimonious choice of (S5.4) is to consider $\mathcal{F}_i = \cup_{k=1}^{\infty} \mathcal{F}_{i,k}$ where $\{\mathcal{F}_{i,k}\}_{k=1}^{\infty}$ are independent filtrations. In this case we obtain

$$G(u, t, \mathcal{F}_i) = \sum_{k=1}^{\infty} H_k(u, \mathcal{F}_{i,k}) \phi_k(t), \quad (\text{S5.5})$$

and the random coefficients $H_k(u, \mathcal{F}_{i,k})$ are stochastically independent. A sufficient condition for Assumption 3.2(2) in model (S5.5) is

$$\sup_{t \in [0,1]} \sum_{k=0}^{\infty} |\phi_k(t)| \delta_q(H_k, i) = O(\chi^i),$$

where $\delta_q(H_k, i) := \sup_{u \in [0,1]} \|H_k(u, \mathcal{F}_{i,k}) - H_k(u, \mathcal{F}_{i,k}^*)\|_q$. The q th moment of the process G in (S5.5) exists for $q \geq 2$, if

$$\Delta_q := \sup_{t \in [0,1], u \in [0,1]} \sum_{k=0}^{\infty} \phi_k^2(t) \|H_k(u, \mathcal{F}_{0,k})\|_q^2 < \infty.$$

If further $\Delta_q = O(q^{1/2-\alpha})$ for some $\alpha > 0$, then similar arguments as given in Example S1 show that Assumption 3.2(1) is satisfied as well. Finally, if the inequality

$$\sum_{k=0}^{\infty} \phi_k^2(t) \left\| \frac{\partial}{\partial u} H_k(u, \mathcal{F}_{0,k}) \right\|_q^2 < \infty$$

holds uniformly with respect to $t, u \in [0, 1]$, Assumption 3.2(3) is also satisfied.

On the other hand, in model (S5.4) we have $H_k(u, \mathcal{F}_i) = \int_0^1 G(u, t, \mathcal{F}_i) \phi_k(t) dt$, and consequently the magnitude of $\|H_k\|_q$ and $\delta_q(H_k, i)$ can be determined by Assumption 3.2. For example, if the basis of $L^2([0, 1])$ is given by $\phi_k(t) = \cos(k\pi t)$ ($k = 0, 1, \dots$) and the inequality

$$\|G(u, 0, \mathcal{F}_1)\|_q + \left\| \frac{\partial}{\partial t} G(u, 0, \mathcal{F}_1) \right\|_q + \sup_{t \in [0,1]} \left\| \frac{\partial^2}{\partial t^2} G(u, t, \mathcal{F}_1) \right\|_q < \infty,$$

holds for $u \in [0, 1]$, it follows by similar arguments as given in Zhou and Dette (2020) that

$$\sup_{u \in [0,1]} \|H_k(u, \mathcal{F}_k)\|_q = O(k^{-2}), \quad \delta_q(H_k, i) = O(\min(k^{-2}, \delta_G(i, q))) \quad (\text{S5.6})$$

Similarly, assume that the basis of $L^2([0, 1])$ is given by the Legendre polynomials and that

$$\sup_{u \in [0,1]} \max_{s=1,2,3} \left\| \int_{-1}^1 \frac{|\frac{\partial^s}{\partial t^s} G(u, t, \mathcal{F}_0)|}{\sqrt{1-x^2}} dx \right\|_q < \infty.$$

If additionally for every $\varepsilon > 0$, there exists a constant $\delta > 0$ such that

$$\sum_{s=1,2} \sum_k \left\| \frac{\partial^s}{\partial t^s} G(u, x_k, \mathcal{F}_i) - \frac{\partial^s}{\partial t^s} G(u, x_{k-1}, \mathcal{F}_i) \right\|_q < \varepsilon$$

for any finite sequence of pairwise disjoint sub-intervals (x_{k-1}, x_k) of the interval $(0, 1)$ such that $\sum_k (x_k - x_{k-1}) < \delta$, it follows from Theorem 2.1 of Wang and Xiang (2012) that (S5.6) holds as well.

Finally, if

$$\sup_{t \in [0,1]} \sum_{k=0}^{\infty} |\phi'_k(t)| \delta_{q^*}(H_k, i) = O(\chi^i),$$

it can be shown by similar arguments as given above that Assumption 3.3 is also satisfied.

S6. Proofs of Theorems

In the proofs, for two real sequence a_n and b_n we write $a_n \lesssim b_n$, if there exists a universal positive constant M such that $a_n \leq Mb_n$. Let $\mathbf{1}(\cdot)$ be the usual indicator function. For simplicity let $\tilde{K}(u) = \frac{1}{nb_n} \sum_{i=1}^n K\left(\frac{i/n-u}{b_n}\right)$.

S6.1 Proof of Theorem 1

For $p \in \mathbb{N}$ define by $t_v = \frac{v}{p}$, ($v = 0, \dots, p$) an equidistant partition of the interval $[0, 1]$ and let M be a sufficiently large generic constant which may vary from line to line. Define

$$W_n(u, t) = \sqrt{nb_n}(\hat{m}(u, t) - \mathbb{E}(\hat{m}(u, t))) = \frac{1}{\sqrt{nb_n}\tilde{K}(u)} \sum_{i=1}^n G\left(\frac{i}{n}, t, \mathcal{F}_i\right) K\left(\frac{i/n-u}{b_n}\right), \quad (\text{S6.1})$$

we have by triangle inequality

$$\left| \sup_{b_n \leq u \leq 1-b_n, 0 \leq t \leq 1} |W_n(u, t)| - \max_{\substack{[nb_n] \leq l_1 \leq n - [nb_n] \\ 1 \leq s \leq p}} |W_n\left(\frac{l_1}{n}, \frac{s}{p}\right)| \right| \leq \tilde{W}_n,$$

where

$$\tilde{W}_n = \max_{\substack{[nb_n] \leq l_1 \leq n - [nb_n], 1 \leq s \leq p, \\ |u - \frac{l_1}{n}| \leq 1/n, |t - \frac{s}{p}| \leq 1/p, u, t \in [0, 1]}} |W_n(u, t) - W_n\left(\frac{l_1}{n}, \frac{s}{p}\right)|.$$

By Assumption 3.3, Burkholder's inequality and similar arguments as given in the proof of Proposition 1.1 of Dette and Wu (2022) we obtain

$$\begin{aligned} \sup_{u,t \in [0,1]} \left\| \frac{\partial}{\partial u} W_n(u,t) \right\|_{q^*} &\leq \frac{M}{b_n}, \quad \sup_{u,t \in [0,1]} \left\| \frac{\partial}{\partial t} W_n(u,t) \right\|_{q^*} \leq M, \\ \sup_{u,t \in [0,1]} \left\| \frac{\partial^2}{\partial u \partial t} W_n(u,t) \right\|_{q^*} &\leq \frac{M}{b_n}. \end{aligned} \quad (\text{S6.2})$$

Note that we have for $\tau_s > 0$, $s = 1, 2$ and $x, y \in [0, 1)$,

$$\begin{aligned} &\left\| \sup_{\substack{0 \leq t_1 \leq \tau_1 \\ 0 \leq t_2 \leq \tau_2}} |W_n(t_1 + x, t_2 + y) - W_n(x, y)| \right\|_{q^*} \leq \int_0^{\tau_1} \left\| \frac{\partial}{\partial u} W_n(x + u, y) \right\|_{q^*} du \\ &+ \int_0^{\tau_2} \left\| \frac{\partial}{\partial t} W_n(x, y + v) \right\|_{q^*} dv + \int_0^{\tau_1} \int_0^{\tau_2} \left\| \frac{\partial^2}{\partial x \partial t} W_n(x + u, y + v) \right\|_{q^*} dudv. \end{aligned}$$

Therefore, (S6.2) and similar arguments as in the proof of Proposition B.2 of Dette et al. (2019) show

$$\|\tilde{W}_n\|_{q^*} = O((np)^{1/q^*} ((nb_n)^{-1} + 1/p)). \quad (\text{S6.3})$$

Observing (S7.7) and (S7.8). Lemma S1 and (S6.3) it therefore follows that

$$\begin{aligned} \mathfrak{P}_n &\lesssim (nb_n)^{-(1-11\iota)/8} + \Theta\left(\sqrt{nb_n}\left(b_n^4 + \frac{1}{n}\right), np\right) + \Theta(\delta, np) + \mathbb{P}(\tilde{W}_n > \delta) \\ &\lesssim (nb_n)^{-(1-11\iota)/8} + \Theta\left(\sqrt{nb_n}\left(b_n^4 + \frac{1}{n}\right), np\right) + \Theta(\delta, np) \\ &\quad + ((np)^{1/q^*} ((nb_n)^{-1} + 1/p)/\delta)^{q^*}. \end{aligned}$$

Solving $\delta = ((np)^{1/q^*} ((nb_n)^{-1} + 1/p)/\delta)^{q^*}$ we get $\delta = ((np)^{1/q^*} ((nb_n)^{-1} + 1/p))^{q^*/(q^*+1)}$ and the assertion of the theorem follows. \square

S6.2 Proof of Theorem 2

Proof. In the following discussion we use the following notation. For any vector y_n indexed by n , let $y_{n,r}$ be its r th component. For example, $\hat{S}_{rm_n,j}$ is the j th entry of the vector \hat{S}_{rm_n} .

Let T_k denote the statistic generated by (2.16) in one bootstrap iteration of Algorithm 1 and define for integers a, b the quantities

$$T_{ap+b}^\diamond = \sum_{j=1}^{2\lceil nb_n \rceil - m'_n} \hat{S}_{jm'_n, (a-1)p+b} R_{k+j-1}, \quad a = 1, \dots, n - 2\lceil nb_n \rceil + 1, \quad 1 \leq b \leq p$$

$$T^\diamond := ((T_1^\diamond)^\top, \dots, (T_{(n-2\lceil nb_n \rceil + 1)p}^\diamond)^\top)^\top = (T_1^\top, \dots, T_{n-2\lceil nb_n \rceil + 1}^\top)^\top$$

$$T = |T^\diamond|_\infty = \max_{1 \leq k \leq n-2\lceil nb_n \rceil + 1} |T_k|_\infty$$

It suffices to show that the following inequality holds

$$\begin{aligned} & \sup_{x \in \mathbb{R}} \left| \mathbb{P}(|T^\diamond / \sqrt{2\lceil nb_n \rceil - m'_n}|_\infty \leq x | \mathcal{F}_n) - \mathbb{P}\left(\frac{1}{\sqrt{2nb_n}} \left| \sum_{i=1}^{2\lceil nb_n \rceil - 1} \tilde{Y}_i \right|_\infty \leq x\right) \right| \\ &= O_p\left(\vartheta_n^{1/3} \{1 \vee \log(\frac{np}{\vartheta_n})\}^{2/3} + \Theta\left(\left(\sqrt{m_n \log np} \left(\frac{1}{\sqrt{nb_n}} + b_n^3\right) (np)^{\frac{1}{q}}\right)^{q/(q+1)}, np\right)\right). \end{aligned} \tag{S6.4}$$

If this estimate has been established, Theorem 2 follows from Theorem 1, which shows that the probabilities $\mathbb{P}(\max_{b_n \leq u \leq 1-b_n, 0 \leq t \leq 1} \sqrt{nb_n} |\hat{\Delta}(u, t)| \leq x)$ can be approximated by the probabilities

$$\mathbb{P}\left(\frac{1}{\sqrt{nb_n}} \left| \sum_{i=1}^{2\lceil nb_n \rceil - 1} \tilde{Y}_i \right|_\infty \leq x\right)$$

uniformly with respect to $x \in \mathbb{R}$.

For a proof of (S6.4) we assume without loss of generality that m_n is even so that $m'_n = m_n$. For convenience, let $\sum_{i=a}^b Z_i = 0$ if the indices a and b satisfy $a > b$. Given the data, it follows for the conditional covariance

$$((2\lceil nb_n \rceil - 1) - m_n + 1)\sigma_{(k_1-1)p+j_1, (k_2-1)p+j_2}^{T^\diamond} := \mathbb{E}(T_{(k_1-1)p+j_1}^\diamond T_{(k_2-1)p+j_2}^\diamond | \mathcal{F}_n)$$
(S6.5)

$$\begin{aligned} &= \mathbb{E}\left(\sum_{r=1}^{2\lceil nb_n \rceil - m_n} \hat{S}_{rm_n, (k_1-1)p+j_1} R_{k_1+r-1} \sum_{r=1}^{2\lceil nb_n \rceil - m_n} \hat{S}_{rm_n, (k_2-1)p+j_2} R_{k_2+r-1} \middle| \mathcal{F}_n \right) \\ &= \sum_{r=1}^{2\lceil nb_n \rceil - m_n - (k_2 - k_1)} \hat{S}_{(r+k_2-k_1)m_n, (k_1-1)p+j_1} \hat{S}_{rm_n, (k_2-1)p+j_2}. \end{aligned}$$

where $1 \leq k_1 \leq k_2 \leq (n - 2\lceil nb_n \rceil + 1)$, $1 \leq j_1, j_2 \leq p$. Here, without generality, we assume $k_1 \leq k_2$. Define \tilde{T}^\diamond , and \tilde{S}_{jm_n} in the same way as T^\diamond , and \hat{S}_{jm_n} in (2.16) and (2.15), respectively, where the residuals \hat{Z}_i defined in (2.13) and used in step (a) of Algorithm 1 have been replaced by quantities \tilde{Z}_i defined in (2.7). Then we obtain by similar arguments

$$\begin{aligned} ((2\lceil nb_n \rceil - 1) - m_n + 1)\sigma_{(k_1-1)p+j_1, (k_2-1)p+j_2}^{\tilde{T}^\diamond} &:= \mathbb{E}(\tilde{T}_{(k_1-1)p+j_1}^\diamond \tilde{T}_{(k_2-1)p+j_2}^\diamond | \mathcal{F}_n) \\ &= \sum_{r=1}^{\lceil 2nb_n \rceil - m_n - (k_2 - k_1)} \tilde{S}_{(r+k_2-k_1)m_n, (k_1-1)p+j_1} \tilde{S}_{rm_n, (k_2-1)p+j_2}. \end{aligned}$$
(S6.6)

Recall the definition of the random variable \tilde{Y}_j in Proposition S2 and denote by $\tilde{Z}_{j,i}, \tilde{Y}_{j,i}$ the i th component of the vectors \tilde{Z}_j and \tilde{Y}_j , respectively ($1 \leq i \leq (n - 2\lceil nb_n \rceil + 1)p, 1 \leq j \leq 2\lceil nb_n \rceil - 1$). Then we obtain

$$\begin{aligned} \sigma_{(k_1-1)p+j_1, (k_2-1)p+j_2}^{\tilde{Y}} &:= \mathbb{E} \left(\frac{1}{2\lceil nb_n \rceil - 1} \sum_{i_1=1}^{2\lceil nb_n \rceil - 1} \tilde{Y}_{i_1, (k_1-1)p+j_1} \sum_{i_2=1}^{2\lceil nb_n \rceil - 1} \tilde{Y}_{i_2, (k_2-1)p+j_2} \right) \\ &= \frac{\mathbb{E}(\sum_{i_1=1}^{2\lceil nb_n \rceil - 1} \tilde{Z}_{i_1, (k_1-1)p+j_1} \sum_{i_2=1}^{2\lceil nb_n \rceil - 1} \tilde{Z}_{i_2, (k_2-1)p+j_2})}{2\lceil nb_n \rceil - 1} \\ &= \frac{\mathbb{E}(\sum_{i_1=1}^{2\lceil nb_n \rceil - 1} Z_{i_1+(k_1-1), \lceil nb_n \rceil+(k_1-1), j_1} \sum_{i_2=1}^{2\lceil nb_n \rceil - 1} Z_{i_2+(k_2-1), \lceil nb_n \rceil+(k_2-1), j_2})}{2\lceil nb_n \rceil - 1}, \end{aligned} \tag{S6.7}$$

where $Z_{i_1+(k_1-1), \lceil nb_n \rceil, j_1}$ is the j_1 th entry of the p -dimensional random vector $Z_{i_1+(k_1-1), \lceil nb_n \rceil}$ and $Z_{i_2+(k_2-1), \lceil nb_n \rceil, j_2}$ is defined similarly. We will show at the end of this section that

$$\left\| \max_{k_1, k_2, j_1, j_2} |\sigma_{(k_1-1)p+j_1, (k_2-1)p+j_2}^{\tilde{Y}} - \sigma_{(k_1-1)p+j_1, (k_2-1)p+j_2}^{\tilde{T}^\circ}| \right\|_{q/2} = O(\vartheta_n) \tag{S6.8}$$

If (S6.8) holds, it follows from Lemma S3 that there exists a constant $\eta_0 > 0$ such that

$$\mathbb{P} \left(\min_{\substack{1 \leq k \leq (n-2\lceil nb_n \rceil+1), \\ 1 \leq j \leq p}} \sigma_{(k-1)p+j, (k-1)p+j}^{\tilde{T}^\circ} \geq \eta_0 \right) \geq 1 - O(\vartheta_n^{q/2}).$$

Then, by Theorem 2 of Chernozhukov et al. (2015), we have

$$\begin{aligned} \sup_{x \in \mathbb{R}} \left| \mathbb{P} \left(\frac{|\tilde{T}^\circ|_\infty}{\sqrt{2\lceil nb_n \rceil - m_n}} \leq x \mid \mathcal{F}_n \right) - \mathbb{P} \left(\frac{1}{\sqrt{2nb_n}} \left| \sum_{i=1}^{2\lceil nb_n \rceil - 1} \tilde{Y}_i \right|_\infty \leq x \right) \right| \\ = O_p(\vartheta_n^{1/3} \{1 \vee \log(\frac{np}{\vartheta_n})\}^{2/3}) \end{aligned} \tag{S6.9}$$

Since conditional on \mathcal{F}_n , $(\tilde{T}^\diamond - T^\diamond)$ is an $(n - 2\lceil nb_n \rceil + 1)p$ dimensional Gaussian random vector we obtain by the (conditional) Jensen inequality and conditional inequality for the concentration of the maximum of a Gaussian process (see Chapter 5 in Appendix A of Chatterjee, 2014, where a similar result has been derived in Lemma A.1) that

$$\mathbb{E}(|\tilde{T}^\diamond - T^\diamond|_\infty^q | \mathcal{F}_n) \leq M |\sqrt{\log np}|^{(n-2\lceil nb_n \rceil+1)p} \left(\max_{r=1}^{2\lceil nb_n \rceil - m'_n} \sum_{j=1}^{2\lceil nb_n \rceil - m'_n} (\hat{S}_{jm'_n, r} - S_{jm'_n, r})^2 \right)^{1/2} |^q \quad (\text{S6.10})$$

for some large constant M almost surely. Observing that

$$\max_{1 \leq i \leq n} |Z_i|^l \leq \sum_{1 \leq i \leq n} |Z_i|^l \quad \text{for any } l > 0, n \in \mathbb{N} \quad (\text{S6.11})$$

and using a similar argument as given in the proof of Proposition 1.1 in Dette and Wu (2022) and the fact that K_l and K_r are both three order kernels, we have

$$\frac{1}{\sqrt{2\lceil nb_n \rceil - m_n}} \left\| \max_{r=1}^{(n-2\lceil nb_n \rceil+1)p} \left(\sum_{j=1}^{\lceil 2nb_n \rceil - m'_n} (\hat{S}_{jm'_n, r} - S_{jm'_n, r})^2 \right)^{1/2} \right\|_q = O\left(\sqrt{m_n} \left(\frac{1}{\sqrt{nb_n}} + b_n^3 \right) (np)^{\frac{1}{q}}\right),$$

and combining this result with the (conditional version) of Lemma S1 and

(S6.10) yields

$$\begin{aligned}
& \sup_{x \in \mathbb{R}} \left| \mathbb{P} \left(\frac{|T^\diamond|_\infty}{\sqrt{2\lceil nb_n \rceil - m_n}} > x \mid \mathcal{F}_n \right) - \mathbb{P} \left(\frac{1}{\sqrt{2nb_n}} \left| \sum_{i=1}^{2\lceil nb_n \rceil - 1} \tilde{Y}_i \right|_\infty > x \right) \right| \\
& \leq \sup_{x \in \mathbb{R}} \left| \mathbb{P} \left(\frac{|\tilde{T}^\diamond|_\infty}{\sqrt{2\lceil nb_n \rceil - m_n}} > x \mid \mathcal{F}_n \right) - \mathbb{P} \left(\frac{1}{\sqrt{2nb_n}} \left| \sum_{i=1}^{2\lceil nb_n \rceil - 1} \tilde{Y}_i \right|_\infty > x \right) \right| \\
& \quad + \mathbb{P} \left(\frac{|\tilde{T}^\diamond - T^\diamond|_\infty}{\sqrt{2\lceil nb_n \rceil - m_n}} > \delta \mid \mathcal{F}_n \right) + O(\Theta(\delta, np)) \\
& \leq \sup_{x \in \mathbb{R}} \left| \mathbb{P} \left(\frac{|\tilde{T}^\diamond|_\infty}{\sqrt{2\lceil nb_n \rceil - m_n}} > x \mid \mathcal{F}_n \right) - \mathbb{P} \left(\frac{1}{\sqrt{2nb_n}} \left| \sum_{i=1}^{2\lceil nb_n \rceil - 1} \tilde{Y}_i \right|_\infty > x \right) \right| \\
& \quad + O_p \left(\delta^{-q} (\sqrt{m_n \log np} (\frac{1}{\sqrt{nb_n}} + b_n^3) (np)^{\frac{1}{q}})^q \right) + O(\Theta(\delta, np)) \tag{S6.12}
\end{aligned}$$

where we have used the Markov's inequality. Taking $\delta = (\sqrt{m_n \log np} (\frac{1}{\sqrt{nb_n}} + b_n^3) (np)^{\frac{1}{q}})^{q/(q+1)}$ in (S6.12), and combining this estimate with (S6.9) yields (S6.4) completes the proof.

Proof of (S6.8). To simplify the notation, write

$$G_{j,i,k} = G\left(\frac{i+k-1}{n}, j/p, \mathcal{F}_{i+k-1}\right), \quad G_{j,i,k,u} = G\left(\frac{i+k-1+u}{n}, j/p, \mathcal{F}_u\right)$$

Without loss of generality, we consider the case $k_1 \leq k_2$. We calculate

$\sigma_{(k_1-1)p+j_1, (k_2-1)p+j_2}^{\tilde{Y}}$ observing the representation

$$Z_{i_1+(k_1-1), \lceil nb_n \rceil + (k_1-1), j_1} = G_{j_1, i_1, k_1} K\left(\frac{i_1 - \lceil nb_n \rceil}{nb_n}\right).$$

By Lemma S2 it follows that

$$\mathbb{E} \left[Z_{i_1+(k_1-1), \lceil nb_n \rceil + (k_1-1), j_1} Z_{i_2+(k_2-1), \lceil nb_n \rceil + (k_2-1), j_2} \right] = O(\chi^{|i_1 - i_2 + k_1 - k_2|}) \tag{S6.13}$$

uniformly for $1 \leq i_1, i_2 \leq 2\lceil nb_n \rceil - 1$, $1 \leq j_1, j_2 \leq p$, $1 \leq k_1, k_2 \leq n - 2\lceil nb_n \rceil + 1$. We first show that (S6.8) holds whenever $k_2 - k_1 > 2\lceil nb_n \rceil - m_n$. On the one hand, observing and (S6.5) and (S6.6) that if $2\lceil nb_n \rceil - m_n - (k_2 - k_1) < 0$ then

$$\sigma_{(k_1-1)p+j_1, (k_2-1)p+j_2}^{\tilde{T}^\circ} = 0 \quad a.s. \quad (\text{S6.14})$$

Moreover, by (S6.7) and (S6.13), straightforward calculations show that

$$\sigma_{(k_1-1)p+j_1, (k_2-1)p+j_2}^{\tilde{Y}} = \frac{1}{2\lceil nb_n \rceil - 1} O\left(\sum_{i_1=1}^{2\lceil nb_n \rceil - 1} \sum_{i_2=1}^{2\lceil nb_n \rceil - 1} \chi^{|i_1 - i_2 + k_1 - k_2|} \right) = O\left(\frac{m_n}{nb_n} \right). \quad (\text{S6.15})$$

Combining (S6.14), (S6.15) and by applying similar argument to $k_1 \geq k_2$, we obtain

$$\left\| \max_{\substack{k_1, k_2, j_1, j_2 \\ |k_2 - k_1| > 2\lceil nb_n \rceil - m_n}} |\sigma_{(k_1-1)p+j_1, (k_2-1)p+j_2}^{\tilde{Y}} - \sigma_{(k_1-1)p+j_1, (k_2-1)p+j_2}^{\tilde{T}^\circ}| \right\|_{q/2} = O\left(\frac{m_n}{nb_n} \right). \quad (\text{S6.16})$$

Now consider the case that $k_2 - k_1 \leq 2\lceil nb_n \rceil - m_n$. Without losing

generality we consider $k_1 \leq k_2$. Again by (S6.7)

$$\begin{aligned}
& \mathbb{E} \left(\sum_{i_1=1}^{k_2-k_1} Z_{i_1+(k_1-1), \lceil nb_n \rceil + (k_1-1), j_1} \sum_{i_2=1}^{2\lceil nb_n \rceil - 1} Z_{i_2+(k_2-1), \lceil nb_n \rceil + (k_2-1), j_2} \right) \\
&= O \left(\sum_{i_1=1}^{k_2-k_1} \sum_{i_2=1}^{2\lceil nb_n \rceil - 1} \chi^{|i_2-i_1+k_2-k_1|} \right) = O \left(\sum_{i_1=1}^{k_2-k_1} \sum_{i_2=1}^{2\lceil nb_n \rceil - 1} \chi^{i_2-i_1+k_2-k_1} \right) = O(1), \\
& \mathbb{E} \left(\sum_{i_1=1}^{2\lceil nb_n \rceil - 1} Z_{i_1+(k_1-1), \lceil nb_n \rceil + (k_1-1), j_1} \sum_{i_2=2\lceil nb_n \rceil - (k_2-k_1)}^{2\lceil nb_n \rceil - 1} Z_{i_2+(k_2-1), \lceil nb_n \rceil + (k_2-1), j_2} \right) \\
&= O \left(\sum_{i_1=1}^{2\lceil nb_n \rceil - 1} \sum_{i_2=2\lceil nb_n \rceil - (k_2-k_1)}^{2\lceil nb_n \rceil - 1} \chi^{|i_2-i_1+k_2-k_1|} \right) = O \left(\sum_{i_1=1}^{2\lceil nb_n \rceil - 1} \sum_{i_2=2\lceil nb_n \rceil - (k_2-k_1)}^{2\lceil nb_n \rceil - 1} \chi^{i_2-i_1+k_2-k_1} \right) = O(1).
\end{aligned}$$

Let $a = \lfloor M \log n \rfloor$ for a sufficiently large constant M . Using (S6.7), it

follows (considering the lags up to a) that

$$\begin{aligned}
& \sigma_{(k_1-1)p+j_1, (k_2-1)p+j_2}^{\tilde{Y}} \\
&= \frac{1}{2\lceil nb_n \rceil - 1} \mathbb{E} \left(\sum_{i_1=k_2-k_1+1}^{2\lceil nb_n \rceil - 1} Z_{i_1+(k_1-1), \lceil nb_n \rceil + (k_1-1), j_1} \sum_{i_2=1}^{2\lceil nb_n \rceil - (k_2-k_1) - 1} Z_{i_2+(k_2-1), \lceil nb_n \rceil + (k_2-1), j_2} \right) \\
&+ O((nb_n)^{-1}) \\
&= \frac{1}{2\lceil nb_n \rceil - 1} \mathbb{E} \left(\sum_{i_1, i_2=1}^{2\lceil nb_n \rceil - (k_2-k_1) - 1} G_{j_1, i_1, k_2} K \left(\frac{i_1+k_2-k_1-\lceil nb_n \rceil}{nb_n} \right) G_{j_2, i_2, k_2} K \left(\frac{i_2-\lceil nb_n \rceil}{nb_n} \right) \right) + O((nb_n)^{-1}) \\
&= A + B + O(nb_n \chi^a + (nb_n)^{-1}), \tag{S6.17}
\end{aligned}$$

where the terms A and B are defined by

$$A := \frac{1}{(2^{\lceil nb_n \rceil} - 1)} \sum_{i=1}^{2^{\lceil nb_n \rceil} - (k_2 - k_1) - 1} A_i, \quad (\text{S6.18})$$

$$A_i = \mathbb{E}(G_{j_1, i, k_2, 0} G_{j_2, i, k_2, 0}) K\left(\frac{i + k_2 - k_1 - \lceil nb_n \rceil}{nb_n}\right) K\left(\frac{i - \lceil nb_n \rceil}{nb_n}\right)$$

$$B = \frac{1}{(2^{\lceil nb_n \rceil} - 1)} \sum_{u=1}^a (B_{1,u} + B_{2,u}),$$

$$B_{1,u} = \sum_{i=1}^{2^{\lceil nb_n \rceil} - (k_2 - k_1) - 1 - u} B_{1,u,i}, \quad (\text{S6.19})$$

$$B_{2,u} =: \sum_{i=1}^{2^{\lceil nb_n \rceil} - (k_2 - k_1) - 1 - u} B_{2,u,i}. \quad (\text{S6.20})$$

and

$$B_{1,u,i} = \mathbb{E}(G_{j_1, i, k_2, u} G_{j_1, i, k_2, 0}) K\left(\frac{i + u + k_2 - k_1 - \lceil nb_n \rceil}{nb_n}\right) K\left(\frac{i - \lceil nb_n \rceil}{nb_n}\right)$$

$$B_{2,u,i} = \mathbb{E}(G_{j_1, i, k_2, 0} G_{j_2, i, k_2, u}) K\left(\frac{i + k_2 - k_1 - \lceil nb_n \rceil}{nb_n}\right) K\left(\frac{i + u - \lceil nb_n \rceil}{nb_n}\right)$$

Therefore, by (S6.17), we have that

$$\begin{aligned} \sigma_{(k_1-1)p+j_1, (k_2-1)p+j_2}^{\tilde{Y}} &= \frac{1}{2^{\lceil nb_n \rceil} - 1} \left(\sum_{i=1}^{2^{\lceil nb_n \rceil} - 1 - (k_2 - k_1)} A_i + \sum_{u=1}^a \sum_{i=1}^{2^{\lceil nb_n \rceil} - 1 - (k_2 - k_1) - u} (B_{1,u,i} + B_{2,u,i}) \right) \\ &\quad + O(nb_n \chi^a + (nb_n)^{-1}). \end{aligned} \quad (\text{S6.21})$$

Now for the term in (S6.6) we have

$$\begin{aligned}
m_n \tilde{S}_{(r+k_2-k_1)m_n, (k_1-1)p+j_1} \tilde{S}_{rm_n, (k_2-1)p+j_2} &= \left(\sum_{i=r+k_2-k_1}^{r+k_2-k_1+m_n/2-1} - \sum_{i=r+k_2-k_1+m_n/2}^{r+k_2-k_1+m_n} \right) Z_{i+k_1-1, \lceil nb_n \rceil + k_1 - 1, j_1} \\
&\times \left(\sum_{i=r}^{r+m_n/2-1} - \sum_{i=r+m_n/2}^{r+m_n} \right) Z_{i+k_2-1, \lceil nb_n \rceil + k_2 - 1, j_2} \\
&= \left(\sum_{i=r}^{r+m_n/2-1} - \sum_{i=r+m_n/2}^{r+m_n} \right) G_{j_1, i, k_2} K\left(\frac{i+k_2-k_1-\lceil nb_n \rceil}{nb_n}\right) \times \left(\sum_{i=r}^{r+m_n/2-1} - \sum_{i=r+m_n/2}^{r+m_n} \right) G_{j_2, i, k_2} K\left(\frac{i-\lceil nb_n \rceil}{nb_n}\right).
\end{aligned}$$

By Lemma S2, it follows that uniformly for $|k_2 - k_1| \leq 2\lceil nb_n \rceil - m_n$

and $1 \leq r \leq \lceil 2nb_n \rceil - m_n - (k_2 - k_1)$,

$$\begin{aligned}
&m_n \mathbb{E} \tilde{S}_{(r+k_2-k_1)m_n, (k_1-1)p+j_1} \tilde{S}_{rm_n, (k_2-1)p+j_2} \\
&= \sum_{i=r}^{r+m_n} \mathbb{E} (G_{j_1, i, k_2} G_{j_2, i, k_2}) K\left(\frac{i+k_2-k_1-\lceil nb_n \rceil}{nb_n}\right) K\left(\frac{i-\lceil nb_n \rceil}{nb_n}\right) \\
&+ \sum_{u=1}^a \left(\sum_{i=r}^{r+m_n-u} (\mathbb{E} (G_{j_1, i, (k_2+u)} G_{j_2, i, k_2}) K\left(\frac{i+u+k_2-k_1-\lceil nb_n \rceil}{nb_n}\right) K\left(\frac{i-\lceil nb_n \rceil}{nb_n}\right)) \right. \\
&\left. + \mathbb{E} (G_{j_2, i, (k_2+u)} G_{j_1, i, k_2}) K\left(\frac{i+k_2-k_1-\lceil nb_n \rceil}{nb_n}\right) K\left(\frac{i+u-\lceil nb_n \rceil}{nb_n}\right) \right) + O(m_n \chi^a) \quad (\text{S6.22})
\end{aligned}$$

where the the term $m_n \chi^a$ corresponds to the error of omitting terms in the sum with a large index a , and the term a^2 summarizes the error due to ignoring different signs in the product $\tilde{S}_{(r+k_2-k_1)m_n, (k_1-1)p+j_1} \tilde{S}_{rm_n, (k_2-1)p+j_2}$ (for each index u , we omit $2u$). Furthermore, by Assumption 2.1 and 3.2(3)

it follows that uniformly for $|u| \leq a$

$$\frac{1}{m_n} \sum_{i=r}^{r+m_n} \mathbb{E}(G_{j_1, i, k_2} G_{j_2, i, k_2}) K\left(\frac{i+k_2-k_1-\lceil nb_n \rceil}{nb_n}\right) K\left(\frac{i-\lceil nb_n \rceil}{nb_n}\right) = A_r + O\left(\frac{m_n}{nb_n}\right) \quad (\text{S6.23})$$

$$\frac{1}{m_n} \sum_{i=r}^{r+m_n-u} \mathbb{E}(G_{j_1, i, (k_2+u)} G_{j_2, i, k_2}) K\left(\frac{i+u+k_2-k_1-\lceil nb_n \rceil}{nb_n}\right) K\left(\frac{i-\lceil nb_n \rceil}{nb_n}\right) = B_{1,u,r} + O\left(\frac{m_n}{nb_n} + \frac{a}{m_n}\right), \quad (\text{S6.24})$$

$$\frac{1}{m_n} \sum_{i=r}^{r+m_n-u} \mathbb{E}(G_{j_2, i, (k_2+u)} G_{j_1, i, k_2}) K\left(\frac{i+k_2-k_1-\lceil nb_n \rceil}{nb_n}\right) K\left(\frac{i+u-\lceil nb_n \rceil}{nb_n}\right) = B_{2,u,r} + O\left(\frac{m_n}{nb_n} + \frac{a}{m_n}\right), \quad (\text{S6.25})$$

where terms $A_r, B_{1,u,r}$ and $B_{2,u,r}$ are defined in equations (S6.18), (S6.19)

and (S6.20), respectively. Notice that (S6.6) and expressions (S6.22), (S6.23),

(S6.24) and (S6.25) yield that

$$\begin{aligned} \mathbb{E}\sigma_{(k_1-1)p+j_1, (k_2-1)p+j_2}^{\tilde{r}^\infty} &= \frac{1}{2\lceil nb_n \rceil - m_n} \left\{ \sum_{r=1}^{2\lceil nb_n \rceil - m_n - (k_2 - k_1)} (A_r + O\left(\frac{m_n}{nb_n}\right)) \right. \\ &+ \sum_{u=1}^a \sum_{r=1}^{2\lceil nb_n \rceil - m_n - (k_2 - k_1)} (B_{1,u,r} + B_{2,u,r} + O\left(\frac{m_n}{nb_n} + \frac{a}{m_n}\right)) \left. \right\} + O\left(\chi^a + \frac{a^2}{m_n}\right) \quad (\text{S6.26}) \end{aligned}$$

Lemma S2 implies

$$\max_{\substack{1 \leq r \leq 2\lceil nb_n \rceil - (k_2 - k_1) - 1, \\ 1 \leq k_1 \leq k_2 \leq (n - 2\lceil nb_n \rceil + 1), s=1,2}} B_{s,u,r} = O(\chi^u),$$

which yields in combination with equations (S6.21), (S6.26) with $a =$

$M \log n$ for a sufficiently large constant M , and a similar argument applied

to the case that $k_1 \geq k_2$,

$$\max_{\substack{1 \leq k_1, k_2 \leq (n-2\lceil nb_n \rceil + 1) \\ |k_2 - k_1| \leq 2\lceil nb_n \rceil - m_n, 1 \leq j_1, j_2 \leq p}} \left| \mathbb{E} \sigma_{(k_1-1)p+j_1, (k_2-1)p+j_2}^{\tilde{T}^\circ} - \sigma_{(k_1-1)p+j_1, (k_2-1)p+j_2}^{\tilde{Y}} \right| = O\left(\frac{\log^2 n}{m_n} + \frac{m_n \log n}{nb_n}\right). \quad (\text{S6.27})$$

Furthermore, using (S6.11), the Cauchy-Schwartz inequality, a similar argument as given in the proof of Lemma 1 of Zhou (2013) and Assumption 3.2(2) yield that

$$\left\| \max_{\substack{1 \leq k_1 \leq k_2 \leq (n-2\lceil nb_n \rceil + 1), \\ 1 \leq j_1, j_2 \leq p}} \left| \mathbb{E} \sigma_{(k_1-1)p+j_1, (k_2-1)p+j_2}^{\tilde{T}^\circ} - \sigma_{(k_1-1)p+j_1, (k_2-1)p+j_2}^{\tilde{T}^\circ} \right| \right\|_{q/2} = O\left(\sqrt{\frac{m_n}{nb_n}} (np)^{4/q}\right). \quad (\text{S6.28})$$

Combining (S6.27) and (S6.28), we obtain

$$\begin{aligned} & \left\| \max_{\substack{k_1, k_2, j_1, j_2 \\ |k_2 - k_1| \leq 2\lceil nb_n \rceil - m_n}} \left| \sigma_{(k_1-1)p+j_1, (k_2-1)p+j_2}^{\tilde{Y}} - \sigma_{(k_1-1)p+j_1, (k_2-1)p+j_2}^{\tilde{T}^\circ} \right| \right\|_{q/2} \\ &= O\left(\frac{\log^2 n}{m_n} + \frac{m_n \log n}{nb_n} + \sqrt{\frac{m_n}{nb_n}} (np)^{4/q}\right) \end{aligned} \quad (\text{S6.29})$$

Therefore the estimate (S6.8) follows combining (S6.16) and (S6.29). \diamond

S6.3 Proof of Theorem 3

Similarly to (S7.1) and (S7.2) in the proof of Proposition S2 we obtain

$$\sup_{\substack{u \in [b_n, 1-b_n] \\ t \in [0, 1]}} \frac{1}{\sigma(u, t)} \left| \mathbb{E}(\hat{m}(u, t)) - m(u, t) \right| \leq M \left(\frac{1}{n} + b_n^4 \right) \quad (\text{S6.30})$$

for some constant M , where we have used the fact that, by Assumption 2.1, $\int K(v)v^2dv = 0$. Moreover, by a similar but simpler argument as given in the proof of equation (B.7) in Lemma B.3 of Dette et al. (2019) we have for the quantity

$$\frac{(\hat{m}(u, t) - \mathbb{E}(\hat{m}(u, t)))}{\sigma(u, t)} = \frac{1}{nb_n \tilde{K}(u)} \sum_{i=1}^n \frac{G(\frac{i}{n}, t, \mathcal{F}_i)}{\sigma(\frac{i}{n}, t)} K\left(\frac{\frac{i}{n} - u}{b_n}\right) := \Phi^\sigma(u, t)$$

the estimate

$$\left\| \sup_{u \in [b_n, 1-b_n], t \in [0, 1]} \sqrt{nb_n} |\Phi^\sigma(u, t) - \Psi^\sigma(u, t)| \right\|_q = O(b_n^{1-2/q}), \quad (\text{S6.31})$$

where

$$\Phi^\sigma(u, t) = \frac{1}{nb_n \tilde{K}(u)} \sum_{i=1}^n \frac{G(\frac{i}{n}, t, \mathcal{F}_i)}{\sigma(\frac{i}{n}, t)} K\left(\frac{\frac{i}{n} - u}{b_n}\right).$$

Following the proof of Theorem 1 we find that

$$\begin{aligned} \sup_{x \in \mathbb{R}} \left| \mathbb{P}\left(\max_{b_n \leq u \leq 1-b_n, 0 \leq t \leq 1} \sqrt{nb_n} |\Phi^\sigma(u, t)| \leq x\right) - \mathbb{P}\left(\left|\frac{1}{\sqrt{nb_n}} \sum_{i=1}^{2\lceil nb_n \rceil - 1} \tilde{Y}_i^\sigma\right|_\infty \leq x\right) \right| \\ = O\left((nb_n)^{-(1-11\nu)/8} + \Theta\left(\left((np)^{1/q^*} ((nb_n)^{-1} + 1/p)\right)^{\frac{q^*}{q^*+1}}, np\right)\right). \end{aligned}$$

Combining this result with Lemma S1 (with $X = \max_{b_n \leq u \leq 1-b_n, 0 \leq t \leq 1} \sqrt{nb_n} |\Phi^\sigma(u, t)|$,

$$Y = \frac{1}{\sqrt{nb_n}} \sum_{i=1}^{2\lceil nb_n \rceil - 1} \tilde{Y}_i^\sigma, \quad X' = \max_{b_n \leq u \leq 1-b_n, 0 \leq t \leq 1} \sqrt{nb_n} |\Psi^\sigma(u, t)| \quad) \text{ and}$$

(S6.31) gives

$$\begin{aligned}
& \sup_{x \in \mathbb{R}} \left| \mathbb{P} \left(\max_{b_n \leq u \leq 1-b_n, 0 \leq t \leq 1} \sqrt{nb_n} |\Psi^\sigma(u, t)| \leq x \right) - \mathbb{P} \left(\left| \frac{1}{\sqrt{nb_n}} \sum_{i=1}^{2\lceil nb_n \rceil - 1} \tilde{Y}_i^\sigma \right|_\infty \leq x \right) \right| \\
&= O \left((nb_n)^{-(1-11\iota)/8} + \Theta \left(((np)^{1/q^*} ((nb_n)^{-1} + 1/p) \right)^{\frac{q^*}{q^*+1}}, np \right) \\
&+ \mathbb{P} \left(\sup_{u \in [b_n, 1-b_n], t \in [0, 1]} \sqrt{nb_n} |\Phi^\sigma(u, t) - \Psi^\sigma(u, t)| > \delta \right) + \Theta(\delta, np) \\
&= O \left((nb_n)^{-(1-11\iota)/8} + \Theta \left(((np)^{1/q^*} ((nb_n)^{-1} + 1/p) \right)^{\frac{q^*}{q^*+1}}, np \right) + \Theta(\delta, np) + \frac{b_n^{q-2}}{\delta^q}.
\end{aligned} \tag{S6.32}$$

Taking $\delta = b_n^{\frac{q-2}{q+1}}$ we obtain for the last two terms in (S6.32)

$$\Theta(\delta, np) + \frac{b_n^{q-2}}{\delta^q} = O \left(\Theta \left(b_n^{\frac{q-2}{q+1}}, np \right) \right).$$

On the other hand, (S6.30), (S6.32) and Lemma S1 (with $X = \max_{b_n \leq u \leq 1-b_n, 0 \leq t \leq 1} \sqrt{nb_n} |\Psi^\sigma(u, t)|$,

$Y = \frac{1}{\sqrt{nb_n}} \sum_{i=1}^{2\lceil nb_n \rceil - 1} \tilde{Y}_i^\sigma$, $X' = \max_{b_n \leq u \leq 1-b_n, 0 \leq t \leq 1} \sqrt{nb_n} |\hat{\Delta}^\sigma(u, t)|$ and $\delta =$

$M\sqrt{nb_n}(\frac{1}{n} + b_n^4)$ with a sufficiently large constant M) yield

$$\begin{aligned}
& \sup_{x \in \mathbb{R}} \left| \mathbb{P} \left(\max_{b_n \leq u \leq 1-b_n, 0 \leq t \leq 1} \sqrt{nb_n} |\hat{\Delta}^\sigma(u, t)| \leq x \right) - \mathbb{P} \left(\left| \frac{1}{\sqrt{nb_n}} \sum_{i=1}^{2\lceil nb_n \rceil - 1} \tilde{Y}_i^\sigma \right|_\infty \leq x \right) \right| \\
&= O \left((nb_n)^{-(1-11\iota)/8} + \Theta \left(((np)^{1/q^*} ((nb_n)^{-1} + 1/p) \right)^{\frac{q^*}{q^*+1}}, np \right) \\
&+ \Theta \left(\sqrt{nb_n} \left(b_n^4 + \frac{1}{n} \right), np \right) + \Theta \left(b_n^{\frac{q-2}{q+1}}, np \right).
\end{aligned}$$

□

S6.4 Proof of Theorem 4

Proof. Recall that $g_n = \frac{w^{5/2}}{n} \tau_n^{-1/q'} + w^{1/2} n^{-1/2} \tau_n^{-1/2-2/q'} + w^{-1}$ and let η_n be a sequence of positive numbers such that $\eta_n \rightarrow \infty$ and $(g_n + \tau_n)\eta_n \rightarrow 0$ (note that $g_n + \tau_n$ is the convergence rate of the estimator $\hat{\sigma}^2$ in Proposition 1). Define the \mathcal{F}_n measurable event

$$A_n = \left\{ \sup_{u \in [0,1], t \in [0,1]} |\hat{\sigma}^2(u, t) - \sigma^2(u, t)| > (g_n + \tau_n)\eta_n \right\},$$

then Proposition 1 and Markov's inequality yield

$$\mathbb{P}(A_n) = O(\eta_n^{-q'}). \quad (\text{S6.33})$$

Then by Theorem 3, Proposition 1 and Lemma S1 we have

$$\mathfrak{P}^{\hat{\sigma}} = \sup_{x \in \mathbb{R}} \left| \mathbb{P} \left(\max_{b_n \leq u \leq 1-b_n, 0 \leq t \leq 1} \sqrt{nb_n} |\hat{\Delta}^{\hat{\sigma}(u,t)}| \leq x \right) - \mathbb{P} \left(\left| \frac{1}{\sqrt{nb_n}} \sum_{i=1}^{2\lceil nb_n \rceil - 1} \tilde{Y}_i^\sigma \right|_\infty \leq x \right) \right| = o_p(1). \quad (\text{S6.34})$$

Let $T_k^{\hat{\sigma}}$ denote the statistic $T_k^{\hat{\sigma},(r)}$ in step (d) of Algorithm 2 generated by one bootstrap iteration and define for integers a, b the quantities

$$T_{ap+b}^{\hat{\sigma},\diamond} = \sum_{j=1}^{2\lceil nb_n \rceil - m'_n} \hat{S}_{jm'_n, (a-1)p+b}^{\hat{\sigma}} R_{k+j-1}, \quad a = 1, \dots, n - 2\lceil nb_n \rceil + 1, \quad 1 \leq b \leq p$$

$$T^{\hat{\sigma},\diamond} := ((T_1^{\hat{\sigma},\diamond})^\top, \dots, (T_{(n-2\lceil nb_n \rceil + 1)p}^{\hat{\sigma},\diamond})^\top)^\top = (T_1^{\hat{\sigma}\top}, \dots, T_{n-2\lceil nb_n \rceil + 1}^{\hat{\sigma}\top})^\top$$

and therefore

$$T^{\hat{\sigma}} = |T^{\hat{\sigma},\diamond}|_\infty = \max_{1 \leq k \leq n-2\lceil nb_n \rceil + 1} |T_k^{\hat{\sigma}}|_\infty$$

We recall the notation (4.4), introduce the $(n - 2\lceil nb_n \rceil + 1)p$ -dimensional random vectors $\hat{S}_{jm_n}^{\sigma,*} = \sum_{r=j}^{j+m_n-1} \tilde{Z}_r^\sigma$, and

$$\hat{S}_{jm_n}^\sigma = \frac{1}{\sqrt{m'_n}} \hat{S}_{j, \lfloor m_n/2 \rfloor}^{\sigma,*} - \frac{1}{\sqrt{m'_n}} \hat{S}_{j+\lfloor m_n/2 \rfloor+1, \lfloor m_n/2 \rfloor}^{\sigma,*} ,$$

and consider

$$T_k^\sigma = \sum_{j=1}^{2\lceil nb_n \rceil - m'_n} \hat{S}_{jm_n, [(k-1)p+1:kp]}^\sigma R_{k+j-1} , \quad k = 1, \dots, n - 2\lceil nb_n \rceil + 1,$$

$$T^{\sigma,\diamond} := ((T_1^{\sigma,\diamond})^\top, \dots, (T_{(n-2\lceil nb_n \rceil+1)p}^{\sigma,\diamond})^\top)^\top = (T_1^{\sigma^\top}, \dots, T_{n-2\lceil nb_n \rceil+1}^{\sigma^\top})^\top ,$$

where $T^{\sigma,\diamond}$ is obtained from $T^{\hat{\sigma},\diamond}$ by replacing $\hat{\sigma}$ by σ . Similar arguments as given in the proof of Theorem 2 show, that it is sufficient to show the estimate

$$\begin{aligned} & \sup_{x \in \mathbb{R}} \left| \mathbb{P}(|T^{\hat{\sigma},\diamond} / \sqrt{2\lceil nb_n \rceil - m'_n}|_\infty \leq x | \mathcal{F}_n) - \mathbb{P}\left(\frac{1}{\sqrt{2nb_n}} \left| \sum_{i=1}^{2\lceil nb_n \rceil - 1} \tilde{Y}_i^\sigma \right|_\infty \leq x\right) \right| \\ &= O_p\left(\vartheta_n^{1/3} \{1 \vee \log(\frac{np}{\vartheta_n})\}^{2/3} + \Theta(\sqrt{m_n \log np} (\frac{1}{\sqrt{nb_n}} + b_n^3) (np)^{\frac{1}{q}})^{q/(q+1)}, np)\right) \\ &+ \Theta\left(\left(\sqrt{m_n \log np} ((g_n + \tau_n)\eta_n) (np)^{\frac{1}{q}}\right)^{q/(q+1)}, np\right) + \eta_n^{-q'} \end{aligned} \quad (\text{S6.35})$$

where ϑ_n is defined in Theorem 2. The assertion of Theorem 4 then follows from (S6.34).

Now we prove (S6.35). By the first step in the proof of Theorem 2 it

follows that

$$\begin{aligned}
& \sup_{x \in \mathbb{R}} \left| \mathbb{P}(|T^{\sigma, \diamond} / \sqrt{2 \lceil nb_n \rceil - m'_n}|_\infty \leq x | \mathcal{F}_n) - \mathbb{P}\left(\frac{1}{\sqrt{2nb_n}} \left| \sum_{i=1}^{2 \lceil nb_n \rceil - 1} \tilde{Y}_i^\sigma \right|_\infty \leq x\right) \right| \\
&= O_p\left(\vartheta_n^{1/3} \{1 \vee \log(\frac{np}{\vartheta_n})\}^{2/3}\right) \\
&+ \Theta\left(\left(\sqrt{m_n \log np} \left(\frac{1}{\sqrt{nb_n}} + b_n^3\right) (np)^{\frac{1}{q}}\right)^{q/(q+1)}, np\right). \tag{S6.36}
\end{aligned}$$

By similar arguments as given in the proof of Theorem 2 we have

$$\mathbb{E}(|T^{\sigma, \diamond} - T^{\hat{\sigma}, \diamond}|_\infty^q \mathbf{1}(A_n) | \mathcal{F}_n) \leq M \left| \sqrt{\log np} \max_{r=1}^{(n-2 \lceil nb_n \rceil + 1)p} \left(\sum_{j=1}^{\lceil 2nb_n \rceil - m'_n} (\hat{S}_{jm'_n, r}^\sigma - \hat{S}_{jm'_n, r}^{\hat{\sigma}})^2 \mathbf{1}(A_n) \right)^{1/2} \right|^q \tag{S6.37}$$

for some large constant M almost surely, and the triangle inequality, a similar argument as given in the proof of Proposition 1.1 in Dette and Wu (2022) and (S6.11) yield

$$\frac{1}{\sqrt{2 \lceil nb_n \rceil - m_n}} \left\| \max_{r=1}^{(n-2 \lceil nb_n \rceil + 1)p} \left(\sum_{j=1}^{\lceil 2nb_n \rceil - m'_n} (\hat{S}_{jm'_n, r}^\sigma - \hat{S}_{jm'_n, r}^{\hat{\sigma}})^2 \mathbf{1}(A) \right)^{1/2} \right\|_q = O(\sqrt{m_n} (g_n + \tau_n) \eta_n (np)^{\frac{1}{q}}).$$

This together with the (conditional version) of Lemma S1 and (S6.37)

shows that

$$\begin{aligned}
& \sup_{x \in \mathbb{R}} \left| \mathbb{P} \left(\frac{|T^{\hat{\sigma}, \diamond}|_{\infty}}{\sqrt{2 \lceil nb_n \rceil} - m_n} > x \mid \mathcal{F}_n \right) - \mathbb{P} \left(\frac{1}{\sqrt{2nb_n}} \left| \sum_{i=1}^{2 \lceil nb_n \rceil - 1} \tilde{Y}_i^{\sigma} \right|_{\infty} > x \right) \right| \\
& \leq \sup_{x \in \mathbb{R}} \left| \mathbb{P} \left(\frac{|T^{\sigma, \diamond}|_{\infty}}{\sqrt{2 \lceil nb_n \rceil} - m_n} > x \mid \mathcal{F}_n \right) - \mathbb{P} \left(\frac{1}{\sqrt{2nb_n}} \left| \sum_{i=1}^{2 \lceil nb_n \rceil - 1} \tilde{Y}_i^{\sigma} \right|_{\infty} > x \right) \right| \\
& \quad + \mathbb{P} \left(\frac{|T^{\diamond, \sigma} - T^{\diamond, \hat{\sigma}}|_{\infty}}{\sqrt{2 \lceil nb_n \rceil} - m_n} > \delta \mid \mathcal{F}_n \right) + O(\Theta(\delta, np)) \\
& \leq \sup_{x \in \mathbb{R}} \left| \mathbb{P} \left(\frac{|T^{\sigma, \diamond}|_{\infty}}{\sqrt{2 \lceil nb_n \rceil} - m_n} > x \mid \mathcal{F}_n \right) - \mathbb{P} \left(\frac{1}{\sqrt{2nb_n}} \left| \sum_{i=1}^{2 \lceil nb_n \rceil - 1} \tilde{Y}_i^{\sigma} \right|_{\infty} > x \right) \right| \\
& \quad + O_p(\delta^{-q} (\sqrt{m_n \log np} ((g_n + \tau_n) \eta_n) (np)^{\frac{1}{q}})^q) + O(\Theta(\delta, np) + \eta_n^{-q'}),
\end{aligned}$$

where we used Markov's inequality and (S6.33). Taking

$$\delta = (\sqrt{m_n \log np} ((g_n + \tau_n) \eta_n) (np)^{\frac{1}{q}})^{q/(q+1)}$$

and observing (S6.36) yields (S6.35) and proves the assertion. \diamond

S7. Proposition S2 and Proof of Proposition

1

S7.1 Proposition S2

The proof of Theorems 1 is based on the following auxiliary result providing a Gaussian approximation for the maximum deviation of the quantity

$\sqrt{nb_n}|\hat{\Delta}(u, t_v)|$ over the grid of $\{1/n, \dots, n/n\} \times \{t_1, \dots, t_p\}$ where $t_v = \frac{v}{p}$ ($v = 1, \dots, p$).

Proposition S2. *Assume that $n^{1+a}b_n^9 = o(1)$, $n^{a-1}b_n^{-1} = o(1)$ for some $0 < a < 4/5$, and let Assumptions 3.1, 3.2 and 2.1 be satisfied.*

(i) *For a fixed $u \in (0, 1)$, let $Y_1(u), \dots, Y_n(u)$ denote a sequence of centered p -dimensional Gaussian vectors such that $Y_i(u)$ has the same auto-covariance structure of the vector $Z_i(u)$ defined in (2.5). If $p = O(\exp(n^\iota))$ for some $0 \leq \iota < 1/11$, then*

$$\begin{aligned} \mathfrak{P}_{p,n}(u) &:= \sup_{x \in \mathbb{R}} \left| \mathbb{P} \left(\max_{1 \leq v \leq p} \sqrt{nb_n} |\hat{\Delta}(u, t_v)| \leq x \right) - \mathbb{P} \left(\left| \frac{1}{\sqrt{nb_n}} \sum_{i=1}^n Y_i(u) \right|_\infty \leq x \right) \right| \\ &= O \left((nb_n)^{-(1-11\iota)/8} + \Theta \left(\sqrt{nb_n} \left(b_n^4 + \frac{1}{n} \right), p \right) \right) \end{aligned}$$

(ii) *Let $\tilde{Y}_1, \dots, \tilde{Y}_{2\lceil nb_n \rceil - 1}$ denote independent $(n - 2\lceil nb_n \rceil + 1)p$ -dimensional centered Gaussian vectors with the same auto-covariance structure as the vector \tilde{Z}_i in (2.7). If $np = O(\exp(n^\iota))$ for some $0 \leq \iota < 1/11$, then*

$$\begin{aligned} \mathfrak{P}_{p,n} &:= \sup_{x \in \mathbb{R}} \left| \mathbb{P} \left(\max_{\lceil nb_n \rceil \leq l \leq n - \lceil nb_n \rceil, 1 \leq v \leq p} \sqrt{nb_n} |\hat{\Delta}(\frac{l}{n}, t_v)| \leq x \right) - \mathbb{P} \left(\left| \frac{1}{\sqrt{nb_n}} \sum_{i=1}^{2\lceil nb_n \rceil - 1} \tilde{Y}_i \right|_\infty \leq x \right) \right| \\ &= O \left((nb_n)^{-(1-11\iota)/8} + \Theta \left(\sqrt{nb_n} \left(b_n^4 + \frac{1}{n} \right), np \right) \right) \end{aligned}$$

Proof. Using Assumptions 3.1, 2.1 and a Taylor expansion we obtain

$$\sup_{\substack{u \in [b_n, 1-b_n] \\ t \in [0,1]}} \left| \mathbb{E}(\hat{m}(u, t)) - m(u, t) - b_n^2 \int K(v)v^2 dv \frac{\partial^2}{\partial u^2} m(u, t)/2 \right| \leq M \left(\frac{1}{n} + b_n^4 \right) \quad (\text{S7.1})$$

for some constant M . Notice that by assumption $\int K(v)v^2 dv = 0$. Notice that for $u \in [b_n, 1 - b_n]$,

$$\begin{aligned} \hat{m}(u, t) - \mathbb{E}(\hat{m}(u, t)) &= \frac{1}{nb_n \tilde{K}(u)} \sum_{i=1}^n G(\frac{i}{n}, t, \mathcal{F}_i) K\left(\frac{\frac{i}{n} - u}{b_n}\right) \\ &= \frac{1}{nb_n \tilde{K}(u)} \sum_{i=\lceil n(u-b_n) \rceil}^{\lfloor n(u+b_n) \rfloor} G(\frac{i}{n}, t, \mathcal{F}_i) K\left(\frac{\frac{i}{n} - u}{b_n}\right). \end{aligned} \quad (\text{S7.2})$$

Therefore, observing the definition of $Z_i(u)$ in (2.5) we have (notice that $Z_i(u)$ is a vector of zero if $|\frac{i}{n} - u| \geq b_n$)

$$\max_{1 \leq v \leq p} \sqrt{nb_n} |\hat{m}(u, t_v) - \mathbb{E}(\hat{m}(u, t_v))| \tilde{K}(u) = \left| \frac{1}{\sqrt{nb_n}} \sum_{i=\lceil n(u-b_n) \rceil}^{\lfloor n(u+b_n) \rfloor} Z_i(u) \right|_{\infty}.$$

We will now apply Corollary 2.2 of Zhang and Cheng (2018) and check its assumptions first. By Assumption 3.2(2) and the fact that the kernel is bounded it follows that

$$\max_{1 \leq l \leq p} \sup_i \|Z_{i,l}(u) - Z_{i,l}^{(i-j)}(u)\|_2 = O(\chi^j),$$

where for any (measurable function) $g = g(\mathcal{F}_i)$, we define for $j \leq i$ the function $g^{(j)}$ by $g^{(j)} = g(\mathcal{F}_i^{(j)})$, where $\mathcal{F}_i^{(j)} = (\dots, \eta_{j-1}, \eta'_j, \eta_{j+1}, \dots, \eta_i)$ and $\{\eta'_i\}_{i \in \mathbb{Z}}$ is an independent copy of $\{\eta_i\}_{i \in \mathbb{Z}}$ (recall that $\mathcal{F}_i = (\eta_{-\infty}, \dots, \eta_i)$).

Lemma S3 in Section S8 shows that condition (9) in the paper of Zhang and Cheng (2018) is satisfied. Moreover Assumption 3.2(1) implies condition (13) in this reference. Observing that for random vector $v = (v_1, \dots, v_p)^\top$ and all $x \in \mathbb{R}$

$$\{|v|_\infty \leq x\} = \left\{ \max(v_1, \dots, v_p, -v_1, \dots, -v_p) \leq x \right\},$$

we can use Corollary 2.2 of Zhang and Cheng (2018)

$$\sup_{x \in \mathbb{R}} \left| \mathbb{P} \left(\left| \frac{1}{\sqrt{nb_n}} \sum_{i=1}^n Y_i(u) \right|_\infty \leq x \right) - \mathbb{P} \left(\left| \frac{1}{\sqrt{nb_n}} \sum_{i=1}^n Z_i(u) \right|_\infty \leq x \right) \right| = O((nb_n)^{-(1-11\nu)/8}).$$

(S7.3)

Therefore by (S7.1), (S7.3) and Lemma S1, and the fact that $\tilde{K}(u) = 1 + O(\frac{1}{nb_n})$ for $b_n \leq u \leq 1 - b_n$

$$\begin{aligned} & \sup_{x \in \mathbb{R}} \left| \mathbb{P} \left(\max_{1 \leq v \leq p} \sqrt{nb_n} |\hat{\Delta}(u, t_v)| \leq x \right) - \mathbb{P} \left(\left| \frac{1}{\sqrt{nb_n}} \sum_{i=1}^n Y_i(u) \tilde{K}(u) \right|_\infty \leq x \right) \right| \\ &= O \left((nb_n)^{-(1-11\nu)/8} + \Theta \left(\sqrt{nb_n} \left(b_n^4 + \frac{1}{nb_n} \right), p \right) \right). \end{aligned}$$

(S7.4)

Using Theorem 2 of Chernozhukov et al. (2015), it follows that

$$\begin{aligned} & \sup_{x \in \mathbb{R}} \left| \mathbb{P} \left(\left| \frac{1}{\sqrt{nb_n}} \sum_{i=1}^n Y_i(u) \right|_\infty \leq x \right) - \mathbb{P} \left(\left| \frac{1}{\sqrt{nb_n}} \sum_{i=1}^n Y_i(u) \tilde{K}(u) \right|_\infty \leq x \right) \right| \\ &= O \left((nb_n)^{-1/3} \log^{2/3}(npb_n) \right). \end{aligned}$$

(S7.5)

Since $p = O(\exp(n^t))$, Then part (i) of the assertion follows from (S7.4) and (S7.5). For part (ii), notice that $\tilde{K}(i/n) = \tilde{K}(j/n)$ for $i, j \in \mathbb{Z}$ such

that $b_n \leq i/n, j/n \leq 1 - b_n$. Let $\tilde{K} = \tilde{K}(\lfloor n/2 \rfloor/n)$. Further note that by the definition of the vector \tilde{Z}_i in (2.7) we have that (Recall the notation $W_n(u, t)$ in (S6.1))

$$\max_{1 \leq v \leq p} \max_{\lceil nb_n \rceil \leq l \leq n - \lceil nb_n \rceil} \tilde{K} |W_n(\frac{l}{n}, t_v)| = \max_{\lceil nb_n \rceil \leq l \leq n - \lceil nb_n \rceil} \left| \frac{1}{\sqrt{nb_n}} \sum_{i=1}^n Z_i(\frac{l}{n}) \right|_{\infty} = \left| \frac{1}{\sqrt{nb_n}} \sum_{i=1}^{2\lceil nb_n \rceil - 1} \tilde{Z}_i \right|_{\infty}. \quad (\text{S7.6})$$

Let $\tilde{Z}_{i,s}$ denote the s th entry of the vector \tilde{Z}_i defined in (2.7) ($1 \leq s \leq (n - 2\lceil nb_n \rceil + 1)p$). By Assumption 3.2(2) it follows that

$$\max_{1 \leq s \leq (n - 2\lceil nb_n \rceil + 1)p} \sup_i \|\tilde{Z}_{i,s} - \tilde{Z}_{i,s}^{(i-j)}\|_2 = O(\chi^j).$$

By Lemma S3 in Section S8 we obtain the inequality

$$c_1 \leq \min_{1 \leq j \leq (n - 2\lceil nb_n \rceil + 1)p} \tilde{\sigma}_{j,j} \leq \max_{1 \leq j \leq (n - 2\lceil nb_n \rceil + 1)p} \tilde{\sigma}_{j,j} \leq c_2$$

for the quantities

$$\tilde{\sigma}_{j,j} := \frac{1}{2\lceil nb_n \rceil - 1} \sum_{i,l=1}^{2\lceil nb_n \rceil - 1} \text{Cov}(\tilde{Z}_{i,j}, \tilde{Z}_{l,j}).$$

Therefore condition (9) in the paper of Zhang and Cheng (2018) holds, and condition (13) in this reference follows from Assumption 3.2(1). As a consequence, Corollary 2.2 in Zhang and Cheng (2018) (the validity of Corollary 2.2 of Zhang and Cheng (2018) for \tilde{Z}_i can be verified via the argument of Proposition 2.1, A.1 and Theorem 2.1 of that paper and via

(S7.6); details are omitted for the sake of brevity) yields

$$\sup_{x \in \mathbb{R}} \left| \mathbb{P} \left(\max_{\substack{\lceil nb_n \rceil \leq l_1 \leq n - \lceil nb_n \rceil \\ 1 \leq l_2 \leq p}} \tilde{K} |W_n(\frac{l_1}{n}, \frac{l_2}{p})| \leq x \right) - \mathbb{P} \left(\left| \frac{1}{\sqrt{nb_n}} \sum_{i=1}^{2\lceil nb_n \rceil - 1} \tilde{Y}_i \right|_{\infty} \leq x \right) \right| = O((nb_n)^{-(1-11\iota)/8}).$$

(S7.7)

Using Theorem 2 of Chernozhukov et al. (2015) and the the fact that $\tilde{K} = 1 + O(\frac{1}{nb_n})$, it follows that

$$\sup_{x \in \mathbb{R}} \left| \mathbb{P} \left(\left| \frac{1}{\sqrt{nb_n}} \sum_{i=1}^n \tilde{Y}_i \right|_{\infty} \leq x \right) - \mathbb{P} \left(\left| \frac{1}{\sqrt{nb_n}} \sum_{i=1}^n \tilde{Y}_i \tilde{K} \right|_{\infty} \leq x \right) \right| = O\left((nb_n)^{-1/3} \log^{2/3}(n^2 pb_n)\right).$$

(S7.8)

Consequently part (ii) follows by the same arguments given in the proof of part (i) via an application of Lemma S1. \diamond

S7.2 Proof of Proposition 1

Proof. Define $\tilde{S}_{k,r}^G(t) = \frac{1}{\sqrt{r}} \sum_{i=k}^{k+r-1} G(i/n, t, \mathcal{F}_i)$, and define for $u \in [w/n, 1 - w/n]$

$$\tilde{\Delta}_j(t) = \frac{\tilde{S}_{j-w+1,w}^G(t) - \tilde{S}_{j+1,w}^G(t)}{\sqrt{w}}, \quad \tilde{\sigma}^2(u, t) = \sum_{j=1}^n \frac{w \tilde{\Delta}_j^2(t)}{2} \bar{\omega}(u, j)$$

as the analogs of $\Delta_j(t)$ defined in the main article and the quantities in (2.17), respectively. We also use the convention $\tilde{\sigma}^2(u, t) = \tilde{\sigma}^2(w/n, t)$ and $\tilde{\sigma}^2(u, t) = \tilde{\sigma}^2(1 - w/n, t)$ if $u \in [0, w/n)$ and $u \in (1 - w/n, 1]$, respectively.

Assumption 3.1 and the mean value theorem yield

$$\max_{w \leq j \leq n-w} \sup_{0 \leq t \leq 1} |\tilde{\Delta}_j(t) - \Delta_j(t)| = \max_{w \leq j \leq n-w} \sup_{0 \leq t \leq 1} \left| \sum_{r=j-w+1}^j m(r/n, t) - \sum_{r=j+1}^{j+w} m(r/n, t) \right| = O(w/n). \quad (\text{S7.9})$$

On the other hand, Assumption 3.2 and Assumption 3.3 and similar arguments as given in the proof of Lemma 3 of Zhou and Wu (2010) give

$$\max_j \|\tilde{\Delta}_j(t)\|_{q'} = O(\sqrt{w}), \quad \max_j \left\| \frac{\partial}{\partial t} \tilde{\Delta}_j(t) \right\|_{q'} = O(\sqrt{w}). \quad (\text{S7.10})$$

Here we use the convention that $\frac{\partial}{\partial t} \tilde{\Delta}_j|_{t=0} = \frac{\partial}{\partial t} \tilde{\Delta}_j|_{t=0+}$, $\frac{\partial}{\partial t} \tilde{\Delta}_j|_{t=1} = \frac{\partial}{\partial t} \tilde{\Delta}_j|_{t=1-}$.

Moreover, Proposition B.1. of Dette et al. (2019) yields

$$\max_j \left\| \sup_t |\tilde{\Delta}_j(t)| \right\|_{q'} = O(\sqrt{w}). \quad (\text{S7.11})$$

Now we introduce the notation $C_j(t) = \tilde{\Delta}_j(t) - \Delta_j(t)$ (note that this quantity is not random) and obtain by (S7.9) the representation

$$\begin{aligned} \tilde{\sigma}^2(u, t) - \hat{\sigma}^2(u, t) &= \sum_{j=1}^n \frac{w(2\tilde{\Delta}_j(t) - C_j(t))C_j(t)}{2} \bar{w}(u, j) \\ &= \sum_{j=1}^n w\tilde{\Delta}_j(t)C_j(t)\bar{w}(u, j) + O(w^3/n^2) \end{aligned} \quad (\text{S7.12})$$

uniformly with respect to u, t . Furthermore, by (S7.9) we have

$$\sup_{t \in [0,1]} \left| \sum_{j=1}^n w\tilde{\Delta}_j(t)C_j(t)\bar{w}(u, j) \right| \leq W^\diamond(u) := M(w/n) \sum_{j=1}^n w \sup_{t \in [0,1]} |\Delta_j(t)| \bar{w}(u, j),$$

where M is a sufficiently large constant. Notice that $W^\diamond(u)$ is differentiable with respect to the variable u . Therefore it follows from the triangle inequality, (S7.11) and Proposition B.1 of Dette et al. (2019), that

$$\left\| \sup_{u \in [\gamma_n, 1-\gamma_n]} |W^\diamond(u)| \right\|_{q'} = O\left(\frac{w^{5/2}}{n} \tau_n^{-1/q'}\right). \quad (\text{S7.13})$$

Combining (S7.12)–(S7.13), we obtain

$$\left\| \sup_{\substack{u \in [\gamma_n, 1-\gamma_n] \\ t \in [0,1]}} |\tilde{\sigma}^2(u, t) - \hat{\sigma}^2(u, t)| \right\|_{q'} = O\left(\frac{w^{5/2}}{n} \tau_n^{-1/q'} + w^3/n^2\right). \quad (\text{S7.14})$$

By Burkholder inequality (see for example Wu, 2005) in $\mathcal{L}^{q'/2}$ norm, (S7.10) and similar arguments as given in the proof of Lemma 3 in Zhou and Wu (2010) we have

$$\begin{aligned} \sup_{\substack{u \in [\gamma_n, 1-\gamma_n] \\ t \in [0,1]}} \left\| \tilde{\sigma}^2(u, t) - \mathbb{E}(\tilde{\sigma}^2(u, t)) \right\|_{q'/2} &= O(w^{1/2} n^{-1/2} \tau_n^{-1/2}), \\ \sup_{\substack{u \in [\gamma_n, 1-\gamma_n] \\ t \in [0,1]}} \left\| \frac{\partial}{\partial t} (\tilde{\sigma}^2(u, t) - \mathbb{E}(\tilde{\sigma}^2(u, t))) \right\|_{q'/2} &= O(w^{1/2} n^{-1/2} \tau_n^{-1/2}), \\ \sup_{\substack{u \in [\gamma_n, 1-\gamma_n] \\ t \in [0,1]}} \left\| \left(\frac{\partial}{\partial u} + \frac{\partial^2}{\partial u \partial t} (\tilde{\sigma}^2(u, t) - \mathbb{E}(\tilde{\sigma}^2(u, t))) \right) \right\|_{q'/2} &= O(w^{1/2} n^{-1/2} \tau_n^{-1/2-1}). \end{aligned}$$

It can be shown by similar but simpler argument as given in the proof of Proposition B.2 of Dette et al. (2019) that these estimates imply

$$\left\| \sup_{\substack{u \in [\gamma_n, 1-\gamma_n] \\ t \in [0,1]}} |\tilde{\sigma}^2(u, t) - \mathbb{E}(\tilde{\sigma}^2(u, t))| \right\|_{q'/2} = O(w^{1/2} n^{-1/2} \tau_n^{-1/2-2/q'}) \quad (\text{S7.15})$$

Moreover, it follows from the proof of Theorem 4.4 of Dette and Wu (2019) that

$$\begin{aligned} \sup_{\substack{u \in [\gamma_n, 1-\gamma_n] \\ t \in [0,1]}} \left| \mathbb{E} \tilde{\sigma}^2(u, t) - \sigma^2(u, t) \right| &= O\left(\sqrt{w/n} + w^{-1} + \tau_n^2\right), \\ \sup_{\substack{u \in [0, \gamma_n] \cup (1-\gamma_n, 1] \\ t \in [0,1]}} \left| \mathbb{E} \tilde{\sigma}^2(u, t) - \sigma^2(u, t) \right| &= O\left(\sqrt{w/n} + w^{-1} + \tau_n\right) \end{aligned} \quad (\text{S7.16})$$

and the assertion is a consequence of (S7.14), (S7.15) and (S7.16). \diamond

S8. Some auxiliary results

This section contains several technical lemmas, which will be used in the proofs of the main results in Section S6.

Lemma S1. *For any random vectors X, X', Y , and $\delta \in \mathbb{R}$, we have that*

$$\begin{aligned} \sup_{x \in \mathbb{R}} |\mathbb{P}(|X'| > x) - \mathbb{P}(|Y| > x)| &\leq \sup_{x \in \mathbb{R}} |\mathbb{P}(|X| > x) - \mathbb{P}(|Y| > x)| \\ &\quad + \mathbb{P}(|X - X'| > \delta) + 2 \sup_{x \in \mathbb{R}} \mathbb{P}(|Y - x| \leq \delta). \end{aligned} \quad (\text{S8.1})$$

Furthermore, if $Y = (Y_1, \dots, Y_p)^\top$ is a p -dimensional Gaussian vector and there exist positive constants $c_1 \leq c_2$ such that for all $1 \leq j \leq p$, $c_1 \leq$

$\mathbb{E}(Y_j^2) \leq c_2$, then

$$\begin{aligned} \sup_{x \in \mathbb{R}} |\mathbb{P}(|X'| > x) - \mathbb{P}(|Y|_\infty > x)| &\leq \sup_{x \in \mathbb{R}} |\mathbb{P}(|X| > x) - \mathbb{P}(|Y|_\infty > x)| + \mathbb{P}(|X - X'| > \delta) \\ &\quad + C\Theta(\delta, p), \end{aligned} \tag{S8.2}$$

where C is a constant only dependent on c_1 and c_2 .

Proof of Lemma S1. By triangle inequality, we shall see that

$$\mathbb{P}(|X'| > x) - \mathbb{P}(|Y| > x) \leq \mathbb{P}(|X' - X| > \delta) + \mathbb{P}(|X| > x - \delta) - \mathbb{P}(|Y| > x), \tag{S8.3}$$

$$\mathbb{P}(|X'| > x) - \mathbb{P}(|Y| > x) \geq -\mathbb{P}(|X' - X| > \delta) + \mathbb{P}(|X| > x + \delta) - \mathbb{P}(|Y| > x). \tag{S8.4}$$

Notice that right-hand side of (S8.3) is

$$\mathbb{P}(|X' - X| > \delta) + \mathbb{P}(|X| > x - \delta) - \mathbb{P}(|Y| > x - \delta) + \mathbb{P}(|Y| > x - \delta) - \mathbb{P}(|Y| > x).$$

The absolute value of the above expression is then uniformly bounded by

$$\mathbb{P}(|X' - X| > \delta) + \sup_{x \in \mathbb{R}} |\mathbb{P}(|X| > x) - \mathbb{P}(|Y| > x)| + 2 \sup_{x \in \mathbb{R}} \mathbb{P}(|Y - x| \leq \delta). \tag{S8.5}$$

Similarly, the absolute value of right-hand side of (S8.4) is also uniformly bounded by (S8.5), which proves (S8.1). Finally, (S8.2) follows from (S8.1)

and an application of Corollary 1 in Chernozhukov et al. (2015). Note that in this result the constant C is determined by $\max_{1 \leq j \leq p} \mathbb{E}(Y_j^2) \leq c_2$ and $\min_{1 \leq j \leq p} \mathbb{E}(Y_j^2) \geq c_1$. \diamond

The following result is a consequence of Lemma 5 of Zhou and Wu (2010).

Lemma S2. *Under the assumption 3.2(2), we have that*

$$\sup_{u_1, u_2, t_1, t_2 \in [0,1]} |\mathbb{E}(G(u_1, t, \mathcal{F}_i)G(u_2, t_2, \mathcal{F}_j))| = O(\chi^{|i-j|}).$$

Lemma S3. *Define*

$$\sigma_{j,j}(u) = \frac{1}{nb_n} \sum_{i,l=1}^n \text{Cov}(Z_{i,j}(u), Z_{l,j}(u))$$

where $Z_{i,j}$ are the components of the vector $Z_i(u)$ defined in (2.5). If $b_n = o(1)$, $\frac{\log n}{nb_n} = o(1)$ and Assumption 3.2 and Assumption 2.1 are satisfied, then there exist positive constants c_1 and c_2 such that for sufficiently large n

$$0 < c_1 \leq \min_{1 \leq j \leq p} \sigma_{j,j}(u) \leq \max_{1 \leq j \leq p} \sigma_{j,j}(u) \leq c_2 < \infty.$$

for all $u \in [b_n, 1 - b_n]$. Moreover, we have for

$$\tilde{\sigma}_{j,j} := \frac{1}{2\lceil nb_n \rceil - 1} \sum_{i,l=1}^{2\lceil nb_n \rceil - 1} \text{Cov}(\tilde{Z}_{i,j}, \tilde{Z}_{l,j}), \quad (\text{S8.6})$$

the estimates

$$c_1 \leq \min_{1 \leq j \leq (n-2\lceil nb_n \rceil + 1)p} \tilde{\sigma}_{j,j} \leq \max_{1 \leq j \leq (n-2\lceil nb_n \rceil + 1)p} \tilde{\sigma}_{j,j} \leq c_2.$$

Proof of Lemma S3. By definition,

$$\sigma_{j,j}(u) = \frac{1}{nb_n} \sum_{i,l=1}^n \mathbb{E} \left(G\left(\frac{i}{n}, t_j, \mathcal{F}_i\right) K\left(\frac{\frac{i}{n} - u}{b_n}\right) G\left(\frac{l}{n}, t_j, \mathcal{F}_l\right) K\left(\frac{\frac{l}{n} - u}{b_n}\right) \right).$$

Observing Assumption 3.2 and Lemma S2, we have

$$\mathbb{E}(G(\frac{i}{n}, t_j, \mathcal{F}_i)G(\frac{l}{n}, t_j, \mathcal{F}_l) - G(u, t_j, \mathcal{F}_i)G(u, t_j, \mathcal{F}_l)) = O(\min(\chi^{|l-i|}, b_n))$$

uniformly with respect to $u \in [b_n, 1 - b_n]$, $|\frac{i}{n} - u| \leq b_n$ and $|\frac{l}{n} - u| \leq b_n$.

Consequently, observing Assumption 2.1 it follows that

$$\sigma_{j,j}(u) = \frac{1}{nb_n} \sum_{i,l=1}^n \mathbb{E} \left(G(u, t_j, \mathcal{F}_i) K\left(\frac{\frac{i}{n} - u}{b_n}\right) G(u, t_j, \mathcal{F}_l) K\left(\frac{\frac{l}{n} - u}{b_n}\right) \right) + O(-b_n \log b_n) \quad (\text{S8.7})$$

On the other hand, if r_n is a sequence such that $r_n = o(1)$ and $nb_n r_n \rightarrow \infty$,

$A(u, r_n) := \{l : |\frac{l}{n} - u| \leq 1 - r_n, u \in [b_n, 1 - b_n]\}$ we obtain by (S8.7) and

Lemma S2 that

$$\begin{aligned}
\sigma_{j,j}(u) &= \frac{1}{nb_n} \sum_{l=1}^n \sum_{i=1}^n \mathbf{1}(|i-l| \leq nb_n r_n) \mathbb{E} \left(G(u, t_j, \mathcal{F}_i) K \left(\frac{\frac{l}{n} - u}{b_n} \right) G(u, t_j, \mathcal{F}_l) K \left(\frac{\frac{l}{n} - u}{b_n} \right) \right) \\
&\quad + O(-b_n \log b_n + \chi^{nb_n r_n}) \\
&= \frac{1}{nb_n} \sum_{l=1}^n K^2 \left(\frac{\frac{l}{n} - u}{b_n} \right) \sum_{\substack{1 \leq i \leq n, \\ |i-l| \leq nb_n r_n}} \mathbb{E} \left(G(u, t_j, \mathcal{F}_i) G(u, t_j, \mathcal{F}_l) \mathbf{1} \left(\left| \frac{\frac{l}{n} - u}{b_n} \right| \leq 1 \right) \right) \\
&\quad + O(-b_n \log b_n + \chi^{nb_n r_n} + r_n) \\
&= \frac{1}{nb_n} \sum_{\substack{1 \leq l \leq n, \\ l \in A(u, r_n)}} K^2 \left(\frac{\frac{l}{n} - u}{b_n} \right) \sum_{\substack{1 \leq i \leq n, \\ |i-l| \leq nb_n r_n}} \mathbb{E} \left(G(u, t_j, \mathcal{F}_i) G(u, t_j, \mathcal{F}_l) \mathbf{1} \left(\left| \frac{\frac{l}{n} - u}{b_n} \right| \leq 1 \right) \right) \\
&\quad + O(-b_n \log b_n + \chi^{nb_n r_n} + r_n) \tag{S8.8}
\end{aligned}$$

uniformly for $j \in \{1, \dots, p\}$. We obtain by the definition of the long-run variance $\sigma^2(u, t)$ in Assumption 3.2(4) and Lemma S2 that

$$\left| \sum_{i=1}^n \mathbb{E} \left(G(u, t_j, \mathcal{F}_i) G(u, t_j, \mathcal{F}_l) \mathbf{1} \left(\left| \frac{\frac{l}{n} - u}{b_n} \right| \leq 1, |i-l| \leq nb_n r_n \right) \right) - \sigma^2(u, t_j) \right| = O(\chi^{nb_n r_n}) \tag{S8.9}$$

uniformly with respect to $l \in A(u, r_n) = \{l : \left| \frac{\frac{l}{n} - u}{b_n} \right| \leq 1 - r_n, u \in [b_n, 1 - b_n]\}$ and $j \in \{1, \dots, p\}$. Combining (S8.8) and (S8.9) and using Lemma S2 yields

$$\begin{aligned}
\sigma_{j,j}(u) &= \frac{1}{nb_n} \sum_{l=1}^n K^2 \left(\frac{\frac{l}{n} - u}{b_n} \right) \sigma^2(u, t_j) + O(-b_n \log b_n + \chi^{nb_n r_n} + r_n) \\
&= \sigma^2(u, t_j) \int_{-1}^1 K^2(t) dt + O \left(-b_n \log b_n + \chi^{nb_n r_n} + r_n + \frac{1}{nb_n} \right).
\end{aligned}$$

Let $r_n = \frac{a \log n}{nb_n}$ for some sufficiently large positive constant a , then the assertion of the lemma follows in view of Assumption 3.2(4)).

For the second assertion, consider the case that $j = k_1 p + k_2$ for some $0 \leq k_1 \leq n - 2\lceil nb_n \rceil$ and $1 \leq k_2 \leq p$. Therefore by definition (2.7) in the main article,

$$\tilde{Z}_{i, k_1 p + k_2} = G\left(\frac{i+k_1}{n}, \frac{k_2}{p}, \mathcal{F}_{i+k_1}\right) K\left(\frac{i-\lceil nb_n \rceil}{nb_n}\right),$$

which gives for the quantity in (S8.6)

$$\tilde{\sigma}_{k_1 p + k_2, k_1 p + k_2} = \frac{1}{2\lceil nb_n \rceil - 1} \sum_{i, l=1}^{2\lceil nb_n \rceil - 1} \mathbb{E}\left(G\left(\frac{i+k_1}{n}, \frac{k_2}{p}, \mathcal{F}_{i+k_1}\right) K\left(\frac{i-\lceil nb_n \rceil}{nb_n}\right) G\left(\frac{l+k_1}{n}, \frac{k_2}{p}, \mathcal{F}_{l+k_1}\right) K\left(\frac{l-\lceil nb_n \rceil}{nb_n}\right)\right)$$

Consequently, putting $i + k_1 = s_1$ and $l + k_1 = s_2$ and using a change of variable, we obtain that

$$\tilde{\sigma}_{k_1 p + k_2, k_1 p + k_2} = \sigma_{k_2, k_2} \left(\frac{k_1 + \lceil nb_n \rceil}{n} \right),$$

which finishes the proof. ◇