

Clear evidence against superconductivity in hydrides under high pressure

J. E. Hirsch^{a*} and F. Marsiglio^b

^a*Department of Physics, University of California, San Diego, La Jolla, CA 92093-0319*

^{*}*Corresponding author. Email: jhirsch@ucsd.edu*

^b*Department of Physics, University of Alberta, Edmonton, Alberta, Canada T6G 2E1*

The Meissner effect, magnetic field expulsion, is a hallmark of superconductivity. Associated with it, superconductors exclude applied magnetic fields. Recently Minkov et al. presented experimental results reportedly showing “*definitive evidence of the Meissner effect*” in sulfur hydride and lanthanum hydride under high pressure [1, 2], and Eremets et al. argued that “*the arguments against superconductivity (in hydrides) can be either refuted or explained*” [3]. Instead, we show here that the evidence presented in those papers does not support the case for superconductivity in these materials. Together with experimental evidence discussed in earlier papers, we argue that this strongly suggests that hydrides under pressure are not high temperature superconductors.

PACS numbers:

I. INTRODUCTION

The era of high temperature superconductivity in hydrides under high pressure was spawned by the reported discovery of superconductivity in sulfur hydride in 2015 by Eremets and coworkers [4, 5], with critical temperature 203 K, higher than any other critical temperature known before. Since then, it has been reported that superconductivity at high temperatures occurs also in 11 other hydrides under pressure [6–8]. These experimental works are strongly motivated and guided by theoretical predictions of superconductivity in these materials based on the conventional BCS-electron-phonon theory of superconductivity [9–12].

Instead, we have recently argued that the experimental evidence presented so far does not provide conclusive proof of superconductivity in any of these materials [13–24]. Others have also questioned experimental [26–28] and theoretical [29, 30] evidence for superconductivity in some of these materials. Therefore, the very existence of high temperature superconductivity in hydrides under pressure is now in doubt [31].

In the initial paper [4], Eremets and coworkers presented magnetic evidence of superconductivity in sulfur hydride, that was questioned in ref. [16]. Recently, Minkov and coworkers provided new magnetic evidence for superconductivity in sulfur hydride as well as in lanthanum hydride [1, 2], and argued that it provides definitive evidence for superconductivity. Eremets et al. provided further arguments and experimental results in ref. [3]. On the contrary, we argue in this paper that these new measurements together with the old measurements provide convincing evidence *against* the existence of superconductivity in these hydrides, in our opinion.

II. COMPARISON OF OLD AND NEW MAGNETIC EVIDENCE FOR SUPERCONDUCTIVITY IN SULFUR HYDRIDE

To have confidence that experimental results reflect true physics of the material being studied, it is essential that measurements are reproducible, not only within one lab and experimental group but also in different settings. Unfortunately, no other group has reported measurements of magnetization in sulfur hydride (nor any other hydride) under high pressure.

The experimental results on sulfur hydride reported by the Eremets group in 2015 [4] and 2021 [1, 2] report critical temperatures of 203 K and 196 K respectively, i.e. they are very close to one another. The size of the samples used is also reported to be similar, approximately 80 μm [4] and 85 μm [1] in diameter and “a few μm ” in thickness in [4] and between 2.1 μm and 3.1 μm in thickness in [1]. However, the measured magnetic moment of the samples under an applied magnetic field of the same magnitude *differ by a factor of 5*, with the 2015 sample having the larger magnetic moment. No explanation for this large discrepancy is given in [1]. These magnetic moments are measured not by field cooling but by applying a magnetic field to an already cold sample, and for sufficiently small fields so that the field should not penetrate the sample, hence such large differences are not expected for samples of similar sizes.

More importantly, the magnitude of the lower critical field reported in 2015 [4] was 30 mT, the same quantity in 2021 was reported to be 1.9 T [2] and subsequently 0.82 T [1], that is a difference of a factor of 60 and 27 respectively from the value 7 years ago.

The magnitude of the London penetration depth was reported to be 125 nm in 2015 [4] and between 18 and 23 nm in 2021 [1], a difference of a factor of 5.

Thus, for the past 7 years the physics community was asked to believe that sulfur hydride had been proven to be a 203 K superconductor based on magnetic measurements that were wrong by these very significant factors. The magnetic evidence reported by Eremets and cowork-

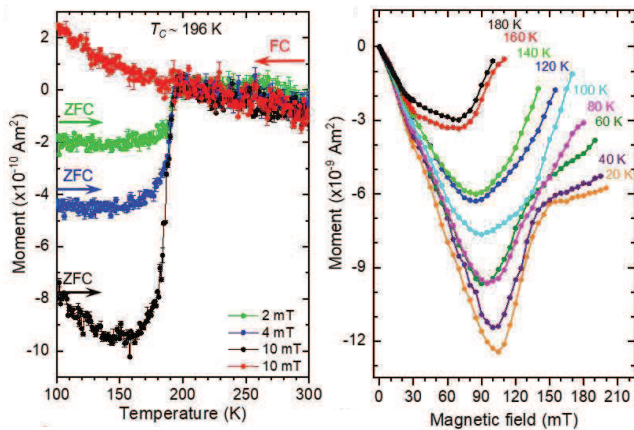


FIG. 1: Left panel: magnetization versus temperature of sulfur hydride reported in ref. [1], under field cooling (FC) and zero field cooling (ZFC). Right panel: magnetization versus applied magnetic field for sulfur hydride reported in ref. [1]. Reproduced under a CC BY 4.0 License from ref. [1].

ers in 2015 [4] was regarded by many to be the strongest evidence that hydrides under pressure are high temperature superconductors. Now, Eremets et al. themselves are telling us that that evidence was flawed [1]. In other words, the entire edifice of high temperature superconductivity in pressurized hydrides was built on dubious foundations.

III. MAGNETIC EVIDENCE IN 2021

It is also remarkable that after the reported magnetization measurements in 2015 using a specially designed miniature nonmagnetic DAC cell that could accommodate a SQUID magnetometer [4], no new experimental results using that sophisticated apparatus and technique were reported for a full 6 years, neither by the authors of ref. [4] nor by anybody else. Yet during those years, about 30 new reports of high temperature superconductivity in 12 different pressurized hydrides were published [6–8].

Fast forward to 2021 [1, 2]. Figure 1 shows on the left panel the reported magnetization versus temperature under an applied magnetic field, and on the right panel the magnetization versus magnetic field for various values of the temperature [1]. It can be seen that no evidence of a superconducting transition is seen under field cooling on the left panel. While this behavior has been observed in some strongly type II superconductors [32, 33], it has never been observed for type I or weakly type II superconductors, to our knowledge. According to ref. [1], this material is a weakly type II superconductor, with Ginzburg-Landau parameter $\kappa = 12$. The reported London penetration depth is remarkably small, $22nm$, indicating that the material has a large superfluid density and small degree of disorder. Such materials always

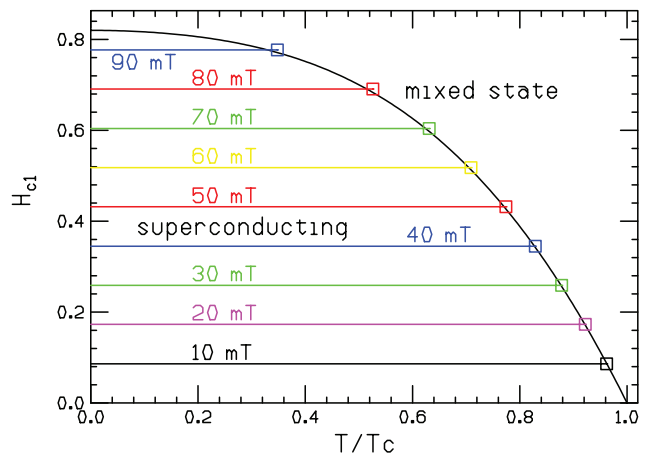


FIG. 2: Lower critical field versus temperature for a standard superconductor according to Ginzburg-Landau theory. The zero temperature critical field is $0.82 T$. The numerical values of the field given in mT indicate the applied field H_p , that becomes $H_{c1} = 8.5H_p$ due to the demagnetization factor $1/(1 - N)$ for $N = 0.88$ reported in ref. [1].

exhibit a robust Meissner effect, i.e. magnetic flux *expulsion*. We argue that the fact that this material does not show *any* evidence of magnetic field expulsion under field cooling, the signature of superconductivity, is clear and direct evidence that the material is not a superconductor.

Ref. [1] claimed that the sample is a flat disk of demagnetization factor $N = 0.88$. From this information, and from the observation that a magnetic field at low temperatures of magnitude $H_p \sim 96 mT$ starts to penetrate the sample, it follows that the lower critical field of sulfur hydride is $H_{c1}(T = 0) = 0.82T$. In figure 2 we plot the behavior of the lower critical field of a standard superconductor as a function of temperature inferred from Ginzburg-Landau theory. The horizontal lines indicate the values of the lower critical field H_{c1} for the values of applied field indicated, $H_p = 10 mT$, $20 mT$, etc. The squares indicate the critical points for each value of the applied magnetic field.

For each value of the magnetic field, for temperatures lower than that critical value, the magnetic field should be completely excluded from the sample, except for the small region within λ_L of the surface. If the penetration depth is $22 nm$ and the sample diameter and height are $85 \mu m$ and $2.8 \mu m$ respectively, this implies that 99% of the sample remains field free except very close to the critical temperature. Therefore, we expect the magnetization versus temperature to be essentially flat below each critical temperature. This is approximately consistent with what is seen for the three curves shown in the left panel of Fig. 1. For those values of the applied field, $H_p = 2 mT$, $4 mT$ and $10 mT$, the critical temperatures are $194.4 K$, $192.8 K$ and $187.8 K$, all close to the zero field critical temperature $196 K$.

From the reported values of magnetic moment versus magnetic field shown in the right panel of fig. 1 we can

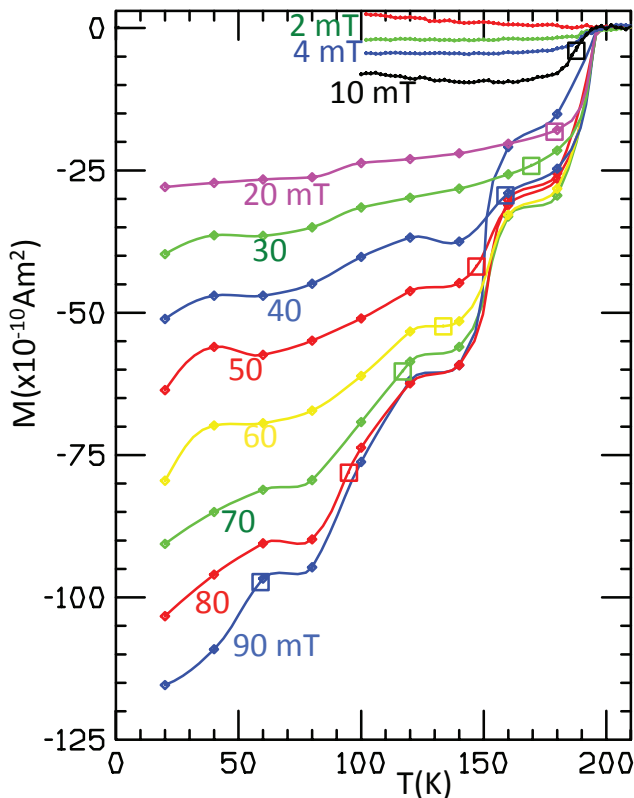


FIG. 3: Magnetic moment versus temperature inferred from the experimental results of ref. [1] shown in Fig. 1, for various values of the applied magnetic field H_p given in mT in the figure. The colored squares indicate the point on the curve for the applied magnetic field that corresponds to the critical temperature given by the phase boundary in Fig. 2.

extract the behavior of magnetic moment versus temperature for applied fields larger than the values shown on the left panel of fig. 1. This is shown in fig. 3. The value of the abscissa for each square is the critical temperature for each value of the applied field inferred from fig. 2, and we would expect the magnetic moment to be approximately *constant* for temperatures lower than those values, since the magnetic field is completely excluded from the sample. The behavior seen in fig. 3 is *qualitatively different* from this expectation.

Indeed, it can be seen in fig. 3 that the sample is unaware of the fact that it underwent a superconducting transition at its critical temperature, denoted by the square on each curve. The magnetization in each case (except for the selected ones that the authors of ref. [1] chose to show us on the left panel of fig. 1, also reproduced in fig. 3), continues its downward trend as the temperature is lowered further, oblivious to the fact that the magnetic field is no longer in its interior. This could be interpreted as revealing yet another new property of non-standard superconductors [14] not shared by standard conventional or unconventional superconductors: an ability to change the magnetic field in their surroundings

while keeping the magnetic field in their interior constant (i.e. equal to zero).

In the foregoing we have assumed the value of $H_{c1} = 0.82T$ for sulfur hydride inferred by Minkov et al. in ref. [1] from the magnetization data shown on the right panel of Fig. 1. They used the widely accepted criterion that H_{c1} is the value of the applied field where the magnetization versus H starts to deviate from linearity [34] due to vortex penetration into the superconductor, and an estimated demagnetization factor $N \sim 0.88$ ($1/(1-N) = 8.5$). There are however a variety of reasons that could change the value $H_{c1} = 0.82T$, as discussed in the following.

(a) The demagnetization factor is difficult to estimate in the absence of precise information about the sample's dimensions, and could be larger or smaller than the value $N = 0.88$ assumed by Minkov et al [1]. In ref. [2], the demagnetization factor was assumed to be larger, $N = 0.95$, and a larger critical field value $H_{c1} = 1.9T$ was estimated. In Ref. [1] an estimated range of possible values $0.74T < H_{c1} < 1.09T$ was given. In ref. [3] it was estimated that for the sulfur hydride sample studied in 2015 the demagnetization factor was $N = 0.88$ and a value $H_{c1} = 0.55T$ for that sample was inferred from the measured magnetization values, substantially larger than the value $H_{c1} = 0.03T$ originally inferred in 2015 yet quite a bit smaller than the $H_{c1} = 0.82T$ assumed by Minkov et al in [1].

(b) It is generally believed that the Bean-Livingston barrier [35], arising from the attractive image force on vortices near the surface, may prevent vortex penetration for a range of fields above H_{c1} , in which case the magnetization continues to be linear for fields larger than H_{c1} . For example, Joseph and Tomasch [36] find that in as-deposited and annealed films of Pb-Tl alloys the linear behavior of magnetization versus H can persist up to almost three times the bulk H_{c1} . On the other hand, for a FeSe single crystal Abdel-Hafied et al. find [37] that the Bean-Livingston barrier does not play a role. The Bean-Livingston barrier is believed to be particularly important for samples with very smooth surface boundaries and large values of the Ginzburg-Landau parameter κ . Neither of those criteria appear to be likely to be important for the cases under consideration here.

(c) In the presence of strong flux pinning, the deviation from linearity in the magnetization versus field curve may be very gradual and hence the location of H_{c1} could be underestimated, as discussed by Naito et al. [38] and Reedyk et al. [39]. This may contribute to the fairly wide spread in H_{c1} values inferred for high T_c cuprates. For example, in Fig. 5a of ref. [39] the deviation from linearity does not become apparent up to above a factor 1.5 higher than the estimated H_{c1} .

IV. ENORMOUS H_{c1} AND DENSITY OF STATES

In ref. [15], in connection with an analysis of a nuclear resonant scattering experiment on sulfur hydride [40], we pointed out that a lower critical field $H_{c1} \sim 2.6 T$, a thermodynamic critical field $H_c \sim 10.6 T$, and a London penetration depth $\lambda_L = 10.0 nm$ are completely incompatible with the physics of standard superconductors. Those values are remarkably close to the values $H_{c1} = 1.9 T$, $H_c = 9.8 T$ and $\lambda_L = 12.7 nm$ inferred in Ref. [2].

Taking into account the range of values of parameters suggested in Refs. [1], [2] and [3], let us assume for example that due to uncertainty in the dimensions of the sample the demagnetizing factor is $N = 0.8$ instead of the $N = 0.88$ [1] or $N = 0.95$ assumed by Minkov et al in Refs. [1, 2]. This then yields $H_{c1} = 0.48 T$, $H_c = 4.1 T$ and $\lambda_L = 20.4 nm$ as an alternative to the values assumed by Minkov et al [1, 2], with an H_{c1} even lower than the range $0.74 - 1.09T$ estimated in [1], thus allowing for the possibility that some of the other effects discussed at the end of the previous section could artificially increase the apparent value of H_{c1} .

Let us start by computing the critical current. For the value $H_{c1} = 1.9 T$ estimated for sulfur hydride in ref. [2], a magnetic field of magnitude smaller than $1.9 T$ should be completely excluded from the interior of a long cylinder. The current density circulating near the surface is, according to London's equation

$$J_c = \frac{c}{4\pi\lambda_L} H_{c1} \quad (1)$$

which for the above given values of H_{c1} and λ_L yields

$$J_c = 1.19 \times 10^{10} \text{ Amp/cm}^2. \quad (2)$$

This value is at least two to three orders of magnitude larger than critical currents of any other known superconductor, whether type I or type II, hard or soft [41]. If instead we use our alternative values for the parameters assuming $N = 0.8$ given above, the critical current is $J_c = 1.23 \times 10^9 \text{ Amp/cm}^2$, still much larger than for any other known superconductor.

Instead, refs. [1] and [2] estimated a value of the critical current density

$$J_c \sim 7 \times 10^6 \text{ Amp/cm}^2 \quad (3)$$

using magnetization measurements and the Bean model. However, such an estimate can only be valid for a strongly type II superconductor with much smaller H_{c1} and larger λ_L , such that the value of magnetic field given by the expression $H = (4\pi\lambda_L/c)J_c$ is larger than H_{c1} . In such a case the magnetic field penetrates the sample and generates vortices that are pinned near the sample surface, and the strength of the pinning potential determines the critical current according to the Bean model. That calculation is not applicable for the case at hand here to

determine the critical current, since $H = (4\pi\lambda_L/c)J_c$, with J_c given by Eq. (3), is much smaller than H_{c1} .

The density of states at the Fermi energy $g(\epsilon_F)$ can be obtained from the standard thermodynamic relation

$$\frac{H_c^2(0)}{8\pi} = \frac{1}{2}g(\epsilon_F)\Delta^2 \quad (4)$$

with Δ the energy gap at zero temperature. From the standard BCS relation $2\Delta/k_B T_c = 3.53$ and $T_c = 196 K$ [2] we have $\Delta = 29.8 meV$, and using $H_c = 9.8 T$ yields

$$g(\epsilon_F) = \frac{0.537 \text{ states}}{\text{spin} - eVA^3}. \quad (5)$$

This is an enormous density of states. For comparison, using density functional theory the density of states of sulfur hydride was estimated to be $0.019 \text{ states}/(\text{spin} - eV \text{ \AA}^3)$ [11], twenty eight times smaller. Our alternative values for the parameters assuming $N = 0.8$ yield a density of states that is smaller than Eq. (5) by a factor of six, so more than four times larger than the expected value.

In ref. [15] we discussed in more detail why such numbers are incompatible with standard superconductivity. Barring a qualitatively different superconducting state unlike that of all known superconductors, this implies, in our opinion, that the properties measured in ref. [2] interpreted to “unambiguously confirm superconductivity” in fact indicate that the material that was measured was not a superconductor.

The analysis discussed above for sulfur hydride applies equally well to the measurements for LaH_{10} reported in ref. [1]. It is claimed that for LaH_{10} the zero temperature lower critical field, thermodynamic critical field and London penetration depth are $H_{c1} = 0.55 T$, $H_c = 5.1 T$ and $\lambda_L = 30 nm$ [1], comparable to the values reported for H_3S ($H_{c1} = 0.82 T$, $H_c = 5.5 T$, $\lambda_L = 22 nm$) and equally impossible.

V. SAMPLE QUALITY

The samples were prepared by pulsed laser heating of a precursor containing NH_3BH_3 as a source of hydrogen and either S or LaH_3 . Then the precursor was heated by traversing a $5\mu m$ laser spot horizontally and vertically across the sample.

The fact that the laser spot is much smaller than the estimated diameters of the samples suggests that the resulting sample cannot possibly be a single crystal. Instead, there are likely to be many different regions of the sample of size of order of the laser spot that are connected by weak links (V. Struzhkin, private communication (2021)) that would also give rise to pinning centers that could explain the absence of magnetic flux expulsion upon cooling. It would be beneficial for a better understanding if a detailed mapping of the variations of structure within the sample could be performed (see, e.g. Ref. 42).

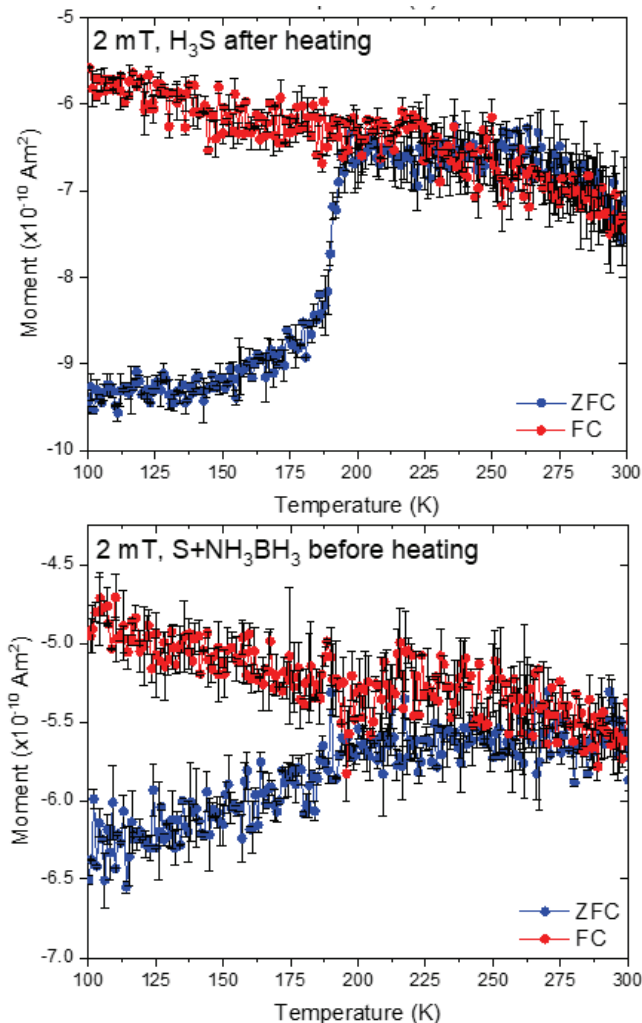


FIG. 4: Middle left (top panel here) and lower left (bottom panel here) of Fig. S1 of ref. [1]. The bottom panel corresponds to the precursor sample, and the top panel to the assumed superconducting sample. See text for discussion. Reproduced under a CC BY 4.0 License from ref. [1]

VI. A SMOKING GUN?

Adding to the arguments presented in the previous sections, we argue that Fig. S1 of the paper [1] is a smoking gun that provides clear evidence for the faulty analysis and conclusions of ref. [1].

In Fig. 4, the bottom panel shows the measured magnetic moment versus temperature under an applied magnetic field of 2 mT for the sample precursors, namely $S+NH_3BH_3$ before undergoing the laser heating process that generates the supposedly superconducting sample. The zero field cooling and field cooling curves approximately coincide for temperatures above 200K and diverge below 200K, with the ZFC magnetic moment decreasing and the FC moment increasing as the temperature is further lowered. Precisely the same behavior, attributed to

superconductivity, is observed in the sample after heating, shown in the top panel of Fig. 4 (and in the left panel of Fig. 1, red and green curves, after subtraction of the background signal from the diamond anvil cell).

How does the precursor sample know that the critical temperature of the superconducting sample will be close to 200K? Why does an applied magnetic field give rise to a different magnetization for the non-superconducting sample under field cooling and zero field cooling, also seen in the lower middle and right panels of Fig. S1 for other values of the applied magnetic field?

The authors attribute the difference in the FC and ZFC curves shown in fig. S1 to “contamination by magnetic pieces” (ref. [1] and V. Minkov, private communication). Clearly such effects, which will not necessarily have the same temperature dependence before and after heating, and hence cannot be simply subtracted out, could also be responsible for the signals interpreted as superconductivity.

We argue that the observed behavior in the lower panels of Fig. S1 of ref. [1], which obviously is not indicative of superconductivity, but clearly is due to experimental artifacts or properties of the background, strongly suggests that the similar divergence of FC and ZFC curves seen for the samples after heating, interpreted as due to superconductivity, could be also caused by the same experimental artifacts or properties of the background.

VII. EREMETS ET AL. 2022: ‘EXPERIMENTAL EVIDENCE AND DETAILS’

In reference [3], Erements and coworkers describe in greater detail the experiments that in their view reveal high temperature superconductivity in hydrides under high pressure. Here we address several of the points made in that paper posted in January 2022, more than 7 years after the announced discovery of high temperature superconductivity in sulfur hydride [4, 5].

In the introduction of [3], the authors argue that nuclear resonant scattering experiments [40], infrared spectroscopy [43] and ac susceptibility measurements [44] have supported superconductivity. We have provided elsewhere detailed arguments for why those experiments were flawed [15, 17, 19, 21]. The authors of [3] ignore the issues that we raised in those references. In particular, they state in connection with ref. [40] that “it appears that the nuclear resonance scattering is a new, non-trivial, and sophisticated technique to detect superconductivity. Hopefully it will find further use to study novel near room-temperature superconductors in difficult conditions, such as ultra-high pressure, and, perhaps in compounds exhibiting superconductivity even above room temperature.” We point out that it is peculiar that in the ensuing 6 years since ref. [40] was published not a single experiment using this technique was reported, neither for a hydride nor for any other suspected or confirmed superconductor. Nor was that technique used to detect the

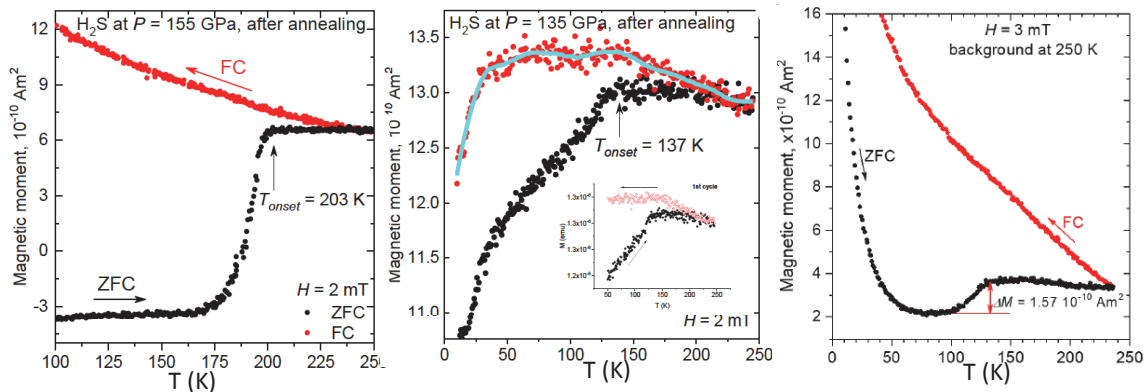


FIG. 5: Magnetic moment versus temperature for sulfur hydride under field cooled (red points) and zero field cooled (black points) conditions for three different runs performed in 2015, reported in ref. [4] in 2015 and in ref. [3], fig. 5 (a) (left panel), fig. 5 (b) (center panel) and fig. 6 (a) (right panel), reproduced under the Creative Commons CC BY license from ref. [3].

Meissner effect of any superconductor ever before the experiment reported in ref. [40].

Fig. 5 shows measurements of the magnetic moment of sulfur hydride versus temperature by the Erements group around the year 2015. The left panel was published in the 2015 paper [4], the center and right panel were unpublished until 2022 [3]. The left panel suggests a transition to superconductivity, and the magnetic moment changes from positive to negative as expected for a superconducting transition. Instead, in the center and right panels the magnetic moment does not change sign. Additionally, the magnitude of the drop in magnetic moment is a factor of 10 smaller on the right panel compared to the left panel. For the center panel, the drop in magnetic moment occurs over a temperature interval of about 100 K, versus a temperature interval of about 20-30 K for the left and right panels. Over that interval, the drop in magnetic moment in the center panel is a factor of 5 smaller than in the left panel.

Why are these three panels so different from each other? The magnitude of the magnetic moment drop should only depend on sample dimensions, not temperature or pressure, and the sample dimensions for the three cases were presumably similar. The width of the transition should be similar in different experiments but it is not.

The fact that there are all these differences between the three panels suggests that the behavior observed is not due to superconductivity. Amongst the three, the left panel, published in 2015, is the one that shows something closer to what is expected for a superconducting transition.

The strongest evidence for magnetic field *expulsion* under field cooling, i.e. Meissner effect proper, is provided by the authors of [3] in their Fig. 5h. In Fig. 6 we reproduce their Fig. 5h in the upper panel, and in the lower panel we show the same figure with the blue line drawn by hand removed. We argue that “The subtle step(s) ob-

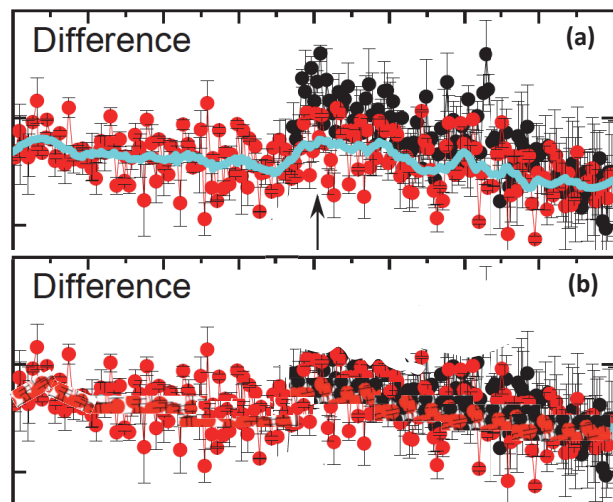


FIG. 6: Upper panel: alleged signature of the Meissner effect upon field cooling indicated by the blue line, from ref. [3] Fig. 5h, reproduced under the Creative Commons CC BY license from ref. [3]. Lower panel: same picture with the blue line removed, i.e. we simply replaced the blue line by less distracting red points and white background that now hide the blue line. We also removed some distracting black points. All remaining black points should be ignored — they correspond to zero field cooled measurements. There is no apparent transition as a function of temperature indicated by the red points in the lower panel.

served on FC curves” that according to the authors of [3] is indicated by the blue line in the upper panel is no longer apparent in the lower panel when the blue line and the arrow are removed.

Regarding sample dimensions, Erements et al. in 2022 [3] start in the introduction by informing readers that “the typical size of samples residing in a diamond anvil cell (DAC) is necessarily small - of the order of $\sim 50\mu\text{m}$

in lateral dimensions”. The word “necessarily” in this context is misleading.

The maximum pressure that can be achieved in a diamond anvil cell is a function of the culet dimensions [45]. This is discussed for example in ref. [46] and references therein. In their 2015 paper [4], Eremets et al. reportedly used “a culet of 40 – 80 μm ” and reported measurements in the range 100 - 200 GPa. In their 2021 paper [1], Eremets et al. reported using culet sizes of ~ 75 and $\sim 90 \mu\text{m}$ and pressures up to 167 GPa were applied.

While for the higher pressures the smaller size culet may be necessary, superconductivity was reportedly detected in ref. [4] at around 120 GPa. Such a pressure can be easily achieved with a 200 μm culet and possibly even larger [46]. Such culets should allow for sample diameters much larger than the $\sim 50 \mu\text{m}$ that Eremets et al. tells us in 2022 are the sizes of the “tiny samples” that necessarily have to be used. If the samples were not so “tiny” but instead closer to 200 μm in diameter or even larger and correspondingly thicker, it should be much easier to unambiguously demonstrate a magnetic signature of superconductivity if it existed.

Regarding other measurements, particularly resistance, the 2022 paper by Eremets et al. [3] states: “ H_3S was independently synthesized and superconductivity was fully confirmed [12-16]”. We remark that:

(i) Ref. [12] [47] (2018) is coauthored by Eremets, so it hardly qualifies as ‘independent’. The single resistance curve shown there showing a drop starting at temperature above 150 K has a width of more than 70 K, significantly larger than the resistive transitions shown in ref. [4] of width 10 K or less.

(ii) Ref. [13] [48] (2020) is not coauthored by Eremets but the single experimental graph indicating superconductivity is the same resistance measurement reported in ref. [12] [47].

(iii) Ref. [15] [50] (2019) is not coauthored by Eremets, it reports a single experimental curve of resistance versus temperature showing a 15% drop in resistance at 200 K, and the same curve with “subtraction of residual resistance”, i.e. subtracting 85% of the resistance, showing that it now drops (not surprisingly) to zero.

(iv) Ref. [14] [49] (2019) shows the same experimental curve (with residual resistance subtracted) as ref. [15] [50].

(v) Ref. [16] [44] are the ac susceptibility measurements that ref. [21] showed to be flawed.

We argue that the above calls the statement of “fully confirmed” made in ref. [3] based on its references [12-16] into question.

Finally, we would like to comment on the implication of the following paragraph of Eremets et al. 2022 paper [3] reproduced below in full:

“For a long time we did not clearly appreciate the role played (by) the quality and integrity of the samples. Even when the sample has a large enough size and clearly shows superconductivity in electrical transport measurements, the magnetic susceptibility signal can turn

out to be elusive or below the sensitivity of the SQUID magnetometer. The reason for that can be the granular or non-uniform distribution of the superconducting phase in samples. The electrical current finds a continuous path through superconducting grains and metallic grain boundaries in the transport measurements whereas much smaller thin superconducting grains have a relatively small superconducting volume leading to a smaller signal due to the demagnetization factor.”

The authors explicitly acknowledge that current circulating through “metallic grain boundaries” providing “a continuous path” can be interpreted as showing superconductivity in their experiments. If their superconducting grains have a “relatively small superconducting volume” compared to the total volume it implies that a significant part of the path through which the current circulates is metallic and not superconducting. If the current necessarily has to go through metallic grain boundaries, which necessarily have non-zero resistance, the material cannot sustain a persistent current and cannot possess macroscopic phase coherence. We argue that a material that cannot exhibit these defining features of superconductivity cannot be called a superconductor, irrespective of how small its resistance is or how much its resistance depends on the ionic mass.

VIII. A LITMUS TEST FOR HOT HYDRIDE SUPERCONDUCTIVITY

We have proposed in ref. [17] that detection of trapped flux would provide convincing evidence for the existence of persistent currents in these materials. It would appear that to do this test would not be more difficult than to perform the measurements reported in refs. [1] and [4].

To rationalize the complete absence of flux expulsion upon field cooling seen in the left panel of fig. 1, one could hypothesize that there is a large concentration of defects that trap the magnetic field and prevent it from being expelled, even at the large cost of condensation energy implied by the very large H_c . Let us entertain that possibility. If after the field cooling process shown on the left panel of Fig. 1, for applied magnetic field smaller than H_{c1} , the applied field is turned off, those defects should prevent the interior magnetic field from decaying and a remnant magnetization should be detectable for several hours, days or months thereafter. As shown in refs. [51, 52], the remnant magnetic moment should be given approximately by the difference in the FC and ZFC moments for the same magnetic field.

So far there have not been experimental reports that trapped flux, persisting for a long time, has been detected in hydrides. This is in contrast to what happened with the cuprates, where from the very beginning it was seen that samples that did not strongly expel magnetic fields trapped magnetic fields and this was considered independent evidence for superconductivity [53]. The current situation for hydrides is depicted in Fig. 7. Standard

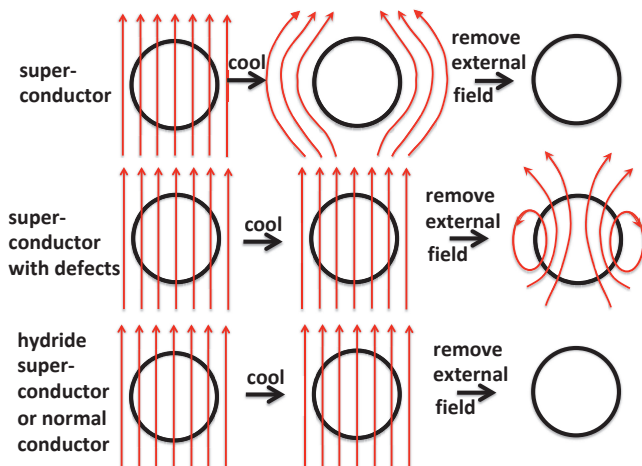


FIG. 7: First two rows: expected behavior of standard superconductors. The first row shows complete flux expulsion, as occurs in clean type I superconductors or type II superconductors with weak pinning centers. The second row shows small or zero Meissner fraction, as occurs in superconductors with many defects/strong pinning centers that trap magnetic field. When the external field is removed, the trapped field remains. Of course intermediate behavior between the first and second row is possible and in fact most common, namely some of the flux is expelled and some is trapped when the external field is removed. The third row shows the behavior of normal metals and of hydride superconductors (as far as we know to date): they neither expel magnetic field nor trap magnetic field.

superconductors, conventional and unconventional, are described by the extreme behaviors shown in the first and second row of Fig. 7, as well as behavior intermediate between them, i.e. part of the flux is expelled upon cooling and the part that is not expelled remains trapped after the external field is removed. Thus far hydride superconductors, and non-superconductors, are described by the third row: none of the flux is expelled upon field cooling, and none is trapped when the external field is removed.

If such a trapped flux is detected for a hydride sample in the future, *and* it is not detected when the same process is performed for the precursor sample before heating, it will provide convincing evidence that persistent currents flow in the material in the absence of applied magnetic field. Then the unlikely possibility that these materials are ‘nonstandard superconductors’ [14, 15] will have to be seriously considered. Conversely, if no field trapping is observed, it will provide strong confirmation of our arguments that indicate that these systems are not superconducting.

Similarly we have suggested [17] that in a nuclear resonant scattering experiment (NRS) [40] that claimed to show flux exclusion from sulfur hydride from the absence of quantum beats in the NRS spectra under an applied magnetic field, it would be straightforward to verify the presence of trapped field by showing that quantum beats

are present after field cooling and removal of the external field.

IX. SUMMARY AND CONCLUSIONS

The magnetic measurements reported in refs. [1–3] were intended to establish that hydrides under pressure are indeed high temperature superconductors. Ref. [2] claimed to present *unambiguous* (three times) and *definitive* (once) evidence for high temperature superconductivity in sulfur hydride and lanthanum hydride under pressure. Ref. [3] claims to have presented “*very solid evidence for high-temperature superconductivity in hydrogen-rich compounds under high pressures*”. In this paper we argued that instead these recent experimental papers [1–3] not only have *not* established that these hydrides are superconductors but rather they have increased the likelihood that they are not. The papers provide a snapshot of where the field is today, more than 7 years after the reported discovery of this new class of superconducting materials. Compare this snapshot with a snapshot of where the field of *any* other new class of superconducting materials that withstood the test of time was 7 years after its discovery, particularly those with higher T_c . It is precisely because only a few researchers can perform these difficult high-pressure experiments that the onus is on them to provide convincing evidence for superconductivity.

Let us summarize our conclusions.

- (1) The measurements show that if the materials are superconductors, they have critical current values that are one to three orders of magnitude larger than those of all standard superconductors.
- (2) Their lower critical field and thermodynamic critical field are between one and two orders of magnitude larger than for any standard superconductor.
- (3) Their density of states is between one and two orders of magnitude larger than what is expected for a material with such composition.
- (4) Their London penetration depth is smaller than the smallest penetration depths found for any other material including very pure elements.

Conclusions (1) to (4) are based on our assumption, consistent with the authors’ conclusions [1–3] inferred from the magnetization data, with which we agree, that the lower critical field in these materials, if they are superconductors, is of order 0.5 T or larger. If instead the critical field was one to two orders of magnitude smaller, these conclusions would be invalidated. We do not believe that this is plausible, given the magnetic evidence discussed.

- (5) These materials show absolutely no evidence for magnetic field expulsion in the presence of a magnetic field, as seen in figs. 2c and 2d and the 9 panels in fig. S1 of ref. [1], as well as figs. 5 and 6a in ref. [3]. This is completely unprecedented for weakly type II superconductors with such small values of the London penetration depth

that imply very high values for the superfluid densities.

(6) The sample preparation process indicates that the resulting samples are not single crystals and have weak links and disorder, making even more implausible the claimed large values of lower critical field and critical current, and low value of the London penetration depth.

(7) The measured magnetic moment versus temperature under zero field cooling conditions, except for very small magnetic field values, shows monotonic behavior of approximately constant slope (Fig. 3) with absolutely no signature of a superconducting transition at the expected values of the critical temperature.

(8) The measured magnetic moment interpreted as due to superconductivity is five times smaller than the magnetic moment interpreted as due to superconductivity in the 2015 paper [4] for a sample of similar size.

(9) The measured magnetic moment versus temperature in the presence of a small magnetic field for precursor nonsuperconducting samples shows similar behavior to the behavior allegedly signaling superconductivity in the alleged superconducting samples.

(10) Detection of trapped flux [17] that persists for long periods after field cooling and removal of the external field has not been reported so far. If it is found, it would show that the materials can carry persistent currents, hence it is a superconductor. This is assuming that contributions to magnetic remanence from magnetic sources can be ruled out, e.g. by comparison with the behavior of untreated samples not expected to be superconducting. If trapped flux is looked for and not found, its absence would confirm that the materials are not superconductors.

It should also be pointed out that Ref. [1] states in the caption of Fig. 2 “*Expulsion of magnetic field by the superconducting $Im - 3m - H_2S$ and $Fm - 3m - LaH_{10}$ phases ...*” when in fact the figure shows no evidence for magnetic field expulsion. Ref. [2] misleadingly claimed that “the Meissner effect” was demonstrated, even in the title. The fact is, the Meissner effect is magnetic field *expulsion*, not magnetic field *exclusion*. Magnetic field exclusion was known to researchers in 1911, magnetic field expulsion was only discovered in 1933. Refs. [1], [2] and [3] showed zero evidence for magnetic field expulsion. Similarly ref. [40] claimed to report “direct observation of the expulsion of the magnetic field” from sulfur hydride, when in fact no field cooling was even performed.

The experiments reported by Minkov et al. [1] and Eremets et al. [3] are performed under very difficult experimental conditions, at very large pressures and with very small samples, and a variety of effects unrelated to the physics of the sample but instead due to properties of the background or the experimental apparatus could come into play. Under such challenging conditions we suggest that it is very important to guard against confirmation bias, the tendency to pay undue attention to observed features that confirm prior beliefs and ignore others that don't. While we recognize that it may be very difficult to obtain clear evidence of a Meissner effect

in a very small sample, we point out that as discussed in ref. [17], a rather large remnant magnetic moment should remain trapped in the samples after field-cooling in a large magnetic field if one is to believe the nuclear resonant scattering experiment [40, 54]; no such observation has been reported so far. We don't know what could be the origin of the features found in the experiments that are attributed to be superconductivity by Eremets et al., but have argued in this paper that in our opinion they are inconsistent with superconductivity.

In other recent papers we have analyzed various other reported evidence for superconductivity in pressurized hydrides and concluded that every experiment was flawed, namely:

(1) ac magnetic susceptibility reported to show a superconducting transition in sulfur hydride [44] was shown to be due to an experimental artifact [21].

(2) Optical reflectance measurements that reportedly showed that sulfur hydride is a superconductor [43] were shown to be flawed [19].

(3) The reported observation of a Meissner effect in sulfur hydride using nuclear resonant scattering [40] was shown to be flawed [15].

(4) Magnetic susceptibility measurements for a room temperature superconducting hydride [55] were shown to be flawed [22–25].

(5) Magnetic susceptibility measurements reported for lanthanum hydride showed weak and very broad peaks [56], inconsistent with the width of the presumed transition shown in resistivity measurements of that material [16, 57, 58].

(6) Resistance measurements for a room temperature superconducting hydride [55] and several other hydrides [4, 58–60] were shown to be anomalously sharp, and/or with an unchanging width in the presence of an applied magnetic field, indicating that the drops in resistance were not due to superconductivity [13, 14, 18].

To extract H_{c1} from magnetization data is a notoriously difficult task [38, 61, 62], and as discussed at the end of Sect. III, other effects not considered in refs. [1, 3] could play a role to reduce the value of H_{c1} somewhat. However, we believe it is extremely unlikely that such a reduction would be of the magnitude necessary to invalidate our conclusions in this paper, namely one to two orders of magnitude.

The field of high temperature superconductivity in hydrides was launched in 2015 by the publication of ref. [4] by Eremets and coworkers. Now, the same author and coworkers present evidence [1–3] that (a) invalidates the evidence for superconductivity presented in the 2015 paper and (b) is in itself flawed, as discussed in this paper. From this, together with our analysis of the totality of magnetic evidence and other experimental evidence for superconductivity in hydrides discussed in our earlier papers, we argue that the most likely conclusion is that hydrides under pressure are not high temperature superconductors. Whatever the origin of their anomalous behavior is, whether intrinsic or due to experimental

artifacts or both, in our opinion it is not due to superconductivity.

Acknowledgments

We are grateful to D. Semenov for calling ref. [2] to our attention, to V. S. Minkov, S. L. Bud'ko and M. I.

Eremets for clarifying correspondence on their papers, and to V. Struzhkin and R. Prozorov for discussions. JEH would like to thank S. Shylin for extensive discussions and sharing of information on refs. [4] and [3]. FM was supported in part by the Natural Sciences and Engineering Research Council of Canada (NSERC), and by an MIF from the Province of Alberta.

-
- [1] V. S. Minkov et al, "Magnetic field screening in hydrogen-rich high-temperature superconductors", *Nat Commun* **13**, 3194 (2022).
- [2] V. S. Minkov et al, "The Meissner effect in high-temperature hydrogen-rich superconductors under high pressure", *Res. Sq.* DOI:10.21203/rs.3.rs-936317/v1, October 4, 2021.
- [3] M. I. Eremets et al, "High-temperature superconductivity in hydrides: experimental evidence and details", *J Supercond Nov Magn* **35**, 965 (2022).
- [4] A.P. Drozdov, M.I. Eremets, I. A. Troyan, V. Ksenofontov and S. I. Shylin, 'Conventional superconductivity at 203 kelvin at high pressures in the sulfur hydride system', *Nature* **525**, 73-76 (2015).
- [5] A.P. Drozdov, M.I. Eremets and I. A. Troyan, "Conventional superconductivity at 190 K at high pressures", *arXiv:1412.0460* (2014).
- [6] D. V. Semenov et al, "On Distribution of Superconductivity in Metal Hydrides", *Current Opinion in Solid State and Materials Science* **24**, 100808 (2020) and references therein.
- [7] G. Gao et al, "Superconducting Binary Hydrides: Theoretical Predictions and Experimental Progresses", *Materials Today Physics* **100546** (2021).
- [8] X. Zhang et al, "Pressure-induced hydride superconductors above 200 K", *Matter and Radiation at Extremes* **6**, 068201 (2021).
- [9] F. Marsiglio and J. Carbotte, in "Superconductivity", edited by K. Bennemann and J. Ketterson, Vol. 1, p. 73 (Springer, Berlin, 2008).
- [10] C. J. Pickard, I. Errea and M. I. Eremets, "Superconducting Hydrides Under Pressure", *Ann. Rev. Cond. Matt. Phys.* **11**, 57 (2020) and references therein.
- [11] J. A. Flores-Livas et al., "A perspective on conventional high-temperature superconductors at high pressure: Methods and materials", *Physics Reports* **856**, 1 (2020).
- [12] L. Boeri et al, "The 2021 Room-Temperature Superconductivity Roadmap", *J. Phys. Cond. Matt.*, to be published.
- [13] J. E. Hirsch and F. Marsiglio, "Absence of high temperature superconductivity in hydrides under pressure", *arXiv:2010.10307* (2020).
- [14] J. E. Hirsch and F. Marsiglio, "Nonstandard superconductivity or no superconductivity in hydrides under high pressure", *Phys. Rev. B* **103**, 134505 (2021).
- [15] J. E. Hirsch and F. Marsiglio, "Meissner effect in nonstandard superconductors", *Physica C* **587**, 1353896 (2021).
- [16] J. E. Hirsch and F. Marsiglio, "Absence of magnetic evidence for superconductivity in hydrides under high pressure", *Physica C* **584**, 1353866 (2021).
- [17] J. E. Hirsch and F. Marsiglio, "Flux trapping in superconducting hydrides under high pressure", *Physica C* **589**, 1353916 (2021).
- [18] J. E. Hirsch and F. Marsiglio, "Unusual width of the superconducting transition in a hydride", *Nature* **596**, E9 (2021).
- [19] J. E. Hirsch and F. Marsiglio, "Absence of evidence of superconductivity in sulfur hydride in optical reflectance experiments", *arXiv:2109.10878* (2021).
- [20] J. E. Hirsch, "About the Pressure-Induced Superconducting State of Europium Metal at Low Temperatures", *Physica C* **583**, 1353805 (2021).
- [21] J. E. Hirsch, "Faulty evidence for superconductivity in ac magnetic susceptibility of sulfur hydride under pressure", *National Science Review*, **9**, nwac086 (2022).
- [22] J. E. Hirsch, "On the ac magnetic susceptibility of a room temperature superconductor: anatomy of a probable scientific fraud", *Physica C doi.org/10.1016/j.physc.2021.1353964* (2021), *arXiv:2110.12854v1* (2021).
- [23] J. E. Hirsch, "Disconnect between Published AC Magnetic Susceptibility of a Room Temperature Superconductor and Measured Raw Data", *Preprints 2021*, 2021120115.
- [24] J. E. Hirsch, "Comment on "Room-temperature superconductivity in a carbonaceous sulfur hydride" by Elliot Snider et al.", *Europhys. Lett.* **137**, 36001 (2022).
- [25] D. van der Marel and J. E. Hirsch, "Extended Comment on Nature 586, 373 (2020) by E. Snider et al", *arXiv:2201.07686* (2022).
- [26] M. Dogan and M. L. Cohen, "Anomalous behavior in high-pressure carbonaceous sulfur hydride", *Physica C* **583**, 1353851 (2021).
- [27] E. F. Talantsev, "The electron-phonon coupling constant, Fermi temperature and unconventional superconductivity in the carbonaceous sulfur hydride 190 K superconductor", *Supercond. Sci. Technol.* **34**, 034001 (2021).
- [28] L. Mazov, "Comment on "Conventional superconductivity at 203 kelvin at high pressures in the sulfur hydride system", *arXiv:1510.00123* (2015); "Interplay between magnetism and superconductivity in metallic hydrogen and hydrides at high pressure", *EPJ Web of Conferences* **185**, 08003 (2018).
- [29] T. Wang et al, "Absence of conventional room-temperature superconductivity at high pressure in carbon-doped H_3S ", *Phys. Rev. B* **104**, 064510 (2021).
- [30] M. Gubler et al, "Missing theoretical evidence for conventional room temperature superconductivity in low

- enthalpy structures of carbonaceous sulfur hydrides”, [arXiv:2109.10019 \(2021\)](#).
- [31] D. Wang, Y. Ding and H. K. Mao, “Future Study of Dense Superconducting Hydrides at High Pressure”, [Materials 14, 7563 \(2021\)](#).
- [32] N.M. Nusran et al, “Spatially-resolved study of the Meissner effect in superconductors using NV-centers-in-diamond optical magnetometry”, [New J. Phys. 20, 043010 \(2018\)](#).
- [33] A. S. Sefat et al, “Superconductivity at 22 K in Co-Doped $BaFe_2As_2$ Crystals”, [Phys. Rev. Lett. 101, 117004 \(2008\)](#).
- [34] C. P. Bean, “Magnetization of Hard Superconductors”, [Phys. Rev. Lett. 8, 250 \(1962\)](#).
- [35] C. P. Bean and J. D. Livingston, “Surface Barrier in Type-II Superconductors”, [Phys. Rev. Lett. 12, 14 \(1964\)](#).
- [36] A. S. Joseph and W. J. Tomasch, “Experimental Evidence for Delayed Entry of Flux Into a Type-II Superconductor”, [Phys. Rev. Lett. 12, 219 \(1964\)](#).
- [37] M. Abdel-Hafez et al, “Determination of the lower critical field $H_{c1}(T)$ in FeSe single crystals by magnetization measurements”, [Physica C 503, 143 \(2014\)](#).
- [38] M. Naito et al, “Temperature dependence of anisotropic lower critical fields in $(La_{1-x}Sr_x)_2CuO_4$ ”, [Phys. Rev. B 41, 4823\(R\) \(1990\)](#).
- [39] M. Reedyk et al, “Temperature dependence of the anisotropic magnetic penetration depth and lower critical field of single-crystal $Pb_2Sr_2(Y, CA)Cu_3O_{8+\delta}$ ”, [Phys. Rev. B 44, 4539 \(1991\)](#).
- [40] I. Troyan et al, “Observation of superconductivity in hydrogen sulfide from nuclear resonant scattering”, [Science 351, 1303 \(2016\)](#).
- [41] E. Talantsev, W. P. Crump and J. L. Tallon, “Thermodynamic Parameters of Single- or Multi-Band Superconductors Derived from Self-Field Critical Currents”, [Ann. der Physik 529, 1700197 \(2017\)](#).
- [42] P. Thibault et al, “High-Resolution Scanning X-ray Diffraction Microscopy”, [Science 321, 379 \(2008\)](#).
- [43] F. Capitani et al, “Spectroscopic evidence of a new energy scale for superconductivity in H_3S ”, [Nat. Phys. 13, 859 \(2017\)](#).
- [44] X. Huang et al, “High-temperature superconductivity in sulfur hydride evidenced by alternating-current magnetic susceptibility”, [Nat. Sci. Rev. 6, 713 \(2019\)](#).
- [45] Ho-Kwang Mao, Xiao-Jia Chen, Yang Ding, Bing Li, and Lin Wang, “Solids, liquids, and gases under high pressure”, [Rev. Mod. Phys. 90, 015007 \(2018\)](#).
- [46] E.F. O’Bannon III et al, “Contributed Review: Culet diameter and the achievable pressure of a diamond anvil cell: Implications for the upper pressure limit of a diamond anvil cell”, [Review of Scientific Instruments 89, 111501 \(2018\)](#).
- [47] K. Shimizu et al, “Superconductivity and structural studies of highly compressed hydrogen sulfide”, [Physica C 552, 27 \(2018\)](#).
- [48] K. Shimizu, “Investigation of Superconductivity in Hydrogen-rich Systems”, [Journal of the Physical Society of Japan 89, 051005 \(2020\)](#).
- [49] R. Akashi, “Evidence of Ideal Superconducting Sulfur Superhydride in a Pressure Cell”, [JPSJ News Comments 16, 18 \(2019\)](#).
- [50] H. Nakao et al, “Superconductivity of Pure H_3S Synthesized from Elemental Sulfur and Hydrogen”, [J. Phys. Soc. Jpn. 88, 123701 \(2019\)](#).
- [51] A. P. Malozemoff et al, “Remanent moment of high-temperature superconductors: Implications for flux-pinning and glassy models”, [Phys. Rev. B 38, 6490 \(1988\)](#).
- [52] A. K. Grover et al, “Thermomagnetic history effects in niobium and its implication for H_{c1} in high T_c superconductors”, [Pramana 33, 297 \(1989\)](#).
- [53] K. A. Müller, M. Takashige and J. G. Bednorz, “Flux Trapping and Superconductive Glass State in $La_2CuO_{4-y} : Ba$ ”, [Phys. Rev. Lett. 58, 1143 \(1987\)](#).
- [54] R. Prozorov and S. L. Bud’ko, “On the analysis of the tin-inside- H_3S Mössbauer experiment”, [arXiv:2204.07847 \(2022\)](#).
- [55] E. Snider et al, “Room-temperature superconductivity in a carbonaceous sulfur hydride”, [Nature 586, 373 \(2020\)](#).
- [56] V. Struzhkin et al, “Superconductivity in La and Y hydrides: Remaining questions to experiment and theory”, [Matter and Radiation at Extremes 5, 028201 \(2020\)](#).
- [57] M. Somayazulu et al, “Evidence for superconductivity above 260 K in lanthanum superhydride at megabar pressures”, [Phys. Rev. Lett. 122, 027001 \(2019\)](#).
- [58] A. P. Drozdov et al, “Superconductivity at 250 K in lanthanum hydride under high pressures”, [Nature 569, 528 \(2019\)](#).
- [59] D. V. Semenov et al, “Superconductivity at 253 K in lanthanum-yttrium ternary hydrides”, [Materials Today 48, 18 \(2021\)](#).
- [60] P. Kong et al, “Superconductivity up to 243 K in the yttrium-hydrogen system under high pressure”, [Nature Comm. 12, 5075 \(2021\)](#).
- [61] J. Gutierrez et al, “First vortex entry into a perpendicularly magnetized superconducting thin film”, [Phys. Rev. B 88, 184504 \(2013\)](#).
- [62] V.V. Moshchalkov et al, “Anisotropy of the first critical field and critical current in $YBa_2Cu_3O_{6.9}$ single crystals”, [Physica C 175, 407 \(1991\)](#).