

# Ferroelectric control of spin-polarized two-dimensional electron gas

Yakui Weng,<sup>1,\*</sup> Wei Niu,<sup>1,2</sup> Xin Huang,<sup>1</sup> Ming An,<sup>3</sup> and Shuai Dong<sup>3</sup>

<sup>1</sup>*School of Science, Nanjing University of Posts and Telecommunications, Nanjing 210023, China*

<sup>2</sup>*Laboratory of Solid State Microstructures Nanjing University, Nanjing 210093, China*

<sup>3</sup>*School of Physics, Southeast University, Nanjing 211189, China*

(Dated: October 28, 2021)

Spin-polarized two-dimensional electron gas (2DEG) at oxide interfaces is an emerging physical phenomenon, which is technologically important for potential device applications. However, most previous relevant studies only focused on the creation and characterization of the spin-polarized 2DEG. To push forward the device applications, the control of spin-polarized 2DEG by electric field is an important step. Here, a model system based on antiferromagnetic and ferroelectric perovskites, i.e.,  $\text{YTiO}_3/\text{PbTiO}_3$  superlattice, is designed to manipulate the spin-polarized 2DEG. By switching the direction of polarization, the spin-polarized 2DEG can be effectively tuned for both symmetric interfaces and asymmetric polar interfaces.

## I. INTRODUCTION

As one of the most intriguing physical phenomena of electronic reconstruction, the metallic interface with high carrier mobility between two insulating oxides, i.e., two-dimensional electron gas (2DEG), provides a unique platform for exploring fundamental physics and electronic devices [1–5]. Comparing with conventional 2DEG in semiconductor quantum wells which are formed by the  $s$  or  $p$  orbital electrons, the 2DEG at complex oxide interface originated from the  $d$  orbitals electrons own more degrees of freedoms [6, 7], especially the spin, which leads to the magnetism.

However, most previous works of 2DEG at oxide interfaces were based on  $\text{SrTiO}_3$ , such as  $\text{LaAlO}_3/\text{SrTiO}_3$  (LAO/STO) [8–12] and  $\gamma\text{-Al}_2\text{O}_3/\text{STO}$  [13–16], in which the interfacial magnetism is very weak since their parent materials are nonmagnetic. To enhance the interfacial magnetism, systems with magnetic insulators were studied to support spin-polarized 2DEGs [17–22]. For example, high mobility spin-polarized 2DEGs have been obtained by growing ferromagnetic (FM)  $\text{EuO}$  on  $\text{KTaO}_3$  [21], while the calculated magnetic moments of interfacial Ta atom ( $\sim 0.18 \mu_B/\text{Ta}$ ) still need to be improved.

A more important issue for spin-polarized 2DEG is how to manipulate it using electric field, i.e., a converse magnetoelectric (ME) effect. However, reports on this issue are scarce. Although a switchable 2DEG at ferroelectric (FE) interfaces has been predicted in a few systems, such as  $\text{PbTiO}_3/\text{STO}$  or symmetric  $\text{KNbO}_3/\text{ATiO}_3$  ( $A=\text{Sr}, \text{Ba}, \text{Pb}$ ) [23, 24], the spin polarization has not been mentioned or emphasized due to the nonmagnetic nature of their parent materials. Even in previous studies of spin-polarized 2DEG containing FM material, it is not easy to obtain spin-dependent switching function. Since in the presence of robust FM order, the direction of induced spin polarization at the interface is correspondingly stable and thus difficult to manipulate.

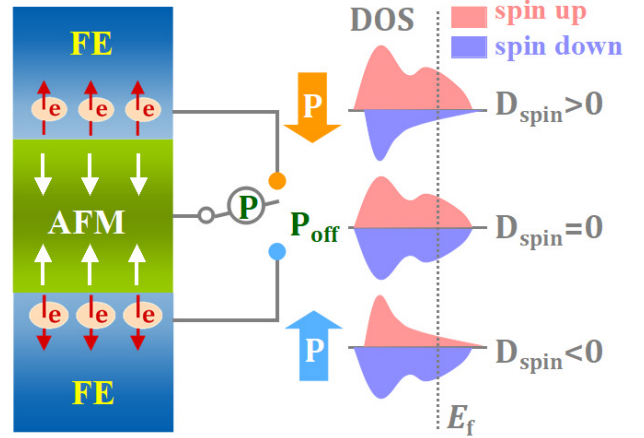


FIG. 1. Schematic function of spin-dependent switching effect. Narrow arrows (red and white) and wide arrows (orange and blue) denote the spin and polarization directions, respectively. Electrons are attracted to the interfaces under ferroelectric field effect. Considering the interfacial AFM coupling, the sign of interfacial spin density (i.e. spin-polarized 2DEG) is turned accompanying the switch of polarization ( $\mathbf{P}$ ). Even without an applied electric field, 2DEGs still exists.

To realize this spin-dependent switching effect [shown in Fig. 1], a model system based on antiferromagnetic and ferroelectric perovskites is proposed here to manipulate the spin-polarized 2DEG. The key suggestion is to replace FM material by A-type antiferromagnetic (AFM) material. Because both the FE field effect ( $\nabla \cdot \mathbf{P}$ ) and A-type AFM order are layer dependent [25, 26], A-type AFM order will be better coupled with the field effect. In this case, the above mentioned switching function can be achieved by adjusting the interfacial spin density. The scheme of this design is shown in Fig. 1. Within the interfacial AFM coupling, the spin-polarized 2DEG can be naturally tuned by electric field. Even without electric field, 2DEG still exists.

For a proof of the concept,  $\text{YTiO}_3/\text{PbTiO}_3$  (YTO/PTO) interface along the [001] direction will be studied as a model system. PTO is one of the

\* Corresponding author: wyk@njupt.edu.cn

most studied ferroelectric oxides with large polarization  $\sim 75 - 80 \mu\text{C}/\text{cm}^2$  [27–33]. Although bulk YTO is FM, the YTO film grown on LAO substrate can easily become A-type AFM order [34]. Based on density functional calculations, we find that the spin-polarized 2DEGs can be formed between AFM insulator and ferroelectric oxide. Upon the FE switching, the corresponding spin-polarization shows significant modulations, a desired function of spintronics.

## II. MODEL & METHOD

PTO is a  $d^0$  band insulator with large band gap of  $\sim 3.4$  eV. At room temperature, it has a tetragonal structure (space group  $P4mm$ ) with lattice constants of  $a=b=3.905$  Å and  $c=4.156$  Å, giving a moderate tetragonality ( $c/a=1.064$ ) [35]. The ground state of YTO bulk is a FM Mott insulator with GdFeO<sub>3</sub>-type distortion [36]. The space group is  $Pbnm$  and the lattice constants are  $a=5.338$  Å,  $b=5.690$  Å, and  $c=7.613$  Å [37], as sketched in Fig. 2(a). In the following, the YTO/PTO superlattices are assumed to be grown on the widely used LAO (001) substrate. To match the substrate, the in-plane lattice constants of YTO and PTO are fixed as  $3.794 \times \sqrt{2}=5.366$  Å.

DFT calculations were performed based on the generalized gradient approximation (GGA) with Perdew-Burke-Ernzerhof (PBE) potentials, as implemented in the Vienna *ab initio* simulation package (VASP) code [38, 39]. The cutoff energy of plane-wave is 520 eV. The Hubbard repulsion  $U_{\text{eff}}=U-J$  is imposed on Ti's  $3d$  orbitals using the Dudarev implementation [40]. According to previous literature [41],  $U_{\text{eff}}(\text{Ti})=3.2$  eV is proper to reproduce the experimental properties and thus is adopted as default parameters in the following calculations. Monkhorst-Pack  $k$ -point meshes of  $9 \times 9 \times 1$  centered at  $\Gamma$  point adopted for YTO/PTO superlattices stacking along the [001] direction. Both the out-of-plane lattice constants and atomic positions are fully relaxed until the Hellman-Feynman forces are converged to less than  $0.01$  eV/Å.

## III. RESULTS & DISCUSSION

First, the parent materials have been checked. Starting from the experimental structure, the lattice constants and atomic positions are fully relaxed. To obtain the magnetic ground state of YTO, the total energies of A-type, C-type, and G-type AFM and FM states are calculated. Our calculation confirms that the FM order has the lowest energy. The calculated band gap and local magnetic moment are 1.6 eV and  $0.89\mu_{\text{B}}$ /per Ti, respectively, slightly larger than experimental values (1.2 eV and  $0.84\mu_{\text{B}}$ /per Ti) [42, 43]. For PTO, the calculated polarization is  $86.6 \mu\text{C}/\text{cm}^2$ , which is close to the experimental value and previous theoretical value [27, 31]. All

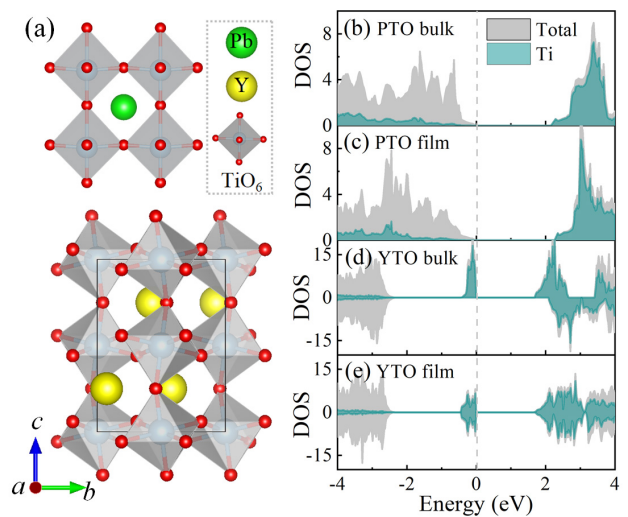


FIG. 2. (a) Schematic crystal structures of PTO and YTO. (b)-(e) Projected density of states (PDOS) for bulks and films: (b) PTO bulk, (c) PTO film, (d) YTO bulk, (e) YTO film. The Fermi level for each case is set as zero and marked by (gray) broken line.

these results guarantee the reliability of following calculations on superlattices.

Then the strain effects from LAO substrate have been studied. The total density of states (DOS) and atomic projected density of states (PDOS) of bulks and films are displayed in Fig. 2(b)-(e). Upon the compressive strain, PTO film remains insulating as in the unstrained conditions, as shown in Fig. 2(b) and (c). Similarly, the insulating behavior and the band gap of YTO are also not significantly affected by this strain [Fig. 2(d) and (e)]. However, due to the lattice distortions, YTO film undergoes a phase transition from the FM state to A-type AFM state, further confirmed by the PDOS, in agreement with previous study [34].

For YTO/PTO superlattices, the magnetic and electronic structures of both symmetric and asymmetric interfaces are studied, as shown in Fig. 3(a) and Fig. 4(a). To keep the PTO bulk polarization in positive or negative direction, PTO layers are fixed, while the lattice length along the  $c$  axis and the atomic positions of YTO are relaxed. In addition, the calculations with optimized interfacial three layers of PTO (namely,  $\text{TiO}_2/\text{PbO}/\text{TiO}_2$ ) are also tested for comparison, as shown in SM [44], which do not alter the physical conclusion.

### A. (YTO)<sub>2.5</sub>/(PTO)<sub>5.5</sub> superlattice

(YTO)<sub>2.5</sub>/(PTO)<sub>5.5</sub> superlattice stacked along the [001] axis with symmetric interfaces is studied first, as shown in Fig. 3(a). Here three layers of (YO)<sup>+1</sup> with  $\text{TiO}_2$ -YO- $\text{TiO}_2$  interfaces (i.e. the double  $n$ -type interfaces) are adopted. In this scenario, one more electron

TABLE I. Local magnetic moments for the case of symmetric and asymmetric interfaces.  $m_1$ ,  $m_2$ ,  $m_3$  and  $m_4$  are the local magnetic moments for the 1st, 2nd, 3rd and 4th  $\text{TiO}_2$  layers, respectively, integrated within the Wigner-Seitz spheres. All moments are in units of  $\mu_B$ .

Superlattice	FE	$m_1$	$m_2$	$m_3$	$m_4$
$(\text{YTO})_{2.5}/(\text{PTO})_{5.5}$	$\mathbf{P}_{\text{up}}$	0	-0.895	0.892	-0.639
	$\mathbf{P}_{\text{off}}$	0.424	-0.889	0.889	-0.424
	$\mathbf{P}_{\text{down}}$	0.643	-0.892	0.895	0
$(\text{YTO})_2/(\text{PTO})_6$	$\mathbf{P}_{\text{up}}$	0	-0.407	0.879	-0.524
	$\mathbf{P}_{\text{off}}$	0	-0.812	0.855	0
	$\mathbf{P}_{\text{down}}$	0	-0.878	0.862	0

is introduced into the system due to the uncompensated ionic charge on the additional  $(\text{YO})^{+1}$  layer. As the first step, the magnetic ground state is checked. With the optimized  $c$ -axis lattice constant, the A-type AFM state has a lower energy than FM one, similar to the YTO film, as expected.

In this superlattice with Y trilayer, the  $\text{TiO}_2$  layers at the interfaces and inside YTO are labeled as (1, 4) and (2, 3), respectively, as shown in Fig. 3(a). Under the FE field effect, excess electrons are attracted to the interfaces. Then, by virtue of the restriction of layered AFM coupling between Ti layers, the local magnetic moments of the interfacial Ti ions show significant modulations accompanying the switch of  $\mathbf{P}$ .

As shown in Fig. 3(b) and Table I, without the FE  $\mathbf{P}$  (i.e.  $\mathbf{P}_{\text{off}}$ ), extra electrons are equally distributed between 1st and 4th Ti layers due to the symmetric interfaces, which gives rise to a  $0 \mu_B$  net moment. When the FE  $\mathbf{P}$  is parallel to the  $c$  axis (i.e.  $\mathbf{P}_{\text{up}}$ ), extra electrons are collected on the 4th Ti layer, and the spin direction is opposite to the 3rd Ti layer due to AFM coupling. The calculated local magnetic moment of interfacial Ti is  $\sim -0.64 \mu_B/\text{Ti}$ , leading to a net magnetization  $\mathbf{M} \sim -1.4 \mu_B$  (two Ti ions per layer), larger than the  $\text{EuO}/\text{KTaO}_3$  one ( $\sim 0.18 \mu_B/\text{Ta}$ ). Similarly, when the FE  $\mathbf{P}$  is antiparallel to the  $c$  axis (i.e.  $\mathbf{P}_{\text{down}}$ ), electrons are collected on the 1st Ti layer, giving a net magnetization  $\mathbf{M} \sim +1.4 \mu_B$ . Therefore, the sign of  $\mathbf{M}$  is switchable upon electric switching.

By studying the DOS in Fig. 3(c), we found that the system presents metallic behavior in all cases. Considering the insulating YTO and PTO with relatively large band gaps, the metal state (conduction charge) is believed to originate from the interfacial charge reconstruction. In addition, the states at the Fermi level are mainly contributed by the interfacial Ti layers of PTO, implying the interfacial 2DEG. Therefore, the coexistence of magnetism 2DEG, i.e., spin-polarized 2DEG, is presented. Furthermore, this spin-polarized 2DEG can be switched accompanying the flipping of  $\mathbf{P}$ , a desired spin-dependent switching function.

In fact, for such magnetoelectric system with polariza-

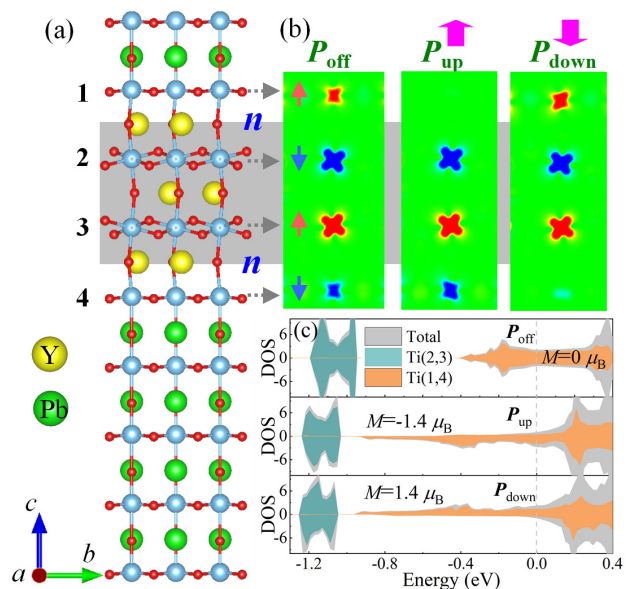


FIG. 3. (a) Crystalline structure of  $(\text{YTO})_{2.5}/(\text{PTO})_{5.5}$  superlattice (80 atoms) grown along the  $[001]$  direction. The lattice structure is periodic without vacuum layer. 1, 2, 3 and 4 stand for the  $\text{TiO}_2$  layers at the interface. The  $n$ -type interfaces are indicated. (b) Spatial distribution of the spin density for the cases (left)  $\mathbf{P}_{\text{off}}$  (without ferroelectric polarization), (middle)  $\mathbf{P}_{\text{up}}$  and (right)  $\mathbf{P}_{\text{down}}$ . The spins are distinguished by colors. (c) The corresponding DOS and PDOS. The Fermi level for each case is set as zero and marked by (gray) broken line. The total magnetization  $\mathbf{M}$  are indicated.

tion and antiferromagnetism, the field-effect ME coupling can be expressed as  $(\nabla \cdot \mathbf{P})(\mathbf{M} \cdot \mathbf{L})$ , as in  $\text{BiFeO}_3/\text{SrTiO}_3$  heterostructure [26], where  $\mathbf{L}$  is the AFM order parameter. Phenomenologically, under this ME energy term, when magnetization and polarization are switched together, it is equivalent to rotating the crystal structure along the axis for symmetric interfaces. In this sense, the results presented in Fig. 3 and Table I are expectable.

## B. $(\text{YTO})_2/(\text{PTO})_6$ superlattice

Subsequently, the calculation is done for the superlattice based on the asymmetric polar interfaces. As shown in Fig. 4(a), the interfaces with  $\text{TiO}_2\text{-YO-TiO}_2$  and  $\text{TiO}_2\text{-PbO-TiO}_2$  are selected as  $n$ -type and  $p$ -type interfaces, respectively. Phenomenologically, the  $n$ -type interface will attract electrons to the interface, and conversely, the  $p$ -type interface will repel electrons away from the interface. Therefore, the interfacial charge disproportion can be naturally induced by asymmetric interfaces. Even without FE  $\mathbf{P}$  (i.e.,  $\mathbf{P}_{\text{off}}$ ), the electronic density and electrostatic potential (see Fig. 4(b)) are already modulated, completely different from the results in symmetric interfaces.

Then, let us discuss the situation with an applied elec-



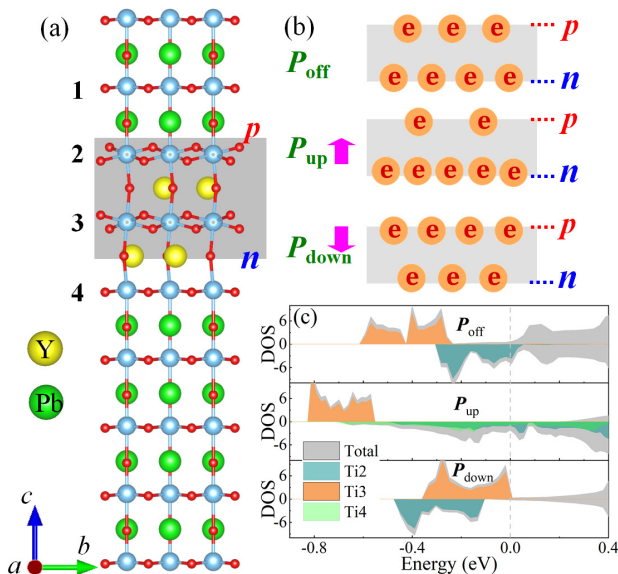


FIG. 4. (a) Crystalline structure of (YTO)<sub>2</sub>/(PTO)<sub>6</sub> superlattice (80 atoms) grown along the [001] direction. The lattice structure is periodic without vacuum layer. 1, 2, 3 and 4 stand for the TiO<sub>2</sub> layers at the interface. The  $n$ -/ $p$ -type interfaces are indicated. (b) The interfacial electronic density modulated by asymmetric interfaces and FE  $\mathbf{P}$  (pink arrows). (c) The corresponding DOS and PDOS. The Fermi level for each case is set as zero and marked by (gray) broken line.

tric field. As sketched in Fig. 4(b), when  $\mathbf{P}$ 's pointing perpendicular to the  $n$ -type interface (i.e.,  $\mathbf{P}_{\text{up}}$ ), the initial electrostatic potential difference between the 2nd and 3rd TiO<sub>2</sub> layers will be further enlarged, thus enhancing the charge disproportion. However, when the  $\mathbf{P}$ 's pointing perpendicular to the  $p$ -type interface (i.e.,  $\mathbf{P}_{\text{down}}$ ), the initial electrostatic potential difference from the polar interfaces will be reduced, thus suppressing the charge disproportion. As a consequence, the interfacial spin polarization, which is closely related to the carrier density, can be effectively modulated accompanying the  $\mathbf{P}_{\text{up}}$  to  $\mathbf{P}_{\text{down}}$  switching.

The above processes are confirmed by the atomic-projected density of states (PDOS) and local magnetic moments. As shown in Fig. 4(c) and Table I, without FE  $\mathbf{P}$  (i.e.  $\mathbf{P}_{\text{off}}$ ), the electron concentration of the  $p$ -type interface (2nd atomic layer) is lower than that of the  $n$ -type interface (3rd atomic layer) due to asymmetric polar interfaces, leading to the charge disproportion. Such charge disproportion makes the spin-down channel partially occupied, resulting in the spin-polarized 2DEG. For  $\mathbf{P}_{\text{up}}$  case, the electrostatic potential is the superposition of the asymmetric polar potential from the YTO and the FE potential from the PTO, and the original charge disproportion is further enhanced. In this case, the excessively accumulated charge at  $n$ -type interface will be transferred from the 3rd atomic layer to the 4th atomic layer, thus the quantum kinetic energy makes the

superlattice metallic. According to the PDOS, the states around the Fermi level mainly come from Ti's  $3d$  orbitals of the 2nd (interfacial layer of YTO) and 4th (interfacial layer of PTO) atomic layers.

However, for  $\mathbf{P}_{\text{down}}$  case, the charge accumulation near the interfaces depends on the competition between asymmetric polar interfaces and FE  $\mathbf{P}$ . If these two effects could be balanced, both the electrostatic potential and electronic distribution would become uniform. As summarized in Table I, the local magnetic moments of Ti ions between 2nd and 3rd atomic layers are almost equal, suggesting nearly full compensation between these two effects, which is also confirmed by PDOS, obviously different from results in  $\mathbf{P}_{\text{off}}$  and  $\mathbf{P}_{\text{up}}$  cases. Therefore, the spin-polarized 2DEG regulation mentioned above can be extended to asymmetric interfaces.

Finally, it should be noted that although both symmetric and asymmetric interfaces can realize the control of spin-polarized 2DEG, the results involving 2DEG and magnetism revealed here are not the same, indicating an unusual interface-dependent polarization control. In addition, although only a few YTO layers are studied here, the ME function can also be effective in thicker YTO layers, since the ME coupling is an interface effect [26, 45] and the inner YTO layers will not contribute to magnetization.

#### IV. CONCLUSION

In summary, using the first-principles calculation, a model system based on antiferromagnetic and ferroelectric perovskites is proposed to pursue the controllable spin-polarized 2DEG. For both symmetric interfaces and asymmetric polar interfaces, the combination of FE polarization and antiferromagnetism can effectively tune the spin-polarized 2DEG accompanying the ferroelectric switching. Although the titanium oxides are studied here, the design principle is general and can be extended to other systems with polarization and antiferromagnetism. The present findings suggest a new efficient approach for spin-based information control.

#### ACKNOWLEDGMENTS

This work was supported by the National Natural Science Foundation of China (Grant Nos. 11804168, 11904174, 11804165, 11834002 and 11674055), the Natural Science Foundation of Jiangsu Province (Grant Nos. BK20180736 and BK20190729), NUPTSF (Grant Nos. NY219026 and NY219024), the Natural Science Foundation of the Jiangsu Higher Education Institutions of China (19KJB510047), the Innovation Research Project of Jiangsu Province.

- 
- [1] A. Ohtomo, D. A. Muller, J. L. Grazul, and H. Y. Hwang, *Nature (London)* **419**, 378 (2002).
- [2] A. Ohtomo and H. Y. Hwang, *Nature (London)* **427**, 423 (2004).
- [3] N. Nakagawa, H. Y. Hwang, and D. A. Muller, *Nat. Mater.* **5**, 204 (2006).
- [4] A. D. Caviglia, S. Gariglio, N. Reyren, D. Jaccard, T. Schneider, M. Gabay, S. Thiel, G. Hammerl, J. Mannhart, and J.-M. Triscone, *Nature (London)* **456**, 624 (2008).
- [5] G. Singh-Bhalla, C. Bell, J. Ravichandran, W. Siemons, Y. Hikita, S. Salahuddin, A. F. Hebard, H. Y. Hwang, and R. Ramesh, *Nat. Phys.* **7**, 80 (2011).
- [6] M. Gabay and J.-M. Triscone, *Nat. Phys.* **9**, 610 (2013).
- [7] N. C. Bristowe, P. Ghosez, P. B. Littlewood, and E. Artacho, *J. Phys.: Condens. Matter* **26**, 143201 (2014).
- [8] L. Li, C. Richter, J. Mannhart, and R. C. Ashoori, *Nat. Phys.* **7**, 762 (2011).
- [9] A. Brinkman, M. Huijben, M. van Zalk, J. Huijben, U. Zeitler, J. C. Maan, W. G. van der Wiel, G. Rijnders, D. H. A. Blank, and H. Hilgenkamp, *Nat. Mater.* **6**, 493 (2007).
- [10] D. A. Dikin, M. Mehta, C. W. Bark, C. M. Folkman, C. B. Eom, and V. Chandrasekhar, *Phys. Rev. Lett.* **107**, 056802 (2011).
- [11] J. A. Bert, B. Kalisky, C. Bell, M. Kim, Y. Hikita, H. Y. Hwang, and K. A. Moler, *Nat. Phys.* **7**, 767 (2011).
- [12] A. E. M. Smink, J. C. de Boer, M. P. Stehno, A. Brinkman, W. G. van der Wiel, and H. Hilgenkamp, *Phys. Rev. Lett.* **118**, 106401 (2017).
- [13] W. Niu, Y. Zhang, Y. Gan, D. V. Christensen, M. V. Soosten, E. J. Garcia-Suarez, A. Riisager, X. F. Wang, Y. B. Xu, R. Zhang, N. Pryds, and Y. Z. Chen, *Nano Lett.* **17**, 6878 (2017).
- [14] Y. Z. Chen, N. Bovet, T. Kasama, W. W. Gao, S. Yazdi, C. Ma, N. Pryds, and S. Linderoth, *Adv. Mater.* **26**, 1462 (2014).
- [15] Y. Cao, X. Liu, P. Shafer, S. Middey, D. Meyers, M. Kareev, Z. Zhong, J.-W. Kim, P. J. Ryan, E. Arenholz, and J. Chakhalian, *npj Quantum Mater.* **1**, 16009 (2016).
- [16] D. V. Christensen, Y. Frenkel, Y. Chen, Y. Xie, Z. Chen, Y. Hikita, A. Smith, L. Klein, H. Hwang, N. Pryds, and B. Kalisky, *Nat. Phys.* **15**, 269 (2019).
- [17] Y. Wang, M. K. Niranjana, J. D. Burton, J. M. An, K. D. Belashchenko, and E. Y. Tsymbal, *Phys. Rev. B* **79**, 212408 (2009).
- [18] P. Moetakef, J. R. Williams, D. G. Ouellette, A. P. Kajdos, D. Goldhaber-Gordon, S. J. Allen, and S. Stemmer, *Phys. Rev. X* **2**, 021014 (2012).
- [19] J. Betancourt, T. R. Paudel, E. Y. Tsymbal, and J. P. Velev, *Phys. Rev. B* **96**, 045113 (2017).
- [20] P. Lömker, T. C. Rödel, T. Gerber, F. Fortuna, E. Frantzeskakis, P. L. Fèvre, F. Bertran, M. Müller, and A. F. Santander-Syro, *Phys. Rev. Mater.* **1**, 062001(R) (2017).
- [21] H. Zhang, Y. Yun, X. Zhang, H. Zhang, Y. Ma, X. Yan, F. Wang, G. Li, R. Li, T. Khan, Y. Chen, W. Liu, F. Hu, B. Liu, B. Shen, W. Han, and J. Sun, *Phys. Rev. Lett.* **121**, 116803 (2018).
- [22] H. Zhang, Y. Ma, H. Zhang, X. Chen, S. Wang, G. Li, Y. Yun, X. Yan, Y. Chen, F. Hu, J. Cai, B. Shen, W. Han, and J. Sun, *Nano Lett.* **19**, 1605 (2019).
- [23] M. K. Niranjana, Y. Wang, S. S. Jaswal, and E. Y. Tsymbal, *Phys. Rev. Lett.* **103**, 016804 (2009).
- [24] P. Aguado-Puente, N. C. Bristowe, B. Yin, R. Shirasawa, P. Ghosez, P. B. Littlewood, and E. Artacho, *Phys. Rev. B* **92**, 035438 (2015).
- [25] S. Dong and E. Dagotto, *Phys. Rev. B* **88**, 140404(R) (2013).
- [26] Y. K. Weng, L. Lin, E. Dagotto, and S. Dong, *Phys. Rev. Lett.* **117**, 037601 (2016).
- [27] V. G. Gavril'yachenko, R. I. Spinko, M. A. Martynenko, and E. G. Fesenko, *Sov. Phys. Solid State* **12**, 1203 (1970).
- [28] M. J. Haun, E. Furman, S. J. Jang, H. A. McKinstry, and L. E. Cross, *J. Appl. Phys.* **62**, 3331 (1987).
- [29] H. Sharma, J. Kreisel, and P. Ghosez, *Phys. Rev. B* **90**, 214102 (2014).
- [30] Y. L. Tang, Y. L. Zhu, X. L. Ma, A. Y. Borisevich, A. N. Morozovska, E. A. Eliseev, W. Y. Wang, Y. J. Wang, Y. B. Xu, Z. D. Zhang, and S. J. Pennycook, *Science* **348**, 547 (2015).
- [31] H.-M. Zhang, M. An, X.-Y. Yao, and S. Dong, *Front. Phys.* **10**, 107701 (2015).
- [32] A. R. Damodaran, S. Pandya, J. C. Agar, Y. Cao, R. K. Vasudevan, R. Xu, S. Saremi, Q. Li, J. Kim, M. R. McCarter, L. R. Dedon, T. Angsten, N. Balke, S. Jesse, M. Asta, S. V. Kalinin, and L. W. Martin, *Adv. Mater.* **29**, 1702069 (2017).
- [33] L. Lu, Y. Nahas, M. Liu, H. Du, Z. Jiang, S. Ren, D. Wang, L. Jin, S. Prokhorenko, C.-L. Jia, and L. Bellaiche, *Phys. Rev. Lett.* **120**, 177601 (2018).
- [34] X. Huang, Y. K. Tang, and S. Dong, *J. Appl. Phys.* **113**, 17E108 (2013).
- [35] A. M. Glazer and S. A. Mabud, *Acta Cryst. B* **34**, 1065 (1978).
- [36] M. Mochizuki and M. Imada, *New J. Phys.* **6**, 154 (2004).
- [37] J. P. Goral, J. E. Greedan, and D. A. MacLean, *J. Solid State Chem.* **43**, 244 (1982).
- [38] P. E. Blöchl, O. Jepsen, and O. K. Andersen, *Phys. Rev. B* **49**, 16223 (1994).
- [39] G. Kresse and D. Joubert, *Phys. Rev. B* **59**, 1758 (1999).
- [40] S. L. Dudarev, G. A. Botton, S. Y. Savrasov, C. J. Humphreys, and A. P. Sutton, *Phys. Rev. B* **57**, 1505 (1998).
- [41] H. M. Zhang, Y. K. Weng, X. Y. Yao, and S. Dong, *Phys. Rev. B* **91**, 195145 (2015).
- [42] Y. Okimoto, T. Katsufuji, T. Arima, and Y. Tokura, *Phys. Rev. B* **51**, 9581 (1995).
- [43] J. D. Garrett, J. E. Greedan, and D. A. MacLean, *Mater. Res. Bull.* **16**, 145 (1981).
- [44] See Supplemental Material [url], which includes more DFT results.
- [45] C.-G. Duan, S. S. Jaswal, and E. Y. Tsymbal, *Phys. Rev. Lett.* **97**, 047201 (2006).