

Superdense beaming of axion dark matter in the vicinity of the light cylinder of pulsars

Javier De Miguel^a and Chiko Otani^a

^aThe Institute of Physical and Chemical Research (RIKEN), Center for Advanced Photonics, 519-1399 Aramaki-Aoba, Aoba-ku, Sendai, Miyagi 980-0845, Japan

E-mail: javier.miguelhernandez@riken.jp

Abstract. In this article we treat the non-adiabatic photon-to-axion resonant conversion of curvature radiation, synchrotron emission and inverse Compton scattering dominating the spectral density function of pulsars. First, we introduce emission models and benchmark observational data. We adopt a state-of-the-art density profile that relieves tension with the quantum electrodynamics vacuum polarization effect in highly magnetic stars, leading to efficient mixing. Then, we estimate the dark matter flux induced by photon-axion oscillation across the light cylinder of the neutron star. We find that pulsars might produce axion overdensities many orders of magnitude over the occupation number of dark matter in the Galactic halo within a broad parameter space. We point out possible new methods for axion detection derived from these results and other future lines of work.

Keywords: axions, neutron stars, radio pulsars, X-ray pulsar, dark matter theory

Contents

1	Introduction	1
2	Rotation-powered pulsars and magnetars	2
3	Non-adiabatic photon-axion resonant oscillation in neutron stars	3
4	Results	5
5	Summary and conclusions	6
A	Synchrotron self-absorption spectra of optically thin sources	9
B	Dielectric tensor of a cold plasma in a strong homogeneous magnetic field	10
C	The role of the density profile in the weight of QED corrections	11
D	Axion electrodynamics in neutron stars	11
E	Gradient of the plasma frequency in the magnetosphere of neutron stars	11

1 Introduction

Axions [1, 2] are hypothetical pseudo-scalar bosons theorized as a consequence of the dynamic solution to the problem of charge and parity (CP) in the strong interaction [3]. Furthermore, axion is a well-grounded candidate for cold dark matter (cDM) [4–7]. Axion and axion-like particles (ALPs) mix with photons by action of an external magnetic field. The axion-photon coupling Lagrangian density is

$$\mathcal{L} \supset -\frac{1}{4}F_{\mu\nu}F^{\mu\nu} + \frac{1}{2}\partial_\mu\phi\partial^\mu\phi - \frac{1}{2}m_\phi^2\phi^2 - \frac{g_{\phi\gamma}}{4}F_{\mu\nu}\tilde{F}^{\mu\nu}\phi - j^\mu A_\mu, \quad (1.1)$$

being $F^{\mu\nu}$ the field strength tensor and \tilde{F} its dual, ϕ the axion field, m_ϕ the pseudo-scalar mass and $g_{\phi\gamma}$ the axion-photon coupling constant, j is density of current and the standard photon field is A^μ . Classically, the interaction term in Eq. 1.1 simplifies to $g_{\phi\gamma}\phi\mathbf{E}\cdot\mathbf{B}$, with \mathbf{E} the photon field and \mathbf{B} the external magnetic field.

The quantum chromodynamics (QCD) axion presents a light mass which scales inversely to a typical energy scale, f_ϕ . This parameter determines the axion-photon coupling strength. Differently, ALPs present mass-coupling independent parameters, creating a large parameter space which has been only superficially explored — cf. [4].

Neutron stars (NSs) are evolved compact objects with extreme surface magnetic fields [8]. The idea of axion-to-photon conversion in the magnetized plasma of NSs was pioneered decades ago [9–14]. This concept has been revisited by numerous authors over the years — e.g., see [15, 16] —. More recently, the radio signals produced by infalling axions through axion-to-photon conversion in magnetospheres has been studied [17–21]; also for collisions in [22–24]. Complementarily, in [25, 26] authors employ the formalism in [15] to estimate the

signatures in the thermal spectra of NSs caused by photon-to-axion oscillation. Parallel non-thermal axion-photon conversion mechanisms in the environment of NSs have been proposed lately [27, 28].

In the present work we investigate the non-adiabatic resonant conversion of curvature radiation, synchrotron emission and inverse Compton scattering photons dominating the spectral density function of isolated neutron stars. We apply this concept to spectral functions from astronomical observations in order to estimate the overdensity of axion dark matter that might be beamed from somewhere around the light cylinder of rotation-powered pulsars and B-powered magnetars.

The manuscript is structured as follows. First, we briefly explain the fundamentals of neutron stars relevant for this work in section 2. The axion-photon mixing equations are introduced in section 3 in order to obtain an analytical expression which allows us to estimate the photon-to-axion conversion probability in the surroundings of the star, and we apply this formalism to realistic spectral density functions. The results are presented in section 4, and discussed in section 5.

2 Rotation-powered pulsars and magnetars

Pulsating stars (pulsars) are rotating neutron stars with regular periods. ‘Canonical’ neutron stars would present a radius about $R \sim 10$ km, a mass of the order of $M \sim 1.4 M_{\odot}$. In a pseudo-aligned rotator, the field becomes stationary, or $B_z \simeq B_0 \left(\frac{R}{r}\right)^3$, and the dielectric tensor does not vary significantly during a period. Here, B_0 is the field strength at the surface of the NS, of the order of 10^8 – 10^{10} T, or $\gtrsim 10^{10-11}$ T in the case of magnetars [29–31]; r is the radial coordinate. The angular velocity is $\Omega = 2\pi/P$, being P a rotation period from tens to milliseconds. The surface temperature is around 10^6 K. Their thin atmosphere is composed of a ‘cold’ plasma — mainly H and He — [32]. A neutron star is illustrated in Fig. 1, where some aspects that are relevant to this article are highlighted.

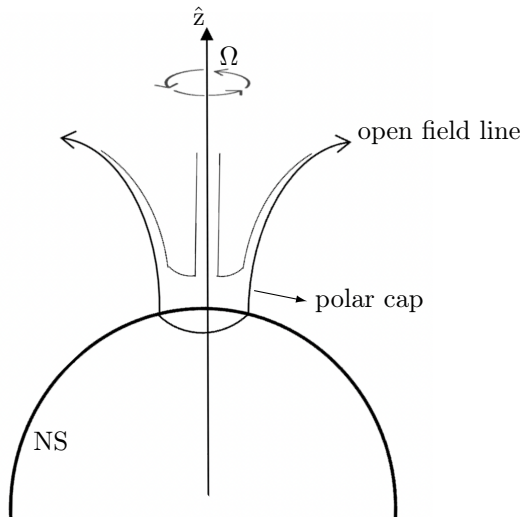


Figure 1: Non-scale representation of a neutron star (NS). In the ‘aligned rotator’ approximation, the magnetic axis and the rotation axis are superimposed.

Even if discovered half a century ago [33], pulsar emission mechanisms remain full of incertitude [34]. The standard picture is based on the creation of pair cascades and particle migration through magnetic forces, accelerating the charges to relativistic velocities. Radiative processes are dominated by curvature radiation, synchrotron emission and inverse Compton scattering. However, acceleration and emission regions, or the specific altitude — sometimes referred to as h_0 [35] — at which the pair cascade and charge acceleration start, is a prominent point of discrepancy. The classic picture considers radio emission from pulsars is originated at ‘low altitudes’ over the polar cap [36–38]. The high-energy emission is regularly associated to a wider interval of higher altitudes. Nevertheless, the precise concept of ‘low altitude’ and ‘high altitude’ is diffuse, and different models suggest that high-energy emission originates somewhere inside the light cylinder (LC), around the LC, etc. — cf. [8, 34] and references therein.

The light cylinder is filled with plasma at a corotation density. Goldreich & Julian (GJ) calculated the minimal corotational charge density — n_{GJ} — in a neutron star under a number of idealizations, including a perfect conductivity and homogeneity [39]. Frequently, modern approaches are over-dense compared to the GJ model, and a pair multiplicity factor $\kappa = n_e/n_{\text{GJ}}$ arises with typical values 10^{4-7} [40–43]. In that manner, the charge density in our model of star reads

$$n_e = \frac{2\varepsilon_0\Omega B(r)}{e} \kappa, \quad (2.1)$$

while the characteristic frequency of the plasma is

$$\omega_p = \left(\frac{e^2 n_e}{m_e \varepsilon_0} \right)^{1/2}. \quad (2.2)$$

Observational campaigns are a reliable alternative in order to provide luminosity curves and spectral densities in the absence of a well-established theoretical model. In Fig. 2 we present the reference spectral density functions for this article. The radio-frequency (RF) spectra is modeled using Eq. A.1 [44–48], or data from [49–51] for magnetar PSR J1550–5418 — an object of interest as its rotation and magnetic axis appear to be lined up — and magnetar PSR J1809–1943 [52]. The X-ray spectra, adapted from [53, 54], corresponds with magnetar PSR J0146+61. The Geminga — rotation-powered — pulsar PSR J0633+17 spectral function is adapted from [54, 55].

The polarization state of synchrotron emission is governed by the magnetic vector. Even though that the polarization of the photon beam from a neutron star can be affected by Faraday rotation and other spurious effects through line-of-sight to observer, recent research could shed some light about its properties. Interestingly, the persistent signal received from neutron stars presents a strong linear polarization in the direction of the rotation axis, with Stokes $V \simeq 0$ [8, 34, 56, 57]. This parallel component of the photon field refers to the ordinary mode — O-mode — that we confine our concern throughout this work.

3 Non-adiabatic photon-axion resonant oscillation in neutron stars

In this section we focus on O-mode waves propagating in the ‘weak dispersion’ limit with a refractive index close to unity, or equivalently $\omega \sim |k|$. In a strongly magnetized ‘cold’ plasma, the conductivity is non-zero only along the direction of the magnetic field [58] — appendix B —. The photon-axion oscillation takes place ‘on-the-spot’, or in a narrow projection along r_c

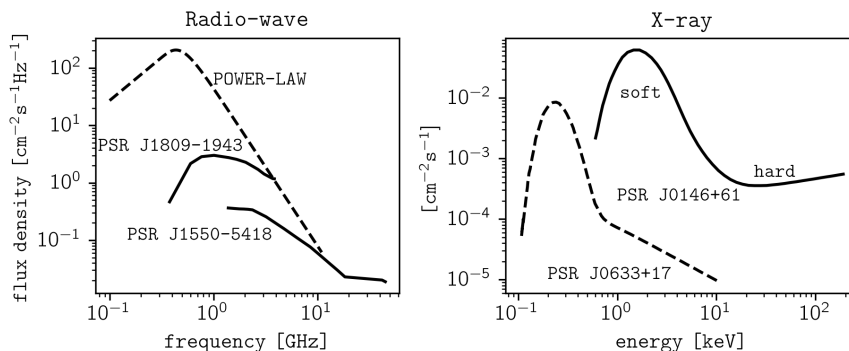


Figure 2: Spectral flux density received at the Earth position for rotation-powered pulsars — dashed line — and magnetars — solid line — in the radio-wave — left —, or ‘soft’ and ‘hard’ X-ray high-energy range — right. Typical units are used for each case. Distances are $\mathcal{O}(1/2)$ kpc for a rotation-powered pulsar modeled by the power-law Eq. A.1, $r \sim 6$ kpc for PSR J1550–5418, $r \sim 3.5$ kpc for PSR J1809–1943, $r \sim 0.2$ kpc for Geminga pulsar — PSR J0633+17 — and $r \sim 2.7$ kpc for magnetar PSR J0146+61. PSR J1809–1943 is included for completeness, showing a very steep slope at low-frequency.

and hence the gravitational gradient is negligible. In that manner, the wavelength becomes stationary and arbitrarily shifted to the red. The mixing equations are derived from Eq. D.2b [12]

$$i \frac{d}{dz} \begin{pmatrix} \phi \\ \mathbf{E}_{\parallel} \end{pmatrix} = \begin{pmatrix} \omega + \Delta_{\phi} + \Delta_{\text{vac}\parallel} & \Delta_{g\phi\gamma} \\ \Delta_{g\phi\gamma} & \omega - \Delta_p - \Delta_{\parallel} + \Delta_{\text{vac}\perp} \end{pmatrix} \begin{pmatrix} \phi \\ \mathbf{E}_{\parallel} \end{pmatrix}, \quad (3.1)$$

where we introduced $\Delta_p = \frac{\omega_p^2}{2\omega} \sin^2\theta$, $\Delta_{\parallel} = \frac{1}{2}\omega(n_{\parallel} - 1)$, $\Delta_{\phi} = -\frac{m_{\phi}^2}{2\omega}$ and $\Delta_{g\phi\gamma} = 2g_{\phi\gamma} \sin^2\theta$. We also define $\Delta k = 2[(\Delta_{\phi} - \Delta_p - \Delta_{\parallel})^2/4 + \Delta_{g\phi\gamma}^2]^{1/2}$ and the mixing angle $\tan(2\theta_m) = 2\Delta_{g\phi\gamma}/(\Delta_{\phi} - \Delta_p - \Delta_{\parallel})$. The term Δ_{\parallel} vanishes in the weak dispersion limit as the refractive index is $n_{\parallel} \simeq k/\omega = 1 + \Delta_{\parallel}/\omega$. Quantum electrodynamics (QED) modifications to Maxwell’s equations due to vacuum polarization dissipate in dense sectors, where vacuum effects are negligible compared to plasma effects and, therefore, the vacuum refractive index — Δ_{vac} — vanishes from the dispersion relations of Eq. 3.1 in certain circumstances — see appendix C.

Landau-Zener-Stueckelberg-Majorana formalism [59–62] provides an analytic solution to the mixing equations of a two-state system with an energy gap between the states which depends linearly on time.¹ The transition probability between the states — ζ, η — reads $P_{\eta \leftrightarrow \zeta} = 1 - e^{-2\pi\Gamma}$, with Γ the adiabaticity parameter of the system. Now, in order to write-down a compact analytic expression from Eq. 3.1, we consider pure non-adiabatic conversion so that the characteristic parameter results $\Gamma \ll 1$ at resonance [15, 21, 25, 26]. A second-order series truncation yields $P_{\gamma \rightarrow \phi} \simeq 2\pi|\Gamma|$, with $\Gamma = \Delta^2 k/2/\frac{\partial}{\partial z}\Delta_p$. For outgoing beams [63] we get $\frac{\partial}{\partial z}\omega_p \sim m_{\phi}/r_c$ and hence $\frac{\partial}{\partial z}\Delta_p = -\frac{1}{\omega}\omega_p \frac{\partial}{\partial z}\omega_p \sim m_{\phi}^2\omega^{-1}r_c^{-1}$ — see appendix E —. It is straightforward to obtain

¹Landau-Zener(-Stueckelberg -Majorana) formula allows one to solve a Schrödinger-like equation in the form $i\frac{\partial}{\partial z}\psi_{\mu} = \mathcal{H}(z)\psi_{\mu}$, where $\mathcal{H}(z)$ is a lineal Hamiltonian and ψ_{μ} is the state tensor. Perturbative analysis provide the oscillation amplitude $\langle \phi | \mathcal{H}_{\text{int}} | \mathbf{E}_{\parallel} \rangle$, being \mathcal{H}_{int} the density of perturbation of the interaction term in Eq. 1.1 [12]. In [21] authors confirm that both Perturbation theory and Landau-Zener formalism — employed in [15] — yield an equivalent result, as expected.

$$P_{\gamma\rightarrow\phi} = \frac{g_{\phi\gamma}^2 B^2(z_c) \omega z_c}{m_\phi^2} + \mathcal{O}(\Gamma^2). \quad (3.2)$$

The expression in Eq. 3.2 unveils interesting physics. The conversion probability scales with the frequency of the photon from the NS, ω . Contrarily, the axion mass range for which resonant conversion takes place is set by the density profile through the magnetosphere, since $\omega_p = m_\phi$ at resonance. That is conceptually similar to the case of haloscopes, where the scanning frequency is only given by the resonant frequency of the cavity [64]; or light-shining-through-walls (LSW) experiments, where the mass of the axion emerging in the axion-photon vertex is determined by the resonant frequency of the cavity independently of the nominal frequency of the laser pump [65–67]. Consequently, the conversion probability depends only on two parameters for the stated model of star and axion, i.e., z_c and ω . Moreover, given the ω factor in Eq. 3.2, non-adiabatic conversion is inconsistent when entering the γ -ray energy frame. That is the reason why a γ -ray analysis is out of the scope of the article. Finally, the production of axions with lower coupling factors is enhanced at high frequency.

In order to render feasible an analytic approach, we consider a stationary magnetic field and a strongly magnetized plasma [15, 16, 18–21, 25, 26]. On the other hand, QED corrections suppress the cross-section by orders of magnitude when vacuum polarization effects are significant [12]. Consequently, our non-adiabatic resonant model is ruled out in several sectors. First, O-modes are evanescent below the cut-off frequency of the plasma [68, 69], when $\omega_p > \omega$. Second, adiabatic regions with $\Gamma \gtrsim 1$ appear near the stellar surface for X-rays. Third, for sectors with $\omega \gtrsim \omega_B$, with $\omega_B = eB(z_c)/m_e$, standard simplifications in the dielectric tensor do not hold — see appendix B —. Finally, the parameter space at which QED corrections govern the dispersion relations in Eq. 3.1, or equivalently $\omega_p^2 < Q_{\text{QED}}$ — consult appendix C.

The time-scale of the photon-axion system at resonance, $\tau_s \sim |\omega - \omega_p|^{-1}$, is typically much shorter than the pulsation time-scale of the star — from the tens ns up to few ms in the radio-frequency regime [70]; significantly larger in the case of X-rays [30] —. Then, $\tau_s \ll t_{\text{pulse}}$ and the conversion takes place in a pseudo-stationary regime instead of transitory, where the model could loss generality.

Oscillation amplitudes — $A_{\gamma\rightarrow\phi} = \Gamma^{1/2}$ — are represented in Fig. 3 for benchmark parameter sets.

4 Results

We have established in previous sections that, once the axion and NS models are assigned, the non-adiabatic resonant conversion probability in Eq. 3.2 depends only on the frequency of the photon emitted by the NS — ω — and the distance from its surface — z_c —. The latter parameter determines the charge density via Eqs. 2.1 and 2.2 —. The resulting spectral flux density of the axion beam produced in the axion-to-photon conversion reads

$$\Phi_\phi = \Phi_\gamma [\text{cm}^{-2} \text{s}^{-1} \text{Hz}^{-1}] \times P_{\gamma\rightarrow\phi}. \quad (4.1)$$

Finally, we define the dark matter (DM) spectral flux density

$$\Phi_{\text{DM}} = \rho_\oplus [\text{eV cm}^{-3}] \times v_\phi [\text{cm s}^{-1}] \frac{\text{eV}}{m_\phi} \frac{\text{Hz}}{\Delta\nu_\phi}, \quad (4.2)$$

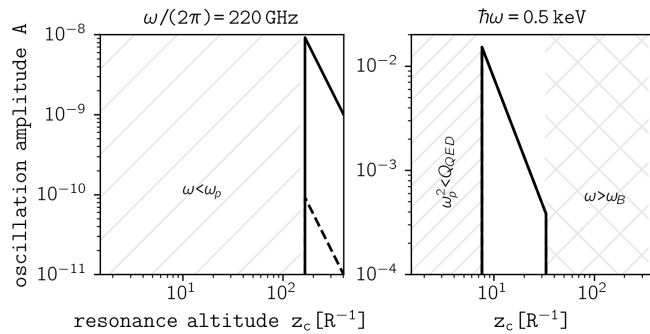


Figure 3: Photon-axion oscillation amplitude — A — over distance from the stellar surface — z_c — for different threshold frequencies. Rotation-powered pulsars — dashed line — and magnetars — solid line — are included. Parameters are $P=1$ s, B_0 is 5×10^8 T for a rotation-powered pulsar and 5×10^{10} T for the magnetar. The pair multiplicity factor is $\kappa \sim 10^6$. We adopt KSVZ-like coupling strength [71, 72] and canonical dimensions. The non-adiabatic resonant model is ruled out in the following sectors: (i) regions where O-modes become evanescent, as $\omega_p > \omega$; (ii) adiabatic sector with $\Gamma \gtrsim 1$; (iii) ‘weak’ field zones, where $\omega \gtrsim \omega_B$; (iv) parameter space at which QED vacuum effects govern the dispersion relations, or $\omega_p^2 < Q_{\text{QED}}$.

where ρ_{\oplus} is the occupation number of dark matter around the Solar System position, about $\rho_{\oplus} \sim 300 \text{ MeV cm}^{-3}$, and $\Delta\nu_{\phi} \sim 10^{-6}\nu$ is the line-width of the axion signal for the virial velocity $v_{\phi} \sim 10^{-3}c$.

In Fig. 4 we report 1D calculations of the axion flux density induced by non-adiabatic resonant axion-to-photon conversion — Φ_{ϕ} — in units of local dark matter flux density — Φ_{DM} — through the light cylinder of neutron stars for benchmark parameters. Several inferences can be drawn from the analysis of the different panels. For a fixed pair multiplicity factor, we consider both integrated radio-wave spectral density functions and persistent X-ray flux densities from Fig. 2. The characteristic frequency of the plasma scales with the root of the charge density — see Eq. 2.2 —. Consequently, near the stellar surface, for $\kappa \gtrsim 10^6$ cut-off frequencies of the order of a few hundred GHz arise; and the corresponding parameter space is neglected for frequencies of a few tens of GHz as $\omega < \omega_p$ and hence O-modes are not propagated while the resonant conversion is disrupted — lower panels —. On the other hand, the ratio of plasma effects to vacuum effects on the mixing relations depends on both plasma density and photon energy — see appendix C for details on the QED suppression of axion-photon cross-sections in magnetic stars —. From Eq. C.1, it is found that axion-photon conversion is strongly suppressed below $\kappa \lesssim 10^{4-5}$ for keV photons since $\omega_p^2 \ll Q_{\text{QED}}$ and vacuum birefringence governs the dispersion relations — upper panels —; or when $\kappa < 10^7$ for photons with higher frequencies of several keV — bottom-right panel.

5 Summary and conclusions

In this article we have treated the non-adiabatic photon-to-axion resonant conversion in the state-of-the-art picture of neutron stars. Relying on observational data in both the radio-wave domain and the X-ray range, we have applied the model, of remarkable simplicity, to rotation-powered pulsars and magnetars.

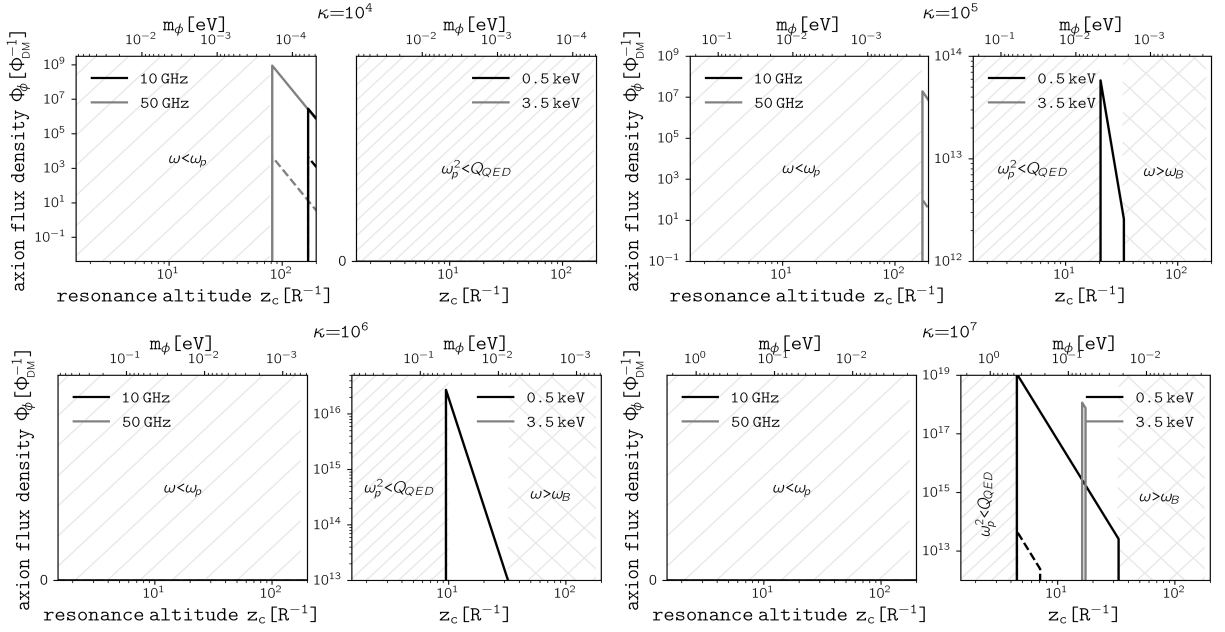


Figure 4: Quiescent axion flux through the surface of the light-cylinder of the star — Φ_ϕ —, measured at the conversion point in units of local dark matter density — Φ_{DM} — over resonance altitude — z_c — or axion mass — m_ϕ —. Starting at $h_0 \gtrsim R/2$ from the surface of the star [35] for several benchmark frequencies. The pair multiplicity factor varies between $\kappa = 10^4$ – 7 . Other parameters are $P=1$ s, B_0 is 5×10^8 T for a rotation-powered pulsar — dashed line — or $B_0 = 5 \times 10^{10}$ T for a magnetar — solid line —. We also adopt KSVZ-like coupling strength and canonical dimensions. The spectral densities were obtained from Fig. 2. The resonant conversion is suppressed in sectors where O-modes become evanescent since $\omega_p > \omega$ overlapping adiabatic regions with $\Gamma \gtrsim 1$; zones with $\omega \gtrsim \omega_B$; the parameters space where QED vacuum effects govern the dispersion relations, or $\omega_p^2 < Q_{\text{QED}}$.

Within a realistic parameter space, results in Fig. 4 suggest that persistent flux densities up to $\lesssim 19$ orders of magnitude over the dark matter flow in the Galactic halo, around 14 – 15 Wm^{-2} , might originate somewhere in the polar caps of those astrophysical objects, region from which a dense beam of axions could be produced by photon-to-axion conversion. If we take into account that the relativistic axion velocity and the velocity dispersion of the surrounding dark matter differ by three orders of magnitude, this equates to dark matter overdensities of up to $\lesssim 16$ orders of magnitude located somewhere in the vicinity of the star’s light cylinder, in a large frequency-mass parameter space.

The conversion probabilities obtained from Eq. 3.2 would be inaccurate in sectors in tension with the following limits: $\omega_p > \omega$, $\Gamma \gtrsim 1$ and $\omega \gtrsim \omega_B$ — i.e., sectors where O-modes are evanescent, adiabatic sectors or distant regions where the field becomes relatively weaker, respectively —. Consequently, we ruled out the model in these regions. In spite that the oscillation amplitudes tend to be lower beyond these limits and therefore our interest is reduced accordingly, methods that can be used to extend the model to those sectors — shaded in Fig. 4 — have been suggested, e.g., multi-dimensional numerical calculations can extend the $\omega \ll \omega_B$ sector by enabling a ‘weak’ field and also the propagation of oblique modes extending

the $\omega_p > \omega$ space, ray-tracing technique, etc. [16, 20, 73, 74]. On the other hand, the claim that Quantum Electrodynamics (QED) modifications to Maxwell’s equations due to vacuum polarization suppresses axion–(X-ray)photon conversion in highly magnetic neutron stars has been entrenched for many years [12]. As a result of this, the possibility of relativistic axions with keV energies originating from photon-axion conversion in magnetic stars, or X-rays, bombarding the Earth causing observable effects has been neglected for decades. However, we have found, due to a higher pair density consistent with the current picture of neutron stars, a broad $\omega_p^2 > Q_{\text{QED}}$ sector at which the tension with QED vanishes in a more realistic neutron star model beyond the anachronistic Goldreich&Julian’s density profile adopted firstly in [12] and later in more contemporary works. The numerical approach of [75] would allow the simulations to be extended to the parameter space where vacuum polarization effects are relevant, i.e., $\omega_p^2 < Q_{\text{QED}}$, where the conversion probability is, however, suppressed by many orders of magnitude. Finally, some estimates might be in tension with the altitude from the stellar surface at which the radiation starts — i.e., regions with $z_c \lesssim h_0$ —. We note two points. First, different parametric configurations result in a higher/lower resonance altitude. Second, we have discussed in section 2 that this parameter presents a significant uncertainty and can be ad hoc at times. Aiming at keeping our work as model-independent as possible, it was not ingrained more deeply throughout the manuscript.

Neutron stars have the stronger magnetic fields known in the universe, about $B \lesssim 10^{11}$ T at surface and axion convert efficiently to photon, and vice-versa, in a strong magnetic field. As ambient axions fall on the star, a narrow line, with $\Delta\nu \ll \nu$, appears at a frequency corresponding to the axion mass. This signal has been searched for by different radio telescopes, without success. Unfortunately, the authors of the corresponding works adopted a star model with a Goldreich & Julian (GJ) density profile to compare their observational data against a simulation that predicts the shape, frequency and intensity of the emission line originating from axion-to-photon conversion — see the most recent and restrictive results in [76–78] —. Crucially, astronomical observations of neutron stars and emission models allow one to estimate the observer-frame pair density, n_e , reliably and, by this method, the Goldreich & Julian density profile adopted by those authors, dated in the late 1960s, has been shown to be under-estimated by many orders of magnitude in more recent works [43]. In other words, typical densities in neutron star magnetospheres concordant with the currently available data establish plasma densities above $\kappa \gtrsim 10^4$ times denser than the Goldreich & Julian model, with $\kappa = n_e/n_{\text{GJ}}$ the so-called ‘pair multiplicity factor’. This has important consequences. First, it is well-known that O-mode electromagnetic waves do not propagate in a plasma below a cut-off frequency, ω_p , which scales with the plasma density profile with distance, $n_e(r)$, in the form $\omega_p \propto n_e^{1/2} \rightarrow \omega_p \propto \kappa^{1/2}$ — see Eq. 2.2 —; hence suppressing the conversion of axions with a lower mass near the star surface, where the field would be stronger enhancing the conversion probability, P , as $P_{\phi \rightarrow \gamma} \propto B^2$, since the conversion takes place at $m_\phi \sim \omega_p$ resonance. Moreover, such a large pair density implies that the exclusion bounds resulting from those previous works, set at $m_\phi \sim 15\text{--}30 \mu\text{eV}$, are overestimated by several orders and, in fact, fall below the CAST exclusion sector and vanish [79], since the resonance of axions of dozens of μeV of mass is only possible far away from the star surface, where the field is much weaker, as $B \propto r^{-3}$, and the conversion probability is reduced accordingly. Therefore, a significant blueshift of the spectral line emerging from axion-to-photon conversion is expected with respect to previous estimates, from frequencies of several GHz to frequencies of several hundred GHz, or $m_\phi \gtrsim 100 \mu\text{eV}$. In consequence, caution should be exercised with earlier simulations that adopt

the Goldreich & Julian density profile in predicting radio signals originating from the resonant conversion of axions into O-mode photons in magnetospheres; while higher-frequency telescopes must be used for scanning, possibly leading to new exclusion limits for axion at high-frequency.

The direct detection of neutron star axions at the Earth position by dark matter halo-helio- telescopes [64, 80, 81] is an interesting question. Relativistic aberration transforms the regular semi-isotropic dipole pattern of radio-emission into a narrower beam of light with a high directionality in the observer’s line-of-sight. The emerging axion beam is shaped accordingly because of momentum conservation, ideally. It also suffers from the inverse square law with distance. Geometric dilution would truncate prospects for the direct detection of the stellar axion flow even for features as giant radio pulses (GRPs) [82–84] with a typical duration of the order of few-tens ns with a scatter time-scale of the order of the ms and a transient flux up to 10^{4-5} times over the unpulsed component observed by radio-telescopes. The high-energy frame — more specifically soft X-ray — should be examined in more detail. Dark matter astroparticles released from neutron stars could be analyzed in units of the axion rate received from the Sun [64]. The solar axion spectra presents a distribution peaking around 2-3 keV with a flux density about $10^9 \text{ cm}^{-2}\text{s}^{-1}$ for $g_{\phi\gamma} \sim 10^{-11} \text{ GeV}^{-1}$ [13, 80]. In this band, the quiescent fluence of magnetars can be $\mathcal{O}(10^{-1}) \text{ cm}^{-2}\text{s}^{-1}$ — see Fig. 2 — while the photon-to-axion conversion amplitude can be $>10^{-1}$ for a broad parameter space. Thus, solar axion flux would be $\lesssim 10^{12}$ times denser than axion magnetar flux at the Earth position due to geometric dilution. Nonetheless, intermediate bursts (IBs) featured by magnetars, with luminosities up to $\gtrsim 10^{43} \text{ erg s}^{-1}$ and a characteristic time of tens of seconds, and mostly giant flares (GFs), which present a spike lasting $\sim 0.1-1 \text{ s}$ that can reach powers up to $\gtrsim 10^{47} \text{ erg s}^{-1}$ and a long tail — few hundred seconds — have been observed at $\hbar\omega > 2 \text{ keV}$ [30, 31, 85–89]. They represent a contrast to their quiescent luminosities in the range 2-10 keV, with a break about $\lesssim 10^{33} \text{ erg s}^{-1}$ for — the less bright — ‘transient’ magnetars, and $\gtrsim 10^{33} \text{ erg s}^{-1}$ for — the more potent — ‘persistent’ sources. In spite of we emphasize that this result must be viewed with caution,² numbers could add up so that the direct detection of magnetar axions triggered by X-ray IBs/GFs cannot be discarded [90].

Acknowledgements

JDM would like to thank J. Eilek and R. Génova for comments about observational aspects of radio-astronomy. This work was supported by the Special Postdoctoral Researchers (SPDR) program.

A Synchrotron self-absorption spectra of optically thin sources

The empirical spectra of radio-pulsars can be fitted with a power law in the form $\mathcal{S}_\nu \sim \nu^{-\alpha}$. The ‘spectral index’ α adopts a typical value of the order of $\alpha \lesssim 1$ at frequencies $\nu \lesssim \nu_b$, and $\langle \alpha \rangle \sim 1.8$ for $\nu \gtrsim \nu_b$, where ν_b is commonly referred to as the ‘break’ frequency. The break frequency is typically $\nu_b \lesssim 500 \text{ MHz}$, although it presents certain variability, extending to higher frequencies in some cases [45–48]. Plasma restrain the synchrotron emission, forcing the spectral distribution to curve down at low frequency [91]. As a result, the low-frequency

²Note that IBs and GFs could involve different physics than the main considerations in this paper.

self-absorption spectral function of an optically thick pulsar presents a power-law with a very steep slope

$$\mathcal{S}_\nu = \frac{2}{3} \left(\frac{\nu}{\nu_b} \right)^{5/2} \left[1 - \exp \left\{ \left(-\frac{\nu}{\nu_b} \right)^{-(\delta+4)/2} \right\} \right]. \quad (\text{A.1})$$

The spectral indexes are related by $2\alpha+1 = \delta$. For simplicity, we have approximated $\omega_b \sim \omega_\tau$, corresponding ω_τ to the frequency which maximizes the optical path. This assumption would lead to deviations within the precision that is desired for the present work.

B Dielectric tensor of a cold plasma in a strong homogeneous magnetic field

Longitudinal modes in a plasma are compressive waves. In the equation of motion, their respective restoring force is described by a ∇p term. For considering a cold homogeneous plasma, we neglect the ∇p pressure. With $\hat{m} \equiv \hat{z}$ the coordinate along the magnetic field B , \hat{x} and \hat{y} directions across the magnetic field, the effective dielectric tensor of a cold plasma presents the form [58]

$$\varepsilon_{xx} = \varepsilon_{yy} = 1 + \left\langle \frac{\omega_p^2 \gamma \tilde{\omega}^2}{\omega^2 (\omega_B^2 - \gamma^2 \tilde{\omega}^2)} \right\rangle, \quad (\text{B.1a})$$

$$\varepsilon_{xy} = -\varepsilon_{yx} = i \left\langle \frac{\omega_p^2 \omega_B \tilde{\omega}}{\omega^2 (\omega_B^2 - \gamma^2 \tilde{\omega}^2)} \right\rangle, \quad (\text{B.1b})$$

$$\varepsilon_{xz} = -\varepsilon_{zx} = \left\langle \frac{\omega_p^2 \gamma k_x v_\parallel \tilde{\omega}}{\omega^2 (\omega_B^2 - \gamma^2 \tilde{\omega}^2)} \right\rangle, \quad (\text{B.1c})$$

$$\varepsilon_{yz} = -\varepsilon_{zy} = -i \left\langle \frac{\omega_p^2 \omega_B k_x v_\parallel}{\omega^2 (\omega_B^2 - \gamma^2 \tilde{\omega}^2)} \right\rangle, \quad (\text{B.1d})$$

$$\varepsilon_{zz} = 1 - \left\langle \frac{\omega_p^2}{\gamma^3 \tilde{\omega}^2} \right\rangle + \left\langle \frac{\omega_p^2 \gamma k_x^2 v_\parallel^2}{\omega^2 (\omega_B^2 - \gamma^2 \tilde{\omega}^2)} \right\rangle; \quad (\text{B.1e})$$

where ω_p is defined by Eq. 2.2, $\tilde{\omega} = \omega - k_z v_\parallel$, $\gamma = (1 - v_\parallel^2/c^2)^{-1/2}$ and $\omega_B = e|B|/m_e$ with $|B|=B_0$, e the elementary charge and m_e the electron mass.

The electrodynamic properties of a pulsar magnetosphere can be described in the strong field limit $B_0 \rightarrow \infty$, where $\omega_B \gg \omega$ and $\omega_B \gg \omega_p$. In this approximation, easily fulfilled in the vicinity of the star, where the field is stronger, or for sufficiently low frequency, the dielectric permittivity becomes $\varepsilon_{xx} = \varepsilon_{yy} = 1$, $\varepsilon_{xy} = \varepsilon_{yx} = \varepsilon_{yz} = \varepsilon_{zy} = 0$, and

$$\varepsilon_{zz} = 1 - \left\langle \frac{\omega_p^2}{\gamma^3 \tilde{\omega}^2} \right\rangle. \quad (\text{B.2a})$$

This ensures that the conductivity is non-zero only along the direction of the magnetic field.

C The role of the density profile in the weight of QED corrections

The claim that QED modifications to Maxwell’s equations due to vacuum polarization suppresses axion–X-ray conversion in highly magnetic stars has been entrenched for decades [12]. However, the tension with QED is relaxed in the modern neutron star model beyond the Goldreich & Julian density profile adopted throughout this manuscript [39, 43].

Corrections due to QED effects arise from the Euler-Heisenberg Lagrangian $\mathcal{L}_{\text{QED}} = \frac{\alpha^2}{90m_e^4} [(F_{\mu\nu}F^{\mu\nu})^2 + \frac{7}{4}(F_{\mu\nu}\tilde{F}^{\mu\nu})^2]$ in strong external fields. Thus, the leading order terms of the refractive indices for plasma and vacuum are $\Delta_p \sim \omega_p^2/2\omega$ and $\Delta_{\text{vac}} \sim \frac{7\alpha}{90\pi}\omega(B(r)/B_{\text{crit}})^2$, respectively; being $\alpha = e^2/4\pi$ the fine-structure constant and $B_{\text{crit}} = m_e^2/e$ the ‘critical’ field. Therefore, the ratio of plasma effects to vacuum effects — $\Delta_p/\Delta_{\text{vac}}$ — is read [17]

$$\frac{\omega_p^2}{Q_{\text{QED}}} = 5 \times 10^8 \left(\frac{\mu\text{eV}}{\omega} \right)^2 \frac{10^8[\text{T}]}{B(r)} \frac{1[\text{s}]}{P} \kappa, \quad (\text{C.1})$$

where we have introduced the plasma frequency profile from Eq. 2.2 and defined $Q_{\text{QED}} = 2\omega\Delta_{\text{vac}}$. From the analysis of Eq. C.1 it follows that no observable vacuum birefringence effects are expected for low-frequency photons, as $\omega_p^2 \gg Q_{\text{QED}}$ and plasma effects govern the dispersion relations in Eq. 3.1; while in the case of high-energy photons the weight of vacuum polarization effects gradually vanishes at relatively large distances from the stellar surface for pair multiplicity factors above $\kappa \gtrsim 10^5$, consistent with the current picture of neutron stars.

D Axion electrodynamics in neutron stars

A modification of Maxwell’s equations arises from a light, pseudo-stable axion [92]

$$\nabla \cdot (\mathbf{E} + g_{\phi\gamma}\phi\mathbf{B}) = \rho, \quad (\text{D.1a})$$

$$\nabla \times (\mathbf{B} - g_{\phi\gamma}\phi\mathbf{E}) = \dot{\mathbf{E}} + g_{\phi\gamma}\dot{\phi}\mathbf{B} + \mathbf{J}, \quad (\text{D.1b})$$

$$\nabla \cdot \mathbf{B} = 0, \quad (\text{D.1c})$$

$$\nabla \times \mathbf{E} + \dot{\mathbf{B}} = 0; \quad (\text{D.1d})$$

where the monopole density ρ_m and the monopole current \mathbf{J}_m were replaced by zero.

From the linearisation of the equations of motion from Eq. 1.1 for a stationary and free of electric charge neutron star background in the aligned rotator approximation, the following system of equations emerges [21]

$$(\square + m_\phi^2)\phi = g_{\phi\gamma}\mathbf{E} \cdot \mathbf{B}_0, \quad (\text{D.2a})$$

$$\square\mathbf{E} + \nabla(\nabla \cdot \mathbf{E}) + \sigma\dot{\mathbf{E}} = -g_{\phi\gamma}\ddot{\phi}\mathbf{B}_0, \quad (\text{D.2b})$$

where it was introduced $\mathbf{A} \leftarrow \mathbf{A}_0 + \mathbf{A}$ in fields and densities while $\mathbf{J} = \sigma \cdot \mathbf{E}$, being σ the conductivity tensor. Note the Klein-Gordon formalism in Eq. D.2a.

E Gradient of the plasma frequency in the magnetosphere of neutron stars

In the aligned rotator limit — $\hat{m} \simeq \hat{z}$ — and on-the-spot resonance approximation — where the magnetic field presents a negligible gradient —, from Eqs. 2.1 and 2.2 we get

$$\omega_p \simeq \overbrace{\left(\frac{2e\Omega B_0 \kappa}{m_e}\right)^{1/2}}^{\xi} z^{-3/2}. \quad (\text{E.1})$$

In that form, it follows that $\frac{\partial}{\partial z}\omega_p = -3/2 z^{-5/2}\xi$. At resonance — $\omega_p = m_\phi$ — it is straightforward to obtain

$$\frac{\partial\omega_p}{\partial z} = -\frac{3}{2} \frac{m_\phi}{z_c}, \quad (\text{E.2})$$

where we have used $m_\phi = z_c^{-3/2}\xi$ from Eq. E.1.

References

- [1] S. Weinberg, *A new light boson?*, Phys. Rev. Lett. 40 (1978) 223–226. doi:10.1103/PhysRevLett.40.223.
- [2] F. Wilczek, *Problem of strong p and t invariance in the presence of instantons*, Phys. Rev. Lett. 40 (1978) 279–282. doi:10.1103/PhysRevLett.40.279.
- [3] R. D. Peccei, H. R. Quinn, *CP conservation in the presence of pseudoparticles*, Phys. Rev. Lett. 38 (1977) 1440–1443. doi:10.1103/PhysRevLett.38.1440.
- [4] PARTICLE DATA GROUP Collaboration, *Review of particle physics*, Phys. Rev. D 98 (2018) 030001. doi:10.1103/PhysRevD.98.030001.
- [5] L. Abbott, P. Sikivie, *A cosmological bound on the invisible axion*, Physics Letters B 120 (1) (1983) 133 – 136. doi:https://doi.org/10.1016/0370-2693(83)90638-X.
- [6] M. Dine, W. Fischler, *The not-so-harmless axion*, Physics Letters B 120 (1) (1983) 137 – 141. doi:https://doi.org/10.1016/0370-2693(83)90639-1.
- [7] J. Preskill, M. B. Wise, F. Wilczek, *Cosmology of the invisible axion*, Physics Letters B 120 (1) (1983) 127 – 132. doi:https://doi.org/10.1016/0370-2693(83)90637-8.
- [8] J. Pétri, “Theory of pulsar magnetosphere and wind,” J. Plasma Phys. **82** (2016) no.5, 635820502 doi:10.1017/S0022377816000763 [arXiv:1608.04895 [astro-ph.HE]].
- [9] N. Iwamoto, “Axion Emission from Neutron Stars,” Phys. Rev. Lett. **53** (1984), 1198-1201 doi:10.1103/PhysRevLett.53.1198
- [10] G. G. Raffelt, “Astrophysical axion bounds diminished by screening effects,” Phys. Rev. D **33** (1986), 897 doi:10.1103/PhysRevD.33.897
- [11] D. E. Morris, “Axion mass limits may be improved by pulsar x-ray measurements,” Phys. Rev. D **34** (1986), 843 doi:10.1103/PhysRevD.34.843
- [12] G. Raffelt and L. Stodolsky, “Mixing of the Photon with Low Mass Particles,” Phys. Rev. D **37** (1988), 1237 doi:10.1103/PhysRevD.37.1237
- [13] G. G. Raffelt, “Plasmon Decay Into Low Mass Bosons in Stars,” Phys. Rev. D **37** (1988), 1356 doi:10.1103/PhysRevD.37.1356
- [14] M. Yoshimura, “Resonant axion-photon conversion in magnetized plasma,” Phys. Rev. D **37** (1988), 2039 doi:10.1103/PhysRevD.37.2039
- [15] D. Lai and J. Heyl, “Probing Axions with Radiation from Magnetic Stars,” Phys. Rev. D **74** (2006), 123003 doi:10.1103/PhysRevD.74.123003 [arXiv:astro-ph/0609775 [astro-ph]].

- [16] S. J. Witte, D. Noordhuis, T. D. P. Edwards and C. Weniger, “Axion-photon conversion in neutron star magnetospheres: The role of the plasma in the Goldreich-Julian model,” *Phys. Rev. D* **104** (2021) no.10, 103030 doi:10.1103/PhysRevD.104.103030 [arXiv:2104.07670 [hep-ph]].
- [17] F. P. Huang, K. Kadota, T. Sekiguchi and H. Tashiro, “Radio telescope search for the resonant conversion of cold dark matter axions from the magnetized astrophysical sources,” *Phys. Rev. D* **97** (2018) no.12, 123001 doi:10.1103/PhysRevD.97.123001 [arXiv:1803.08230 [hep-ph]].
- [18] A. Hook, Y. Kahn, B. R. Safdi and Z. Sun, “Radio Signals from Axion Dark Matter Conversion in Neutron Star Magnetospheres,” *Phys. Rev. Lett.* **121** (2018) no.24, 241102 doi:10.1103/PhysRevLett.121.241102 [arXiv:1804.03145 [hep-ph]].
- [19] B. R. Safdi, Z. Sun and A. Y. Chen, “Detecting Axion Dark Matter with Radio Lines from Neutron Star Populations,” *Phys. Rev. D* **99** (2019) no.12, 123021 doi:10.1103/PhysRevD.99.123021 [arXiv:1811.01020 [astro-ph.CO]].
- [20] M. Leroy, M. Chianese, T. D. P. Edwards and C. Weniger, “Radio Signal of Axion-Photon Conversion in Neutron Stars: A Ray Tracing Analysis,” *Phys. Rev. D* **101** (2020) no.12, 123003 doi:10.1103/PhysRevD.101.123003 [arXiv:1912.08815 [hep-ph]].
- [21] R. A. Battye, B. Garbrecht, J. I. McDonald, F. Pace and S. Srinivasan, “Dark matter axion detection in the radio/mm-waveband,” *Phys. Rev. D* **102** (2020) no.2, 023504 doi:10.1103/PhysRevD.102.023504 [arXiv:1910.11907 [astro-ph.CO]].
- [22] A. Iwazaki, “Axion stars and fast radio bursts,” *Phys. Rev. D* **91** (2015) no.2, 023008 doi:10.1103/PhysRevD.91.023008 [arXiv:1410.4323 [hep-ph]].
- [23] Y. Bai and Y. Hamada, *Phys. Lett. B* **781** (2018), 187-194 doi:10.1016/j.physletb.2018.03.070 [arXiv:1709.10516 [astro-ph.HE]].
- [24] J. H. Buckley, P. S. B. Dev, F. Ferrer and F. P. Huang, “Fast radio bursts from axion stars moving through pulsar magnetospheres,” *Phys. Rev. D* **103** (2021) no.4, 043015 doi:10.1103/PhysRevD.103.043015 [arXiv:2004.06486 [astro-ph.HE]].
- [25] R. Perna, W. C. G. Ho, L. Verde, M. van Adelsberg and R. Jimenez, “Signatures of photon-axion conversion in the thermal spectra and polarization of neutron stars,” *Astrophys. J.* **748** (2012), 116 doi:10.1088/0004-637X/748/2/116 [arXiv:1201.5390 [astro-ph.HE]].
- [26] A. Zhuravlev, S. Popov and M. Pshirkov, “Photon-axion mixing in thermal emission of isolated neutron stars,” *Phys. Lett. B* **821** (2021), 136615 doi:10.1016/j.physletb.2021.136615 [arXiv:2109.04077 [astro-ph.HE]].
- [27] A. Prabhu, “Axion production in pulsar magnetosphere gaps,” *Phys. Rev. D* **104** (2021) no.5, 055038 doi:10.1103/PhysRevD.104.055038 [arXiv:2104.14569 [hep-ph]].
- [28] B. Garbrecht and J. I. McDonald, “Axion configurations around pulsars,” *JCAP* **07** (2018), 044 doi:10.1088/1475-7516/2018/07/044 [arXiv:1804.04224 [astro-ph.CO]].
- [29] R. C. Duncan and C. Thompson, “Formation of very strongly magnetized neutron stars - implications for gamma-ray bursts,” *Astrophys. J. Lett.* **392** (1992), L9 doi:10.1086/186413
- [30] V. M. Kaspi and A. Beloborodov, “Magnetars,” *Ann. Rev. Astron. Astrophys.* **55** (2017), 261-301 doi:10.1146/annurev-astro-081915-023329 [arXiv:1703.00068 [astro-ph.HE]].
- [31] R. Turolla, S. Zane and A. Watts, “Magnetars: the physics behind observations. A review,” *Rept. Prog. Phys.* **78** (2015) no.11, 116901 doi:10.1088/0034-4885/78/11/116901 [arXiv:1507.02924 [astro-ph.HE]].
- [32] Servillat M., Heinke C. O., Ho W. C. G., Grindlay J. E., Hong J., van den Berg M., Bogdanov S., “Neutron star atmosphere composition: the quiescent, low-mass X-ray binary in the globular cluster M28,” *MNRAS*, **423**, 1556. doi:10.1111/j.1365-2966.2012.20976.x

- [33] A. Hewish, S. J. Bell, J. D. H. Pilkington, P. F. Scott and R. A. Collins, “Observation of a rapidly pulsating radio source,” *Nature* **217** (1968), 709-713 doi:10.1038/217709a0
- [34] Słowikowska A., Kanbach G., Kramer M., Stefanescu A., *MNRAS*, **397** (2009), 103 doi:10.1111/j.1365-2966.2009.14935.x
- [35] A. K. Harding and A. G. Muslimov, “Particle acceleration zones above pulsar polar caps: electron and positron pair formation fronts,” *Astrophys. J.* **508** (1998), 328 doi:10.1086/306394 [arXiv:astro-ph/9805132 [astro-ph]].
- [36] Ruderman M. A., Sutherland P. G., “Theory of pulsars: polar gaps, sparks, and coherent microwave radiation,” *ApJ*, **196** (1975), 51-72 doi:10.1086/153393
- [37] Arons J., Scharlemann E. T., “Pair formation above pulsar polar caps: structure of the low altitude acceleration zone,” *ApJ*, **231** (1979), 854-879 doi:10.1086/157250
- [38] Kramer M., Xilouris K. M., Jessner A., Lorimer D. R., Wielebinski R., Lyne A. G., “Origin of pulsar radio emission. I. High frequency data,” *A&A* **322** (1997), 846-856
- [39] Goldreich P., Julian W. H., “Pulsar Electrodynamics,” *ApJ*, **157** (1969), 869 doi:10.1086/150119
- [40] Zhang B., Harding A. K., “Full Polar Cap Cascade Scenario: Gamma-Ray and X-Ray Luminosities from Spin-powered Pulsars,” *ApJ*, **532** (2000), 1150. doi:10.1086/308598
- [41] A. Jessner, H. Lesch and T. Kunzl, “Charge Densities above Pulsar Polar Caps,” *ApJ*, **547** (2001), 959-966 doi:10.1086/318379
- [42] J. A. Eilek and T. H. Hankins, “Radio Emission Physics in the Crab Pulsar,” *J. Plasma Phys.* **82** (2016), 036302 doi:10.1017/S002237781600043X [arXiv:1604.02472 [astro-ph.HE]].
- [43] C. Guépin, B. Cerutti and K. Kotera, “Proton acceleration in pulsar magnetospheres,” *Astron. Astrophys.* **635** (2020), A138 doi:10.1051/0004-6361/201936816 [arXiv:1910.11387 [astro-ph.HE]].
- [44] P. Torne, R. P. Eatough, R. Karuppusamy, M. Kramer, G. Paubert, B. Klein, G. Desvignes, D. J. Champion, H. Wiesemeyer and C. Kramer, *et al.* “Simultaneous multifrequency radio observations of the Galactic Centre magnetar SGR J1745–2900,” *Mon. Not. Roy. Astron. Soc.* **451** (2015) no.1, L50-L54 doi:10.1093/mnras/slv063 [arXiv:1504.07241 [astro-ph.HE]].
- [45] O. Maron, J. Kijak, M. Kramer and R. Wielebinski, “Pulsar spectra of radio emission,” *Astron. Astrophys. Suppl. Ser.* **147** (2000), 195 doi:10.1051/aas:2000298 [arXiv:astro-ph/0010233 [astro-ph]].
- [46] F. Jankowski, W. van Straten, E. F. Keane, M. Bailes, E. Barr, S. Johnston and M. Kerr, “Spectral properties of 441 radio pulsars,” *Mon. Not. Roy. Astron. Soc.* **473** (2018) no.4, 4436-4458 doi:10.1093/mnras/stx2476 [arXiv:1709.08864 [astro-ph.HE]].
- [47] S. D. Bates, D. R. Lorimer and J. P. W. Verbiest, “The pulsar spectral index distribution,” *Mon. Not. Roy. Astron. Soc.* **431** (2013), 1352 doi:10.1093/mnras/stt257 [arXiv:1302.2053 [astro-ph.SR]].
- [48] T. Murphy, D. L. Kaplan, M. E. Bell, J. R. Callingham, S. Croft, S. Johnston, D. Dobie, A. Zic, J. Hughes and C. Lynch, *et al.* “Low frequency spectral energy distributions of radio pulsars detected with the Murchison Widefield Array,” *Publ. Astron. Soc. Austral.* **34** (2017), e020 doi:10.1017/pasa.2017.13 [arXiv:1704.00027 [astro-ph.HE]].
- [49] B. Cerutti, G. R. Werner, D. A. Uzdensky and M. C. Begelman, “Three-dimensional relativistic pair plasma reconnection with radiative feedback in the Crab Nebula,” *Astrophys. J.* **782** (2014), 104 doi:10.1088/0004-637X/782/2/104 [arXiv:1311.2605 [astro-ph.HE]].
- [50] O. Kargaltsev, B. Cerutti, Y. Lyubarsky and E. Striani, “Pulsar-Wind Nebulae: Recent Progress in Observations and Theory,” *Space Sci. Rev.* **191** (2015) no.1-4, 391-439 doi:10.1007/s11214-015-0171-x [arXiv:1507.03662 [astro-ph.HE]].

- [51] F. Camilo, J. Reynolds, S. Johnston, J. P. Halpern and S. M. Ransom, “The magnetar 1E 1547.0-5408: radio spectrum, polarimetry, and timing,” *Astrophys. J.* **679** (2008), 681 doi:10.1086/587054 [arXiv:0802.0494 [astro-ph]].
- [52] Y. Maan, B. C. Joshi, M. P. Surnis, M. Bagchi and P. K. Manoharan, “Distinct Properties of the Radio Burst Emission from the Magnetar XTE J1810–197,” *Astrophys. J. Lett.* **882** (2019) no.1, L9 doi:10.3847/2041-8213/ab3a47 [arXiv:1908.04304 [astro-ph.HE]].
- [53] N. Rea, R. Turolla, S. Zane, A. Tramacere, L. Stella and G. Israel, “Spectral modelling of the high energy emission of the magnetar 4U 0142+614,” *Astrophys. J. Lett.* **661** (2007), L65 doi:10.1086/518434 [arXiv:astro-ph/0703128 [astro-ph]].
- [54] S. Mereghetti, J. Pons and A. Melatos, “Magnetars: Properties, Origin and Evolution,” *Space Sci. Rev.* **191** (2015) no.1-4, 315-338 doi:10.1007/s11214-015-0146-y [arXiv:1503.06313 [astro-ph.HE]].
- [55] M. S. Jackson and J. P. Halpern, “A refined ephemeris and phase resolved x-ray spectroscopy of the geminga pulsar,” *Astrophys. J.* **633** (2005), 1114-1125 doi:10.1086/491615 [arXiv:astro-ph/0509038 [astro-ph]].
- [56] M. Forot, P. Laurent, I. A. Grenier, C. Gouiffes and F. Lebrun, “Polarization of the Crab pulsar and nebula as observed by the Integral/IBIS telescope,” *Astrophys. J. Lett.* **688** (2008), L29 doi:10.1086/593974 [arXiv:0809.1292 [astro-ph]].
- [57] J. Petri and J. G. Kirk, “Polarization of high-energy pulsar radiation in the striped wind model,” *Astrophys. J. Lett.* **627** (2005), L37-L40 doi:10.1086/431973 [arXiv:astro-ph/0505427 [astro-ph]].
- [58] Beskin V. S., Gurevich A. V., Istomin Y. N., “Physics of the pulsar magnetosphere,” Cambridge, New York: Cambridge University Press, 1993.
- [59] Landau L. D., “Zur Theorie der Energieubertragung II,” *Z. Sowjetunion* **2** (1932), 46-51
- [60] Zener C., “Non-Adiabatic Crossing of Energy Levels,” *RSPSA* **137** (1932), 696 doi:10.1098/rspa.1932.0165
- [61] Stueckelberg E. C. G., “Theorie der unelastischen Stösse zwischen Atomen,” *Helvetica Physica Acta* **5** (1932), 369
- [62] Majorana E., *NCim*, **9** (1932), 43 doi:10.1007/BF02960953
- [63] Q. Giraud and J. Pétri “Radio and high-energy emission of pulsars revealed by general relativity,” *A&A*, **639** (2020), A75 DOI: <https://doi.org/10.1051/0004-6361/202037979>
- [64] P. Sikivie, *Experimental tests of the "invisible" axion*, *Phys. Rev. Lett.* **51** (1983) 1415–1417. doi:10.1103/PhysRevLett.51.1415.
- [65] K. Van Bibber, N. R. Dagdeviren, S. E. Koonin, A. Kerman and H. N. Nelson, “Proposed experiment to produce and detect light pseudoscalars,” *Phys. Rev. Lett.* **59** (1987), 759-762 doi:10.1103/PhysRevLett.59.759
- [66] R. Ballou, G. Deferne, M. Finger, M. Finger, L. Flekova, J. Hosek, S. Kunc, K. Macuchova, K. A. Meissner, P. Pugnati, M. Schott, A. Siemko, M. Slunicka, M. Sulc, C. Weinsheimer, J. Zicha, “New exclusion limits on scalar and pseudoscalar axionlike particles from light shining through a wall”, *Phys. Rev. D* **92** (2015) 092002. doi:10.1103/PhysRevD.92.092002.
- [67] K. Ehret, M. Frede, S. Ghazaryan, M. Hildebrandt, E. Knabbe, D. Kracht, A. Lindner, J. List, T. Meier, N. Meyer, D. Notz, J. Redondo, A. Ringwald, G. Wiedemann and B. Willke, *New ALPS Results on Hidden-Sector Lightweights*, *Phys. Lett. B* **689** (2010), 149-155 doi:10.1016/j.physletb.2010.04.066 [arXiv:1004.1313 [hep-ex]].
- [68] T. Kunzl, H. Lesch, A. Jessner and A. von Hoensbroech, “On pair production in the crab

- pulsar,” *Astrophys. J. Lett.* **505** (1998), L139 doi:10.1086/311610 [arXiv:astro-ph/9808047 [astro-ph]].
- [69] D. B. Melrose, M. Z. Rafat and A. Mastrano, “Pulsar radio emission mechanisms: a critique,” *Mon. Not. Roy. Astron. Soc.* **500** (2020) no.4, 4530-4548 doi:10.1093/mnras/staa3324 [arXiv:2006.15243 [astro-ph.HE]].
- [70] T. H. Hankins, J. A. Eilek and G. Jones, “The Crab Pulsar at Centimeter Wavelengths II: Single Pulses,” *Astrophys. J.* **833** (2016) no.1, 47 doi:10.3847/1538-4357/833/1/47 [arXiv:1608.08881 [astro-ph.HE]].
- [71] J. E. Kim, *Weak-interaction singlet and strong CP invariance*, *Phys. Rev. Lett.* **43** (1979) 103–107. doi:10.1103/PhysRevLett.43.103.
- [72] M. Shifman, A. Vainshtein, V. Zakharov, *Can confinement ensure natural cp invariance of strong interactions?*, *Nuclear Physics B* **166** (3) (1980) 493 – 506. doi:https://doi.org/10.1016/0550-3213(80)90209-6.
- [73] R. A. Battye, B. Garbrecht, J. I. McDonald and S. Srinivasan, “Radio line properties of axion dark matter conversion in neutron stars,” *JHEP* **09** (2021), 105 doi:10.1007/JHEP09(2021)105 [arXiv:2104.08290 [hep-ph]].
- [74] A. J. Millar, S. Baum, M. Lawson and M. C. D. Marsh, “Axion-photon conversion in strongly magnetised plasmas,” *JCAP* **11** (2021), 013 doi:10.1088/1475-7516/2021/11/013 [arXiv:2107.07399 [hep-ph]].
- [75] J. F. Fortin and K. Sinha, “Constraining Axion-Like-Particles with Hard X-ray Emission from Magnetars,” *JHEP* **06** (2018), 048 doi:10.1007/JHEP06(2018)048 [arXiv:1804.01992 [hep-ph]].
- [76] J. W. Foster, Y. Kahn, O. Macias, Z. Sun, R. P. Eatough, V. I. Kondratiev, W. M. Peters, C. Weniger and B. R. Safdi, *Phys. Rev. Lett.* **125** (2020) no.17, 171301 doi:10.1103/PhysRevLett.125.171301 [arXiv:2004.00011 [astro-ph.CO]].
- [77] J. Darling, *Astrophys. J. Lett.* **900** (2020) no.2, L28 doi:10.3847/2041-8213/abb23f [arXiv:2008.11188 [astro-ph.CO]].
- [78] J. Darling, *Phys. Rev. Lett.* **125** (2020) no.12, 121103 doi:10.1103/PhysRevLett.125.121103 [arXiv:2008.01877 [astro-ph.CO]].
- [79] V. Anastassopoulos *et al.* [CAST], *Nature Phys.* **13** (2017), 584-590 doi:10.1038/nphys4109 [arXiv:1705.02290 [hep-ex]].
- [80] van Bibber K, McIntyre, P. M., Morris, D. E., & Raffelt, “Design for a practical laboratory detector for solar axions”, *Phys. Lett. D* **39** (1989), 2089-2099 doi:10.1103/PhysRevD.39.2089
- [81] J. De Miguel, “A dark matter telescope probing the 6 to 60 GHz band,” *JCAP* **04** (2021), 075 doi:10.1088/1475-7516/2021/04/075 [arXiv:2003.06874 [physics.ins-det]].
- [82] A. Jessner, A. Slowikowska, B. Klein, H. Lesch, C. H. Jaroschek, G. Kanbach and T. H. Hankins, “Giant radio pulses from the Crab pulsar,” *Adv. Space Res.* **35** (2005), 1166-1171 doi:10.1016/j.asr.2005.01.091 [arXiv:astro-ph/0410003 [astro-ph]].
- [83] R. Karuppusamy, B. W. Stappers and W. van Straten, “Giant pulses from the Crab pulsar: A wide-band study,” *Astron. Astrophys.* **515** (2010), A36 doi:10.1051/0004-6361/200913729 [arXiv:1004.2803 [astro-ph.GA]].
- [84] J. M. Cordes, N. D. R. Bhat, T. H. Hankins, M. A. McLaughlin and J. Kern, “The brightest pulses in the universe: multifrequency observations of the crab pulsar’s giant pulses,” *Astrophys. J.* **612** (2004), 375-388 doi:10.1086/422495 [arXiv:astro-ph/0304495 [astro-ph]].
- [85] S. Mereghetti, D. Gotz, G. Weidenspointner, A. von Kienlin, P. Esposito, A. Tiengo, G. Vianello, G. L. Israel, L. Stella and R. Turolla, *et al.* “Strong bursts from the anomalous

X-ray pulsar 1E 1547.0-5408 observed with the INTEGRAL/SPI Anti-Coincidence Shield,” *Astrophys. J. Lett.* **696** (2009), L74-L78 doi:10.1088/0004-637X/696/1/L74 [arXiv:0903.1974 [astro-ph.HE]].

- [86] S. Mereghetti, D. Gotz, A. von Kienlin, A. Rau, G. Lichti, G. Weidenspointner and P. Jean, “The First giant flare from SGR 1806-20: Observations with the INTEGRAL SPI anti-coincidence shield,” *Astrophys. J. Lett.* **624** (2005), L105-L108 doi:10.1086/430669 [arXiv:astro-ph/0502577 [astro-ph]].
- [87] K. Hurley, S. E. Boggs, D. M. Smith, R. C. Duncan, R. Lin, A. Zoglauer, S. Krucker, G. Hurford, H. Hudson and C. Wigger, *et al.* “A Tremendous flare from SGR1806-20 with implications for short-duration gamma-ray bursts,” *Nature* **434** (2005), 1098-1103 doi:10.1038/nature03519 [arXiv:astro-ph/0502329 [astro-ph]].
- [88] S. E. Boggs, A. Zoglauer, E. Bellm, K. Hurley, R. P. Lin, D. M. Smith and C. Wigger, “The Giant Flare of December 27, 2004 from SGR 1806-20,” *Astrophys. J.* **661** (2007), 458-467 doi:10.1086/516732 [arXiv:astro-ph/0611318 [astro-ph]].
- [89] O. J. Roberts, P. Veres, M. G. Baring, M. S. Briggs, C. Kouveliotou, E. Bissaldi, G. Younes, S. I. Chastain, J. J. DeLaunay and D. Huppenkothen, *et al.* “Rapid spectral variability of a giant flare from a magnetar in NGC 253,” *Nature* **589** (2021) no.7841, 207-210 doi:10.1038/s41586-020-03077-8 [arXiv:2101.05146 [astro-ph.HE]].
- [90] J. De Miguel and C. Otani, [arXiv:2201.04059 [astro-ph.HE]].
- [91] Pacholczyk A. G., “Radio astrophysics. Nonthermal processes in galactic and extragalactic sources,” W.H.Freeman & Co Ltd. (1970), 0716703297.
- [92] F. Wilczek, “Two applications of axion electrodynamics,” *Phys. Rev. Lett.* **58** (1987) no. 18, 799-1802. doi: 10.1103/PhysRevLett.58.1799