

Sparse Graph Learning Under Laplacian-Related Constraints

Jitendra K. Tugnait

Abstract—We consider the problem of learning a sparse undirected graph underlying a given set of multivariate data. We focus on graph Laplacian-related constraints on the sparse precision matrix that encodes conditional dependence between the random variables associated with the graph nodes. Under these constraints the off-diagonal elements of the precision matrix are non-positive (total positivity), and the precision matrix may not be full-rank. We investigate modifications to widely used penalized log-likelihood approaches to enforce total positivity but not the Laplacian structure. The graph Laplacian can then be extracted from the off-diagonal precision matrix. An alternating direction method of multipliers (ADMM) algorithm is presented and analyzed for constrained optimization under Laplacian-related constraints and lasso as well as adaptive lasso penalties. Numerical results based on synthetic data show that the proposed constrained adaptive lasso approach significantly outperforms existing Laplacian-based approaches. We also evaluate our approach on real financial data.

Index Terms—Sparse graph learning; graph estimation; graph Laplacian; undirected graph; inverse covariance estimation.

I. INTRODUCTION

Graphical models provide a powerful tool for analyzing multivariate data [9], [23]. In a statistical graphical model, the conditional statistical dependency structure among p random variables x_1, x_2, \dots, x_p , ($\mathbf{x} = [x_1 \ x_2 \ \dots \ x_p]^\top$), is represented using an undirected graph where there is no edge between nodes i and j iff random variables x_i and x_j associated with these two nodes, are conditionally independent. The precision matrix Ω of \mathbf{x} encodes this conditional dependence. Such models for \mathbf{x} have been extensively studied where a focus has been to estimate Ω . Given n samples of \mathbf{x} , in *high-dimensional settings*, one estimates Ω under some sparsity constraints; see [1], [7], [12], [14], [22], [25], [26], [28], [29], [34], [35].

More recently, several authors have considered Gaussian graphical models under the constraint that the distribution is multivariate totally positive of order 2 (MTP₂), or equivalently, that all partial correlations are non-negative (see [24], [38] and references therein). Such models are also known as attractive Gaussian random fields [36]. Note that a Gaussian distribution is MTP₂ if and only if its precision matrix Ω is an M-matrix, i.e., $\Omega_{ij} \leq 0$ for all $i \neq j$ [19]. As discussed in [38], MTP₂ is a strong form of positive dependence, which is relevant for modeling in various applications. A large majority of the prior work does not impose total positivity.

Graphical models have also been inferred from consideration other than statistical [9]. One class of graphical models are based on signal smoothness [8], [9], [15], [16] where graph learning from data becomes equivalent to estimation of the graph Laplacian matrix [9], [15]. The graph Laplacian is positive semi-definite with non-positive off-diagonal entries, hence, can be viewed as rank-deficient precision matrix for an MTP₂ Gaussian random vector. Another set of approaches are based on statistical considerations under the graph Laplacian constraint [9], [10], [20], [30], [31], [40] where Laplacian L (or a generalized version) plays the role of the precision matrix Ω . Thus, under Gaussian distribution we have an MTP₂ model. A key contribution of [40] has been to show that under convex lasso (ℓ_1) penalty, Laplacian-constrained log-likelihood approaches do not yield sparse graphs; non-convex penalties are required; see also [41].

Graph Laplacian matrix has been extensively used for embedding, manifold learning, clustering and semi-supervised learning [2]–[4], [27], [42], [43]; see [9], [15] for further references to applications to web page categorization with graph information, etc., and [13] for graph-based transform coding where learning of the graph Laplacian plays a key role.

Recent reviews of various graph learning approaches may be found in [33] and [39]. A large variety of graph learning models and approaches exist, motivated by diverse applications in signal processing, machine learning, and other areas. In [39] existing graph learning methods are classified into four broad categories: graph signal processing based methods, matrix factorization based methods, random walk based methods, and deep learning based methods. In terms of these four categories, our approach falls in the category of graph signal processing based methods. On the other hand, [33] categorizes graph learning methods based on two graph construction steps: (1) determine the edge set \mathcal{E} (see Sec. II-A), called *E-step*, and (2) based on \mathcal{E} , determine the edge weight matrix \mathbf{W} (see Sec. II-A), called *W-step*, even though in some methods these two steps may be merged into one, or the second step may be executed first yielding \mathbf{W} which then determines \mathcal{E} . For instance, our approach yields a matrix equivalent to \mathbf{W} which then determines \mathcal{E} (see Sec. II-A).

A class of graph learning approaches are motivated by specific application tasks such as clustering and semi-supervised classification. Examples of such approaches include [17], [18] and relevant references in [33] and [39]. In such approaches an important consideration is how to incorporate prior information relevant to the intended application, in the graph model. For instance, both local and global structure information is incorporated in the model of [18], together with a rank

J.K. Tugnait is with the Department of Electrical & Computer Engineering, 200 Broun Hall, Auburn University, Auburn, AL 36849, USA. Email: tugnjak@auburn.edu.

This work was supported by the National Science Foundation under Grants CCF-1617610 and ECCS-2040536.

constraint on the graph Laplacian to reflect the number of clusters. As noted in [33], “... how to select a suitable graph construction/learning strategy in practice ... is a challenging problem without a universal solution, since it depends on many factors ...”

A. Our Contributions

We investigate modifications to widely used penalized log-likelihood approaches to enforce total positivity but not the Laplacian structure. The graph Laplacian can then be extracted from the off-diagonal precision matrix. We use log-sum penalty [6] resulting in adaptive lasso (initialized with lasso), and our approach does not require prior knowledge of the nature of the graph Laplacian (how many components, generalized or not, etc.). An alternating direction method of multipliers (ADMM) algorithm is presented for constrained optimization under total positivity. Numerical results based on synthetic data show that the proposed constrained adaptive lasso approach significantly outperforms existing Laplacian-based approaches [10], [15], [40].

B. Outline and Notation

The rest of the paper is organized as follows. In Sec. II we formulate the problem for the case where precision matrix Ω is full rank. Past related work for the two cases, Ω is full rank and Ω is rank-deficient, is discussed in Sec. II. An ADMM algorithm is presented in Sec. III to optimize the proposed cost function and a pseudocode for the ADMM algorithm is given in Algorithm 1. In Sec. IV we analyze consistency (Theorem 1) and sparsistency (Theorem 2) of the proposed approach. Numerical results based on synthetic as well as real data are presented in Sec. V to illustrate the proposed approach. Proofs of Theorems 1 and 2 are given in the two appendices.

We use $S \succeq 0$ and $S \succ 0$ to denote that the symmetric matrix S is positive semi-definite and positive definite, respectively. The set of real numbers is denoted by \mathbb{R} . For a set V , $|V|$ or $\text{card}(V)$ denotes its cardinality, i.e., the number of elements in V . Given $A \in \mathbb{R}^{p \times p}$, we use $\phi_{\min}(A)$, $\phi_{\max}(A)$, $|A|$ and $\text{tr}(A)$ to denote the minimum eigenvalue, maximum eigenvalue, determinant and trace of A , respectively, and A^\dagger to denote its pseudo-inverse. For $B \in \mathbb{R}^{p \times q}$, we define its operator norm, the Frobenius norm and the vectorized ℓ_1 norm, respectively, as $\|B\| = \sqrt{\phi_{\max}(B^\top B)}$, $\|B\|_F = \sqrt{\text{tr}(B^\top B)}$ and $\|B\|_1 = \sum_{i,j} |B_{ij}|$, where B_{ij} is the (i, j) -th element of B (also denoted by $[B]_{ij}$). Given $A \in \mathbb{R}^{p \times p}$, $A^+ = \text{diag}(A)$ is a diagonal matrix with the same diagonal as A , and $A^- = A - A^+$ is A with all its diagonal elements set to zero. The symbol \otimes denotes the matrix Kronecker product and $\mathbf{1}_A$ denotes the indicator function (which equals 1 if A is true, else 0). For $\mathbf{y}_n, \mathbf{x}_n \in \mathbb{R}^p$, $\mathbf{y}_n \asymp \mathbf{x}_n$ means that $\mathbf{y}_n = \mathcal{O}(\mathbf{x}_n)$ and $\mathbf{x}_n = \mathcal{O}(\mathbf{y}_n)$, where the latter means there exists $0 < M < \infty$ such that $\|\mathbf{x}_n\| \leq M\|\mathbf{y}_n\| \forall n \geq 1$. The notation $\mathbf{y}_n = \mathcal{O}_P(\mathbf{x}_n)$ for random vectors $\mathbf{y}_n, \mathbf{x}_n \in \mathbb{R}^p$ means that for any $\varepsilon > 0$, there exists $0 < M < \infty$ such that $P(\|\mathbf{y}_n\| \leq M\|\mathbf{x}_n\|) \geq 1 - \varepsilon \forall n \geq 1$.

II. PROBLEM FORMULATION AND RELATED WORK

In this section we formulate the problem for the case where precision matrix Ω is full rank, but later in simulations, we apply it to rank-deficient Ω also. Past related work for the two cases, Ω is full rank and Ω is rank-deficient, is also discussed.

A. Graphical Models and Graph Laplacians

An undirected simple weighted graph is denoted $\mathcal{G} = (V, \mathcal{E}, \mathbf{W})$ where $V = \{1, 2, \dots, p\} = [p]$ is the set of p nodes, $\mathcal{E} \subseteq [p] \times [p]$ is the set of undirected edges, and $\mathbf{W} = \mathbf{W}^\top \in \mathbb{R}^{p \times p}$ stores the non-negative weights $W_{ij} \geq 0$ associated with the undirected edges. If $W_{ij} > 0$, then edge $\{i, j\} \in \mathcal{E}$, otherwise edge $\{i, j\} \notin \mathcal{E}$. In a simple graph there are no self-loops or multiple edges, so \mathcal{E} consists of distinct pairs $\{i, j\}$, $i \neq j$ and $W_{ii} = 0$. In graphical models of data variables $\mathbf{x} \in \mathbb{R}^p$, a weighted graph $\mathcal{G} = (V, \mathcal{E}, \mathbf{W})$ (or unweighted $\mathcal{G} = (V, \mathcal{E})$) with $|V| = p$ is used to capture relationships between the p variables x_i 's [9], [23]. If $\{i, j\} \in \mathcal{E}$, then x_i and x_j are related in some sense, with higher W_{ij} indicating stronger similarity or dependence. A statistical graphical model \mathcal{G} is a conditional independence graph (CIG) where $\{i, j\} \notin \mathcal{E}$ iff x_i and x_j are conditionally independent. In particular, Gaussian graphical models (GGMs) are CIGs where \mathbf{x} is multivariate Gaussian. Suppose \mathbf{x} has positive semi-definite covariance matrix Σ with precision matrix $\Omega = \Sigma^\dagger$. Then Ω_{ij} , the (i, j) -th element of Ω , is zero iff x_i and x_j are conditionally independent.

The (combinatorial) graph Laplacian of $\mathcal{G} = (V, \mathcal{E}, \mathbf{W})$ is defined as $\mathbf{L} = \mathbf{D} - \mathbf{W}$ where \mathbf{D} is the diagonal weighted degree matrix with $D_{ii} = \sum_{j=1}^p W_{ij}$. This makes $\text{rank}(\mathbf{L}) < p$ and off-diagonal elements $L_{ij} = -W_{ij} \leq 0$ for $i \neq j$. A generalized graph Laplacian is defined as $\mathbf{L}_g = \mathbf{L} + \mathbf{V}$ where \mathbf{V} is diagonal [10]. If all diagonal elements are \mathbf{V} are strictly positive, then \mathbf{L}_g is positive-definite. There has been considerable recent interest in GGMs where one takes $\Omega = \mathbf{L}$ ([10], [20], [40]), or $\Omega = \mathbf{L}_g \succ \mathbf{0}$ ([10], [21], [30], [31], [36]–[38]). Both cases result in $\Omega_{ij} \leq 0$ for $i \neq j$, and this model is addressed in this paper. Our objective is determine \mathcal{E} and $\mathbf{L} = \mathbf{D} - \mathbf{W}$ for both cases. We estimate Ω as $\hat{\Omega}$ under the constraint $\Omega_{ij} \leq 0$ for $i \neq j$, and then set $\hat{\mathbf{W}} = -\Omega^-$ and $\hat{\mathbf{L}} = \hat{\mathbf{D}} - \hat{\mathbf{W}}$.

B. Full-Rank Precision Matrix Under Total Positivity

Suppose we are given n i.i.d. observations $\{\mathbf{x}(t)\}_{t=1}^n$, $\mathbf{x} \in \mathbb{R}^p$, where \mathbf{x} is zero-mean Gaussian with covariance Σ and precision matrix Ω . In graphical lasso [14], with $\hat{\Sigma} = \frac{1}{n} \sum_{t=1}^n \mathbf{x}(t)\mathbf{x}^\top(t)$, one seeks Ω to yield $\min_{\Omega \succ \mathbf{0}} f_L(\Omega)$ where

$$f_L(\Omega) = \text{tr}(\Omega \hat{\Sigma}) - \ln(|\Omega|) + \lambda \|\Omega^-\|_1, \quad (1)$$

$\lambda \|\Omega^-\|_1 = \lambda \sum_{i \neq j} |\Omega_{ij}|$ is the lasso penalty with $\lambda > 0$. In this paper we investigate approaches for the case where we have an additional constraint $\Omega \in \mathcal{V}_p$ where \mathcal{V}_p is the space of all $p \times p$ matrices \mathbf{V} that are symmetric with non-positive off-diagonal elements

$$\mathcal{V}_p = \left\{ \mathbf{V} \in \mathbb{R}^{p \times p} : \mathbf{V} = \mathbf{V}^\top, V_{ij} \leq 0, i \neq j \right\}. \quad (2)$$

The convex penalty $\lambda \|\Omega^-\|_1$ in (1) is replaced with the nonconvex log-sum penalty (LSP) $\sum_{i \neq j} P_\lambda(\Omega_{ij})$ motivated by [6] (and [44]), defined as (ϵ is small)

$$P_\lambda(\theta) = \lambda \ln(1 + |\theta|/\epsilon), \quad \epsilon > 0. \quad (3)$$

That is, replace (1) with (4)

$$f_{LSP}(\Omega) = \text{tr}(\Omega \hat{\Sigma}) - \ln(|\Omega|) + \lambda \sum_{i \neq j} \ln(1 + |\Omega_{ij}|/\epsilon), \quad (4)$$

and seek solution to

$$\min_{\Omega \succ 0, \Omega \in \mathcal{V}_p} f_{LSP}(\Omega). \quad (5)$$

As for the SCAD (smoothly clipped absolute deviation) penalty in [22], we solve the nonconvex problem (5) iteratively, where in each iteration, the problem is convex. Using $\partial P_\lambda(|\theta|)/\partial |\theta| = \lambda/(|\theta| + \epsilon)$, a local linear approximation to $P_\lambda(|\theta|)$ around θ_0 yields a symmetric linear function

$$P_\lambda(|\theta|) \approx P_\lambda(|\theta_0|) + \frac{\lambda}{|\theta_0| + \epsilon} (|\theta| - |\theta_0|). \quad (6)$$

With θ_0 fixed, we need to consider only the term dependent upon θ for optimization w.r.t. θ :

$$P_\lambda(|\theta|) \rightarrow \frac{\lambda}{|\theta_0| + \epsilon} |\theta|. \quad (7)$$

Suppose we have a “good” initial solution $\bar{\Omega}$ to the problem (from e.g., using lasso $f_L(\Omega)$ instead of $f_{LSP}(\Omega)$). Then, given $\bar{\Omega}$, using the local linear approximation to $P_\lambda(\Omega_{ij})$ as in (7), after ignoring terms dependent upon $\bar{\Omega}$, we have

$$f_{LSP}(\Omega) \propto \text{tr}(\Omega \hat{\Sigma}) - \ln(|\Omega|) + \sum_{i \neq j} \lambda_{ij} |\Omega_{ij}|, \quad (8)$$

$$\lambda_{ij} = \frac{\lambda}{|\bar{\Omega}_{ij}| + \epsilon}. \quad (9)$$

Therefore, in the next iteration we seek

$$\hat{\Omega} = \min_{\Omega \succ 0, \Omega \in \mathcal{V}_p} \left\{ \text{tr}(\Omega \hat{\Sigma}) - \ln(|\Omega|) + \sum_{i \neq j} \lambda_{ij} |\Omega_{ij}| \right\} \quad (10)$$

with λ_{ij} as in (9). This is then adaptive lasso [44]; strictly speaking, [44] has $\epsilon = 0$. If we initialize with $\bar{\Omega}_{ij} = 0$ (or some other constant) for all $i \neq j$, we obtain a lasso cost.

Since in each iteration we have a convex optimization problem, we obtain a global minimum to the linearized problem. But since the original problem (5) is nonconvex because LSP is nonconvex, overall, we are only guaranteed a local minimum of the original problem. The unconstrained lasso minimizer of $f_L(\Omega)$ specified in (1) is consistent [35] (where local consistency implies global consistency), and consistency of the constrained lasso minimizer of $f_L(\Omega)$ under the additional constraint $\Omega \in \mathcal{V}_p$ follows as in the proof of Theorem 1 in Sec. IV. Therefore, if we initialize with the constrained lasso minimizer of $f_L(\Omega)$, i.e., choose $\bar{\Omega}_{ij}$ to be constrained lasso minimizer, we should expect the local minimum of the iterative solution to the original nonconvex problem to be close to the global minimum.

C. Related work and comparisons

There are two lines of related work on statistical models: one dealing with MTP₂ models where the precision matrix is full-rank [36]–[38], and the other dealing with explicit Laplacian constraint [9], [10], [20], [40], [41]. Note that neither sparsity nor large sample size is required under MTP₂ assumption for existence of precision matrix estimate [36]. Full-rank precision matrix assumption is central to [36]–[38], whereas empirical evidence suggests that our approach does not require it. [37] deals with certain theoretical guarantees under Stein loss for precision matrix estimation. [38] does not estimate the precision matrix, only the edges. [20], [40], [41] assume single-component Laplacians (only one zero eigenvalue) as precision matrix whereas in this paper it is not required. Our approach can handle multi-component Laplacians. [20] uses some spectral constraint which we do not, while [40], [41] use non-convex penalties (SCAD and related minimax concave penalty (MCP) in [40], and MCP in [41]) while we use non-convex LSP. In our approach, replacing LSP with SCAD yielded only marginal improvements over the convex lasso constraint in our numerical results. [9], [10] use convex ℓ_1 -penalty, and as shown in [40], [41], under ℓ_1 -penalty, Laplacian-constrained log-likelihood approaches do not yield sparse graphs. A signal smoothness based approach is used in [15] who directly estimates the weight matrix \hat{W} and then constructs \hat{L} from it. We estimate $\hat{\Omega}$, then set $\hat{W} = -\hat{\Omega}^-$, and then follow [15] in setting $\hat{L} = \hat{D} - \hat{W}$.

III. ADMM SOLUTION

To solve (10) we will use alternating direction method of multipliers (ADMM) [5] after variable splitting. Using variable splitting, consider

$$\min_{\Omega \succ 0, \mathbf{V} \in \mathcal{V}_p} \left\{ \text{tr}(\hat{\Sigma} \Omega) - \ln(|\Omega|) + \sum_{i \neq j} \lambda_{ij} |V_{ij}| \right\} \quad (11)$$

$$\text{subject to } \Omega = \mathbf{V}. \quad (12)$$

The scaled augmented Lagrangian for this problem is [5]

$$L_\rho = \text{tr}(\hat{\Sigma} \Omega) - \ln(|\Omega|) + \sum_{i \neq j} \lambda_{ij} |V_{ij}| + \frac{\rho}{2} \|\mathbf{V} - \Omega + \mathbf{U}\|_F^2 \quad (13)$$

where \mathbf{U} is the dual variable, and $\rho > 0$ is the penalty parameter. Given the results $\Omega^{(k)}, \mathbf{V}^{(k)}, \mathbf{U}^{(k)}$ of the k th iteration, in the $(k+1)$ st iteration, an ADMM algorithm executes three updates:

- (a) $\Omega^{(k+1)} \leftarrow \arg \min_{\Omega} L_a(\Omega), \quad L_a(\Omega) := \text{tr}(\hat{\Sigma} \Omega) - \ln(|\Omega|) + \frac{\rho}{2} \|\mathbf{V}^{(k)} - \Omega + \mathbf{U}^{(k)}\|_F^2$
- (b) $\mathbf{V}^{(k+1)} \leftarrow \arg \min_{\mathbf{V} \in \mathcal{V}_p} L_b(\mathbf{V}), \quad L_b(\mathbf{V}) := \sum_{i \neq j} \lambda_{ij} |V_{ij}| + \frac{\rho}{2} \|\mathbf{V} - \Omega^{(k+1)} + \mathbf{U}^{(k)}\|_F^2$
- (c) $\mathbf{U}^{(k+1)} \leftarrow \mathbf{U}^{(k)} + (\mathbf{V}^{(k+1)} - \Omega^{(k+1)})$

Solution to update (a) follows from [5, Sec. 6.5] and is given in step 5 of Algorithm 1, presented later in this section. For any $\rho > 0$, by construction, $\Omega^{(k+1)} \succ 0$. This is so even if we apply the algorithm to a problem with true $\Omega \succeq 0$.

In update (b) notice that $L_b(\mathbf{V})$ is completely separable w.r.t. each element V_{ij} . Therefore, we solve $V_{ij}^{(k+1)} \leftarrow$

$\arg \min_{V_{ij} \leq 0, i \neq j} J_{ij}(V_{ij})$, where $J_{ij}(V_{ij}) := \lambda_{ij}|V_{ij}|\mathbf{1}_{i \neq j} + \frac{\rho}{2}(V_{ij} - [\Omega^{(k+1)} - \mathbf{U}^{(k)}]_{ij})^2$. We claim that the solution is given by

$$V_{ij}^{(k+1)} = \begin{cases} [\Omega^{(k+1)} - \mathbf{U}^{(k)}]_{ii} & \text{if } i = j \\ S_{neg}([\Omega^{(k+1)} - \mathbf{U}^{(k)}]_{ij}, \frac{\lambda_{ij}}{\rho}) & \text{if } i \neq j \end{cases} \quad (14)$$

where, with $(a)_+ := \max(0, a)$ and $(a)_- := \min(0, a)$,

$$S_{neg}(a, \beta) := (1 - \beta/|a|)_+ a_-$$

denotes scalar soft thresholding for negative values of a and hard thresholding for $a > 0$. When $i = j$, we need to minimize only $(V_{ij} - [\Omega^{(k+1)} - \mathbf{U}^{(k)}]_{ij})^2$ w.r.t. $V_{ii} = V_{ij}$, thus the given solution follows. For constrained optimization under $V_{ij} \leq 0$, after setting $A_{ij} = [\Omega^{(k+1)} - \mathbf{U}^{(k)}]_{ij}$, consider the Lagrangian L_v

$$L_v = \lambda|V_{ij}| + \frac{\rho}{2}(V_{ij} - A_{ij})^2 + \nu V_{ij} \quad (15)$$

where $\nu \geq 0$ is the Lagrange multiplier for the inequality constraint $V_{ij} \leq 0$. With v^* denoting an optimal solution, the KKT conditions for minimization are

$$0 \in \partial L_v = \lambda t + \rho(v^* - A_{ij}) + \nu \quad (16)$$

$$\nu v^* = 0 \quad (17)$$

$$\nu \geq 0 \quad (18)$$

$$v^* \leq 0 \quad (19)$$

where ∂L_v denotes the subdifferential of L_v at v^* and

$$t = \begin{cases} v^*/|v^*| & \text{if } v^* \neq 0 \\ \in \{u : |u| \leq 1, u \in \mathbb{R}\} & \text{if } v^* = 0 \end{cases} \quad (20)$$

When $A_{ij} > 0$, our claimed solution is $v^* = 0$. We need to check if $\nu \geq 0$ and $0 \in \partial L_v$ for some $|t| \leq 1$. The choice $t = 0$ and $\nu = \rho A_{ij} > 0$ satisfies the KKT conditions. When $A_{ij} \leq 0$, our claimed solution is the well-known soft-thresholding solution which satisfies the KKT conditions with $\nu = 0$. If $|A_{ij}| \leq \rho/\lambda$, then $v^* = 0$ and $t = \rho A_{ij}/\lambda$ satisfies the KKT conditions since $|t| \leq 1$. If $|A_{ij}| > \rho/\lambda$, then the given solution with $t = A_{ij}/|A_{ij}|$ satisfies the KKT conditions. This proves that the solution (14) minimizes $J_{ij}(V_{ij})$.

A pseudocode for the ADMM algorithm used in this paper is given in Algorithm 1 where the outer loop (indexed by k_o in lines 2, 3 and 14 of the code) refers to iterative minimization of $f_{LSP}(\Omega)$ given by (9), and the inner loop (indexed by k in lines 6-12 and 14) refers to minimization of a local linear approximation to $f_{LSP}(\Omega)$, as specified in (10). For (constrained) lasso we take $\lambda_{ij} = \lambda_0$ for all $i \neq j$ in Algorithm 1; this is outer loop iteration $k_o = 1$. In subsequent outer loop iterations, we use λ_{ij} as specified in line 14 of the code. As implemented in this paper, we run the outer loop for a fixed number of outer iterations, and we obtain excellent results with two outer iterations. One could use a stopping criterion for outer loop also.

In Algorithm 1, we use the stopping (convergence) criterion following [5, Sec. 3.3.1] and varying penalty parameter ρ following [5, Sec. 3.4.1]. The stopping criterion is based on primal and dual residuals being small where, in our

Algorithm 1 ADMM Algorithm for Constrained Lasso and Constrained Log-Sum Penalized Log-Likelihood

Input: Number of samples n , number of nodes p , data $\{\mathbf{x}(t)\}_{t=1}^n$, $\mathbf{x} \in \mathbb{R}^p$, regularization and penalty parameters λ_0 and ρ_0 , tolerances τ_{abs} and τ_{rel} , variable penalty factor μ , LSP parameter ϵ , maximum number of outer loop iterations $k_{o,max}$, maximum number of inner loop iterations $k_{i,max}$.

- 1: Calculate sample covariance $\hat{\Sigma} = \frac{1}{n} \sum_{t=1}^n \mathbf{x}(t)\mathbf{x}^\top(t)$ (after centering $\mathbf{x}(t)$).
 - 2: Initialize $\lambda_{ij} = \lambda_0$ for every $i \neq j$, $k_o = 1$.
 - 3: **while** $k_o \leq k_{o,max}$, **do**
 - 4: Initialize: $\mathbf{U}^{(0)} = \mathbf{V}^{(0)} = \mathbf{0}$, $\Omega^{(0)} = (\text{diag}(\hat{\Sigma}))^{-1}$, where $\mathbf{U}, \mathbf{V} \in \mathbb{R}^{p \times p}$, $\rho^{(0)} = \rho_0$.
 - 5: converged = FALSE, $k = 0$
 - 6: **while** converged = FALSE AND $k \leq k_{i,max}$, **do**
 - 7: Eigen-decompose $\hat{\Sigma} - \rho^{(k)}(\mathbf{V}^{(k)} + \mathbf{U}^{(k)})$ as $\hat{\Sigma} - \rho^{(k)}(\mathbf{V}^{(k)} + \mathbf{U}^{(k)}) = \mathbf{Q}\mathbf{D}\mathbf{Q}^\top$ with diagonal matrix \mathbf{D} consisting of eigenvalues and orthogonal matrix \mathbf{Q} consisting of corresponding eigenvectors. Define diagonal matrix $\tilde{\mathbf{D}}$ with ℓ th diagonal element $\tilde{D}_{\ell\ell} = (-D_{\ell\ell} + \sqrt{D_{\ell\ell}^2 + 4\rho^{(k)}})/(2\rho^{(k)})$. Set $\Omega^{(k+1)} = \mathbf{Q}\tilde{\mathbf{D}}\mathbf{Q}^\top$.
 - 8: Define thresholding operator $S_{neg}(a, \beta) := (1 - \beta/|a|)_+ a_-$ where $(a)_+ := \max(0, a)$ and $(a)_- := \min(0, a)$. The (i, j) th element of \mathbf{V} is updated as in (14):

$$V_{ij}^{(k+1)} = [\Omega^{(k+1)} - \mathbf{U}^{(k)}]_{ii} \quad \text{if } i = j,$$

$$V_{ij}^{(k+1)} = S_{neg}([\Omega^{(k+1)} - \mathbf{U}^{(k)}]_{ij}, \frac{\lambda_{ij}}{\rho^{(k)}})$$

if $i \neq j$.
 - 9: Update $\mathbf{U}^{(k+1)} = \mathbf{U}^{(k)} + (\mathbf{V}^{(k+1)} - \Omega^{(k+1)})$.
 - 10: Check convergence. Set tolerances

$$\tau_{pri} = p\tau_{abs} + \tau_{rel} \max(\|\Omega^{(k+1)}\|_F, \|\mathbf{V}^{(k+1)}\|_F)$$

$$\tau_{dual} = p\tau_{abs} + \tau_{rel} \|\mathbf{U}^{(k+1)}\|_F / \rho^{(k)}.$$

Define $d_p = \|\Omega^{(k+1)} - \mathbf{V}^{(k+1)}\|_F$, $d_d = \rho^{(k)} \|\mathbf{V}^{(k+1)} - \mathbf{V}^{(k)}\|_F$. If $(d_p \leq \tau_{pri})$ AND $(d_d \leq \tau_{dual})$, set converged = TRUE
 - 11: Update penalty parameter ρ :

$$\rho^{(k+1)} = \begin{cases} 2\rho^{(k)} & \text{if } d_p > \mu d_d \\ \rho^{(k)}/2 & \text{if } d_d > \mu d_p \\ \rho^{(k)} & \text{otherwise.} \end{cases}$$

Set $\mathbf{U}^{(k+1)} = \mathbf{U}^{(k+1)}/2$ for $d_p > \mu d_d$ and $\mathbf{U}^{(k+1)} = 2\mathbf{U}^{(k+1)}$ for $d_d > \mu d_p$.
 - 12: $k \leftarrow k + 1$
 - 13: **end while**
 - 14: $\hat{\Omega} = \Omega^{(k)}$, $k_o \leftarrow k_o + 1$, and $\lambda_{ij} = \frac{\lambda}{|\hat{\Omega}_{ij}| + \epsilon} \forall i \neq j$.
 - 15: **end while**
 - 16: If $|V_{ij}| > 0$ ($i \neq j$), assign $\{i, j\} \in \hat{\mathcal{E}}$, else $\{i, j\} \notin \hat{\mathcal{E}}$.
- Output:** $\hat{\Omega} = \Omega^{(k)}$, $\hat{\mathbf{W}} = -\hat{\Omega}^-$, $\hat{\mathbf{L}} = \hat{\mathbf{D}} - \hat{\mathbf{W}}$ and $\hat{\mathcal{E}}$
-

case, at $(k+1)$ st iteration, the primal residual is given by $\mathbf{\Omega}^{(k+1)} - \mathbf{V}^{(k+1)}$ and the dual residual by $\rho^{(k)}(\mathbf{V}^{(k+1)} - \mathbf{V}^{(k)})$. Convergence criterion is met when the norms of these residuals are below primary and dual tolerances τ_{pri} and τ_{dual} , respectively; see line 8 of Algorithm 1. In turn, τ_{pri} and τ_{dual} are chosen using an absolute and relative criterion as in line 10 of Algorithm 1 where τ_{abs} and τ_{rel} are user chosen absolute and relative tolerances, respectively. As stated in [5, Sec. 3.4.1], one may use “possibly different penalty parameters $\rho^{(k)}$ for each iteration, with the goal of improving the convergence in practice, as well as making performance less dependent on the initial choice of the penalty parameter.” Line 11 of Algorithm 1 follows typical choices given in [5, Sec. 3.4.1].

For all numerical results presented in the paper, we used $\rho_0 = 2$, $\mu = 10$, $\tau_{abs} = \tau_{rel} = 10^{-4}$, and $\epsilon = 10^{-5}$. Furthermore, we used $k_{o,max} = 2$, i.e., initialize with constrained lasso and then use one iteration of constrained adaptive lasso.

IV. THEORETICAL ANALYSIS

In this section we analyze consistency (Theorem 1) and sparsistency (Theorem 2) of the proposed approach under the assumption that $\mathbf{\Omega} \succ \mathbf{0}$; proofs are in the Appendix. For consistency we follow the method of [35] which deals with the lasso penalty. Dependence of p and λ on sample size n is explicitly denoted as p_n and λ_n , respectively.

Let $\mathbf{\Omega}_0$ denote the true $\mathbf{\Omega}$ and \mathcal{E}_0 denote the true edgeset $\{\{i, j\} : \Omega_{0ij} \neq 0, i \neq j\}$. Assume

(A1) Assume that $\text{card}(\mathcal{E}_0) = |\mathcal{E}_0| \leq s_{n0}$.

(A2) The minimum and maximum eigenvalues of $\mathbf{\Sigma}_0 = \mathbf{\Omega}_0^{-1} \succ \mathbf{0}$ satisfy $0 < \beta_{\min} \leq \phi_{\min}(\mathbf{\Sigma}_0) \leq \phi_{\max}(\mathbf{\Sigma}_0) \leq \beta_{\max} < \infty$. Here β_{\min} and β_{\max} are not functions of n .

Let $\hat{\mathbf{\Omega}}_\lambda = \arg \min_{\mathbf{\Omega} \succ \mathbf{0}, \mathbf{\Omega} \in \mathcal{V}_p} f_{LSP}(\mathbf{\Omega})$. Theorem 1 establishes local consistency of $\hat{\mathbf{\Omega}}_\lambda$, i.e., when minimizer is additionally restricted to a “small” neighborhood of $\mathbf{\Omega}_0$.

Theorem 1 (Consistency): For $\tau > 2$, let

$$C_0 = 40 \max_k (\Sigma_{0kk}) \sqrt{2(\tau + \ln(4)/\ln(p_n))}. \quad (21)$$

Given real numbers $\delta_1 \in (0, 1)$, $\delta_2 > 0$ and $C_1 > 1$, let $C_2 = 1 + C_1$, and

$$M = (1 + \delta_1)^2 (2C_2 + \delta_2) C_0 / \beta_{\min}^2, \quad (22)$$

$$r_n = \sqrt{\frac{(p_n + s_{n0}) \ln(p_n)}{n}} = o(1), \quad (23)$$

$$N_1 = 2(\ln(4) + \tau \ln(p_n)), \quad (24)$$

$$N_2 = \arg \min \left\{ n : r_n \leq \max \left(\frac{\epsilon(C_1 - 1)}{M}, \frac{\delta_1}{M\beta_{\min}} \right) \right\}. \quad (25)$$

Suppose the regularization parameter λ_n/ϵ satisfies

$$C_1 C_0 \sqrt{\frac{\ln(p_n)}{n}} \leq \frac{\lambda_n}{\epsilon} \leq C_1 C_0 \sqrt{\left(1 + \frac{p_n}{s_{n0}}\right) \frac{\ln(p_n)}{n}}. \quad (26)$$

Then if the sample size $n > \max\{N_1, N_2\}$ and assumptions (A1)-(A2) hold true, there exists a local minimizer $\hat{\mathbf{\Omega}}_\lambda$ such that

$$\|\hat{\mathbf{\Omega}}_\lambda - \mathbf{\Omega}_0\|_F \leq M r_n \quad (27)$$

with prob. greater than $1 - 1/p_n^{\tau-2}$. In terms of rate of convergence, $\|\hat{\mathbf{\Omega}}_\lambda - \mathbf{\Omega}_0\|_F = \mathcal{O}_P(r_n)$ •

Sparsistency refers to the property that all parameters that are zero are actually estimated as zero with probability tending to one, as $n \rightarrow \infty$ [22]. Theorem 2 deals with sparsistency of $\hat{\mathbf{\Omega}}_\lambda$. Its proof follows that of [22, Theorem 2] pertaining to lasso and SCAD penalties

Theorem 2 (Sparsistency): Suppose Theorem 1 holds true so that (27) holds. In addition, suppose that there exists a sequence $\eta_n \rightarrow 0$ such that $\|\hat{\mathbf{\Omega}}_\lambda - \mathbf{\Omega}_0\| = \mathcal{O}_P(\eta_n)$ and $\sqrt{\ln(p_n)/n} + \eta_n = \mathcal{O}(\lambda_n)$. Then with prob. tending to one, $\Omega_{\lambda ij} = 0$ for all $\{i, j\} \in \mathcal{E}_0^c = \{\{i, j\} : \Omega_{0ij} = 0, i \neq j\}$. •

Remark 1: For both consistency and sparsistency to be satisfied, the chosen regularization parameters λ_n 's need to be compatible. Theorem 1 imposes upper and lower bounds on the rate of λ_n and Theorem 2 specifies a lower bound. Therefore, for both consistency and sparsistency to be satisfied, we must have

$$\sqrt{\ln(p_n)/n} + \eta_n \asymp \lambda_n/\epsilon \asymp \sqrt{\left(1 + \frac{p_n}{s_{n0}}\right) \frac{\ln(p_n)}{n}}. \quad (28)$$

Its consequences depend upon η_n required to attain $\|\hat{\mathbf{\Omega}}_\lambda - \mathbf{\Omega}_0\| = \mathcal{O}_P(\eta_n)$. As discussed in [22] for lasso, we consider two cases, using the inequalities $\|\mathbf{A}\|_F/\sqrt{p_n} \leq \|\mathbf{A}\| \leq \|\mathbf{A}\|_F$ for $\mathbf{A} \in \mathbb{R}^{p_n \times p_n}$.

- Since $\|\hat{\mathbf{\Omega}}_\lambda - \mathbf{\Omega}_0\| \leq \|\hat{\mathbf{\Omega}}_\lambda - \mathbf{\Omega}_0\|_F$, in the worst case where the two have the same order, $\|\hat{\mathbf{\Omega}}_\lambda - \mathbf{\Omega}_0\| = \mathcal{O}_P\left(\sqrt{\frac{(p_n + s_{n0}) \ln(p_n)}{n}}\right)$ so that $\eta_n = \sqrt{\frac{(p_n + s_{n0}) \ln(p_n)}{n}}$. Then for (28) to hold true, we should have $1 + \sqrt{p_n + s_{n0}} \asymp \sqrt{1 + (p_n/s_{n0})}$, which holds only if $s_{n0} = \mathcal{O}(1)$.
- Since $\|\hat{\mathbf{\Omega}}_\lambda - \mathbf{\Omega}_0\|_F/\sqrt{p_n} \leq \|\hat{\mathbf{\Omega}}_\lambda - \mathbf{\Omega}_0\|$, in the optimistic case where the two have the same order, $\|\hat{\mathbf{\Omega}}_\lambda - \mathbf{\Omega}_0\| = \mathcal{O}_P\left(\sqrt{\left(1 + \frac{s_{n0}}{p_n}\right) \ln \frac{p_n}{n}}\right)$ so that $\eta_n = \sqrt{\left(1 + \frac{s_{n0}}{p_n}\right) \ln \frac{p_n}{n}}$. Then for (28) to hold true, we should have $1 + \sqrt{1 + \frac{s_{n0}}{p_n}} \asymp \sqrt{1 + \frac{p_n}{s_{n0}}}$, which holds only if $s_{n0} = \mathcal{O}(p_n)$.

Remark 2: Results of [25], [26] are related. In [25, Sec. 3.4] Theorem 1 type results for any stationary point of graphical lasso under ℓ_1 , SCAD and MCP penalties are shown, however, [25] does not discuss LSP. Our results are for a “local” stationary point but for LSP. Moreover [25, Sec. 3.4] considers graphical lasso where penalties are applied to all terms of $\mathbf{\Omega}$ whereas we apply LSP only to off-diagonal $\mathbf{\Omega}$. LSP (along with other non-convex penalties such as SCAD and MCP) applied only to off-diagonal terms of $\mathbf{\Omega}$ is considered in [26, Appendix E] for Theorem 2 type results (support recovery). [26, Appendix E] shows that an incoherence condition is required for support recovery for ℓ_1 and LSP penalties, but not for SCAD and MCP. In our Theorem 2 we do not need any such incoherence condition.

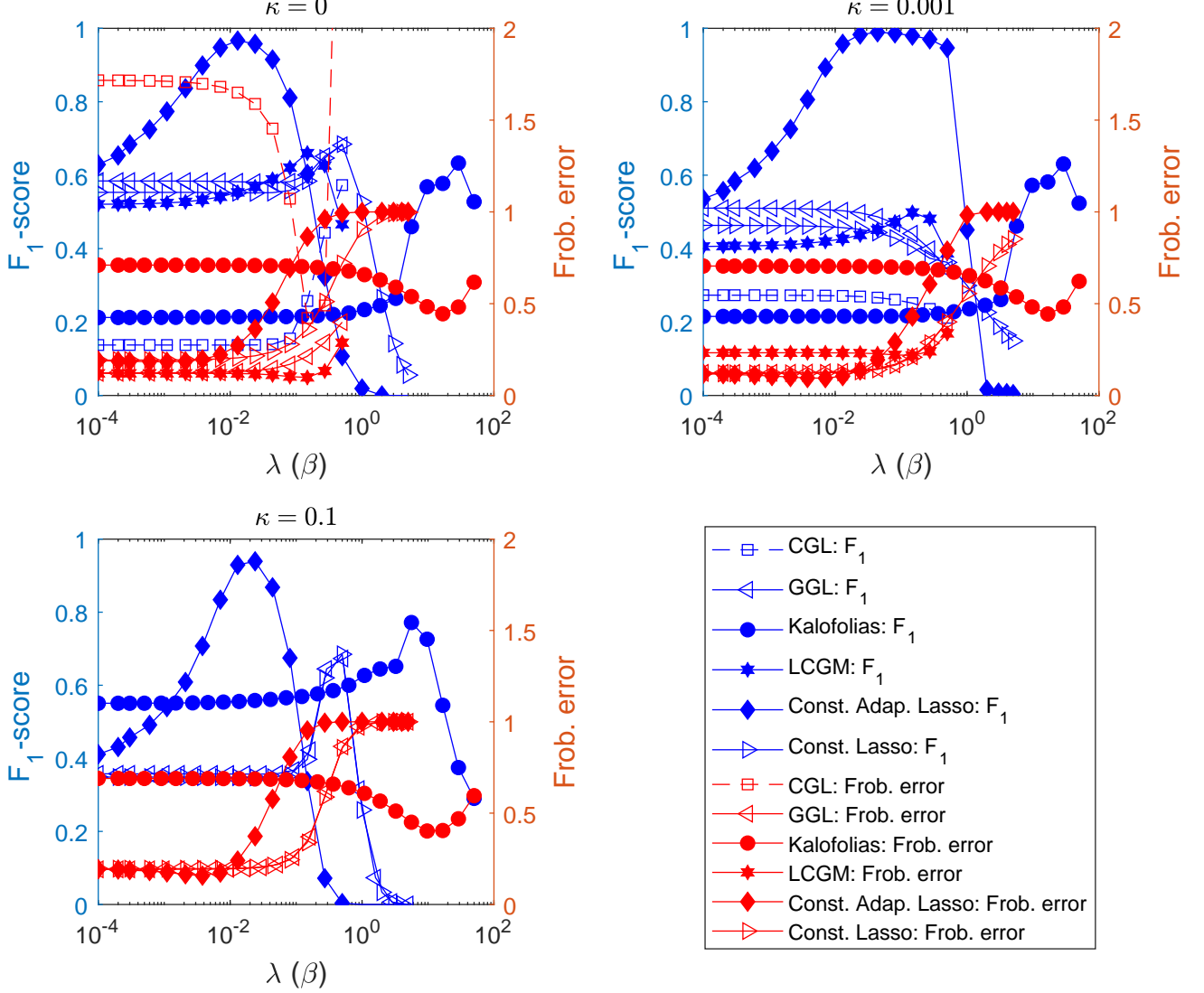


Fig. 1: Erdős-Rényi graph $\mathcal{G}_{ER}^{100,0.03}$, $p = 100$, $n = 400$, 100 runs: F_1 score and weight matrix error norm. CGL and GGL are from [10], Kalofolias is [15], LCGM is [40], Const. Lasso and Const. Adap. Lasso are proposed approaches, using ADMM.

V. NUMERICAL RESULTS

We now present numerical results for both synthetic and real data to illustrate the proposed approach. In synthetic data examples the ground truth is known and this allows for assessment of the efficacy of various approaches. In real data examples where the ground truth is unknown, our goal is visualization and exploration of the dependency structures underlying the data, similar to [7], [30], [31], [40].

A. Synthetic Data

We consider two Gaussian graphical models: a chain graph where p nodes are connected in succession, and an Erdős-Rényi graph $\mathcal{G}_{ER}^{p,p_{er}}$ where p nodes are connected with probability $p_{er} = 0.03$. In each model, in the upper triangular Ω (inverse covariance), $\Omega_{ij} = 0$ if $\{i, j\} \notin \mathcal{E}$, and Ω_{ij} is uniformly distributed over $[-0.3, -0.1]$ if $\{i, j\} \in \mathcal{E}$. With

$\Omega = \Omega^\top$, we take $\Omega_{ii} = -\sum_{j=1}^p \Omega_{ij}$ for every i , yielding the combinatorial Laplacian $\mathbf{L} = \Omega$. Now add $\kappa \mathbf{I}$ to Ω with κ picked to make minimum eigenvalue of $\Omega + \kappa \mathbf{I}$ equal to 0, 0.001 or 0.1, and with $\Phi \Phi^\top = (\Omega + \kappa \mathbf{I})^\dagger$, we generate $\mathbf{x} = \Phi \mathbf{w}$ with $\mathbf{w} \in \mathbb{R}^p$ as Gaussian $\mathbf{w} \sim \mathcal{N}(\mathbf{0}, \mathbf{I})$. We generate n i.i.d. observations from \mathbf{x} using $p = 100$. Addition of $\kappa \mathbf{I}$, $\kappa > 0$, yields a generalized Laplacian matrix $\mathbf{L}_g = \mathbf{L} + \kappa \mathbf{I}$ [10].

While single-component combinatorial Laplacian matrix for the chain graph is always connected (i.e., degree of each node is at least one), that for a p -node Erdős-Rényi graph $\mathcal{G}_{ER}^{p,p_{er}}$ may not always be so, particularly if the probability p_{er} of any two nodes being connected is low. In our simulation $p_{er} = 0.03$. Therefore, in each run, we checked if every node had a degree ≥ 1 . If not, we randomly connected an unconnected node to one of the other $p - 1$ nodes (with Ω_{ij} uniformly distributed over $[-0.3, -0.1]$).

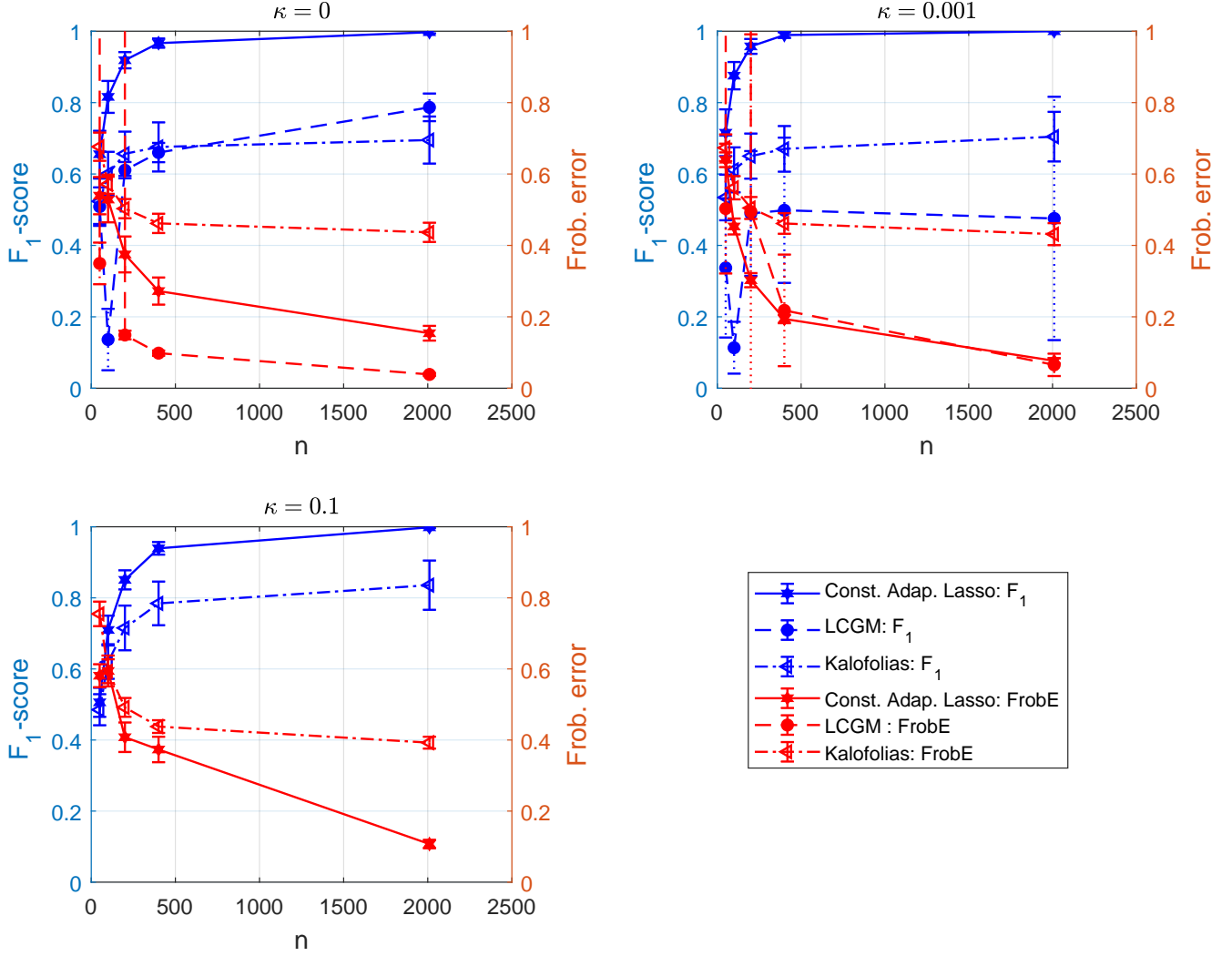


Fig. 2: Erdős-Rényi graph $\mathcal{G}_{ER}^{100,0.03}$, $p = 100$, 100 runs: F_1 score and weight matrix error norm. Kalofolias is [15], LCGM is [40], Const. Adap. Lasso is proposed adaptive lasso.

We apply six methods for estimating the true edgeset \mathcal{E}_0 and true off-diagonal Ω_0^- :

- (i) Combinatorial graph Laplacian (CGL) method of [10], using MATLAB function `estimate_cgl.m` from [11].
- (ii) Generalized graph Laplacian (GGL) method of [10], using MATLAB function `estimate_ggl.m` from [11].
- (iii) The signal smoothness-based method of [15] which yields the weighted adjacency matrix \mathbf{W} , equaling $-\Omega_0^-$. The matlab software is available in [32].
- (iv) Laplacian-constrained graphical model (LCGM) method of [40] with MCP penalty, using R-implementation cited in [40].
- (v) Our proposed constrained adaptive lasso (CAL) method with LSP ($\lambda_{ij} = \lambda / (|\bar{\Omega}_{ij}| + \epsilon)$, $\epsilon = 10^{-5}$).
- (vi) Our proposed constrained lasso (CL) method ($\lambda_{ij} = \lambda$), the solution of which taken to be $\bar{\Omega}$ for the CAL approach.

The performance measures are F_1 -score $\in [0, 1]$ for efficacy in edge detection (higher is better), and normalized Frobenius error norm in estimating Ω_0^- (off-diagonal true Ω_0) (lower is

better), defined as $\|c\hat{\Omega}^- - \Omega_0^-\|_F / \|\Omega_0^-\|_F$ where $c = 1$ for all approaches except [15] which yields \mathbf{W} up to a scale factor, therefore, c is picked to minimize the error norm in that case. The F_1 -score is defined as

$$F_1 = \frac{2 \times \text{precision} \times \text{recall}}{\text{precision} + \text{recall}},$$

$$\text{precision} = \frac{|\hat{\mathcal{E}} \cap \mathcal{E}_0|}{|\hat{\mathcal{E}}|}, \quad \text{recall} = \frac{|\hat{\mathcal{E}} \cap \mathcal{E}_0|}{|\mathcal{E}_0|}$$

and \mathcal{E}_0 and $\hat{\mathcal{E}}$ denote the true and estimated edge sets, respectively.

In Fig. 1 for a sample size $n = 400$, we show the performance as a function of penalty parameter λ (λ/ϵ for adaptive lasso, and β for [15]) for $\kappa \in \{0, 0.001, 0.1\}$: higher λ (lower β for [15]) should lead to sparser graphs. CGL and LCGM are designed specifically for $\kappa = 0$ whereas other approaches do not crucially depend on it; we did not implement CGL and LCGM for $\kappa = 0.1$. As noted in [40], [41], Laplacian-constrained log-likelihood approaches do not

yield sparse graphs under convex penalties; we see this in the performance of CGL: it was not implemented for $\kappa = 0.1$, and for $\kappa = 0.001$ its Frobenius error norm is off the graph (> 17). Our proposed CAL has the best F_1 performance for all values of κ : for a choice of some λ , F_1 score exceeds 0.95 whereas other approaches do not perform nearly as well. [15] performs better than other approaches except proposed CAL, in terms of F_1 score, but has poor Frobenius error performance (as was noted in [10]). In Fig. 2 we show performance for sample sizes $n = 50, 100, 200, 400, 2000$ for [15], [40] and proposed constrained adaptive lasso (CAL), where penalty parameters were optimized for best F_1 scores. LCGM with MCP penalty [40] (not implemented for $\kappa = 0.1$) has some numerical conditioning problem for $n = 100$, resulting in poor F_1 score and excessive Frobenius error (such phenomenon has also been noted in [41]). We see that the proposed CAL performs the best independent of κ value, while LCGM sharply deteriorates for $\kappa > 0$.

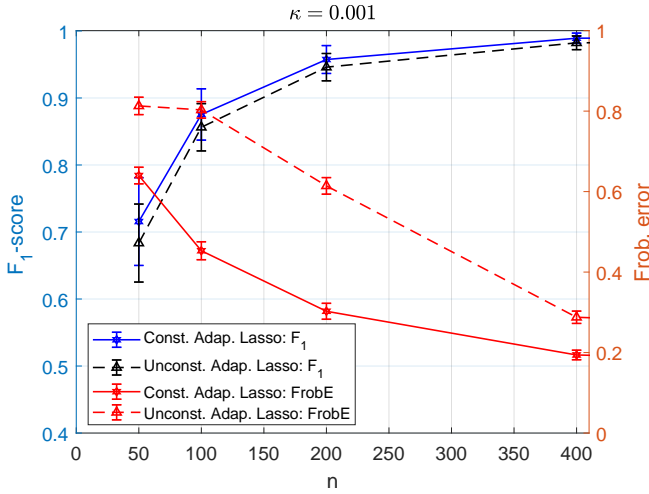


Fig. 3: Erdős-Rényi graph $\mathcal{G}_{ER}^{100,0.03}$, $p = 100$, 100 runs: F_1 score and weight matrix error norm for Const. Adap. Lasso (proposed) and unconstrained Adap. Lasso approaches, using ADMM. The unconstrained Adap. Lasso approach does not impose constraint (2).

In Fig. 3 we present a comparison between the results of optimization of $f_{LSP}(\Omega)$ with and without the constraint (2), labeled “Const. Adap. Lasso” and “Unconst. Adap. Lasso,” respectively. The results are for Erdős-Rényi graph $\mathcal{G}_{ER}^{100,0.03}$, $p = 100$, $n \in \{50, 100, 200, 400\}$, based on 100 runs. The largest performance improvement due to imposition of the constraint (2) is in estimation of Ω (equivalently \mathbf{W}), which is not surprising since $\Omega_0 \in \mathcal{V}_p$.

In Table I we present results for a fixed sample size $n = 400$ with varying graph size $p \in \{100, 200, 400, 1000, 2000\}$ to illustrate performance with scaling of the problem size. The results are for Erdős-Rényi graph $\mathcal{G}_{ER}^{p,3/p}$ where two nodes are connected with probability $p_{er} = 3/p$ (as in [15]), and the for data generation we used $\kappa = 0$. We show the F_1 -score and average time per run for four approaches, proposed

CAL, GGL [10], LCGM [40] and signal smoothness-based method [15], where penalty parameters were optimized for best F_1 scores. All algorithms were run on a Window Home 10 operating system with processor Intel(R) Core(TM) i5-6400T CPU @2.20 GHz with 12 GB RAM, and all MATLAB implementations were run on MATLAB R2020b. The shown results are based on 10 runs only as time per run increases significantly for larger values of p . It is seen that while the proposed CAL method is most demanding computationally, its F_1 -score performance is the best by a wide margin.

In Table II we show results for the chain graph, corresponding to Fig. 2, for sample sizes $n = 50, 100, 200, 400$ and $\kappa \in \{0, 0.001\}$. The discussion pertaining to Fig. 2 applies here as well.

In Fig. 4a, for $n = 400$ and $p = 100$, we show the performance of our proposed CAL approach as a function of λ/ϵ , when applied to a two-component Laplacian precision matrix (two zero eigenvalues), $\kappa = 0$, $p = 100$, each component is independent Erdős-Rényi $\mathcal{G}_{ER}^{50,0.03}$. We see that our approach works well (whereas LCGM [40] is designed only for single-component Laplacians: one zero eigenvalue). In Figs. 4b and 4c we show the true and estimated weighted adjacency matrices for a single run using the λ value from Fig. 4a that maximizes the F_1 score.

1) *Model Selection*: In practice, one would select λ via cross-validation or an information criterion. For selection of λ , we use the Bayesian information criterion (BIC)

$$\text{BIC}(\lambda) = \text{tr}(\hat{\Sigma}\hat{\Omega}) - \ln(|\hat{\Omega}|) + \frac{\ln(n)}{n} \text{card}(\hat{\mathcal{E}})$$

based on optimized $-\ln f_{\mathbf{X}}(\mathbf{X}) \propto \frac{n}{2} (\text{tr}(\hat{\Sigma}\hat{\Omega}) - \ln|\hat{\Omega}|)$. The tuning parameter λ is selected over a grid of values to minimize BIC. We search over λ values in the range $[\lambda_\ell, \lambda_u]$ selected via the following heuristic. We first find the smallest λ , labeled λ_{sm} , for which we get a no-edge model (i.e., $|\hat{\mathcal{E}}| = 0$). Then we set $\lambda_u = \lambda_{sm}$ and $\lambda_\ell = \lambda_u/100$ for synthetic data, search over 10 logarithmically spaced values in $[\lambda_\ell, \lambda_u]$. The given choice of λ_u precludes “extremely” sparse models while that of λ_ℓ precludes “very” dense models. The results based on 20 Monte Carlo runs are shown in Table III for Chain and Erdős-Rényi graphs with $p = 100$ and $\kappa = 0$, for two sample sizes: $n=200$ and 2000 . The BIC-based selected λ was used in each run to estimate Ω and compute F_1 -score and Frobenius error norm. The proposed approach seems to work well. No such approaches are available in [10], [15], [40], [41].

B. Real data: Financial Time Series

We consider daily share prices (at close of the day) of 97 stocks in S&P 100 index from Jan. 1, 2013 through Jan. 1, 2018, yielding 1259 samples. This data was gathered from Yahoo Finance website. If $y_m(t)$ is share price of m th stock on day t , we consider (as is conventional in such studies) $x_m(t) = \ln(y_m(t)/y_m(t-1))$ as the time series to analyze, yielding $n = 1258$ and $p = 97$. These 97 stocks are classified into 11 sectors (according to the Global Industry Classification Standard) and we order the nodes to group them as information

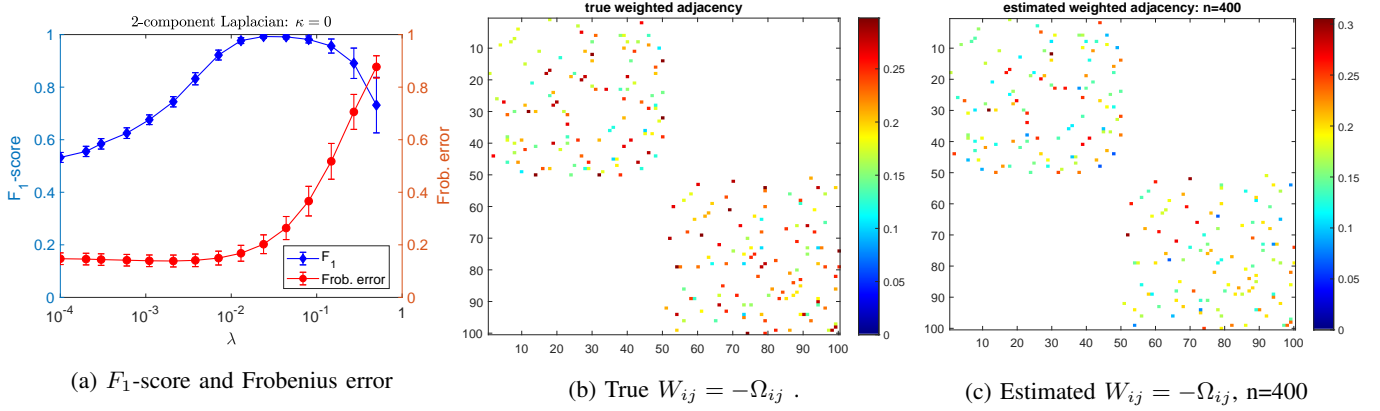


Fig. 4: Two-component Laplacian, $\kappa = 0$, $p = 100$, each component is Erdős-Rényi $\mathcal{G}_{ER}^{50,0.03}$. (a) performance measures based on 100 runs, (b) sample \mathbf{W} , (c) estimate $\hat{\mathbf{W}}$ using proposed CAL.

Model:	Erdős-Rényi Graph: sample size $n=400$				
number of nodes p	100	200	400	1000	2000
Approach	$\kappa = 0$: F_1 score ($\pm\sigma$)				
Kalofolias [15]	0.6850 \pm 0.0578	0.7991 \pm 0.0276	0.7938 \pm 0.0226	0.7531 \pm 0.0107	***
GGL [10]	0.6720 \pm 0.0610	0.6589 \pm 0.0446	0.6168 \pm 0.0242	0.5528 \pm 0.0209	0.4932 \pm 0.0168
LCGM [40]	0.6540 \pm 0.0202	0.5906 \pm 0.0152	0.0438 \pm 0.0138	***	***
Const. Adap. Lasso	0.9666 \pm 0.0128	0.9741 \pm 0.0053	0.9651 \pm 0.0103	0.9615 \pm 0.0057	0.9552 \pm 0.0049
	$\kappa = 0$: Time (s) ($\pm\sigma$)				
Kalofolias [15]	0.2602 \pm 0.0028	0.7182 \pm 0.0163	2.5862 \pm 0.0126	29.160 \pm 0.1752	***
GGL [10]	0.0300 \pm 0.0014	0.1050 \pm 0.0038	1.2853 \pm 0.0493	19.2271 \pm 0.15479	153.01 \pm 7.2441
LCGM [40]	4.5135 \pm 0.0591	31.490 \pm 7.1055	9.379 \pm 1.778	***	***
Const. Adap. Lasso	0.6603 \pm 0.1212	4.716 \pm 0.4591	17.80 \pm 1.943	130.28 \pm 6.890	866.87 \pm 20.80

TABLE I: F_1 -score and timing results for Erdős-Rényi graph $\mathcal{G}_{ER}^{p,3/p}$ based on 10 runs. Sample size $n=400$, variable graph size p . Entry *** indicates that the algorithm failed to converge in 1000 sec.

technology (nodes 1-12), health care (13-27), financials (28-44), real estate (45-46), consumer discretionary (47-56), industrials (57-68), communication services (69-76), consumer staples (77-87), energy (88-92), materials (93), utilities (94-97). For each m , $x_m(t)$ was centered and normalized to unit variance. First we applied proposed CL and CAL approaches as well as LCGM with MCP [40] to the data for varying penalty parameter λ to evaluate number of detected edges. The results are shown in Fig. 5a. While the edge count decreases with increasing λ for AL and CAL, that for LCGM increases with λ for large λ 's, a totally unexpected and anomalous behavior similar to that encountered in [40], [41] for CGL (or any Laplacian-constrained approach with convex penalty). We suspect the underlying graphical model is not really a combinatorial Laplacian. Therefore, we only implemented our proposed CAL approach, and selected λ using BIC (as for synthetic data), except now we take $\lambda_u = \lambda_{sm}/4$ and $\lambda_\ell = \lambda_u/40$. Fig. 5b shows estimated $|\Omega_{ij}^-|$ ($=W_{ij}$) with 667 edges. While the ground truth is unknown, the weighted adjacency matrix exhibits a modular structure that seems to conform to the sector classification according to the Global Industry Classification Standard.

VI. CONCLUSIONS

The problem of learning a sparse undirected graph under graph Laplacian-related constraints on the sparse preci-

sion matrix was considered. Under these constraints the off-diagonal elements of the precision matrix are non-positive and the precision matrix may not be full-rank. We investigated modifications to widely used penalized log-likelihood approaches to enforce total positivity but not the Laplacian structure. The graph Laplacian can then be extracted from the off-diagonal precision matrix. An ADMM algorithm was presented for constrained optimization under Laplacian-related constraints and LSP penalty. Numerical results based on synthetic data show that the proposed constrained adaptive lasso approach significantly outperforms existing Laplacian-based approaches. We also evaluated our approach on real financial data. Our approach is applicable independent of the prior knowledge of the nature of the graph Laplacian (how many components, generalized or not), as illustrated by our synthetic data results based on one- and two- component Laplacian precision matrices (with one and two zero eigenvalues, respectively). However our theoretical results hold only under the assumption that $\Omega \succ 0$

APPENDIX

Lemma 1 follows from [34, Lemma 1].

Lemma 1: Under Assumption (A2), the sample covariance $\hat{\Sigma}$ satisfies the tail bound

$$P\left(\max_{i,j} |\hat{\Sigma} - \Sigma_0|_{kl} > C_0 \sqrt{\frac{\ln(p_n)}{n}}\right) \leq \frac{1}{p_n^{\tau-2}} \quad (29)$$

Model:	Chain Graph: number of nodes $p=100$			
sample size n	50	100	200	400
Approach	$\kappa = 0$: F_1 score ($\pm\sigma$)			
Kalofolias [15]	0.6526 \pm 0.0425	0.6546 \pm 0.0383	0.6591 \pm 0.0424	0.6547 \pm 0.0335
LCGM [40]	0.7086 \pm 0.0367	0.2410 \pm 0.1548	0.6717 \pm 0.1989	0.6406 \pm 0.2086
Const. Adap. Lasso	0.9905 \pm 0.0072	0.9990 \pm 0.0025	1.0000 \pm 0.000	1.0000 \pm 0.000
Approach	$\kappa = 0$: Frobenius Error Norm ($\pm\sigma$)			
Kalofolias [15]	0.6717 \pm 0.0314	0.6470 \pm 0.0303	0.6220 \pm 0.0318	0.6101 \pm 0.0279
LCGM [40]	0.1923 \pm 0.0270	145.32 \pm 144.53	0.2526 \pm 0.1731	0.1301 \pm 0.0491
Const. Adap. Lasso	0.4410 \pm 0.0133	0.4464 \pm 0.0098	0.2916 \pm 0.0078	0.1165 \pm 0.0065
Approach	$\kappa = 0.001$: F_1 score ($\pm\sigma$)			
Kalofolias [15]	0.6766 \pm 0.0425	0.6546 \pm 0.0383	0.6591 \pm 0.0424	0.6789 \pm 0.0325
LCGM [40]	0.6478 \pm 0.0187	0.1539 \pm 0.0773	0.5723 \pm 0.1240	0.5609 \pm 0.0550
Const. Adap. Lasso	0.9887 \pm 0.0076	0.9988 \pm 0.0028	0.9999 \pm 0.0007	1.0000 \pm 0.000
Approach	$\kappa = 0.001$: Frobenius Error Norm ($\pm\sigma$)			
Kalofolias [15]	0.6526 \pm 0.0318	0.6244 \pm 0.0299	0.5998 \pm 0.0319	0.5881 \pm 0.0274
LCGM [40]	0.1958 \pm 0.0250	554.62 \pm 598.50	0.1487 \pm 0.1065	0.1077 \pm 0.0308
Const. Adap. Lasso	0.4415 \pm 0.0134	0.4458 \pm 0.0098	0.2891 \pm 0.0078	0.1778 \pm 0.0060

TABLE II: Results for Chain graph based on 100 runs.

sample size n	50	100	200	2000
Model	$\kappa = 0$: F_1 score ($\pm\sigma$)			
Chain Graph	0.8949 \pm 0.0268	0.9581 \pm 0.0122	0.9908 \pm 0.0077	1.0000 \pm 0.000
Erdős-Rényi Graph	0.6379 \pm 0.0877	0.7994 \pm 0.0606	0.9116 \pm 0.0182	0.9941 \pm 0.0121
Model	$\kappa = 0$: Frobenius Error Norm ($\pm\sigma$)			
Chain Graph	0.1922 \pm 0.0169	0.1343 \pm 0.0094	0.1050 \pm 0.0085	0.0834 \pm 0.0026
Erdős-Rényi Graph	0.6988 \pm 0.0789	0.4959 \pm 0.1053	0.3547 \pm 0.0664	0.1981 \pm 0.0653

TABLE III: Tuning parameter selection for proposed constrained adaptive lasso: 20 runs

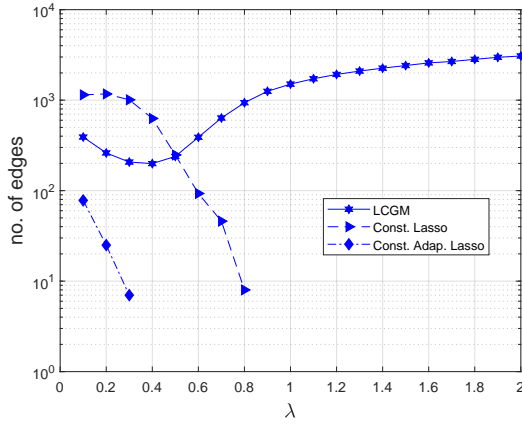
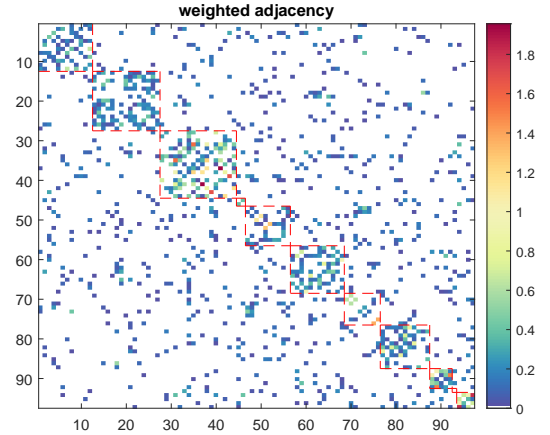
(a) Number of edges as a function of λ (b) Estimated $|\Omega_{ij}|$ as edge weight; 667 edges.

Fig. 5: (b) Estimated weighted adjacency matrix $\mathbf{W} = -\Omega^-$ for financial time series using proposed Const. Adap. Lasso (CAL) approach with BIC for λ selection. The red squares (in dashed lines) show the 11 sectors – they are not part of the adjacency matrix.

for $\tau > 2$, if the sample size $n > N_1$, where C_0 is defined in (21) and N_1 is defined in (24). •

to lasso penalty. Consider the set

$$\Theta_n(M) := \{\Delta : \Delta = \Delta^\top, \|\Delta\|_F = Mr_n\} \quad (30)$$

We now turn to the proof of Theorem 1.

Proof of Theorem 1. Let $\Omega = \Omega_0 + \Delta$ with both $\Omega, \Omega_0 \succ 0$ and both in \mathcal{V}_p , and $Q(\Omega) := f_{LSP}(\Omega) - f_{LSP}(\Omega_0)$. The estimate $\hat{\Omega}_\lambda$, denoted by $\hat{\Omega}$ hereafter suppressing dependence upon λ , minimizes $Q(\Omega)$, or equivalently, $\hat{\Delta} = \hat{\Omega} - \Omega_0$ minimizes $G(\Delta) := Q(\Omega_0 + \Delta)$. We will follow, for the most part, the method of proof of [35, Theorem 1] pertaining

where M and r_n are as in (22) and (23), respectively. Since $G(\hat{\Delta}) \leq G(0) = 0$, if we can show that $\inf_{\Delta \in \Theta_n(M)} G(\Delta) > 0$, then the minimizer $\hat{\Delta}$ must be inside $\Theta_n(M)$, and hence $\|\hat{\Delta}\|_F \leq Mr_n$. It is shown in [35, (9)] that $\ln(|\Omega_0 + \Delta|) - \ln(|\Omega_0|) = \text{tr}(\Sigma_0 \Delta) - A_1$ where, with $H(\Omega_0, \Delta, v) = (\Omega_0 + v\Delta)^{-1} \otimes (\Omega_0 + v\Delta)^{-1}$ and v denoting

a scalar,

$$A_1 := \text{vec}(\Delta)^\top \left(\int_0^1 (1-v) \mathbf{H}(\Omega_0, \Delta, v) dv \right) \text{vec}(\Delta). \quad (31)$$

Noting that $\Omega^{-1} = \Sigma$ and using

$$P_\lambda(\theta) = \lambda \ln(1 + |\theta|/\epsilon),$$

we can rewrite $G(\Delta)$ as

$$G(\Delta) = \sum_{i=1}^3 A_i, \quad A_2 := \text{tr} \left((\hat{\Sigma} - \Sigma_0) \Delta \right) \quad (32)$$

$$A_3 := \sum_{i \neq j}^{p_n} (P_{\lambda_n}(\Omega_{0ij} + \Delta_{ij}) - P_{\lambda_n}(\Omega_{0ij})). \quad (33)$$

Following [35, p. 502], we have

$$A_1 \geq \frac{\|\Delta\|_F^2}{2(\|\Omega_0\| + \|\Delta\|)^2} \geq \frac{\|\Delta\|_F^2}{2(\beta_{\min}^{-1} + Mr_n)^2} \quad (34)$$

where we have used the fact that $\|\Omega_0\| = \|\Sigma_0^{-1}\| = \phi_{\max}(\Sigma_0^{-1}) = (\phi_{\min}(\Sigma_0))^{-1} \leq \beta_{\min}^{-1}$ and $\|\Delta\| \leq \|\Delta\|_F = Mr_n = \mathcal{O}(r_n)$. We now consider A_2 in (32). We have

$$A_2 = L_{21} + L_{22}, \quad L_{22} = \sum_{\{i,j\} \in \mathcal{E}_0^c} [\hat{\Sigma} - \Sigma_0]_{ij} \Delta_{ji}, \quad (35)$$

$$L_{21} = \sum_{\{i,j\} \in \mathcal{E}_0} [\hat{\Sigma} - \Sigma_0]_{ij} \Delta_{ji} + \sum_i [\hat{\Sigma} - \Sigma_0]_{ii} \Delta_{ii}, \quad (36)$$

where \mathcal{E}_0^c denotes the complement of set \mathcal{E}_0 . For an index set B and a matrix $C \in \mathbb{R}^{p_n \times p_n}$, we write C_B to denote a matrix in $\mathbb{R}^{p_n \times p_n}$ such that $[C_B]_{ij} = C_{ij}$ if $(i, j) \in B$, and $[C_B]_{ij} = 0$ if $(i, j) \notin B$. Using this notation, to bound L_{21} , using Cauchy-Schwartz inequality and Lemma 1, with probability $> 1 - 1/p_n^{\tau-2}$,

$$\begin{aligned} |L_{21}| &\leq \|\Delta_{\mathcal{E}_0}^- + \Delta^+\|_1 \max_{i,j} |[\hat{\Sigma} - \Sigma_0]_{ij}| \\ &\leq \sqrt{s_{n0} + p_n} \|\Delta\|_F C_0 \sqrt{\ln(p_n)/n} = C_0 \|\Delta\|_F r_n. \end{aligned} \quad (37)$$

We consider L_{22} later as a part of A_3 where

$$A_3 = L_{31} + L_{32}, \quad L_{32} = \sum_{\{i,j\} \in \mathcal{E}_0^c} P_{\lambda_n}(\Delta_{ij}), \quad (38)$$

$$L_{31} = \sum_{\{i,j\} \in \mathcal{E}_0} (P_{\lambda_n}(\Omega_{0ij} + \Delta_{ij}) - P_{\lambda_n}(\Omega_{0ij})) \quad (39)$$

where we have used that fact that, for $\{i, j\} \in \mathcal{E}_0^c$, $\Omega_{0ij} = 0$, hence, $P_{\lambda_n}(\Omega_{0ij}) = 0$.

Since $\ln(1+x) \geq x/(1+x)$ for $x > -1$, we have $\ln(1+x) \geq x/C_1$ for $0 \leq x \leq C_1 - 1$ for any $C_1 > 1$. Therefore,

$$P_{\lambda_n}(\Delta_{ij}) \geq \frac{\lambda_n |\Delta_{ij}|}{\epsilon C_1} \text{ for } \frac{|\Delta_{ij}|}{\epsilon} \leq C_1 - 1.$$

Notice that $|\Delta_{ij}| \leq \|\Delta\|_F$, $\|\Delta\|_F = Mr_n$ on $\Theta_n(M)$, and for $n \geq N_2$, $Mr_n/\epsilon \leq C_1 - 1$, by (24). Therefore, for $n \geq N_2$,

$$P_{\lambda_n}(\Delta_{ij}) \geq \frac{\lambda_n |\Delta_{ij}|}{\epsilon C_1} \text{ for } n \geq N_2.$$

Consider L_{32} with L_{22}

$$\begin{aligned} L_{32} - |L_{22}| &\geq \sum_{\{i,j\} \in \mathcal{E}_0^c} \left(\frac{\lambda_n |\Delta_{ij}|}{\epsilon C_1} - |[\hat{\Sigma} - \Sigma_0]_{ij}| |\Delta_{ij}| \right) \\ &\geq \left(\frac{\lambda_n}{\epsilon C_1} - C_0 \sqrt{\frac{\ln(p_n)}{n}} \right) \sum_{\{i,j\} \in \mathcal{E}_0^c} |\Delta_{ij}| \geq 0 \end{aligned} \quad (40)$$

with probability $> 1 - 1/p_n^{\tau-2}$, since $C_0 C_1 \sqrt{\ln(p_n)/n} < (\lambda_n/\epsilon)$ by (26).

Now we bound $|L_{31}|$. A Taylor series expansion of $P_\lambda(\theta)$ for $\theta > 0$, around $\theta_0 > 0$, is given by $P_\lambda(\theta) = P_\lambda(\theta_0) + P'_\lambda(\theta_0)(\theta - \theta_0) + P''_\lambda(\tilde{\theta}) \frac{(\theta - \theta_0)^2}{2}$ where $\tilde{\theta} = \theta_0 + \gamma(\theta - \theta_0)$ for some $\gamma \in [0, 1]$. Setting $\lambda = \lambda_n$, $\theta_0 = |\Omega_{0ij}|$ and $\theta = |\Omega_{0ij} + \Delta_{ij}|$, and noting that $P''_\lambda(\theta) = -\lambda/(\theta + \epsilon)^2 < 0$ for any $\theta > 0$ and $P'_\lambda(\theta) = \lambda/(\theta + \epsilon) > 0$, we have

$$\begin{aligned} P_{\lambda_n}(\Omega_{0ij} + \Delta_{ij}) &\leq P_{\lambda_n}(\Omega_{0ij}) \\ &\quad + P'_{\lambda_n}(\Omega_{0ij})(|\Omega_{0ij} + \Delta_{ij}| - |\Omega_{0ij}|). \end{aligned}$$

Thus we have

$$\begin{aligned} L_{31} &= \sum_{\{i,j\} \in \mathcal{E}_0} \frac{\lambda_n}{|\Omega_{0ij}| + \epsilon} (|\Omega_{0ij} + \Delta_{ij}| - |\Omega_{0ij}|) \\ &\leq \sum_{\{i,j\} \in \mathcal{E}_0} \frac{\lambda_n}{|\Omega_{0ij}| + \epsilon} |\Delta_{ij}| \end{aligned} \quad (41)$$

$$\begin{aligned} \Rightarrow |L_{31}| &\leq \frac{\lambda_n}{\epsilon} \sum_{\{i,j\} \in \mathcal{E}_0} |\Delta_{ij}| \leq \frac{\lambda_n}{\epsilon} \sqrt{s_{n0}} \|\Delta\|_F. \end{aligned} \quad (42)$$

Combining A_2 and A_3 , and using $L_{32} - |L_{22}| \geq 0$, we have

$$\begin{aligned} A_2 + A_3 &= L_{21} + L_{22} + L_{31} + L_{32} \\ &\geq -|L_{21}| - |L_{22}| - |L_{31}| + L_{32} \\ &\geq -|L_{21}| - |L_{31}| \\ &\geq -C_0 \|\Delta\|_F r_n - \frac{\lambda_n}{\epsilon} \sqrt{s_{n0}} \|\Delta\|_F. \end{aligned} \quad (43)$$

By (26),

$$\frac{\lambda_n}{\epsilon} \leq C_1 C_0 \frac{r_n}{\sqrt{s_{n0}}} \Rightarrow \frac{\lambda_n}{\epsilon} \sqrt{s_{n0}} \|\Delta\|_F \leq C_1 C_0 r_n \|\Delta\|_F.$$

Using (32), the bound (34) on A_1 and (43) on $A_2 + A_3$, and $\|\Delta\|_F = Mr_n$, we have with probability $> 1 - 1/p_n^{\tau-2}$,

$$G(\Delta) \geq \|\Delta\|_F^2 \left[\frac{1}{2(\beta_{\min}^{-1} + Mr_n)^2} - \frac{C_2 C_0}{M} \right]. \quad (44)$$

For $n \geq N_2$, if we pick M as specified in (22), we obtain $Mr_n \leq Mr_{N_2} \leq \delta_1/\beta_{\min}$. Then

$$\begin{aligned} \frac{1}{2(\beta_{\min}^{-1} + Mr_n)^2} &\geq \frac{\beta_{\min}^2}{2(1 + \delta_1)^2} \\ &= \frac{(2C_2 + \delta_2)C_0}{2M} > \frac{C_2 C_0}{M}, \end{aligned}$$

implying $G(\Delta) > 0$. This completes the proof. ■

Consider the (i, j) th element $\hat{\Omega}_{\lambda ij}$ of the LSP estimate $\hat{\Omega}_\lambda$. Since $\hat{\Omega}_\lambda$ minimizes the cost $f_{LSP}(\Omega)$ given by (9) under the

constraint $\Omega_{ij} \leq 0$, for $\hat{\Omega}_{\lambda ij} \neq 0$ (i.e., $\hat{\Omega}_{\lambda ij} < 0$), we must have

$$\begin{aligned} 0 &= \frac{\partial f_{LSP}(\Omega)}{\partial \hat{\Omega}_{\lambda ij}} = \hat{\Sigma}_{ji} - [\hat{\Omega}_{\lambda}^{-1}]_{ji} + P'_{\lambda_n}(|\hat{\Omega}_{\lambda ij}|) \\ &= \hat{\Sigma}_{ij} - \check{\Sigma}_{\lambda ij} + \frac{\lambda_n}{|\hat{\Omega}_{\lambda ij}| + \epsilon} \frac{\hat{\Omega}_{\lambda ij}}{|\hat{\Omega}_{\lambda ij}|} =: A \end{aligned} \quad (45)$$

where

$$\check{\Sigma}_{\lambda} := \hat{\Omega}_{\lambda}^{-1}$$

and we use the notation

$$\frac{\partial f_{LSP}(\Omega)}{\partial \hat{\Omega}_{ij}} = \frac{\partial f_{LSP}(\Omega)}{\partial \Omega_{ij}} \Big|_{\Omega=\hat{\Omega}_{\lambda}}.$$

To prove the desired result, the term $\lambda_n(\hat{\Omega}_{\lambda ij}/(|\hat{\Omega}_{\lambda ij}| + \epsilon)|\hat{\Omega}_{\lambda ij}|)$ on the right-side of (45) must dominate the term $\hat{\Sigma}_{ij} - \check{\Sigma}_{\lambda ij}$ whenever true value $\Omega_{0ij} = 0$. Then the sign of $\frac{\partial f_{LSP}(\Omega)}{\partial \hat{\Omega}_{\lambda ij}}$ in (45) is the same as $\text{sign}(\hat{\Omega}_{\lambda ij})$ with probability tending to one, which yields the desired result, as is shown in what follows. At the optimal solution $\hat{\Omega}_{\lambda ij} < 0$, by the KKT conditions, one must have A in (45) equal to zero. Suppose that for $\{i, j\} \in \mathcal{E}_0^c$, one has $\hat{\Omega}_{\lambda ij} < 0$ when $A = 0$. This implies that for some $\delta > 0$, $\hat{\Omega}_{\lambda ij} + \delta < 0$, since, by Theorem 1, $\hat{\Omega}_{\lambda ij}$ converges to $\Omega_{0ij} = 0$ for $\{i, j\} \in \mathcal{E}_0^c$. Since $\hat{\Omega}_{\lambda ij}$ minimizes $f_{LSP}(\Omega)$, and $\frac{\partial f_{LSP}(\Omega)}{\partial \hat{\Omega}_{ij}} = 0$ for $\hat{\Omega}_{\lambda ij} < 0$, we must have $I := \frac{\partial f_{LSP}(\Omega)}{\partial (\hat{\Omega}_{ij} + \delta)} > 0$ for $\delta > 0$. If λ_n dominates $\hat{\Sigma}_{ij} - \check{\Sigma}_{\lambda ij}$ in (45), $I > 0$ implies that $\hat{\Omega}_{\lambda ij} + \delta > 0$, contradicting the assumption that $\hat{\Omega}_{\lambda ij} + \delta < 0$. Therefore, $\hat{\Omega}_{\lambda ij} \not< 0$, hence, $\hat{\Omega}_{\lambda ij} = 0$ for $\{i, j\} \in \mathcal{E}_0^c$, with probability tending to one.

It remains to investigate the conditions under which λ_n dominates $\hat{\Sigma}_{ij} - \check{\Sigma}_{\lambda ij}$ independent of i and j . Rewrite

$$\hat{\Sigma}_{ij} - \check{\Sigma}_{\lambda ij} = \underbrace{\hat{\Sigma}_{ij} - \Sigma_{0ij}}_{=: I_2} + \underbrace{\Sigma_{0ij} - \check{\Sigma}_{\lambda ij}}_{=: I_3}. \quad (46)$$

By Lemma 1, $\max_{i,j} |I_2| = \mathcal{O}_P\left(\sqrt{\frac{\ln(p_n)}{n}}\right)$. By [22, Lemma 1],

$$\begin{aligned} |I_3| &\leq \|\Sigma_0 - \check{\Sigma}_{\lambda}\| = \|\check{\Sigma}_{\lambda}(\hat{\Omega}_{\lambda} - \Omega_0)\Sigma_0\| \\ &\leq \|\check{\Sigma}_{\lambda}\| \cdot \|(\hat{\Omega}_{\lambda} - \Omega_0)\| \cdot \|\Sigma_0\|. \end{aligned} \quad (47)$$

By Assumption (A2), $\|\Sigma_0\| = \mathcal{O}(1)$. Furthermore,

$$\begin{aligned} \|\check{\Sigma}_{\lambda}\| &= \|\hat{\Omega}_{\lambda}^{-1}\| = \phi_{\min}^{-1}(\hat{\Omega}_{\lambda}) \\ &\leq \left(\phi_{\min}(\Omega_0) + \phi_{\min}(\hat{\Omega}_{\lambda} - \Omega_0)\right)^{-1} \\ &= (\mathcal{O}_P(1) + \mathcal{O}_P(\eta_n))^{-1} = \mathcal{O}_P(1), \end{aligned} \quad (48)$$

where we have used the fact that since $\|\hat{\Omega}_{\lambda} - \Omega_0\| = \mathcal{O}_P(\eta_n)$, $\phi_{\min}(\hat{\Omega}_{\lambda} - \Omega_0) \leq \|\hat{\Omega}_{\lambda} - \Omega_0\| = \mathcal{O}_P(\eta_n)$, and by Weyl's inequality, $\phi_{\min}(A + B) \geq \phi_{\min}(A) + \phi_{\min}(B)$. Hence,

$$\max_{i,j} |I_3| = \mathcal{O}_P\left(\|\hat{\Omega}_{\lambda} - \Omega_0\|\right) = \mathcal{O}_P(\eta_n). \quad (49)$$

It then follows that

$$|\hat{\Sigma}_{ij} - \check{\Sigma}_{\lambda ij}| \leq |I_2| + |I_3| = \mathcal{O}_P\left(\sqrt{\frac{\ln(p_n)}{n}} + \eta_n\right). \quad (50)$$

Suppose $\mathcal{O}(\lambda_n) = \sqrt{\ln(p_n)/n} + \eta_n$. Then $\lambda_n(\hat{\Omega}_{\lambda ij}/(|\hat{\Omega}_{\lambda ij}| + \epsilon)|\hat{\Omega}_{\lambda ij}|)$ dominates $|\hat{\Sigma}_{ij} - \check{\Sigma}_{\lambda ij}|$ with probability tending to one. This completes the proof. ■

REFERENCES

- [1] O. Banerjee, L.E. Ghaoui and A. d'Aspremont, "Model selection through sparse maximum likelihood estimation for multivariate Gaussian or binary data," *J. Machine Learning Research*, vol. 9, pp. 485-516, 2008.
- [2] M. Belkin and P. Niyogi, "Laplacian eigenmaps and spectral techniques for embedding and clustering," in *Proc. NIPS*, vol. 14, pp. 585-591, 2001.
- [3] M. Belkin, P. Niyogi and V. Sindhwani, "Manifold regularization: A geometric framework for learning from labeled and unlabeled examples," *J. Machine Learning Research*, vol. 7, pp. 2399-2434, 2006.
- [4] Y. Bengio, O. Delalleau and N. Le Roux, "Label propagation and quadratic criterion," Chapter 11 in *Semi-Supervised Learning*, O. Chapelle, B. Schölkopf and A. Zien (Eds), pp. 193-216, MIT Press, 2006.
- [5] S. Boyd, N. Parikh, E. Chu, B. Peleato and J. Eckstein, "Distributed optimization and statistical learning via the alternating direction method of multipliers," *Foundations and Trends in Machine Learning*, vol. 3, no. 1, pp. 1-122, 2010.
- [6] E.J. Candès, M.B. Wakin and S.P. Boyd, "Enhancing sparsity by reweighted ℓ_1 minimization," *J. Fourier Anal. Appl.*, vol. 14, pp. 877-905, 2008.
- [7] P. Danaher, P. Wang and D.M. Witten, "The joint graphical lasso for inverse covariance estimation across multiple classes," *J. Royal Statistical Society, Series B (Methodological)*, vol. 76, pp. 373-397, 2014.
- [8] X. Dong, D. Thanou, P. Frossard and P. Vandergheynst, "Learning Laplacian matrix in smooth graph signal representations," *IEEE Trans. Signal Process.*, vol. 64, no. 23, pp. 6160-6173, Dec. 1, 2016.
- [9] X. Dong, D. Thanou, M. Rabbat and P. Frossard, "Learning graphs from data," *IEEE Signal Process. Mag.*, pp. 44-63, May 2019.
- [10] H.E. Egilmez, E. Pavez and A. Ortega, "Graph learning from data under Laplacian and structural constraints," *IEEE J. Sel. Topics Signal Process.*, vol. 11, no. 6, pp. 825-841, Sept. 2017.
- [11] H.E. Egilmez, E. Pavez and A. Ortega, "GLL: Graph Laplacian learning package, version 1.0," [Online]. Available: https://github.com/STACUSC/Graph_Learning, 2017.
- [12] J. Fan, Y. Feng and Y. Wu, "Network exploration via the adaptive lasso and SCAD penalties," *Annals Applied Statistics*, vol. 3, no. 2, pp. 521-541, 2009.
- [13] G. Fracastoro, D. Thanou and P. Frossard, "Graph transform optimization with application to image compression," *IEEE Trans. Image Process.*, vol. 29, pp. 419-432, 2020.
- [14] J. Friedman, T. Hastie and R. Tibshirani, "Sparse inverse covariance estimation with the graphical lasso," *Biostatistics*, vol. 9, no. 3, pp. 432-441, July 2008.
- [15] V. Kalofolias, "How to learn a graph from smooth signals," in *Proc. 19th Intern. Conf. Artificial Intelligence & Statistics (AISTATS)*, Cadiz, Spain, 2016.
- [16] V. Kalofolias and N. Perraudin, "Large scale graph learning from smooth signals," in *7th Intern. Conf. Learning Representations (ICLR 2019)*, New Orleans, LA, USA, May 6-9, 2019.
- [17] Z. Kang, H. Pan, S.C.H. Hoi and Z. Xu, "Robust graph learning from noisy data," *IEEE Trans. Cybernetics*, vol. 50, no. 5, pp. 1833-1843, May 2020.
- [18] Z. Kang, C. Peng, Q. Cheng, X. Liu, X. Peng, Z. Xu and L. Tian, "Structured graph learning for clustering and semi-supervised classification," *Pattern Recognition*, vol. 110, 2021. <https://doi.org/10.1016/j.patcog.2020.107627>
- [19] S. Karlin and Y. Rinott, "M-matrices as covariance matrices of multinormal distributions," *Linear Algebra and its Applications*, vol. 52, pp. 419-438, 1983.
- [20] S. Kumar, J. Ying, J.V. de Miranda Cardoso, and D.P. Palomar, "A unified framework for structured graph learning via spectral constraints," *J. Machine Learning Research*, vol. 21, pp. 1-60, 2020.
- [21] B. Lake and J. Tenenbaum, "Discovering structure by learning sparse graphs," *Proc. 32nd Annual Meeting of the Cognitive Science Society (CogSci 2010)*, Portland, Oregon, Aug. 2010, Cognitive Science Society, Inc., 2010. pp. 778-784.

- [22] C. Lam and J. Fan, “Sparsistency and rates of convergence in large covariance matrix estimation,” *Ann. Statist.*, vol. 37, no. 6B, pp. 4254-4278, 2009.
- [23] S.L. Lauritzen, *Graphical models*. Oxford, UK: Oxford Univ. Press, 1996.
- [24] S. Lauritzen, C. Uhler and P. Zwiernik, “Maximum likelihood estimation in Gaussian models under total positivity,” *Annals of Statistics*, vol. 47, pp. 1835-1863, 2019.
- [25] P.-L. Loh and M.J. Wainwright, “Regularized M-estimators with non-convexity: Statistical and algorithmic theory for local optima,” *J. Machine Learning Research*, vol. 16, pp. 559-616, 2015.
- [26] P.-L. Loh and M.J. Wainwright, “Support recovery without incoherence: A case for nonconvex regularization,” *Annals of Statistics*, vol. 45, pp. 2455-2482, 2017.
- [27] U.V. Luxburg, “A tutorial on spectral clustering,” *Statistics and computing*, vol. 17, no. 4, pp. 395-416, 2007.
- [28] N. Meinshausen and P. Bühlmann, “High-dimensional graphs and variable selection with the Lasso,” *Ann. Statist.*, vol. 34, no. 3, pp. 1436-1462, 2006.
- [29] K. Mohan, P. London, M. Fazel, D. Witten and S.I. Lee, “Node-based learning of multiple Gaussian graphical models,” *J. Machine Learning Research*, vol. 15, 2014.
- [30] E. Pavez and A. Ortega, “Generalized Laplacian precision matrix estimation for graph signal processing,” in *Proc. IEEE ICASSP 2016*, Shanghai, China, March 2016, pp. 6350-6354.
- [31] E. Pavez, H.E. Egilmez and A. Ortega, “Learning graphs with monotone topology properties and multiple connected components,” *IEEE Trans. Signal Process.*, vol. 66, no. 9, pp. 2399-2413, May 1, 2018.
- [32] N. Perraudin, J. Paratte, D. Shuman, V. Kalofolias, P. Vandergheynst and D.K. Hammond, “GSPBOX: A toolbox for signal processing on graphs,” *arXiv:1408.5781v2 [cs.IT]*, 15 March 2016.
- [33] L. Qiao, L. Zhang, S. Chen and D. Shen, “Data-driven graph construction and graph learning: A review,” *Neurocomputing*, vol. 312, pp. 336-351, 2018.
- [34] P. Ravikumar, M.J. Wainwright, G. Raskutti and B. Yu, “High-dimensional covariance estimation by minimizing ℓ_1 -penalized log-determinant divergence,” *Electronic J. Statistics*, vol. 5, pp. 935-980, 2011.
- [35] A.J. Rothman, P.J. Bickel, E. Levina and J. Zhu, “Sparse permutation invariant covariance estimation,” *Electronic J. Statistics*, vol. 2, pp. 494-515, 2008.
- [36] M. Slawski and M. Hein, “Estimation of positive definite M-matrices and structure learning for attractive Gaussian Markov random fields,” *Linear Algebra and its Applications*, vol. 473, pp. 145-179, 2015.
- [37] J.A. Soloff, A. Guntuboyina and M.I. Jordan, “Covariance estimation with nonnegative partial correlations,” *arXiv preprint arXiv:2007.15252v1 [math.ST]*, 30 July 2020.
- [38] Y. Wang, U. Roy and C. Uhler, “Learning high-dimensional Gaussian graphical models under total positivity without adjustment of tuning parameters,” in *Proc. 23rd Intern. Conf. Artificial Intelligence & Statistics (AISTATS)*, Palermo, Italy, 2020.
- [39] F. Xia, K. Sun, S. Yu, A. Aziz, L. Wan, S. Pan and H. liu, “Graph learning: A survey,” *IEEE Trans. Artificial Intelligence*, vol. 2, pp. 109-127, April 2021.
- [40] J. Ying, J.V. de Miranda Cardoso and D.P. Palomar, “Nonconvex sparse graph learning under Laplacian constrained graphical model,” in *Advances in Neural Information Processing Systems (NeurIPS 2020)*, Vancouver, Canada, Dec. 2020.
- [41] Y. Zhang, K-C. Toh and D. Sun, “Learning graph Laplacian with MCP,” *arXiv preprint arXiv:2010.11559v1 [cs.LG]*, 22 Oct 2020.
- [42] X. Zhou and M. Belkin, “Semi-supervised learning by higher order regularization,” in *Proc. 14th Intern. Conf. Artificial Intelligence & Statistics (AISTATS)*, Fort Lauderdale, FL, 2011.
- [43] X. Zhu, Z. Ghahramani and J. Lafferty, “Semi-supervised learning using Gaussian fields and harmonic functions,” in *Proc. 20th Intern. Conf. Machine Learning (ICML)*, vol. 3, pp. 912-919, 2003.
- [44] H. Zou, “The adaptive lasso and its oracle properties,” *J. American Statistical Assoc.*, vol. 101, pp. 1418-1429, 2006.