

Application of canonical augmentation to the atomic substitution problem

Genki I. Prayogo,^{*,†} Andrea Tirelli,[‡] Keishu Utimula,[†] Kenta Hongo,[¶] Ryo Maezono,[§] and Kousuke Nakano^{*,‡,§}

[†] *School of Materials Science, JAIST, Asahidai 1-1, Nomi, Ishikawa, 923-1292, Japan*

[‡] *International School for Advanced Studies (SISSA), Via Bonomea 265, 34136, Trieste, Italy*

[¶] *Research Center for Advanced Computing Infrastructure, JAIST, Asahidai 1-1, Nomi, Ishikawa 923-1292, Japan*

[§] *School of Information Science, JAIST, Asahidai 1-1, Nomi, Ishikawa, 923-1292, Japan*

E-mail: g.prayogo@icloud.com; kousuke_1123@icloud.com

Abstract

A common approach for studying a solid solution or disordered system within a periodic ab-initio framework is to create a supercell in which a certain amount of target elements is substituted with other ones. The key to generating supercells is determining how to eliminate symmetry-equivalent structures from the large number of substitution patterns. Although the total number of substitutions is on the order of trillions, only symmetry-inequivalent atomic substitution patterns need to be identified, and their number is far smaller than the total. A straightforward solution would be to classify them after determining all possible patterns, but it is redundant and practically unfeasible. Therefore, to alleviate this drawback, we developed a new formalism based on the *canonical augmentation*, and successfully applied it to the atomic substitution problem. Our developed python software package, which is called SHRY (Suite for High-throughput generation of models with atomic substitutions implemented by python),

enables us to pick up only symmetry-inequivalent structures from the vast number of candidates very efficiently. We demonstrate that the computational time required by our algorithm to find N symmetry-inequivalent structures scales *linearly* with N up to $\sim 10^9$. This is the best scaling for such problems.

Introduction

Atomic substitution on solids is the most commonly used strategy in materials science to tune material properties such as for alloying and cation/anion/vacancy doping, which often demonstrate unprecedented functionalities superior to nonsubstituted materials.¹ Within the scientific and technological communities, there is a considerable demand for the ability to predict the extent to which substitutions affect material properties using ab-initio simulations, and to evaluate whether they are useful for achieving desired properties. If we consider vacancy-type defects as a form of substitution (by a vacancy), this covers another industrially important problem: understanding how defects affect materials properties.^{2,3} This problem arises during the evaluation of sample qualities, damages, and degradation. *Ab initio* calculations based on density functional theory (DFT) are the most promising framework for such an assessment; they utilize the microscopic structure models of the substitutions.

There are many strategies for studying disordered crystals or solid solutions within the DFT framework. If one considers disorder effects at the DFT level with preserving the periodicity of a target crystal, virtual crystal approximation (VCA)⁴ or coherent potential approximation (CPA)⁵ combined with the Korringa–Kohn–Rostoker (KKR) method^{6,7} are good choices. The former achieves it by mixing (all electron or pseudo) potentials of the constituent elements based on the composition, whereas the latter utilizes an effective potential of the disordered crystal constructed from the Green’s function of the effective medium. However, because both methods require special implementations, not all ab-initio codes can perform them. The so-called *supercell method* is a considerably simpler yet very powerful strategy. In this method, substitutions are performed within

the supercell of the original (*i.e.*, unsubstituted) unit cell. While the supercell approach is simple and applicable for any ab-initio frameworks, an intrinsic problem is that the approach introduces an *artificial* periodic-boundary condition that does not exist in real materials. A direct approach to alleviate this artificial periodicity is increasing the size of the supercell. Although a larger supercell inevitably increases computational costs, recent advances in high-performance computing allow us to handle it even at the phonon analysis level^{8,9}. Further, a larger supercell affords the finer resolution of the substitution concentration compared to that with an unsubstituted unit cell because only discrete substitutions are allowed in the supercell approach¹⁰. In addition, more sophisticated methods required to alleviate artificial periodicity have been devised. One such successful method is the quasi-random structures method (SQS)^{11,12}. This method finds the closest periodic supercell to the genuine disordered state based on correlation functions. If the thermodynamical properties are in focus, the cluster expansion method with Monte Carlo sampling¹³ is another very effective technique for studying disordered crystals¹⁴. Several schemes have been developed^{15–18} to correct spurious interactions between supercell images for studying charged defects in crystals more quantitatively. These methods ensure that the supercell approach is effective and reliable. In this study, we focus on the supercell approach.

Within the supercell approach, a solid solution or disordered system is modeled with a supercell in which a certain amount of target elements is substituted with other ones. The number of possible atomic substitution patterns grows *combinatorically* with the substitution concentration and size of the supercell; this readily causes technical issues in the DFT framework. We consider a magnetic alloy $(\text{Nd}_{0.7}\text{Ce}_{0.225}\text{La}_{0.075})_2\text{Fe}_{14}\text{B}$ ¹⁹ to illustrate this phenomenon; for this alloy, a supercell with at least 9 Ce and 3 La substituting a part of 40 Nd sites is required. The number of possible atomic configurations in this case amounts to $40! / (28!9!3!) = 1,229,107,765,600$ ¹⁹. However, many of these configurations are related with crystallographic symmetry operations; however, only symmetry-inequivalent structures are sufficient for ab-initio simulations. This implies that these *redundant* configurations containing many symmetry-equivalent configurations can be further categorized into those composed of *only symmetry-inequivalent configurations*. The key point here

is identifying a set of symmetry-inequivalent configurations that is vastly smaller than all possible configuration patterns.

Several software packages have been developed to cope with such vast combinations of atomic substitution in a solid (Table 1); for example, SUPERCELL²⁰, MATERIALS STUDIO® (*i. e.*, DISORDER TOOL)²¹, ENUMLIB²² (also combined with PYMATGEN (Python Materials Genomics)²³), CRYSTAL^{24,25}, and SOD²⁶. One of the well-known efficient algorithms is the so-called *orderly generation*²⁷ that is employed in ENUMLIB²² and SUPERCELL²⁰. In this approach, symmetrically redundant structures are eliminated in a backtrack tree search by carefully selecting one *canonical* representative from every symmetry-equivalent structure set²⁸. The canonicity of a structure is typically checked using lexicographic orders of permutations. In this work, we employ the so-called *canonical augmentation*²⁸. In this approach, structures themselves are not necessarily canonical unlike the orderly generation, but the search tree should be generated *in a canonical way*²⁸. The details are explained later. The canonical augmentation is similar to the orderly generation in the sense that both algorithms exploit canonical labeling map²⁸, but it has several advantages, for instance, one can accelerate the search by using subobject invariants, as shown later. Recently, we developed a python package, called SHRY (a Suite for High-throughput generation of models with atomic substitutions implemented in python). SHRY allows us to pick up only symmetry-inequivalent structures from a set of redundant structures very efficiently based on the canonical augmentation algorithm. The computational time required by our algorithm to find N symmetry-inequivalent structures scales *linearly* with N up to $\sim 10^9$. This is the best scaling for such problems, and superior to existing solutions. In the following, we describe the package specification, underlying method, implementation, and several benchmark tests.

Table 1: Comparisons of several programs implementing combinatorial substitutions in crystals

Package	SHRY	SUPERCELL	MATERIALS STUDIO [®]	CRYSTAL	SOD	ENUMLIB
Release	2021	2016	-	2014	2007	2013
Programming language	Python	C++	Perl	Fortran	Fortran	Fortran + Python
License	MIT	GPL	Commercial	Commercial	GPL	MIT
Input from standard structure files (e.g., CIF)	Yes	Yes	Yes	No	No	Yes
Nondiagonal supercell expansion matrix	Yes	No	Yes	Yes	No	Yes
Coulomb energy sampling	Yes	Yes	Yes	Yes	No	No
Substitutions of several independent Wyckoff positions	Yes	Yes	No	No	No	Yes
Random sampling	Yes	Yes	No	Yes	No	No

Algorithms

Summary of technical details

SHRY is implemented in Python 3, and uses the CIF format as the standard for both reading and writing the reference and generated sets of substituted structures. Unlike other packages, SHRY is purely implemented in python, and therefore, it can be integrated into another python program, in addition to using it as a stand-alone program without any complicated compilation procedures. Structure abstractions, manipulations, and symmetry analysis leverages the feature sets have been reported in PYMATGEN²³ and SPGLIB²⁹. The key point for the implementation is identifying and avoiding, among all possible permutations, multiple instances of symmetrically identical structures. The implementation of a variant of the canonical augmentation³⁰ algorithm is unique to SHRY which allows symmetrically unique structures corresponding to the specified substitute concentration to be recursively generated from the unique structures. Furthermore, the entire set of unique structures for all concentrations can be simultaneously obtained, which is valuable in the study of increasingly complex alloys. When the growth in the number of symmetrically unique structures becomes undesirable, SHRY also allows the random picking of structures up to a user-specified number. Polya’s enumeration theorem^{31,32} provides the expected number for the irreducible structures to aid in this picking.

Theoretical preliminaries

The redundancy of atomic substitutions is attributed to the existence of symmetries in a crystal. Indeed, an atom on a high-symmetric site (*i. e.*, Wyckoff position³³) is related to other atoms on the same Wyckoff position via the symmetry operations of the crystal. Thus, one atomic substitution pattern is often equivalent to others from the view point of crystallographic symmetry. SHRY implements a very efficient technique to avoid the redundancy in this search.

Before explaining the algorithm implemented in SHRY we introduce a few notations and definitions that are used throughout this paper: Given a set Ω , we denote with $\text{Aut}(\Omega)$ the set of bijections $\Omega \rightarrow \Omega$. Let G be a group acting on Ω , *i. e.*, G has a group homomorphism

$$\phi : G \rightarrow \text{Aut}(\Omega),$$

called *action*. We use the notation $g \cdot X$ for $g \in G$ and $X \in \Omega$ for $\phi(g)(X)$. In this setting, the *orbit of X* is defined as the set

$$GX = \{g \cdot X \mid g \in G\},$$

and the *orbit space* Ω/G is the set of all distinct orbits, which is a partition of Ω . The cardinality of Ω/G can be computed using Polya's theorem^{31,32}(sometimes called, Cauchy-Frobenius Lemma, see Ref. 34). Furthermore, given two elements X and Y in Ω , the set $\text{Iso}(X, Y)$ is defined as $\text{Iso}(X, Y) = \{g \in G \mid g \cdot X = Y\}$ and, when $X = Y$, we shall use the notation $\text{Aut}(X) = \text{Iso}(X, X)$. Note that $\text{Aut}(X)$ is a subgroup of G . We will say that two elements are *indistinguishable* if $\text{Iso}(X, Y) \neq \emptyset$, *i. e.* if X and Y belong to the same orbit in Ω/G . An important role in this paper is played by certain functions on Ω whose value is constant over points in the same orbit: given a set Γ , a function $f : \Omega \rightarrow \Gamma$ is *invariant* for the action of G if and only if

$$f(X) = f(g \cdot X), \forall g \in G, \forall X \in \Omega,$$

which means f can descend to a well-defined function $\tilde{f} : \Omega/G \rightarrow \Gamma$, $\tilde{f}(GX) = f(X)$.

Atomic pattern substitution search tree

We consider a very simple case—the problem of coloring the 8 vertices of a cube with two colors, as shown in Fig 1—to explain the main idea of SHRY. We color white vertices with red step-by-step until three of them become red. This is essentially equivalent to the substitution in which three out of eight atoms on a Wyckoff position are substituted with another element (e.g., see Fig. 2. $\text{Ce}_8\text{Pd}_{24}\text{Sb} \rightarrow (\text{Ce}_5, \text{La}_3)\text{Pd}_{24}\text{Sb}$, where Ce and La atoms are on the 8g Wyckoff position and the space group is $221\text{-}Pm\bar{3}m$). We discuss atomic substitutions as if there were no translation symmetry, as in the cube example (*i. e.*, not the space group but the point group); however, our considerations can be extended easily to periodic systems.

The main example of the group action relevant in this work is as follows: let us assign indices $I = (1, 2, \dots, 8)$ to the vertices of a cube. Let G denote the group composed of symmetry operations of the cube, which is also referred to as the *point group* in chemistry (*i. e.*, O_h in the Schoenflies notation). Once we define a one-to-one correspondence between vertices and indices, the action of $g \in G$ on I can be represented as a *permutation operation* such as $\begin{pmatrix} 1 & 2 & 3 & 4 & 5 & 6 & 7 & 8 \\ 8 & 7 & 3 & 4 & 5 & 6 & 2 & 1 \end{pmatrix} \equiv (1, 8)(2, 7)$, and $\begin{pmatrix} 1 & 2 & 3 & 4 & 5 & 6 & 7 & 8 \\ 7 & 8 & 5 & 6 & 3 & 4 & 1 & 2 \end{pmatrix} \equiv (1, 7)(2, 8)(3, 5)(4, 6)$. Each symmetry of the cube corresponds to one of the permutations. For example, the permutation operation $(1, 8)(2, 7)$ mirrors the cube with respect to the plane containing the vertices $\{3, 4, 5, 6\}$ and $(1, 7)(2, 8)(3, 5)(4, 6)$ inverts all the cubes. The cube has 48 automorphisms, *i. e.*, the order of O_h is 48 as there are 48 symmetry operations that do not change the cube. Therefore, in SHRY all symmetry operations of a crystal structure associated with the space group are held as a set of permutations of atom indices.

Let X be an ordered partition of I , $X = (V_1, V_2)$, $V_1 \subset I$, $V_2 \subset I$, and $V_1 \cup V_2 = I$, $V_1 \cap V_2 = \emptyset$. The sets V_1 and V_2 are color classes composed of vertex indices. For instance, $X = \{\{3, 4, 5, 6, 7, 8\}, \{1, 2\}\}$ refers to the cube whose first and second vertices are colored by red while the others are white (X in Fig. 1). We denote with Ω the finite set composed of all ordered partitions of I . The action of G on I can be easily extended to Ω as follows: given $g \in G$ and $X \in \Omega$, we

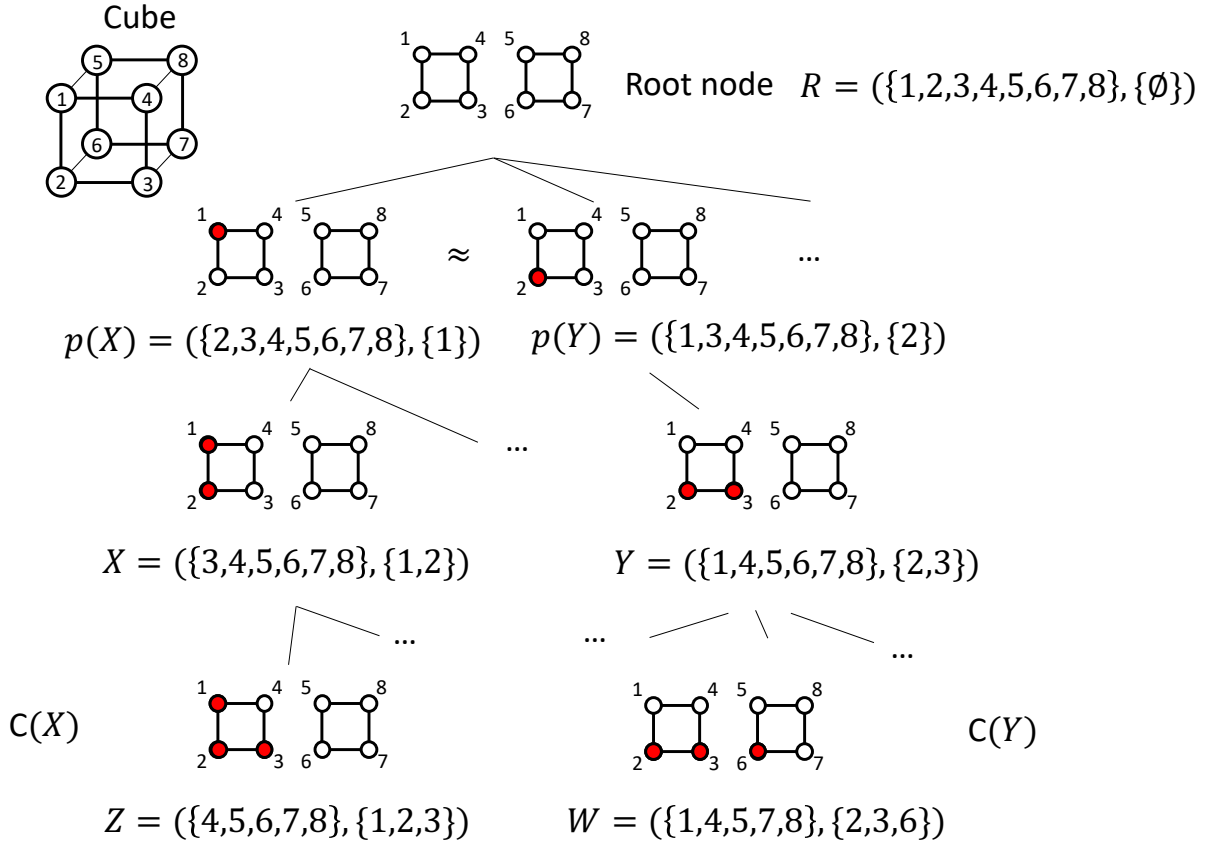


Figure 1: Example of the search tree, where three vertices out of eight are colored by red in a cube. $p(X)$ denotes the parent node of X , whereas the set of children of X are denoted with $C(X)$.

define $g \cdot X$ as

$$g \cdot X = (g \cdot V_1, g \cdot V_2),$$

which is well-defined because g is a permutation and $\{V_1, V_2\}$ is a partition of I .

The set Ω of all possible ordered partitions of I (*i. e.*, coloring patterns of I) is a key set for our analysis. The elements of Ω can be generated recursively using a rooted tree structure (T_I, R) as follows: root R is given by the ordered partition (I, \emptyset) because, for the recursion step, the set of children of X , denoted with $C(X)$, is defined as $C(X) = \{(V_1 \setminus \{i\}, V_2 \cup \{i\}) : i \in V_1\}$ given a node $X = (V_1, V_2) \in T_I$. There is an urgent need to see that the depth of T_I is exactly I . Indeed, we have that the set of nodes on T_I is Ω ; given this identification, we denote a set of non-root nodes of T_I by Ω_{nr} . Moreover, we can just truncate the tree T_I at depth $|V_2|$ to consider only those ordered

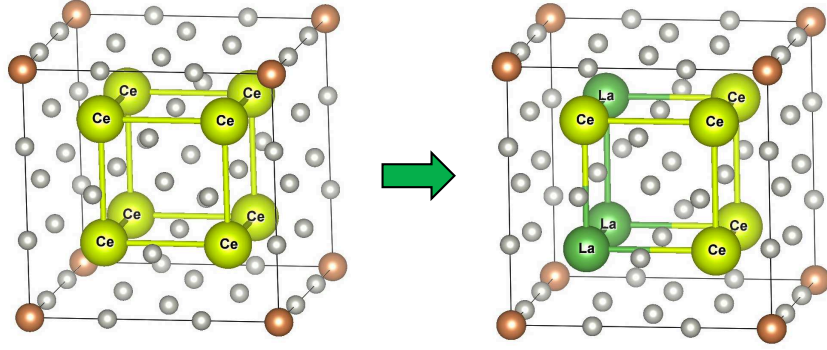


Figure 2: Atomic substitutions corresponding to Fig 1. $\text{Ce}_8\text{Pd}_{24}\text{Sb} \rightarrow (\text{Ce}_5, \text{La}_3)\text{Pd}_{24}\text{Sb}$, where Ce and La atoms are on the 8g Wyckoff position. The crystal structure³⁵ was obtained from the ICSD database³⁶ (CollCode: 83378). The space group is $221\text{-}Pm\bar{3}m$; the crystal structures were depicted by VESTA³⁷.

partitions where V_2 has a fixed number of elements. For a node $X \in T_I$, we denote the parent node of X by $p(X)$. Fig 1 presents the pictorial representation of these definitions.

Given this setting, we summarize the main goal to be achieved by SHRY as follows: efficiently generate all indistinguishable elements of Ω by partially traversing the tree T_I . That is, we want to extract a representative for each orbit $O \in \Omega/G$; in this way, we can obtain a fast enumeration of all indistinguishable atomic substitution patterns of a given structure.

Although it would certainly lead to a correct algorithm, we cannot hope to achieve our goal through the exhaustive traversal of the search tree T_I because the number of elements of Ω , *i. e.* all possible substitution patterns of a given structure, is of the order of trillions in many cases. Indeed, a straightforward solution to the problem would be to generate all configurations row-by-row, as described by the search tree in Fig. 1, and then to maintain a record of the complete configurations (*i. e.* elements of the set of leaves of the tree T_I) encountered, and output a complete configuration only if it is not isomorphic to a complete configuration appearing on record until the number of pooled configurations equals the cardinality of Ω/G obtained from Polya's theorem²⁸. Clearly, this solution is correct and works for the simple cube as shown in Fig. 1; however, for such a solution, it would not be particularly efficient and unfeasible in the actual crystal structure substitution problem, regardless of the implementation, because the total number of patterns often exceeds several

billions. Further, the search tree in Fig. 1 indicates that the same isomorphism class of atomic substitution pattern is encountered multiple times in the traversal; this implies that useless computations are often performed, *i. e.* checking whether the current configuration lies in an orbit that has not been encountered yet. The need of performing all such checks worsens the efficiency of the algorithm, because in many cases, we check if $X \cong Y$ is a computationally demanding operation.

Isomorph rejection and canonical augmentation

Efficiency issues outlined above can be addressed using the *isomorph rejection* technique. The term isomorph rejection was introduced in Ref. 38 for techniques that can eliminate redundancy in problems requiring exhaustive search. The main idea of isomorph rejection is explained as follows²⁸: if isomorphic nodes are assumed to have isomorphic children (assumption fulfilled for T_I), then, in the traversal of the search tree, we can prune those subtrees whose root belongs to an isomorphism class already encountered; clearly, traversing only the non-pruned subtrees suffices for isomorph-free exhaustive generation. A straightforward implementation of the isomorph rejection involves keeping a global record \mathcal{R} of the objects seen so far during the traversal of the search tree. Whenever an object X is encountered, it is tested for isomorphism against the recorded objects in \mathcal{R} . If X is isomorphic to a recorded object, then the subtree rooted at X is pruned as redundant. This approach is presented in Algorithm 1. Although the isomorph rejection approach is more efficient than the naive exhaustive generation, the algorithm is not practical for our complex problem because of two reasons: first, a clear difficulty of this implementation is that it requires storing the set \mathcal{R} of the non-isomorphic objects encountered. When the number of nonisomorphic partial objects is large, the available memory (or storage) space can quickly run out. Second, there is still a need to perform the check whether two nodes are isomorphic too many times.

These subtleties can be overcome using a technique called *canonical augmentation*, implemented in SHRY which is a refinement of isomorph rejection. A detailed explanation of this canonical augmentation technique is provided in Chapter 4.3 of Ref. 28. In brief, the key of the

Algorithm 1 Isomorph rejection via recorded objects²⁸

Function: record-traverse(X)

- 1: **if** there exists an $Y \in R$ such that $X \cong Y$ **then**
- 2: **return**
- 3: **end if**
- 4: $R \leftarrow R \cup \{X\}$
- 5: **print** X
- 6: **for all** $Z \in C(X)$ **do**
- 7: record-traverse(Z)
- 8: **end for**
- 9: **return**

End Function

canonical augmentation algorithm is a relationship between a node X and its parent $p(X)$. To this end, we extend the definition of the isomorphism to the pair of objects: given $X, Y, W, Z \in \Omega$, (X, Z) is isomorphic to (Y, W) , which is denoted as $(X, Z) \cong (Y, W)$ if and only if there exists a $g \in G$ such that $g \cdot X = Y$ and $g \cdot Z = W$.

A key feature of the canonical augmentation algorithm is the existence of certain functions that map nodes to other nodes. Consider a function $m : \Omega_{nr} \rightarrow \Omega$ such that, for all $X, Y \in \Omega_{nr}$ $(X, m(X)) \cong (Y, m(Y))$, if and only if $X \cong Y$. The function m is called a *canonical parent function* and the pair $(X, m(X))$ is called the *canonical augmentation* of X . Using such a function m , provided that the pair (Ω, m) satisfies certain assumptions, one can devise Algorithm 2 so that it returns exactly one element for each orbit of the action of G on Ω . The assumptions required to ensure that Algorithm 2 returns the desired output are

Assumption 1. For all nodes $X, Y \in \Omega$, it holds that, if $X \cong Y$, then for every $Z \in C(X)$ there exists a $W \in C(Y)$ such that $(Z, X) \cong (W, Y)$.

Assumption 2. For every nonroot node $X \in \Omega_{nr}$, there exists a node $Y \in \Omega_{nr}$ such that $X \cong Y$ and $(Y, m(Y)) \cong (Y, p(Y))$.

We say that a node Z satisfying the property of assumption 2, i. e. $(Z, p(Z)) \cong (Z, m(Z))$, is *generated by canonical augmentation*. The proof that Algorithm 2 is corrected provided Assumptions

Algorithm 2 Generation by canonical augmentation²⁸

Function: canaug-traverse(X)

```
1:  $A \leftarrow \text{Aut}(X)$ 
2:  $O \leftarrow \{\emptyset\}$ 
3: for all  $Z$  in  $C(X)$  do
4:   if  $Z \notin O' : \forall O' \in O$  then
5:      $O \leftarrow O \cup \{C(X) \cap \{aZ : \forall a \in A\}\}$ 
6:   end if
7: end for
8: for all  $O' \in O$  do
9:    $Z \leftarrow \exists Z \in O'$ 
10:  if  $(Z, p(Z)) \cong (Z, m(Z))$  then
11:    canaug-traverse( $Z$ )
12:  end if
13: end for
14: return
```

End Function

1 and 2 are verified can be found in Theorem 4.31 in Ref. 28. The key observation on the pair (Ω, m) is as follows: assume that Z and W are isomorphic nodes encountered in the tree traversal. Furthermore, assume that both nodes are generated by canonical augmentation. It then follows that

$$(Z, p(Z)) \cong (Z, m(Z)) \cong (W, m(W)) \cong (W, p(W)),$$

which implies $p(Z) \cong p(W)$. Now, if isomorph rejection has already been performed on parent nodes, Z and W are siblings. Moreover, from the above chain of pair isomorphisms, we get that $(Z, X) \cong (W, X)$, where $X = p(Z) = p(W)$ implies that $a \cdot Z = W$ for some $a \in \text{Aut}(X)$. Thus, we conclude that any two isomorphic nodes Z and W generated by canonical augmentation must be related by an automorphism of their common parent node, *i. e.*, X . Thus, it follows that one has to perform *isomorph rejection only among siblings* when traversing a search tree based on the automorphisms of X ; this drastically decreases the computational cost compared with the simple isomorph rejection technique. Furthermore, no objects need to be stored in memory for isomorph rejection. Moreover, the decision whether to accept or reject a node can be made *locally* based on

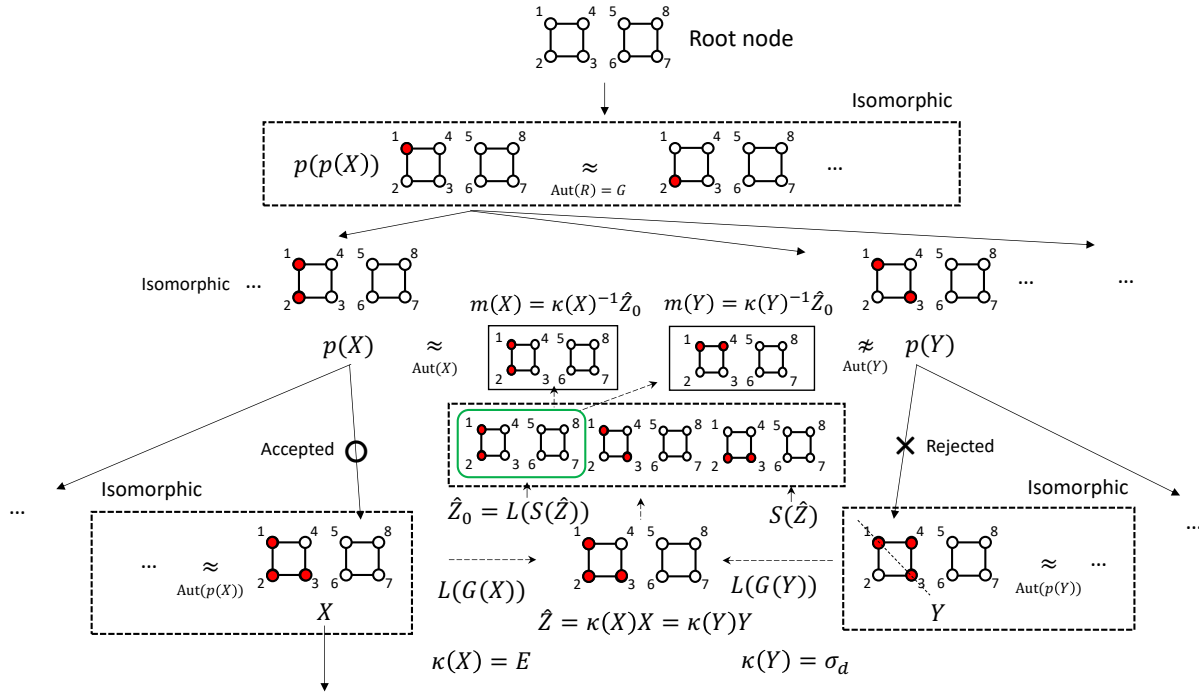


Figure 3: A schematic of the generation via canonical augmentation. The key to canonical augmentation is the relationship between a node X and its parent $p(X)$. SHRY checks if $(X, p(X)) \cong (X, m(X))$; otherwise, X is disregarded. The selection of a subobject \hat{Z}_0 depends only on the canonical form \hat{Z} and not on Z . Thus, the following important relation holds: $\hat{Z} = \hat{W}$ and $Z_0 = W_0$ for any two isomorphic objects.

a procedure that determines whether the child node X is generated by canonical augmentation. In addition, the search can be efficiently parallelized because disjoint subtrees can be searched independently of each other.

The key to implementation is defining function m that satisfies the relation $(X, m(X)) \cong (Y, m(Y))$ and Assumptions 1 and 2. We now explain how to define such a function for the atomic substitution pattern problem, which SHRY solves. First, the search tree T_I fulfills Assumption 1. As such, we are left to finding m such that m is a canonical parent function and Assumption 2 is satisfied. We define a function W that, given in input a set of non-root nodes, it returns the node that is the smallest with respect to the lexicographic order. We define the function

$$L : \mathcal{P}(\Omega_{nr}) \rightarrow \Omega_{nr}, L(K) = \arg \min K,$$

where argmin works within the lexicographic order, and the notation $\mathcal{P}(-)$ stands for the power set operation. Using L , we can define a canonical labeling map for the action of G on Ω , *i. e.* a function $\kappa : \Omega \rightarrow G$ such that, for all $g \in G$ and $X \in \Omega$, the following holds.

$$\kappa(gX)gX = \kappa(X)X. \tag{1}$$

To define κ , we proceed as follows: for $X \in \Omega$, let $g_X \in G$ such that $g_X X = L(GX)$. It is easy to see that, in our case, at least one such g_X always exists, for all $X \in \Omega$. Then, we define

$$\kappa(X) = g_X. \tag{2}$$

The fact that κ is indeed a canonical labeling map is an immediate consequence of the equality

$$GX = G(gX),$$

that holds for all $g \in G$ and $X \in \Omega$, from the very definition of the orbit. We need one last definition

to define the canonical parent map: for the nonroot node X , we define *the set of subobjects* of X , denoted with $S(X)$, as

$$S(X) = \{(V_1(X) \cup \{i\}, V_2(X) \setminus \{i\}) : i \in V_2(X)\}. \quad (3)$$

The set $S(X)$ can also be considered as the set of all possible parents of X in the search tree T_I . Finally, we define the function m as

$$m(X) = \kappa(X)^{-1}(L(S(\kappa(X)X))) \quad (4)$$

The above construction of the map m is an instance of a procedure, outlined in Chapter 4.2.3 of Ref. 28, to construct a canonical parent function that satisfies Assumption 2 starting from canonical labeling; the procedure reads

- a). Compute the canonical labeling $\kappa(Z) \in G$ and the canonical form $\hat{Z} = \kappa(Z)Z$ for Z ;
- b). Select a sub-object $\hat{Z}_0 \in S(\hat{Z})$ such that the selection depends only on the canonical form \hat{Z} and not on Z and that the following equation holds: $\hat{Z} = \hat{W}$ and $\hat{Z}_0 = \hat{W}_0$ for any two isomorphic objects, $Z, W \in \Omega_{nr}$;
- c). Define $m(Z) := \kappa(Z)^{-1}\hat{Z}_0$.

Our construction of m follows the above steps; therefore, Assumptions 1 and 2 are fulfilled for m . Thus, Algorithm 2 allows us to extract representative orbits, *i. e.*, the set of unique atomic substitution patterns, in a very efficient manner.

Speeding up canonical augmentation

The canonical augmentation algorithm can be further improved using *subobject invariants*, as defined in Chapter 3.3.4 Ref. 28, which allows us to avoid the computationally expensive calculation of the object $m(X)$. This is a great advantage of the canonical augmentation algorithm over the

orderly generation that needs to check the canonicity of a structure every time²⁸. Indeed, in Algorithm 2, we are essentially only interested in testing whether

$$(Z, m(Z)) \cong (Z, p(Z)) \quad (5)$$

holds for a nonroot node $Z \in \Omega_{nr}$ encountered in the search. It suffices to check whether $m(Z)$ and $p(Z)$ are in the same orbit of the action of $\text{Aut}(Z)$ on the set of subobjects $S(Z)$ (it is necessary to check if the action of G on Ω induces an action of $\text{Aut}(Z)$ on $S(Z)$) to check whether the isomorphism Eq. (5) holds. This observation can often be exploited to gain efficiency: indeed, assume that one can define a function $\phi : \Omega_{nr} \rightarrow \Gamma$, where Γ is a poset such that for all $Z \in \Omega_{nr}$, it induces an invariant map

$$\tilde{\phi} : S(Z)/\text{Aut}(Z) \rightarrow \Gamma \quad (6)$$

and the minimum of $\tilde{\phi}$ on $S(Z)/\text{Aut}(Z)$ is unique. Such a minimum is denoted as γ_Z . Within this framework, we replace the definition of m given in Eq. (4) with

$$m(X) = \kappa(X)^{-1}(L(\gamma_{\kappa(X)X})). \quad (7)$$

With this definition of m , it suffices to check whether

$$p(X) = \arg \min_{Z \in S(X)} \phi(Z).$$

to verify that $m(X)$ and $p(X)$ are in the same orbit for the action of $\text{Aut}(X)$ on $S(X)$. Indeed, in this case, the property of $\tilde{\phi}$ guarantees that there exists $g \in \text{Aut}(X)$ such that $g \cdot p(X) = m(X)$. For our case, we consider the function $T : \Omega_{nr} \rightarrow \mathbb{R}^2$, where $T(Z)$ represents a tuple of the sums of the distance matrices, $T(Z) = (D(V); V \in Z)$, where $D(V) = \sum_{i,j} d_{i,j}$; $i, j \in V$, and $d_{i,j}$ is the Euclidean distance between vertices (atoms) i and j in the cube (in a crystal), and the partial order on \mathbb{R}^2 is the lexicographic one. One can select a different function $D(V)$ as far as it is invariant with respect to symmetry operations such as the determinant, *i. e.*, $D(V) = \det(d_{i,j}); i, j \in V$. Only one

between $D(V_1)$ and $D(V_2)$ is sufficient to define the invariant in the simple case; however, we use the given definition as it generalizes naturally when substituting atoms in a Wyckoff position with more than two elements, or when targeting more than the Wyckoff positions. Indeed, function T is invariant with respect to the action of G on Ω . Therefore, for each $Z \in \Omega$, T descends to a map $\tilde{T} : S(Z)/\text{Aut}(Z) \rightarrow \mathbb{R}^2$; unfortunately, the minimum of \tilde{T} on $S(Z)/\text{Aut}(Z)$ is not unique; therefore, if we define the canonical augmentation map as per Eq. (7), we cannot straightforwardly follow the above procedure: given two nodes X and Y , if $T(X) \neq T(Y)$, X and Y cannot be isomorphic by definition; the vice versa does not hold, *i. e.* two nodes with the same invariant T may or may not be isomorphic. Thus, given a node Z , if $p(Z)$ is the unique subobject in $S(Z)$ which realizes the minimum of T , then we must have $p(Z) = m(Z)$; this can be decided by invariant computations only, without ever computing $m(Z)$. Similarly, if $p(Z)$ does not have the maximum invariant value in $S(Z)$, $p(Z)$ and $m(Z)$ must occur in different orbits of $\text{Aut}(Z)$ on $S(Z)$. In the case where $p(Z)$ is not the unique subobject in $S(Z)$ with the minimum determinant (*i. e.*, $S(Z)$ includes two or more objects which realize the minimum of T in $S(Z)$); then, we must proceed with the usual procedure with canonical labeling and explicitly compute $m(Z)$. Several benchmark results of the acceleration are shown in Table 2. The results imply that the use of the distance matrix does not always accelerate the computation. This is because the current implementation, *i. e.*, the sum of distance matrix, is often too simple to distinguish structures belonging to different orbits on a subobject. A more distinguishable subject invariant could certainly accelerate the exhaustive search. This is an interesting future work to fully exploit the advantage of the canonical augmentation algorithm.

Extensions

The algorithm can be easily extended to replace a single site with three or more elements or to replace two or more sites. We assign sequential indices for the atomic site $I = \{1, 2, \dots, N_{\text{atom}}\}$, where N_{atom} is the number of atoms in the simulation cell. Then, we define

$$X = (V_{1,1}, \dots, V_{1,n_c(1)}, \dots, V_{i,1}, \dots, V_{i,n_c(i)}, \dots, V_{n_w,1}, \dots, V_{1,n_c(n_w)}), \quad (8)$$

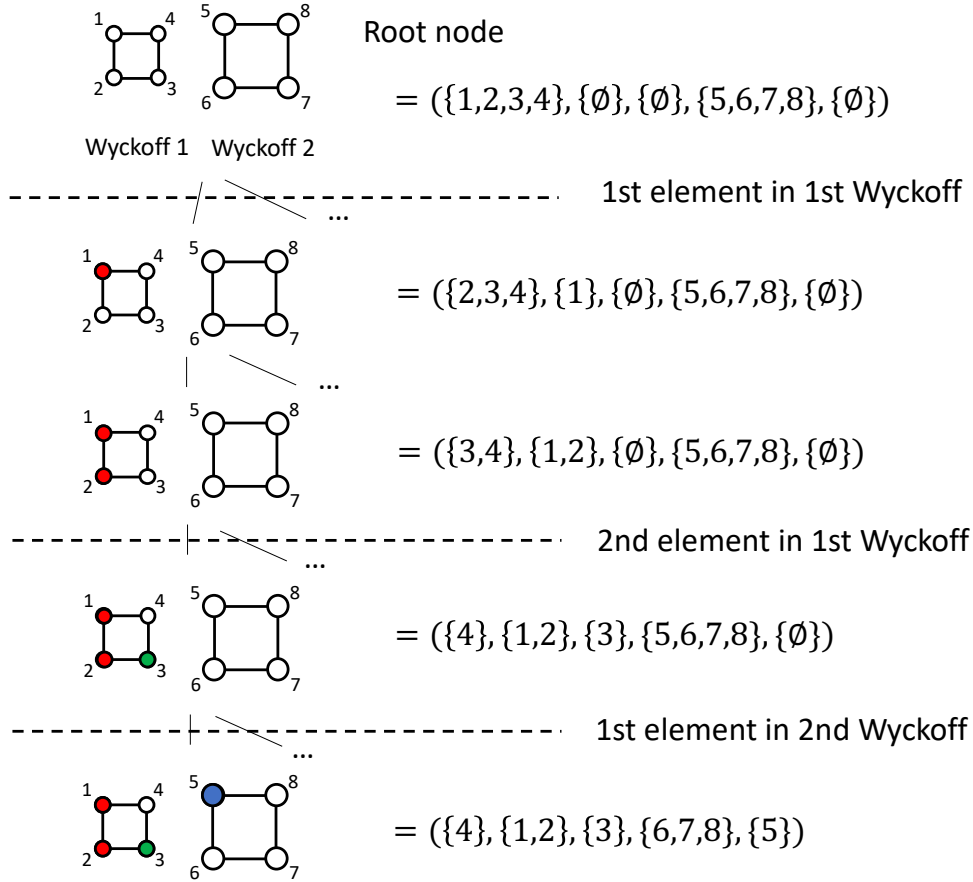


Figure 4: An extension of the search tree to replace a single site with three or more elements and/or to replace two or more sites. When the atomic substitution ends for the j -th element in the i -th Wyckoff position, SHRY proceeds with the substitution for the $(j + 1)$ -th element in the i -th Wyckoff position. Similarly, when the atomic substitution ends for the i -th Wyckoff position, SHRY proceeds with the substitution for the $(i + 1)$ -th Wyckoff position.

where $n_c(i)$ and n_w represent the number of different elements in the i -th Wyckoff position, and the number of Wyckoff positions in a crystal, respectively. The same element in different Wyckoff sites are treated as different type of elements. In the multielement and multi-Wyckoff frameworks, an analogue of tree T_l can be generated according to the rule: given a node X , the set of its children

is $C(X)$, which is defined as

$$\begin{aligned}
C(X) = \{ & (V_{1,1}, \dots, V_{1,n_c(1)}, \dots, \\
& V_{i,1} \setminus \{l\}, \dots, V_{i,j} \cup \{l\}, \dots \\
& V_{n_w,1}, \dots, V_{n_w,n_c(n_w)}; l \in V_{i,1}) \}
\end{aligned} \tag{9}$$

for the j -th ($j > 1$) element in the i -th Wyckoff position. When the atomic substitution ends for the j -th element in the i -th Wyckoff position, SHRY proceeds with the substitution for the $(j + 1)$ -th element in the i -th Wyckoff position.¹ Similarly, when the atomic substitution ends for the i -th Wyckoff position, SHRY proceeds with the substitution for the $(i + 1)$ -th Wyckoff position. The schematic is shown in Fig. 4. Accordingly, given a node X , the set $S(X)$ of subobjects of X is defined with the formula

$$\begin{aligned}
S(X) = \{ & (V_{1,1}, \dots, V_{1,n_c(1)}, \dots, \\
& V_{i,1} \cup \{l\}, \dots, V_{i,j} \setminus \{l\}, \dots \\
& V_{n_w,1}, \dots, V_{n_w,n_c(n_w)}; l \in V_{i,j}) \},
\end{aligned} \tag{10}$$

for the j -th (> 1) element in the i -th Wyckoff position. Functions L , K , and T are extended in a natural manner. Thus, theorems and methods discussed for the single-element, single-Wyckoff case also hold for the multielement and multiWyckoff cases.

Another possible extension of the canonical augmentation algorithm is to the case of periodic systems. This can be achieved by using the space group \tilde{G} instead of the point group G . A user needs to specify the size of the supercell so that the number of substituted atoms becomes an integer for the desired solid solubility. The space group \tilde{G} is composed of an infinite number of elements of translation symmetry. Therefore, we treat all translation symmetries larger than the lattice vectors of the specified supercell size as the identity transformation.

¹One can employ a different sequence of the substitution: e.g. when substituting A with B and C ($A_8 \rightarrow A_5B_2C_1$), substituting A with B' (=B+C) (i.e., $A_8 \rightarrow A_5B'_3$) first, then replacing B' with C (i.e., $A_5B'_3 \rightarrow A_5B_2C_1$).

Table 2: Comparison of pattern generation times with and without the distance-matrix acceleration technique. Here, Code refers to the unique ID of the corresponding reference structure in Crystallography Open Database (COD)³⁹. The CPU times were measured on Intel® Xeon® G-6242 (2.8 GHz) processor by the TIME command, where the time-consuming I/O operations were disabled.

Compound	Code	Supercell	Composition	Patterns	Symmetries	With (s)	Without (s)	speed up
(Pb,Sn)Te ₂	9011358	2 × 2 × 2	Pb ₅ Sn ₁₁ Te ₃₂	45,497	1536	13.74	38.92	× 2.83
Bi ₂ CuO ₄	1008474	2 × 1 × 1	Bi ₁₆ Cu ₈ O ₂₄ S ₇ Se ₁	5,259,150	16	133.41	308.81	× 2.31
SmFe ₁₂	1525023	1 × 1 × 1	Sm ₂ Fe ₁₅ Ti ₆ Mo ₃	148,176	256	113.83	114.85	× 1.01

Coulomb energy calculations

Coulomb energy is useful for predicting the stability of the proposed structure before performing more expensive *ab initio* calculations. Since SHRY can provide Pymatgen’s Structure in runtime, a user can filter out less stable structures before saving them to the disk using the corresponding module from Pymatgen or any other tool of choice. We provide an example on how to do this with the distribution.

Comparison with existing software packages

Since the atomic substitution problem is very general and important, several software packages have already been developed. Table 1 presents a comparison of SHRY with the existing software packages. To our best of knowledge, the site-occupancy disorder (SOD) package is the pioneering work in this field²⁶. The software package has been applied for many disordered systems so far since 2007. Another open-source package with similar functionalities is the ENUMLIB package²². The code enables us to generate derivatives superstructures of a parent lattice in a considerably efficient manner, and it has been integrated into PYMATGEN²³. The atomic substitution problem is solved by several commercial software packages. The DISORDER TOOL tool implemented in MATERIALS STUDIO^{®21} is a very user-friendly GUI-based module that is used to generate solid-solutions. Similar functionalities are implemented in a well-known DFT code, CRYSTAL program^{25,40}, to treat disorder systems within the periodic ab-initio framework. SUPERCELL²⁰ is the most recent and

sophisticated software package in the field. The package implemented a considerably efficient algorithm for the atomic substitution problem called “orderly generation,”^{27,28} which is similar to our canonical augmentation implementation in the sense that both algorithms exploit canonical map labeling²⁸. Within the existing solutions, Okhotnikov et al.²⁰ reported that only the SUPERCELL package could deal with cases with a large number of permutations because the other programs would crush on such computationally demanding test cases. Therefore, for the benchmark test, the relevant comparison is between SHRY ver. 1.0.0 and SUPERCELL ver. 1.2.

Benchmark test

$A_x\text{Pb}_{1-x}\text{Te}$ is a typical benchmark system used for testing the performance of an atomic substitution program. Table 3 summarizes the results for this benchmark test. Since SHRY is implemented in python (*i. e.* an interpreted language), it is intrinsically slower than the other ones implemented in compiled programming languages such as C++. Nevertheless, SHRY’s performance for the largest problem ($N \sim 400,000$) is as fast as the SUPERCELL implemented in C++.

We benchmarked SHRY and SUPERCELL for a variety of systems. For the benchmark data set, we randomly chose several `cif` files from Crystallography Open Database (COD)³⁹ for each space group, as listed in Table S-I (Supporting Information), and we generated `cif` files containing up to three atomic substitution sites. The supercell size and atomic substitution sites were randomly and repeatedly selected for each compound until the total number of symmetry-inequivalent structures becomes less than 10^9 . The number of compounds used for the benchmark test is 500. Table S-I lists the compounds, unique IDs in the database, space groups, compositions used for the benchmark test. Further, we report the sizes of supercells, substituted Wyckoff position(s), total numbers of substituted structures, and numbers of symmetry-inequivalent structures. The computational times required to find all symmetry-inequivalent structures are summarized in the rightmost columns of Table S-I. We confirmed that the total amount of substitution patterns including symmetry-equivalent structures and number of symmetry-inequivalent structures are consistent

Table 3: The total number of possible atom combinations for different supercell sizes of the $\text{A}_{0.5}\text{Pb}_{0.5}\text{Te}$ system. The CPU times of SHRY and SUPERCELL were measured on Intel[®] Xeon[®] G-6242 (2.8 GHz) processor by the TIME command, where the time-consuming I/O operations were disabled. The distributed binary SUPERCELL program was used for the test.

Total number of atoms in the simulation cell	8	16	24	32	64
Supercell size $a \times b \times c$	$1 \times 1 \times 1$	$1 \times 1 \times 2$	$1 \times 1 \times 3$	$1 \times 2 \times 2$	$2 \times 2 \times 2$
Symmetry operations	192	128	192	256	1536
Total combinations (symmetry-inequivalent structures)	6(1)	70(8)	924 (34)	12,870 (153)	601,080,390 (404,582)
Performance of SHRY (s)	1.31	1.32	1.45	1.64	252.69
Performance of SUPERCELL (s)	0.39	0.40	0.46	0.57	408.84

between SHRY and SUPERCELL for all compounds listed in Table S-I with the given substitution patterns. Since SUPERCELL is written in a compiled language (C++), while SHRY is implemented in python, we performed a normalization on the total CPU times to *fairly* compare the performances: namely, given a set of validation structures, S , and by denoting the CPU times taken on configuration $i \in S$ by SHRY and SUPERCELL as $t_{shry}(i)$ and $t_{supercell}(i)$, respectively, we define the normalized times $\tilde{t}_{shry}(j)$ and $\tilde{t}_{supercell}(j)$ as

$$\tilde{t}_*(j) = \frac{t_*(j)}{\min_{i \in S} t_*(i)},$$

for $*$ = *shry*, *supercell*. In Fig. 5, we show the comparison, which indicates that, in this normalized setting, the computational time is almost constant up to $N \sim 10^4$ in the small N region both in SHRY and SUPERCELL; here, N refers to the number of symmetrically distinct configurations. This is because preconditioning parts such as finding symmetry operations of an unsubstituted structure are the rate-determining steps of the algorithms (e.g., the actual CPU times are less than 1 s and 3 s for $N \leq 10^4$ in SUPERCELL and SHRY, respectively). Instead, the computational time in the large N region increases as N increases; however, it scales *linearly* up to $N \sim 10^9$ both in SHRY and SUPERCELL, *i. e.*, they achieve the best scaling for such problems. The linear fits with the $N \geq 10^4$ points show that the normalized computational times scale with $N^{0.83}$ and $N^{0.69}$ for SUPERCELL and SHRY, respectively.

Conclusion

We applied isomorph-free exhaustive generation based on canonical augmentation to the atomic substitution problem. The canonical augmentation allowed us to pick up only symmetry-inequivalent structures from the vast number of candidates very efficiently. This is very useful when employing the supercell approach to study a solid solution or a disordered system in an ab-initio calculation. The proposed algorithm SHRY (Suite for High-throughput generation of models with atomic substitutions implemented by python) was implemented in a python software package. Although we showed several examples where some elements are substituted by other elements in this paper, the application of SHRY is not limited to them. For instance, SHRY can also be applied for studying vacancies, magnetic structures (e.g., configurations of up and down spins), and charge disproportionation in crystals within the supercell approach as far as symmetry-inequivalent patterns are concerned. A great advantage of the canonical augmentation algorithm over the other isomorphic rejection techniques is the use of the subobject invariant that enables us to avoid computing the time-consuming canonical labeling map. The present implementation, i.e., the sum of the distance matrix, is sometimes not capable of distinguishing objects belonging to different orbits on a subobject. Finding a more distinguishable subject invariant is an interesting future work to fully exploit the advantage of the canonical augmentation algorithm, realizing a more efficient exhaustive search.

Data and Software Availability

The python software package, SHRY, is distributed on our GITHUB repository [<https://doi.org/10.5281/zenodo.5652360>] under the MIT license. All the CIF files used for the benchmark test are also available from our GITHUB repository [<https://doi.org/10.5281/zenodo.5652360>] and those of unsubstituted structures are available from Crystallography Open Database (COD)³⁹ [<https://www.crystallography.net/>]. The unique IDs of the compounds in the database, the compositions and the substituted Wyckoff position(s) are shown in Table S-I. The measured CPU times plotted in Fig. 5 are summarized in

the rightmost columns of Table S-I.

Acknowledgments

The authors acknowledge the facilities of Research Center for Advanced Computing Infrastructure at JAIST. G.P. gratefully acknowledges the financial support from the JST SPRING (Grant Number JPMJSP2102). A.T. acknowledges financial support from the MIUR Progetti di Ricerca di Rilevante Interesse Nazionale (PRIN) Bando 2017 (Grant Number 2017BZPKSZ). K.H. is grateful for financial support from the HPCI System Research Project (Project ID: hp210019, hp210131, and jh210045) and MEXT-KAKENHI (JP16H06439, JP17K17762, JP19K05029, JP19H05169, and JP21K03400) and the Air Force Office of Scientific Research (Award Numbers: FA2386-20-1-4036). R.M. is grateful for financial supports from MEXT-KAKENHI (JP16KK0097, JP19H04692, and JP21K03400), FLAGSHIP2020 (project nos. hp190169 and hp190167 at K-computer), the Air Force Office of Scientific Research (AFOSR-AOARD/FA2386-17-1-4049;FA2386-19-1-4015), and JSPS Bilateral Joint Projects (with India DST). K.N. acknowledges a support from the JSPS Overseas Research Fellowships, that from Grant-in-Aid for Early-Career Scientists (Grant Number JP21K17752), and that from Grant-in-Aid for Scientific Research(C) (Grant Number JP21K03400).

References

- (1) Kageyama, H.; Hayashi, K.; Maeda, K.; Attfield, J. P.; Hiroi, Z.; Rondinelli, J. M.; Poepelmeier, K. R. Expanding frontiers in materials chemistry and physics with multiple anions. *Nat. Commun.* **2018**, *9*, 1–15.
- (2) Ichibha, T.; Prayogo, G.; Hongo, K.; Maezono, R. A new ab initio modeling scheme for the ion self-diffusion coefficient applied to the ϵ -Cu₃Sn phase of the CuSn alloy. *Phys. Chem. Chem. Phys.* **2019**, *21*, 5158–5164.

- (3) Ichibha, T.; Benali, A.; Hongo, K.; Maezono, R. Ti interstitial flows giving rutile TiO₂ reoxidation process enhancement in (001) surface. *Phys. Rev. Materials* **2019**, *3*, 125801.
- (4) Bellaiche, L.; Vanderbilt, D. Virtual crystal approximation revisited: Application to dielectric and piezoelectric properties of perovskites. *Phys. Rev. B* **2000**, *61*, 7877–7882.
- (5) Soven, P. Coherent-Potential Model of Substitutional Disordered Alloys. *Phys. Rev.* **1967**, *156*, 809–813.
- (6) Korringa, J. On the calculation of the energy of a Bloch wave in a metal. *Physica* **1947**, *13*, 392–400.
- (7) Kohn, W.; Rostoker, N. Solution of the Schrödinger equation in periodic lattices with an application to metallic lithium. *Phys. Rev.* **1954**, *94*, 1111.
- (8) Nakano, K.; Hongo, K.; Maezono, R. Phonon dispersions and Fermi surfaces nesting explaining the variety of charge ordering in titanium-oxypnictides superconductors. *Sci. Rep.* **2016**, *6*, 29661.
- (9) Nakano, K.; Hongo, K.; Maezono, R. Investigation into Structural Phase Transitions in Layered Titanium-Oxypnictides by a Computational Phonon Analysis. *Inorg. Chem.* **2017**, *56*, 13732–13740.
- (10) Utimula, K.; Hunkao, R.; Yano, M.; Kimoto, H.; Hongo, K.; Kawaguchi, S.; Suwana, S.; Maezono, R. Machine-Learning Clustering Technique Applied to Powder X-Ray Diffraction Patterns to Distinguish Compositions of ThMn₁₂-Type Alloys. *Adv. Theory Simul.* **2020**, *3*, 2000039.
- (11) Wei, S.-H.; Ferreira, L. G.; Bernard, J. E.; Zunger, A. Electronic properties of random alloys: Special quasirandom structures. *Phys. Rev. B* **1990**, *42*, 9622–9649.
- (12) Zunger, A.; Wei, S.-H.; Ferreira, L. G.; Bernard, J. E. Special quasirandom structures. *Phys. Rev. Lett.* **1990**, *65*, 353–356.

- (13) Seko, A.; Koyama, Y.; Tanaka, I. Cluster expansion method for multicomponent systems based on optimal selection of structures for density-functional theory calculations. *Phys. Rev. B* **2009**, *80*, 165122.
- (14) Yoshio, S.; Hongo, K.; Nakano, K.; Maezono, R. High-Throughput Evaluation of Discharge Profiles of Nickel Substitution in LiNiO_2 by Ab Initio Calculations. *J. Phys. Chem. C* **2021**, *125*, 14517–14524.
- (15) Freysoldt, C.; Neugebauer, J.; Van de Walle, C. G. Fully Ab Initio Finite-Size Corrections for Charged-Defect Supercell Calculations. *Phys. Rev. Lett.* **2009**, *102*, 016402.
- (16) Rurali, R.; Cartoixà, X. Theory of defects in one-dimensional systems: application to Al-catalyzed Si nanowires. *Nano lett.* **2009**, *9*, 975–979.
- (17) Murphy, S. T.; Hine, N. D. M. Anisotropic charge screening and supercell size convergence of defect formation energies. *Phys. Rev. B* **2013**, *87*, 094111.
- (18) Kumagai, Y.; Oba, F. Electrostatics-based finite-size corrections for first-principles point defect calculations. *Phys. Rev. B* **2014**, *89*, 195205.
- (19) Utimula, K.; Prayogo, G. I.; Nakano, K.; Hongo, K.; Maezono, R. Stochastic Estimations of the Total Number of Classes for a Clustering having Extremely Large Samples to be Included in the Clustering Engine. *Adv. Theory Simul.* **2021**, *4*, 2000301.
- (20) Okhotnikov, K.; Charpentier, T.; Cadars, S. Supercell program: a combinatorial structure-generation approach for the local-level modeling of atomic substitutions and partial occupancies in crystals. *J. Cheminformatics* **2016**, *8*, 1–15.
- (21) Dassault Systèmes BIOVIA, Materials Studio, Version 18.1.0.2017, San Diego: Dassault Systèmes, 2018.
- (22) Hart, G. L. W.; Forcade, R. W. Algorithm for generating derivative structures. *Phys. Rev. B* **2008**, *77*, 224115.

- (23) Ong, S. P.; Richards, W. D.; Jain, A.; Hautier, G.; Kocher, M.; Cholia, S.; Gunter, D.; Chevrier, V. L.; Persson, K. A.; Ceder, G. Python Materials Genomics (pymatgen): A robust, open-source python library for materials analysis. *Comput. Mater. Sci.* **2013**, *68*, 314 – 319.
- (24) Mustapha, S.; D’Arco, P.; De La Pierre, M.; Noël, Y.; Ferrabone, M.; Dovesi, R. On the use of symmetry in configurational analysis for the simulation of disordered solids. *J. Condens. Matter Phys.* **2013**, *25*, 105401.
- (25) Dovesi, R.; Erba, A.; Orlando, R.; Zicovich-Wilson, C. M.; Civalieri, B.; Maschio, L.; Rérat, M.; Casassa, S.; Baima, J.; Salustro, S.; Kirtman, B. Quantum-mechanical condensed matter simulations with CRYSTAL. *Wiley Interdiscip. Rev. Comput. Mol. Sci.* **2018**, *8*, e1360.
- (26) Grau-Crespo, R.; Hamad, S.; Catlow, C. R. A.; De Leeuw, N. Symmetry-adapted configurational modelling of fractional site occupancy in solids. *Journal of Physics: Condensed Matter* **2007**, *19*, 256201.
- (27) Read, R. C. Every one a winner or how to avoid isomorphism search when cataloguing combinatorial configurations. *Ann. Discrete Math.* **1978**, *2*, 107–120.
- (28) Kaski, P.; Östergård, P. R. J. *Classification Algorithms for Codes and Designs (Algorithms and Computation in Mathematics)*; Springer-Verlag: Berlin, Heidelberg, 2005.
- (29) Togo, A.; Tanaka, I. Spglib: a software library for crystal symmetry search. *arXiv 1808.01590* **2018**,
- (30) McKay, B. D. Isomorph-Free Exhaustive Generation. *J. Algorithms* **1998**, *26*, 306 – 324.
- (31) Pólya, G. Kombinatorische anzahlbestimmungen für gruppen, graphen und chemische verbindungen. *Acta mathematica* **1937**, *68*, 145–254.
- (32) Polya, G.; Read, R. C. *Combinatorial enumeration of groups, graphs, and chemical compounds*; Springer Science & Business Media, 2012.

- (33) Brock, C. P.; Hahn, T.; Wondratschek, H.; Müller, U.; Shmueli, U.; Prince, E.; Authier, A.; Kopský, V.; Litvin, D.; Arnold, E., et al. International tables for crystallography volume A: Space-group symmetry. 2016.
- (34) Kerber, A. *Applied finite group actions*; Springer Science & Business Media, 2013; Vol. 19.
- (35) Gordon, R. A.; DiSalvo, F. J. Crystal structure and magnetic susceptibility of Ce₈Pd₂₄Sb. *Zeitschrift für Naturforschung B* **1996**, *51*, 52–56.
- (36) (a) Bergerhoff, G.; Hundt, R.; Sievers, R.; Brown, I. The inorganic crystal structure data base. *J. Chem. Inf. Comput. Sci.* **1983**, *23*, 66–69; (b) Hellenbrandt, M. The inorganic crystal structure database (ICSD)—present and future. *Crystallogr. Rev.* **2004**, *10*, 17–22.
- (37) Momma, K.; Izumi, F. VESTA 3 for three-dimensional visualization of crystal, volumetric and morphology data. *J. Appl. Crystallogr.* **2011**, *44*, 1272–1276.
- (38) Swift, J. Isomorph rejection in exhaustive search techniques. *Combinatorial Analysis*. Providence RI, 1960; pp 195–200.
- (39) Gražulis, S.; Chateigner, D.; Downs, R. T.; Yokochi, A. F. T.; Quirós, M.; Lutterotti, L.; Manakova, E.; Butkus, J.; Moeck, P.; Le Bail, A. Crystallography Open Database – an open-access collection of crystal structures. *J. Appl. Crystallogr.* **2009**, *42*, 726–729.
- (40) Dovesi, R.; Pascale, F.; Civalieri, B.; Doll, K.; Harrison, N. M.; Bush, I.; D’arco, P.; Noël, Y.; Rérat, M.; Carbonniere, P., et al. The CRYSTAL code, 1976–2020 and beyond, a long story. *J. Chem. Phys.* **2020**, *152*, 204111.

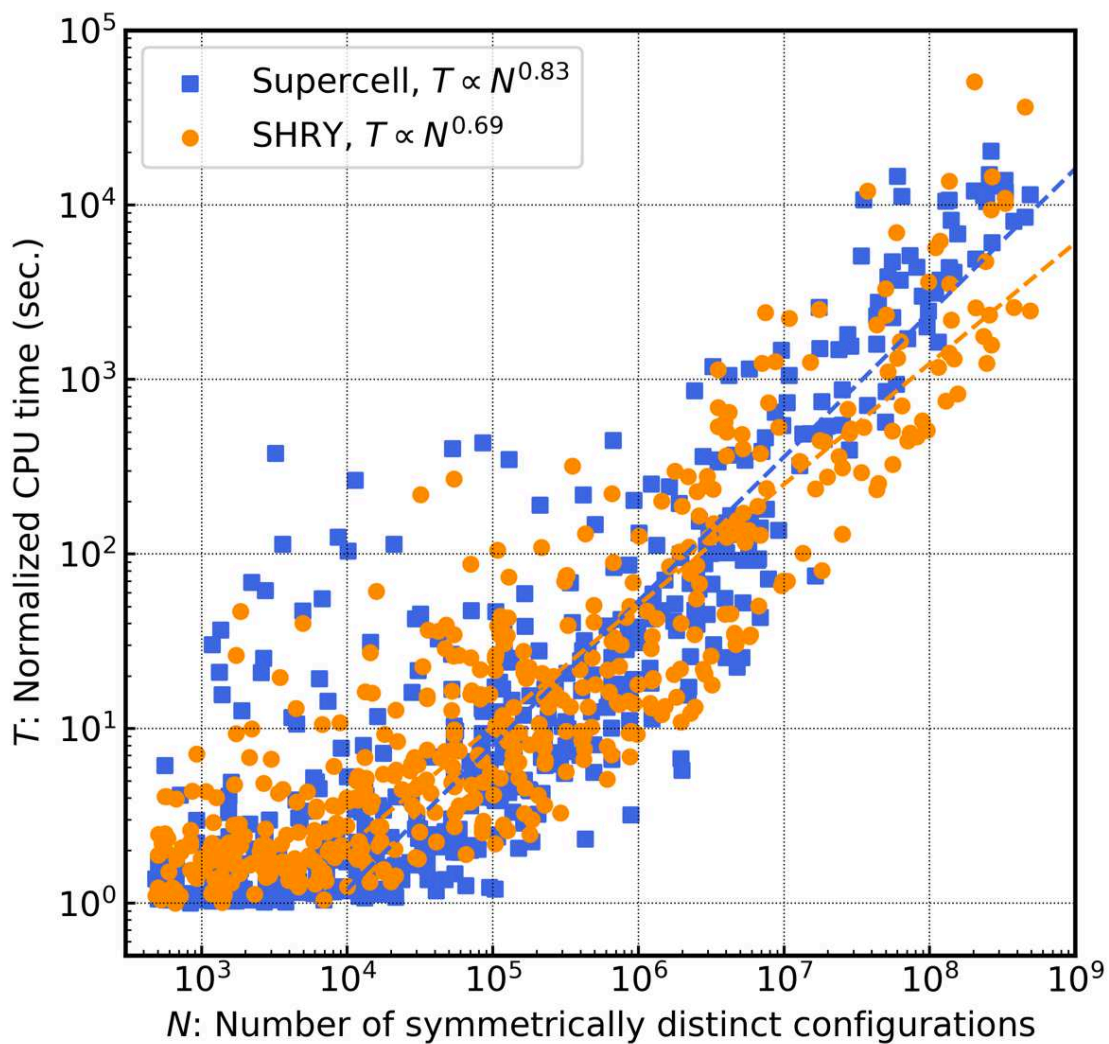


Figure 5: Comparing the normalized CPU times of SHRY and SUPERCELL on a benchmark dataset. On the horizontal axis, we place the number of symmetrically distinct structures whereas the vertical axis indicates the normalized CPU time. The linear fits, shown by the broken lines, were performed using only the $N \geq 10^4$ points.

Table S-I: The compounds used for the benchmark test. The original cif files were downloaded from Crystallography Open Database (COD)³⁹.

Reduced formula	Code ¹	Space group	Supercell	Full formula of unsubstituted structure	Wyckoff(s) ²	# Substitutions ³	# Equivalent ⁴	T _{SUPERCCELL} ⁵	T _{SHRY} ⁵
H ₂₆ C ₂₆ SN ₂ O ₃	7217822	<i>P1</i> (1)	3×2×1	H ₁₅₆ C ₁₅₆ S ₆ N ₁₂ O ₁₈	H ₆ (1a) → Fr ₁ Cs ₂ Rb ₁ Na ₂ , H ₆ (1a) → Cs ₁ K ₁ Na ₃ H ₁ , C ₆ (1a) → Ge ₃ Fl ₂ Si ₁	1,296,000	216,000	2.560	114.890
CaV ₂ P ₂ (H ₄ O ₇) ₂	9012519	<i>P1</i> (1)	2×2×2	Ca ₈ V ₁₆ P ₁₆ H ₆₄ O ₁₁₂	O ₈ (1a) → Lv ₄ Te ₁ Se ₂ S ₁ , O ₈ (1a) → Po ₁ Te ₁ S ₅ O ₁	282,240	35,280	0.635	15.655
CoH ₁₈ C ₁₄ N ₂ O ₅	8000383	<i>P1</i> (1)	3×2×2	Co ₁₂ H ₂₁₆ C ₁₆₈ N ₂₄ O ₆₀	H ₁₂ (1a) → K ₂ Li ₁₀ , H ₁₂ (1a) → Fr ₃ Rb ₂ Na ₃ Li ₄	18,295,200	1,524,600	26.585	14.120
H ₁₁ C ₁₄ NO ₄	7151465	<i>P</i> ̄ ₁ (2)	2×2×1	H ₁₇₆ C ₂₂₄ N ₁₆ O ₆₄	C ₈ (2i) → Fl ₁ Sn ₂ Ge ₅ , C ₈ (2i) → Fl ₃ Si ₂ Ge ₃ , H ₈ (2i) → Fr ₃ Cs ₃	5,268,480	658,560	9.570	33.355
P ₄ H ₁₅ (RuO ₁₀) ₂	7049930	<i>P</i> ̄ ₁ (2)	2×3×1	P ₂₄ H ₉₀ Ru ₁₂ O ₁₂₀	H ₁₂ (2i) → Cs ₃ H ₉ , O ₁₂ (2i) → Lv ₅ Se ₇ , H ₁₂ (2i) → Cs ₉ K ₃	38,332,800	3,194,400	25.210	18.720
H ₁₇ C ₂₀ SBr(NO) ₄	7154816	<i>P</i> ̄ ₁ (2)	1×3×1	H ₁₀₂ C ₁₂₀ S ₆ Br ₆ N ₂₄ O ₂₄	C ₆ (2i) → Si ₂ Pb ₁ C ₃ , C ₆ (2i) → Si ₂ Sn ₂ Ge ₁ Pb ₁	10,800	1,800	0.415	2.530
SiO ₂	9006306	<i>P2</i> (3)	1×3×3	Si ₃₆ O ₇₂	Si ₁₈ (2e) → Sn ₇ C ₈ Fl ₃	5,250,960	291,720	2.340	3.460
C ₂₀ S ₂ (N ₂ O ₅) ₃	7215921	<i>P2</i> (3)	1×1×3	C ₁₂₀ S ₁₂ N ₃₆ O ₉₀	C ₆ (2e) → Si ₁ Sn ₂ Pb ₂ Fl ₁ , N ₆ (2e) → Bi ₃ N ₁ Mc ₁ As ₁ , C ₆ (2e) → Si ₁ Sn ₁ C ₄	648,000	108,000	0.920	111.135
UMo ₅ O ₁₆	4030758	<i>P2</i> (3)	2×1×3	U ₆ Mo ₃₀ O ₉₆	O ₁₂ (2e) → Po ₈ Se ₄ , O ₁₂ (2e) → Po ₁ Te ₅ S ₅	2,744,280	228,690	2.295	6.960
MnH ₉ CaNCl ₃ F	4127488	<i>P2</i> ₁ (4)	1×1×3	Mn ₆ H ₅₄ C ₂₄ N ₆ Cl ₁₈ F ₆	Cl ₆ (2a) → Ts ₁ At ₃ I ₁ Cl ₁ , C ₆ (2a) → C ₃ Fl ₁ Si ₁ Sn ₁ , H ₆ (2a) → Li ₁ H ₅	86,400	14,400	0.425	28.655
H ₁₁ C ₁₃ NO	7206735	<i>P2</i> ₁ (4)	3×1×2	H ₁₃₂ C ₁₅₆ N ₁₂ O ₁₂	H ₁₂ (2a) → Fr ₂ C ₂ Li ₁ H ₇ , C ₁₂ (2a) → Si ₄ Pb ₈	11,761,200	980,100	11.605	9.765
H ₁₅ C ₁₃ NO	7045778	<i>P2</i> ₁ (4)	3×1×1	H ₉₀ C ₇₈ N ₆ O ₆	C ₆ (2a) → Pb ₁ Fl ₃ C ₃ , HA ₆ (2a) → Fr ₁ Rb ₂ K ₁ Li ₂ , H ₆ (2a) → Cs ₃ Li ₁ H ₂	648,000	108,000	0.895	41.000
SmH ₁₄ (C ₁₁ O ₄) ₂	7202040	<i>C2</i> (5)	1×1×1	Sm ₄ H ₅₆ C ₈₈ O ₃₂	C ₄ (4c) → Si ₁ Sn ₁ Ge ₁ Fl ₁ , H ₄ (4c) → Fr ₁ Rb ₁ Na ₁ H ₁ , C ₄ (4c) → Fl ₃ Ge ₁	2,304	576	0.390	4.300
H ₁₀ C ₁₁ O	7108565	<i>C2</i> (5)	2×1×1	H ₁₆₀ C ₁₇₆ O ₁₆	C ₈ (4c) → Si ₃ Sn ₂ Ge ₂ Fl ₁ , C ₈ (4c) → Si ₂ Sn ₂ Pb ₄ , H ₈ (4c) → Fr ₃ Cs ₅	39,513,600	4,939,200	59.045	135.835
H ₁₇ C ₁₀ SN ₅ O ₇	7126561	<i>C2</i> (5)	1×1×3	H ₂₀₄ C ₁₂₀ S ₁₂ N ₆₀ O ₈₄	S ₁₂ (4c) → Po ₃ Te ₂ S ₇ , O ₁₂ (4c) → Te ₆ Se ₆	7,318,080	609,840	14.455	5.410
SiO ₂	9006302	<i>Pm</i> (6)	2×3×3	Si ₇₂ O ₁₄₄	O ₁₈ (1b) → Te ₁₁ S ₇	31,824	922	1.115	1.465
C ₃ NCl ₅	7221872	<i>Pc</i> (7)	1×3×3	C ₉₀ N ₁₈ Cl ₉₀	C ₁₈ (2a) → Pb ₃ Fl ₉ Ge ₆	4,084,080	226,920	3.440	3.845
H ₅ C ₆ N ₃ O	7111169	<i>Pc</i> (7)	1×2×2	H ₁₆₀ C ₁₉₂ N ₉₆ O ₃₂	C ₈ (2a) → Si ₃ Fl ₅ , C ₈ (2a) → Sn ₁ Ge ₁ C ₆ , C ₈ (2a) → Si ₄ Ge ₁ Pb ₁ C ₂	2,634,240	329,280	3.735	41.085
H ₅ C ₆ N ₆ Cl	7053722	<i>Pc</i> (7)	2×3×1	H ₆₀ C ₇₂ N ₇₂ Cl ₁₂	N ₁₂ (2a) → N ₈ Mc ₂ Sb ₂ , N ₁₂ (2a) → As ₃ P ₉	653,400	54,450	0.820	2.895
H ₇ C ₁₁ IN ₃ F ₂	7216660	<i>Cm</i> (8)	1×1×3	H ₈₄ C ₁₃₂ I ₁₂ N ₃₆ F ₂₄	C ₁₂ (4b) → Sn ₁ Ge ₁ Pb ₁ C ₉ , N ₁₂ (4b) → Bi ₆ Mc ₃ Sb ₃ , H ₁₂ (4b) → Cs ₁ Rb ₁ H ₁₀	3,219,955,200	268,329,600	2274.165	15277.350
TiZn ₃ H ₁₆ C ₆ N ₉ O ₅ F ₇	7705796	<i>Cm</i> (8)	2×1×1	Ti ₄ Zn ₁₂ H ₆₄ C ₂₄ N ₃₆ O ₂₀ F ₂₈	H ₆ (4b) → Fr ₃ Cs ₃ K ₂ , F ₆ (2a) → At ₁ Br ₁ Cl ₁ Fl ₁	13,440	1,680	0.410	2.045
CoH ₃₂ C ₂₄ (NO ₄) ₂	7224505	<i>Cm</i> (8)	1×1×3	Co ₆ H ₁₉₂ C ₁₄₄ N ₁₂ O ₄₈	C ₁₂ (4b) → Sn ₉ Pb ₂ C ₁ , H ₁₂ (4b) → Rb ₄ H ₈ , Co ₆ (2a) → Co ₂ Mt ₄	4,900,500	408,375	6.160	9.045
H ₂₂ Pb ₃ C ₄ (I ₄ N ₂) ₂	4127723	<i>Cc</i> (9)	1×2×1	H ₁₇₆ Pb ₂₄ C ₆₄ I ₈₀ N ₃₂	I ₈ (4a) → Cl ₁ F ₇ , I ₈ (4a) → At ₂ I ₂ Br ₂ F ₂ , H ₈ (4a) → Cs ₃ Na ₅	1,128,960	141,120	1.730	9.915
H ₁₃ C ₁₅ NO ₄	3500024	<i>Cc</i> (9)	1×1×3	H ₁₅₆ C ₁₈₀ N ₁₂ O ₄₈	H ₁₂ (4a) → Cs ₂ K ₁ Rb ₁ Li ₈ , C ₁₂ (4a) → Pb ₈ Fl ₂ Si ₁ Ge ₁	35,283,600	2,940,300	41.855	259.280
H ₄ C ₁₄ N ₆ O	7050052	<i>Cc</i> (9)	2×1×1	H ₁₁₂ C ₁₁₂ N ₄₈ O ₈	N ₈ (4a) → Bi ₂ Sb ₄ P ₁ N ₁ , C ₈ (4a) → Si ₁ Sn ₃ C ₂ Fl ₂ , H ₈ (4a) → Cs ₁ Na ₁ Li ₁ H ₅	474,163,200	59,270,400	351.390	7320.260
ZrTiSe ₄	1523424	<i>P2</i> /m (10)	2×3×1	Zr ₆ Ti ₆ Se ₂₄	Se ₁₂ (2m) → Te ₆ O ₆ , Zr ₆ (1f) → Zr ₁ Rf ₄ Hf ₁	27,720	1,196	0.410	2.190
PH ₁₈ C ₉ IN ₂	7706109	<i>P2</i> ₁ /m (11)	2×2×1	P ₈ H ₁₄₄ C ₇₂ I ₈ N ₁₆	H ₁₆ (4f) → Cs ₁₁ Rb ₁ H ₄	21,840	1,365	0.505	1.500
PH ₂₀ C ₁₅ S ₃ N ₄ (OF) ₃	7118621	<i>P2</i> ₁ /m (11)	1×1×1	P ₂ H ₄₀ C ₃₀ S ₆ N ₈ O ₆ F ₆	H ₄ (4f) → Cs ₁ Rb ₁ Na ₁ Li ₁ , C ₄ (4f) → Ge ₁ Pb ₁ C ₁ Fl ₁ , C ₄ (4f) → Si ₁ Fl ₂ Sn ₁	6,912	1,728	0.385	9.850
H ₁₁ C ₁₁ NO ₂	4514248	<i>P2</i> ₁ /m (11)	2×3×1	H ₁₃₂ C ₁₃₂ N ₁₂ O ₂₄	H ₁₂ (2e) → Fr ₁ Cs ₁ Rb ₃ H ₇	15,840	672	0.615	1.880
Ca ₂ Mg ₅ (SiO ₃) ₈	9015250	<i>C2</i> /m (12)	1×1×1	Ca ₄ Mg ₁₀ Si ₁₆ O ₄₈	O ₈ (8j) → Se ₃ S ₁ O ₁ Lv ₁ , Si ₈ (8j) → Sn ₆ Fl ₂	9,408	1,176	0.385	1.850
Lu ₂ Si ₂ O ₇	8100597	<i>C2</i> /m (12)	2×1×1	Lu ₈ Si ₈ O ₂₈	O ₈ (4i) → Lv ₂ Te ₅ O ₁ , O ₄ (2c) → Lv ₁ Po ₁ Te ₁ Se ₁	4,032	504	0.395	1.980
NaCu ₂ (SO ₅) ₂	9008379	<i>C2</i> /m (12)	1×3×3	Na ₁₈ Cu ₃₆ S ₃₆ O ₁₈₀	S ₃₆ (4i) → Te ₁₂ S ₂₄	1,251,677,700	17,413,985	968.620	2657.815
Zn ₄ P ₂ O ₁₃	9009446	<i>P2</i> /c (13)	3×1×1	Zn ₂₄ P ₁₂ O ₇₈	O ₆ (2f) → Te ₃ O ₃ , O ₁₂ (4g) → Po ₁ Se ₇ O ₄ , Zn ₆ (2e) → Zn ₃ Cd ₂ Hg ₁	4,752,000	396,000	2.630	22.970
ErH ₁₀ C ₆ NO ₈	7707096	<i>P2</i> /c (13)	2×1×1	Er ₈ H ₈₀ C ₄₈ N ₈ O ₆₄	O ₈ (4g) → Te ₂ Se ₅ S ₁ , O ₈ (4g) → Te ₂ Se ₁ O ₅ , C ₈ (4g) → Fl ₄ Sn ₁ Ge ₁ C ₂	23,708,160	2,963,520	16.895	294.070
Na ₂ MgSi ₅ O ₁₂	9011579	<i>P2</i> /c (13)	1×3×1	Na ₁₂ Mg ₆ Si ₃₀ O ₇₂	Mg ₆ (2f) → Ra ₁ Sr ₃ Ca ₁ Be ₁ , O ₁₂ (4g) → Te ₁₀ Se ₂	7,920	720	0.415	2.070
H ₁₄ C ₁₂ SO ₂	8101992	<i>P2</i> ₁ /c (14)	2×1×2	H ₂₂₄ C ₁₉₂ S ₁₆ O ₃₂	H ₁₆ (4e) → Fr ₁ Rb ₇ Li ₈	102,960	6,435	0.770	1.690
H ₉ C ₁₂ N ₂ (ClO) ₂	7117534	<i>P2</i> ₁ /c (14)	2×1×1	H ₇₂ C ₉₆ N ₁₆ Cl ₁₆ O ₁₆	H ₈ (4e) → Cs ₅ H ₃ , C ₈ (4e) → Sn ₂ Pb ₃ C ₁ Fl ₂	94,080	11,760	0.480	1.880
BaNaSbSe ₃	7123275	<i>P2</i> ₁ /c (14)	1×1×2	Ba ₈ Na ₈ Sb ₈ Se ₂₄	Ba ₈ (4e) → Ba ₁ Mg ₄ Be ₃ , Na ₈ (4e) → Cs ₆ K ₁ Li ₁ , Se ₈ (4e) → Te ₃ Se ₁ S ₃ Lv ₁	17,561,600	2,195,200	5.815	293.110
CuH ₁₀ C ₁₀ (Br ₃ N) ₂	4511661	<i>C2</i> /c (15)	3×1×1	Cu ₁₂ H ₁₂₀ C ₁₂₀ Br ₇₂ N ₂₄	H ₂₄ (8f) → Fr ₁ Cs ₂₀ Li ₁ H ₂ , C ₂₄ (8f) → Pb ₂₃ C ₁	3,060,288	127,512	3.280	45.305
AgH ₆ C ₄ N ₃	4500337	<i>C2</i> /c (15)	2×1×1	Ag ₃₂ H ₁₉₂ C ₁₂₈ N ₉₆	N ₁₆ (8f) → Sb ₂ As ₁₂ N ₂ , H ₁₆ (8f) → Rb ₂ Na ₁₃ H ₁	18,345,600	1,146,600	18.050	49.700
FeSiO ₃	9001629	<i>C2</i> /c (15)	1×1×3	Fe ₂₄ Si ₂₄ O ₇₂	Fe ₁₂ (4e) → Ru ₆ Hs ₄ Fe ₁ O ₈₁	27,720	1,170	0.545	1.860
CdH ₆ C ₈ S ₂ N ₅	7017725	<i>P2</i> ₁ 2 ₁ 2 (18)	2×1×2	Cd ₁₆ H ₉₆ C ₁₂₈ S ₃₂ N ₈₀	N ₁₆ (4c) → Bi ₅ N ₉ Mc ₁ P ₁	480,480	30,030	1.125	3.535
H ₁₂ C ₈ (OF) ₃	7203133	<i>P2</i> ₁ 2 ₁ 2 (18)	1×3×1	H ₁₄₄ C ₉₆ O ₃₆ F ₃₆	H ₁₂ (4c) → Cs ₁ Na ₃ Li ₃ H ₃	110,880	9,240	0.660	2.080
H ₁₆ C ₁₅ N ₂ O	1519896	<i>P2</i> ₁ 2 ₁ 2 (18)	3×1×2	H ₁₉₂ C ₁₈₀ N ₂₄ O ₁₂	H ₂₄ (4c) → Rb ₇ K ₃ H ₄	235,350,720	9,806,280	203.665	73.630

Continued on next page

Table S-1 – Continued from previous page

Reduced formula	Code ¹	Space group	Supercell	Full formula of unsubstituted structure	Wyckoff(s) ²	# Substitutions ³	# Equivalent ⁴	<i>T</i> _{SUPERCCELL} ⁵	<i>T</i> _{SHRY} ⁵
H ₁₃ C ₁₄ NO ₂	2229823	P2 ₁ 2 ₁ 2 ₁ (19)	2×1×1	H ₁₀₄ C ₁₁₂ N ₈ O ₁₆	C ₈ (4a) → Sn ₂ Ge ₁ Fe ₂ C ₃ , H ₈ (4a) → Fr ₁ Cs ₁ K ₄ H ₂	1,411,200	176,400	1.670	23.710
FeH ₁₂ C ₂ N ₂ Cl ₃ O	4320149	P2 ₁ 2 ₁ 2 ₁ (19)	2×1×1	Fe ₈ H ₉₆ C ₁₆ N ₁₆ Cl ₄₀ O ₈	Cl ₈ (4a) → At ₁ Cl ₁ F ₃ , H ₈ (4a) → Fr ₃ Na ₁ Li ₂ H ₂	564,480	70,560	0.750	16.510
H ₂ C ₂ NOF ₃	2002966	P2 ₁ 2 ₁ 2 ₁ (19)	3×1×2	H ₄₈ C ₄₈ N ₂₄ O ₂₄ F ₇₂	C ₂₄ (4a) → Pb ₁₅ Fl ₆ Si ₂ Ge ₁ , F ₂₄ (4a) → I ₁ Br ₂₃	7,907,784,192	329,491,008	5186.250	11546.095
ErH ₉ C ₅ (NO ₄) ₂	1562664	C222 ₁ (20)	1×2×2	Er ₁₆ H ₁₄₄ C ₈₀ N ₃₂ O ₁₂₈	C ₁₆ (4b) → Si ₈ Ge ₁ Pb ₇ , H ₁₆ (4a) → Fr ₂ K ₁ Li ₁₃	172,972,800	5,405,400	128.785	123.260
Be(PO ₃) ₂	8103591	C222 ₁ (20)	1×1×3	Be ₂₄ P ₄₈ O ₁₄₄	Be ₂₄ (8c) → Sr ₉ Be ₁₅ , O ₂₄ (8c) → S ₂₁ Lv ₂ Te ₁	7,939,164,288	330,798,512	4418.770	10773.235
NaErH ₁₂ (CO) ₁₂	4328207	C222 ₁ (20)	1×1×2	Na ₈ Er ₈ H ₉₆ C ₉₆ O ₉₆	O ₁₆ (8c) → Po ₇ Te ₄ Se ₄ S ₁	7,207,200	450,450	10.345	13.985
Sr ₆ Co ₄ Bi ₂ O ₁₅	2103256	C222 (21)	1×2×1	Sr ₉₆ Co ₆₄ Bi ₃₂ O ₂₄₀	O ₁₆ (8l) → Lv ₃ S ₂ O ₁₁	43,680	2,730	0.870	1.900
H ₂₀ C ₂₂ S ₁₂ L ₄ Cl	7210186	C222 (21)	2×1×1	H ₁₆₀ C ₁₇₆ S ₉₆ I ₃₂ Cl ₈	H ₁₆ (8l) → Fr ₉ Rb ₇ , S ₁₆ (8l) → Po ₆ Te ₈ S ₂	4,122,518,400	257,657,400	5582.430	2466.305
CoH ₃₂ C ₄₆ (N ₂ Cl) ₂	7707338	I222 (23)	2×1×1	Co ₄ H ₁₂₈ C ₁₈₄ N ₁₆ Cl ₈	C ₁₆ (8k) → Sn ₂ Pb ₅ C ₃ Fl ₆	20,180,160	1,261,260	21.025	20.205
BPS ₄	7209475	I222 (23)	3×1×1	B ₆ P ₆ S ₂₄	P ₆ (2a) → Bi ₁ As ₄ N ₁ , B ₆ (2b) → Al ₂ In ₃ B ₁ , S ₂₄ (8k) → Po ₁₄ Se ₁₀	3,530,260,800	147,155,184	1539.095	1382.925
LaH ₁₁ C ₇ (N ₅ O) ₂	7212070	I2 ₁ 2 ₁ 2 ₁ (24)	2×1×1	La ₈ H ₈₈ C ₅₆ N ₈₀ O ₄₈	O ₁₆ (8d) → Lv ₁ O ₁₅ , Nb ₁₆ (8d) → As ₁₂ P ₄	29,120	1,820	0.630	1.555
UPb(S ₂ O ₄) ₂	4317667	Pmc2 ₁ (26)	1×2×2	U ₁₆ Pb ₁₆ Se ₃₂ O ₁₂₈	O ₁₆ (4c) → Po ₉ Te ₁ S ₂ O ₄ , Pb ₈ (2a) → C ₄ Fl ₄	84,084,000	5,255,250	55.915	180.665
BaCe(SnS ₃) ₂	4337237	Pmc2 ₁ (26)	1×3×2	Ba ₂₄ Ce ₂₄ Sn ₄₈ S ₁₄₄	S ₁₂ (2b) → Po ₇ Se ₄ O ₁ , S ₁₂ (2a) → Po ₁₁ O ₁ , Ba ₁₂ (2b) → Mg ₈ Be ₄	23,522,400	1,960,200	35.655	42.150
H ₂ PbC ₆ SO ₄	1561314	Pmc2 ₁ (26)	1×2×3	H ₄₈ Pb ₂₄ C ₁₄₄ S ₂₄ O ₉₆	C ₂₄ (4c) → Sn ₁₄ Ge ₁₀	1,961,256	81,950	2.800	22.960
Na ₄ Ca ₂ P ₈ O ₃₅	1007179	Pma2 (28)	2×1×1	Na ₁₆ Ca ₈ P ₃₂ O ₁₄₀	P ₈ (4d) → Bi ₃ Sb ₃ P ₂ , O ₈ (4d) → S ₁ Lv ₄ Te ₁ O ₂	470,400	58,800	0.730	7.825
Na ₂ Zr(SiO ₃) ₆	1542067	Pma2 (28)	1×3×1	Na ₁₂ Zr ₆ Si ₃₆ O ₁₀₈	O ₁₂ (4d) → S ₅ Lv ₂ Te ₃ O ₂ , Zr ₆ (2a) → Rf ₂ Zr ₄ , O ₁₂ (4d) → Lv ₁ S ₁₁	29,937,600	2,494,800	17.865	58.330
C ₃ N ₅ O ₄	4126429	Pca2 ₁ (29)	2×1×2	C ₉₆ N ₁₆₀ O ₁₂₈	C ₁₆ (4a) → Sn ₁ Fl ₁₅ , O ₁₆ (4a) → Po ₁ Te ₁₀ Se ₃ S ₂	7,687,680	480,480	7.590	26.890
H ₅ C ₅ Br ₂ N	1516637	Pca2 ₁ (29)	1×2×1	H ₄₀ C ₄₀ Br ₁₆ N ₈	C ₈ (4a) → Pb ₃ C ₅ , Br ₈ (4a) → T ₅ I ₁ Cl ₁ F ₄	47,040	5,880	0.425	2.390
H ₉ C ₁₄ N ₃ O	7119143	Pca2 ₁ (29)	2×2×1	H ₁₄₄ C ₂₂₄ N ₄₈ O ₁₆	C ₁₆ (4a) → Si ₆ Ge ₁ Pb ₇ C ₂ , H ₁₆ (4a) → Fr ₁₄ K ₁ H ₁	691,891,200	43,243,200	866.760	2171.580
Sr ₅ Nb ₅ O ₁₆	2002350	Pmn2 ₁ (31)	2×1×2	Sr ₄₀ Nb ₄₀ O ₁₂₈	O ₈ (2a) → S ₃ Lv ₃ Po ₂ , Nb ₈ (2a) → Db ₃ Ta ₁ V ₄	156,800	9,940	0.645	4.215
K ₃ Lu(SiO ₃) ₃	1539721	Pmn2 ₁ (31)	3×2×1	K ₇₂ Lu ₂₄ Si ₇₂ O ₂₁₆	O ₂₄ (4b) → Po ₉ S ₁₅	1,307,504	54,484	2.985	9.720
NdH ₈ C ₆ SNO ₁₃	1562960	Pba2 (32)	1×1×3	Nd ₁₂ H ₉₆ C ₇₂ S ₁₂ N ₁₂ O ₁₅₆	C ₁₂ (4c) → Fl ₁₀ Pb ₁ C ₁ , Nd ₆ (2a) → Pr ₃ Sm ₁ Gd ₁ Er ₁ , O ₁₂ (4c) → Po ₂ Te ₃ Se ₄ O ₁	1,317,254,400	109,771,200	1172.515	5999.440
H ₂₂ C ₁₉ (NO ₂) ₂	2218423	Pba2 (32)	1×2×2	H ₁₇₆ C ₁₅₂ N ₁₆ O ₃₂	C ₁₆ (4c) → Si ₂ Pb ₁₃ C ₁ , H ₁₆ (4c) → Cs ₆ Li ₁₀ , H ₁₆ (4c) → Cs ₁ Rb ₁₅	215,255,040	13,453,440	182.605	106.410
SnH ₂₀ (C ₆ S) ₄	7204933	Pba2 (32)	1×3×1	Sn ₆ H ₁₂₀ C ₁₄₄ S ₂₄	H ₁₂ (4c) → Cs ₁₀ Rb ₂ , H ₁₂ (4c) → Fr ₃ Rb ₇	52,272	4,356	0.625	1.895
H ₁₄ C ₇ S ₂ IN ₅	4000694	Pna2 ₁ (33)	2×1×1	H ₁₁₂ C ₅₆ P ₁₆ I ₈ N ₄₀	N ₈ (4a) → Mc ₂ N ₆ , C ₈ (4a) → Si ₁ Ge ₂ C ₄ Fl ₁	23,520	2,940	0.470	1.865
H ₉ C ₁₃ N ₂ CIO	2237903	Pna2 ₁ (33)	1×2×2	H ₁₄₄ C ₂₀₈ N ₃₂ Cl ₁₆ O ₁₆	H ₁₆ (4a) → Rb ₁₅ K ₁ , Cl ₁₆ (4a) → T ₅ Fr ₁ C ₁	183,040	11,440	1.285	1.945
LiPPbO ₄	8104289	Pna2 ₁ (33)	2×1×1	Li ₁₆ P ₁₆ Pb ₁₆ O ₆₄	Pb ₈ (4a) → Fl ₃ Pb ₂ C ₁ , O ₈ (4a) → Po ₁ Se ₁ S ₆	9,408	1,176	0.410	2.325
B ₆ H ₄ Pb ₄ O ₁₅	4335617	Pnm2 (34)	1×1×2	B ₂₄ H ₁₆ Pb ₁₆ O ₆₀	O ₈ (4c) → Po ₁ Te ₃ Se ₁ O ₁ , O ₈ (4c) → Lv ₆ Te ₂	9,408	1,176	0.415	2.085
Zn ₂ SiH ₂ O ₅	1549523	Pnm2 (34)	2×1×1	Zn ₈ (4c) → Zn ₁ Cd ₁ Hg ₅ Cn ₁ , Si ₈ (4c) → Ge ₂ Pb ₂ C ₄	141,120	17,640	0.450	5.775	
Ti(AlBr ₄) ₂	1535640	Pnm2 (34)	1×3×1	Ti ₆ Al ₁₂ Br ₄₈	Br ₁₂ (4c) → I ₈ F ₂ Ts ₁ Cl ₁ , Br ₁₂ (4c) → Cl ₁₀ Ts ₂ , Ti ₆ (2a) → Hf ₁ Ti ₁ Rf ₃ Zr ₁	47,044,800	3,920,400	20.825	600.550
Sn ₃ N ₃ F ₁₁	1518101	Cmm2 (35)	3×1×1	Sn ₇₂ N ₇₂ F ₂₆₄	F ₂₄ (8f) → I ₁₂ Br ₁₂ , N ₁₂ (4e) → Bi ₁₀ P ₂	178,474,296	7,440,356	173.215	2550.550
CdH ₂₀ C ₂₀ (N ₃ O) ₂	1517037	Cmm2 (35)	1×1×3	Cd ₆ H ₁₂₀ C ₁₂₀ N ₃₆ O ₄₈	C ₁₂ (4e) → Fl ₆ Si ₂ Ge ₄ , Cd ₆ (2a) → Cd ₃ Cn ₁ Hg ₃	831,600	69,600	2.420	3.995
H ₂₆ (C ₈ O) ₃	2219761	Cmc2 ₁ (36)	1×1×2	H ₂₀₈ C ₁₉₂ O ₂₄	H ₁₆ (8b) → Fr ₁ Li ₃ H ₁₂ , C ₈ (4a) → Fr ₄ Sn ₁ Ge ₃	2,038,400	127,400	3.410	8.900
H ₂₁ AuCu ₁₁ (NCl ₂) ₂	7020779	Cmc2 ₁ (36)	1×1×2	H ₁₆₈ Au ₈ C ₈₈ N ₁₆ Cl ₃₂	N ₈ (4a) → Bi ₃ As ₄ Mc ₁ , C ₈ (4a) → Pb ₁ Fl ₄ C ₁ , Cl ₁₆ (8b) → At ₂ Br ₁₄	1,881,600	125,440	2.570	35.980
BaZnF ₄	1000421	Cmc2 ₁ (36)	2×1×3	Ba ₂₄ Zn ₂₄ F ₉₆	F ₂₄ (4a) → Br ₁ F ₉ Ts ₁₄	19,612,560	414,810	10.500	18.120
FeB ₂ H ₂₂ C ₂₂ (S ₂ N ₃) ₂	7700067	Ccc2 (37)	1×1×1	Fe ₄ B ₈ H ₈₈ C ₈₈ S ₁₆ N ₂₄	C ₈ (8d) → Si ₄ Ge ₁ Fl ₃ , N ₈ (8d) → Bi ₆ Sb ₁ P ₁	15,680	1,960	0.450	2.550
MnH ₂₀ C ₁₆ (NO ₃) ₂	7023295	Ccc2 (37)	1×2×1	Mn ₈ H ₁₆₀ C ₁₂₈ N ₁₆ O ₄₈	C ₁₆ (8d) → Si ₄ Pb ₁₀ C ₁ Fl ₁ , H ₁₆ (8d) → Cs ₁₅ K ₁	3,843,840	240,240	4.300	13.995
H ₆ C ₁₂ Br ₂ O	2102645	Ccc2 (37)	2×1×1	H ₆₄ C ₉₆ Br ₁₆ O ₈	C ₁₆ (8d) → Si ₄ Sn ₅ Pb ₆ C ₁	10,090,080	630,630	5.560	17.060
Rb ₂ H ₃₀ C ₁₀ Br ₆ N ₄ O	2243036	Amm2 (38)	1×1×2	Rb ₈ H ₁₂₀ C ₄₀ Br ₂₄ N ₁₆ O ₄	H ₈ (4c) → Na ₄ H ₄ , Br ₈ (4c) → I ₁ Ts ₃ At ₄ , H ₈ (4c) → K ₁ Na ₅ Li ₁ H ₁	6,585,600	823,200	10.620	45.865
HoNiC ₂	1540778	Amm2 (38)	1×2×1	Ho ₄ Ni ₄ C ₈	Ni ₄ (2b) → Pd ₃ Ds ₁ , Ho ₄ (2a) → Tb ₁ La ₁ Ce ₁ Sm ₁ , C ₈ (4e) → Ge ₄ Pb ₄	6,720	840	0.375	2.360
H ₁₈ AuCu ₁₈ N ₂ Cl ₅	7702880	Aem2 (39)	1×1×1	H ₇₂ Au ₄ C ₇₂ N ₈ Cl ₂₀	C ₈ (8d) → Fl ₄ Si ₂ Ge ₂ , H ₈ (8d) → Fr ₁ K ₁ Rb ₁ Li ₅ , C ₄ (4b) → Pb ₁ C ₃	564,480	70,560	0.800	26.895
YV(SeO ₄) ₂	4337088	Aem2 (39)	2×1×2	Y ₁₆ V ₁₆ Se ₃₂ O ₁₂₈	O ₁₆ (4a) → Te ₅ S ₅ Lv ₆	2,018,016	126,126	2.875	2.745
Bi ₂ SeO ₅	8100904	Aem2 (39)	1×2×1	Bi ₃₂ Se ₁₆ O ₈₀	Bi ₈ (4c) → As ₅ P ₂ N ₁ , Se ₁₆ (8d) → Po ₁ Lv ₁ Te ₃ S ₁₁	14,676,480	917,280	7.170	72.500
Rb ₂ Li ₅ (BO ₂) ₇	7208643	Ama2 (40)	2×1×2	Rb ₃₂ Li ₈₀ B ₁₁₂ O ₂₂₄	B ₃₂ (8c) → In ₁₂ B ₂₀	225,792,840	7,058,814	144.990	1307.130
H ₈ WC ₁₂ O ₇	4089612	Ama2 (40)	3×1×1	H ₉₆ W ₁₂ C ₁₄₄ O ₈₄	C ₂₄ (8c) → Fl ₂ Ge ₁₉ C ₃	425,040	17,710	1.275	1.645
NaNb(CuS ₂) ₂	4030898	Ama2 (40)	1×2×1	Na ₈ Nb ₈ Cu ₁₆ S ₃₂	S ₈ (4b) → Po ₄ S ₁ O ₂ Lv ₁ , Na ₈ (4b) → Cs ₇ Rb ₁ , S ₁₆ (8c) → Po ₄ Te ₄ O ₈	6,054,048,000	378,554,400	3016.525	2726.660
AgH ₆ C ₇ SN ₄	7207331	Aea2 (41)	1×3×1	Ag ₂₄ H ₁₄₄ C ₁₆₈ S ₂₄ N ₉₆	S ₂₄ (8b) → Po ₅ Te ₁₅ O ₃ Lv ₁	658,982,016	27,457,584	676.055	710.860

Continued on next page

Table S-1 – Continued from previous page

Reduced formula	Code ¹	Space group	Supercell	Full formula of unsubstituted structure	Wyckoff(s) ²	# Substitutions ³	# Equivalent ⁴	T _{SUPERCELL} ⁵	T _{SHRY} ⁵
FeB ₂ H ₂₄ (C ₈ N ₃) ₂	7036967	<i>Aea2</i> (41)	2×1×1	Fe ₈ B ₁₆ H ₁₉₂ C ₁₂₈ N ₄₈	N ₁₆ (8b) → Sb ₅ As ₃ P ₇ N ₁ , C ₁₆ (8b) → Si ₁₄ Pb ₂	691,891,200	43,243,200	596.690	246.340
Ca ₂ U ₃ O ₃₂	9009613	<i>Aea2</i> (41)	1×2×1	Ca ₃₂ U ₁₆ C ₄₈ O ₃₅₂	O ₁₆ (8b) → Po ₅ Se ₆ O ₂ Lv ₃	20,180,160	1,261,260	22.120	20.450
ErH ₈ C ₃ N ₉ O ₅	7004544	<i>Fmm2</i> (42)	3×1×1	Er ₁₂ H ₉₆ C ₃₆ N ₁₀₈ O ₆₀	N ₁₂ (4a) → As ₁ P ₁₀ N ₁ , O ₂₄ (8c) → Po ₂ Te ₂₀ S ₁ O ₁	16,831,584	351,624	15.175	335.820
EuS	1520921	<i>Fmm2</i> (42)	2×1×1	Eu ₂₄ S ₂₄	S ₈ (4a) → Po ₁ Te ₅ Se ₂ , S ₁₆ (8c) → Se ₈ S ₅ O ₃	121,080,960	3,794,630	49.235	153.010
EuH ₁₀ C ₃ N ₉ O ₅	7004545	<i>Fmm2</i> (42)	1×1×1	Eu ₄ H ₄₀ C ₁₂ N ₃₆ O ₂₀	N ₈ (8c) → Bi ₃ As ₃ N ₁ Mc ₁ , C ₄ (4a) → Sn ₁ Ge ₁ Pb ₁ C ₁	26,880	3,360	0.455	4.485
H ₁₃ C ₁₁ NO ₃	2228890	<i>Fdd2</i> (43)	1×1×1	H ₂₀₈ C ₁₇₆ N ₁₆ O ₄₈	C ₁₆ (16b) → C ₁₀ Fl ₃ Sn ₃ , O ₁₆ (16b) → Lv ₁₂ Se ₄	291,491,200	18,218,200	279.070	84.810
Cd ₃ H ₈ C ₁₄ S ₆ (N ₅ O) ₂	4511461	<i>Fdd2</i> (43)	1×1×1	Cd ₂₄ H ₆₄ C ₁₁₂ S ₄₈ N ₈₀ O ₁₆	N ₈ (8a) → As ₆ Mc ₂ , C ₁₆ (16b) → Ge ₁ C ₆ Fl ₉	2,242,240	140,140	2.800	8.120
H ₇ C ₂ N ₇ O ₃	4331493	<i>Fdd2</i> (43)	1×1×1	H ₁₁₂ C ₃₂ N ₁₁₂ O ₄₈	N ₁₆ (16b) → Bi ₁₅ As ₁ , N ₁₆ (16b) → Sb ₇ As ₄ P ₅	23,063,040	1,441,440	17.710	12.695
SiO ₂	4002433	<i>Imm2</i> (44)	1×1×3	Si ₉₆ O ₁₉₂	O ₁₂ (4c) → Po ₈ S ₄ , Si ₁₂ (4d) → Si ₅ Sn ₁ C ₆	2,744,280	117,810	2.835	2.955
In ₃₂ Fe ₈ S ₆₅	7044830	<i>Imm2</i> (44)	1×2×1	In ₁₂₈ Fe ₃₂ S ₂₆₀	In ₈ (4d) → Nh ₄ Al ₄ , In ₁₆ (8e) → Tl ₃ In ₆ Ga ₇ , In ₈ (4d) → In ₅ B ₃	3,766,963,200	235,435,200	4250.675	1859.640
CsNa ₃ (PO ₄) ₄	9015748	<i>Imm2</i> (44)	1×3×1	Cs ₆ Na ₁₈ P ₂₄ O ₉₆	O ₁₂ (4c) → Te ₃ S ₁ O ₆ Lv ₂ , Na ₆ (2b) → Rb ₁ K ₁ H ₄	1,663,200	138,600	2.100	13.940
Na ₂ VP ₂ H ₂ O ₉	7707707	<i>Iba2</i> (45)	1×2×1	Na ₃₂ V ₁₆ P ₃₂ H ₃₂ O ₁₄₄	O ₁₆ (8c) → O ₁ Lv ₃ PO ₄ Te ₈	3,603,600	225,225	2.915	8.195
TmCu(BO ₂) ₅	7209484	<i>Iba2</i> (45)	1×1×1	Tm ₄ Cu ₄ B ₂₀ O ₄₀	O ₈ (8c) → Po ₃ S ₃ O ₂ , O ₈ (8c) → Po ₅ Te ₁ Se ₂ , B ₈ (8c) → Tl ₃ Nh ₁ Ga ₄	26,342,400	3,292,800	11.330	157.390
ErH ₈ (C ₃ O ₅) ₂	7100514	<i>Iba2</i> (45)	1×1×1	Er ₈ H ₆₄ C ₄₈ O ₈₀	H ₈ (8c) → Fr ₅ Rb ₁ K ₁ H ₁ , O ₈ (8c) → Se ₂ S ₆	9,408	1,176	0.435	2.055
ZnH ₈ C ₂ (BrN) ₂	2012041	<i>Ima2</i> (46)	2×2×1	Zn ₃₂ H ₂₅₆ C ₆₄ Br ₆₄ N ₆₄	Br ₁₆ (4b) → At ₉ Ts ₄ F ₃	400,400	12,893	2.995	1.850
NaH ₈ C ₆ NO ₅	7220791	<i>Ima2</i> (46)	2×1×1	Na ₈ H ₆₄ C ₄₈ N ₈ O ₄₀	C ₈ (4b) → Pb ₂ Fl ₅ Ge ₁ , Na ₈ (4b) → Fr ₄ K ₂ Na ₂	70,560	4,490	0.530	4.000
KV ₂ I ₃ O ₁₃	4105915	<i>Ima2</i> (46)	1×1×2	K ₈ V ₁₆ I ₂₄ O ₁₀₄	O ₈ (4b) → Po ₁ S ₅ O ₁ Lv ₁ , K ₈ (4b) → Fr ₄ Cs ₃ H ₃ , I ₈ (4b) → At ₁ I ₁ Br ₆	5,268,480	658,560	6.725	233.865
Ba ₄ Y ₂ Cu ₆ O ₁₃	1534906	<i>Pmmm</i> (47)	2×3×1	Ba ₂₄ Y ₁₂ Cu ₃₆ O ₇₈	Cu ₁₂ (2f) → Cu ₉ Ag ₃ , Ba ₂₄ (4v) → Ra ₄ Sr ₃ Ca ₁₇	2,665,000,800	55,545,000	1768.975	533.345
Ba ₂ YCu ₃ O ₇	1008484	<i>Pmmm</i> (47)	1×1×3	Ba ₈ Y ₃ Cu ₉ O ₂₁	O ₆ (2q) → Lv ₂ PO ₁ Te ₁ Se ₂ , O ₃ (1e) → Lv ₁ Se ₁ S ₁ , Ba ₆ (2t) → Ba ₃ Ca ₃	21,600	3,600	0.425	4.730
EuTa ₂ O ₆	4031495	<i>Pmmm</i> (47)	2×1×2	Eu ₄ Ta ₈ O ₂₄	Ta ₈ (2t) → Db ₁ Nb ₄ V ₃ , O ₈ (2r) → Po ₁ Te ₁ S ₅ O ₁ , O ₄ (1h) → Te ₁ Se ₂ S ₁	1,128,960	70,560	1.350	92.410
CoC ₂₈ (N ₂ Cl) ₂	1558598	<i>Pnnn</i> (48)	1×1×1	Co ₂ C ₅₆ N ₈ Cl ₄	C ₈ (8m) → Si ₇ Ge ₁ , C ₈ (8m) → Si ₂ Sn ₃ Ge ₂ C ₁	13,440	1,680	0.410	1.815
SiO ₂	4124070	<i>Pban</i> (50)	1×3×3	Si ₇₂ O ₁₄₄	O ₃₆ (4h) → Te ₁₀ O ₂₆	254,186,856	3,534,972	129.840	565.660
Tl ₂ TeO ₃	4306939	<i>Pban</i> (50)	3×1×1	Tl ₄₈ Te ₂₄ O ₇₂	O ₂₄ (8m) → Po ₂₁ Se ₃ , O ₂₄ (8m) → S ₄ O ₂₀ , Tl ₂₄ (8m) → Tl ₂₂ Nh ₂	5,935,938,624	247,330,776	3909.815	1303.975
Te ₂ Au ₁	1510184	<i>Pmma</i> (51)	2×1×2	Te ₁₆ Au ₈ I ₈	Te ₁₆ (4j) → Te ₄ Se ₁ O ₁ , Au ₈ (2c) → Cu ₄ Rg ₁ Ag ₁ Au ₂ , I ₈ (2e) → At ₂ Cl ₃ Ts ₃	112,896,000	3,528,000	53.400	1200.075
Rb ₂ TlAu ₃	4302645	<i>Pmma</i> (51)	1×3×1	Rb ₁₂ Tl ₆ Au ₁₈	Rb ₆ (2f) → Fr ₂ Cs ₃ Rb ₁ , Au ₆ (2a) → Cu ₁ Ag ₃ Rg ₁ Au ₁ , Tl ₆ (2f) → Al ₂ Tl ₁ In ₁ B ₂	1,296,000	54,000	0.855	283.855
IrW	1523681	<i>Pmma</i> (51)	2×3×1	Ir ₁₂ W ₁₂	Ir ₁₂ (2f) → Ir ₇ Rh ₂ Mt ₁ Co ₂	23,760	533	0.410	2.315
Sr ₃ Li ₆ Nb ₂ O ₁₁	4306194	<i>Pmma</i> (51)	1×2×3	Sr ₃₆ Li ₇₂ Nb ₂₄ O ₁₃₂	O ₂₄ (4i) → Po ₁₃ Lv ₆ S ₃	109,830,336	4,576,278	138.300	37.075
Cu ₂ H ₂ C ₂ N ₃ Cl ₂	4350530	<i>Pnna</i> (52)	2×2×2	Cu ₆₄ H ₆₄ C ₆₄ N ₉₆ Cl ₆₄	N ₃₂ (4c) → Sb ₂₉ P ₃ , Cu ₃₂ (4b) → Cu ₄ Ag ₂₈	178,361,600	2,788,040	135.645	23.020
K ₂ Zr ₂ O ₅	1528513	<i>Pnna</i> (52)	1×1×3	K ₂₄ Zr ₂₄ O ₆₀	O ₁₂ (4c) → Te ₁ Se ₅ S ₁ O ₅	33,264	2,772	0.600	1.485
TaBiO ₄	1532721	<i>Pnna</i> (52)	1×1×3	Ta ₁₂ Bi ₁₂ O ₄₈	O ₂₄ (8e) → Lv ₂₀ Se ₄	10,626	484	0.515	1.165
NdP ₅ O ₁₄	1560966	<i>Pnna</i> (53)	1×1×2	Nd ₈ P ₄₀ O ₁₁₂	O ₁₆ (8i) → Te ₈ Lv ₃ O ₅ , O ₈ (4h) → Po ₁ Te ₂ O ₅	121,080,960	7,567,560	67.510	250.000
FeH ₆ PtC ₁₂ (N ₄ F) ₂	4349105	<i>Pnna</i> (53)	1×3×2	Fe ₁₂ H ₇₂ Pt ₁₂ C ₁₄₄ N ₉₆ F ₂₄	H ₂₄ (4h) → Na ₁₁ Li ₁₃	2,496,144	104,006	6.470	27.395
HN	4031568	<i>Pnna</i> (53)	1×1×2	H ₃₂ N ₃₂	N ₄ (2b) → Bi ₁ Sb ₁ P ₁ N ₁ , H ₁₆ (8i) → Cs ₂ Rb ₇ Na ₇ , N ₈ (4h) → Mc ₅ Bi ₁ Sb ₁ As ₁	3,321,077,760	207,567,360	1830.240	2715.170
RbCdAuS ₂	1510376	<i>Pcca</i> (54)	1×1×3	Rb ₁₂ Cd ₁₂ Au ₁₂ S ₂₄	S ₂₄ (8f) → S ₂₁ Lv ₃ , Rb ₁₂ (4c) → Cs ₂ Rb ₆ K ₁ Na ₃	112,210,560	4,675,440	48.500	32.010
CdH ₁₄ C ₁₁ N ₄	4513059	<i>Pcca</i> (54)	2×2×1	Cd ₁₆ H ₂₂₄ C ₁₇₆ N ₆₄	N ₃₂ (8f) → As ₂₅ P ₇	3,365,856	105,183	4.680	10.530
SiO ₂	4124082	<i>Pcca</i> (54)	2×1×2	Si ₃₂ O ₆₄	O ₁₆ (4d) → O ₆ Lv ₆ PO ₂ S ₂	10,090,080	318,360	4.105	10.170
Ce ₄ S ₃ O ₄	2106910	<i>Pbam</i> (55)	2×1×3	Ce ₄₈ S ₃₆ O ₄₈	S ₁₂ (2d) → Te ₄ Se ₂ S ₅ Lv ₁	83,160	1,806	0.890	2.540
RbCO ₂	4313231	<i>Pbam</i> (55)	2×2×2	Rb ₃₂ C ₃₂ O ₆₄	Rb ₃₂ (4h) → Cs ₁₄ K ₁₇ H ₁	8,485,840,800	265,182,525	7606.805	9909.995
P ₂ H ₁₀ S ₄ N ₂ O	1528469	<i>Pbam</i> (55)	1×2×3	P ₄₈ H ₂₄₀ S ₉₆ N ₄₈ O ₂₄	H ₂₄ (4g) → Na ₁₃ H ₁₁	2,496,144	52,486	6.275	17.280
BaSn ₂ S ₅	4331672	<i>Pccn</i> (56)	2×3×1	Ba ₂₄ Sn ₄₈ S ₁₂₀	Ba ₂₄ (4c) → Ra ₁₀ Sr ₉ Be ₅	3,926,434,512	81,807,334	1649.860	495.640
H ₃ PbCN ₃ O ₃	7232085	<i>Pccn</i> (56)	1×2×1	H ₄₈ Pb ₁₆ C ₁₆ N ₈₀ O ₄₈	O ₈ (4d) → S ₂ Lv ₂ Te ₄ , N ₁₆ (8e) → P ₇ N ₉	4,804,800	300,300	3.855	15.380
Li ₄ Re ₆ S ₁₁	1008693	<i>Pccn</i> (56)	1×2×1	Li ₃₂ Re ₄₈ S ₈₈	S ₈ (4c) → Te ₄ Se ₂ Lv ₂ , S ₁₆ (8e) → Po ₈ Se ₆ S ₁ Lv ₁	302,702,400	18,918,900	169.730	463.260
CuCN ₃	2310369	<i>Pbcm</i> (57)	2×2×2	Cu ₃₂ C ₃₂ N ₉₆	N ₃₂ (4d) → Bi ₂₄ As ₈	10,518,300	169,396	7.960	20.415
RbNa ₂ AuO ₂	1510249	<i>Pnmm</i> (58)	1×2×1	Rb ₄ Na ₈ Au ₄ O ₈	Na ₈ (4g) → Cs ₁ K ₄ Na ₃ , Au ₄ (2a) → Au ₁ Rg ₁ Cu ₁ Ag ₁	6,720	840	0.385	2.245
FeSb ₂	9012580	<i>Pnmm</i> (58)	2×3×1	Fe ₁₂ Sb ₂₄	Sb ₂₄ (4g) → Bi ₂₀ P ₄ , Fe ₁₂ (2a) → Hs ₂ Os ₁₀	701,316	29,370	0.995	1.920
CuSe ₂	9009853	<i>Pnmm</i> (58)	3×2×2	Cu ₂₄ Se ₄₈	Cu ₂₄ (2a) → Cu ₁₈ Ag ₁ Au ₅ , Se ₄₈ (4g) → S ₄₆ O ₂	910,945,728	9,607,182	549.860	69.595
Li ₃ AlO ₄	1528092	<i>Pmnn</i> (59)	3×3×2	Li ₁₈₀ Al ₃₆ O ₁₄₄	Al ₃₆ (2a) → Nh ₁₁ Al ₂₅	600,805,296	4,188,288	394.455	682.670

Continued on next page

Table S-1 – Continued from previous page

Reduced formula	Code ¹	Space group	Supercell	Full formula of unsubstituted structure	Wyckoff(s) ²	# Substitutions ³	# Equivalent ⁴	T _{SUPERCCELL} ⁵	T _{SHRY} ⁵
H ₁₆ C ₆ Br ₂ N ₂ O	4501124	<i>Pmnm</i> (59)	1×2×1	H ₆₄ C ₂₄ Br ₈ N ₈ O ₄	C ₈ (4f) → Fl ₁ Si ₂ Sn ₃ Ge ₂ , H ₁₆ (8g) → Rb ₃ Na ₁₃	940,800	58,800	0.980	3.800
In ₂ P ₆ O ₁₉	8103789	<i>Pmnm</i> (59)	3×1×3	In ₃₆ P ₁₀₈ O ₃₄₂	O ₁₈ (2a) → Lv ₄ Po ₁₀ Te ₁ O ₃	12,252,240	341,060	25.635	14.040
Eu ₂ Ge(BO ₄) ₂	7025367	<i>Pbcn</i> (60)	1×1×3	Eu ₂₄ Ge ₁₂ B ₂₄ O ₉₆	O ₂₄ (8d) → O ₁₃ Lv ₇ Po ₃ Te ₁	3,294,910,080	137,287,920	1610.510	3716.915
ReO ₂	9009092	<i>Pbcn</i> (60)	3×2×1	Re ₂₄ O ₄₈	O ₄₈ (8d) → Te ₁ S ₇ O ₄₀	3,018,791,952	62,891,499	1387.310	1741.445
H ₉ C ₁₄ N ₂ O ₂	2221069	<i>Pbcn</i> (60)	2×1×1	H ₇₂ C ₁₁₂ N ₈ O ₁₆	C ₁₆ (8d) → Si ₄ Ge ₃ Pb ₄ Fl ₅	50,450,400	3,153,150	37.780	27.455
CrH ₅ C ₅ Cl ₂	7009280	<i>Pbca</i> (61)	3×1×1	Cr ₂₄ H ₁₂₀ C ₁₂₀ Cl ₄₈	C ₂₄ (8c) → Fl ₆ Si ₃ C ₁₅	109,830,336	4,576,278	58.775	36.265
S ₃ N ₂ Cl	4031497	<i>Pbca</i> (61)	1×3×2	S ₁₄₄ N ₉₆ Cl ₄₈	Cl ₄₈ (8c) → Br ₄₄ Ts ₄	194,580	4,166	4.330	1.775
CoB ₄ O ₇	1511654	<i>Pbca</i> (61)	1×1×1	Co ₈ B ₃₂ O ₅₆	B ₈ (8c) → Al ₄ In ₄ , O ₈ (8c) → Po ₅ Te ₁ O ₂ , B ₈ (8c) → Nh ₅ Tl ₁ Ga ₁ B ₁	3,951,360	493,920	2.100	53.550
PbCl ₃ N	7239521	<i>Pnma</i> (62)	2×1×1	Pb ₈ Cl ₈ I ₂₄ N ₈	I ₈ (4c) → Cl ₅ Ts ₁ I ₁ Br ₁ , N ₈ (4c) → Sb ₁ Mc ₂ As ₄ N ₁	282,240	35,280	0.605	16.205
Li ₂ Mn(PO ₃) ₄	2239107	<i>Pnma</i> (62)	1×2×3	Li ₄₈ Mn ₂₄ P ₉₆ O ₂₈₈	P ₂₄ (4c) → P ₁₄ Mc ₅ Bi ₄ As ₁	2,471,182,560	51,652,260	1453.000	1165.820
GdFeO ₃	1528359	<i>Pnma</i> (62)	3×1×3	Gd ₃₆ Fe ₃₆ O ₁₀₈	O ₃₆ (4c) → Te ₃₀ O ₆	1,947,792	27,857	6.040	3.815
Mn ₅ Si ₃	7222431	<i>Cmcm</i> (63)	1×2×2	Mn ₈₀ Si ₄₈	Si ₁₆ (4c) → Si ₁ Sn ₆ Ge ₈ Pb ₁	720,720	11,830	1.410	4.115
CoH ₈ C ₁₁ (N ₂ O) ₃	7229238	<i>Cmcm</i> (63)	1×1×2	Co ₁₆ H ₁₂₈ C ₁₇₆ N ₉₆ O ₄₈	C ₁₆ (8f) → Fl ₇ Ge ₆ Pb ₁ C ₂	2,882,880	180,180	5.775	8.505
NaAlF ₄	1544381	<i>Cmcm</i> (63)	1×2×3	Na ₂₄ Al ₂₄ F ₉₆	F ₂₄ (4b) → At ₂ I ₁ Cl ₁ F ₁ , Na ₂₄ (4c) → Fr ₆ Rb ₁₈	1,634,533,824	34,053,448	1913.845	308.815
Na ₂ Ge ₂ S ₅	1538474	<i>Cmcm</i> (63)	1×2×1	Na ₃₂ Ge ₃₂ S ₈₀	S ₁₆ (8g) → Lv ₁₄ O ₂ , S ₁₆ (8f) → Lv ₈ Po ₃ S ₅ O ₂	864,864,000	28,828,800	580.700	549.375
Dy ₂ Ni ₇ Sn ₃	2016598	<i>Cmce</i> (64)	1×3×1	Dy ₄₈ Ni ₁₆₈ Sn ₇₂	Ni ₂₄ (8f) → Ni ₁₅ Pt ₉	1,307,504	54,484	3.860	10.340
K ₃ Na ₂ SnAs ₃	1008873	<i>Cmce</i> (64)	1×1×1	K ₂₄ Na ₁₆ Sn ₈ As ₂₄	Sn ₈ (8d) → Si ₂ Ge ₅ C ₁ , As ₈ (8f) → Sb ₄ As ₂ Mc ₂ , K ₈ (8f) → Fr ₅ Rb ₃	3,951,360	246,960	2.730	18.965
Cd(NCl) ₂	9015814	<i>Cmmm</i> (65)	2×1×2	Cd ₈ Ni ₆ Cl ₁₆	Cd ₈ (2a) → Cd ₂ Hg ₂ Cu ₄ , Ni ₆ (4i) → P ₂ N ₁₄	50,400	1,814	0.505	2.990
CdH ₈ C ₁₀ (IN) ₂	7216336	<i>Cmmm</i> (65)	1×3×1	Cd ₆ H ₄₈ C ₆₀ I ₁₂ N ₁₂	H ₂₄ (8p) → K ₁₉ Rb ₅ , I ₁₂ (4j) → I ₈ Br ₁ Cl ₁ F ₂	252,473,760	10,519,740	275.160	73.610
La ₃ Co ₂ Sn ₇	1524263	<i>Cmmm</i> (65)	3×2×1	La ₃₆ Co ₂₄ Sn ₈₄	Co ₂₄ (4j) → Ir ₁₂ Rh ₁ M ₁₁	32,449,872	678,062	31.350	34.995
Mg ₂ Al ₄ Si ₅ O ₁₈	9005804	<i>Cccm</i> (66)	1×1×2	Mg ₁₆ Al ₃₂ Si ₄₀ O ₁₄₄	O ₃₂ (16m) → Po ₆ Te ₂₃ Se ₃	2,356,099,200	73,628,100	1919.110	520.820
ThI ₃	1008186	<i>Cccm</i> (66)	2×1×1	Th ₃₂ I ₉₆	I ₁₆ (8l) → At ₇ F ₉ , Th ₈ (4b) → Th ₇ U ₁	91,520	2,860	0.745	1.580
Ba(InTe) ₂	1536658	<i>Cccm</i> (66)	3×1×1	Ba ₁₂ In ₂₄ Te ₄₈	Te ₂₄ (8k) → Po ₁₂ Te ₇ S ₅	2,141,691,552	44,641,324	1035.355	267.040
C	9012231	<i>Cmme</i> (67)	2×2×1	C ₆₄	C ₃₂ (8m) → Fl ₂₄ Ge ₁ Pb ₇	84,146,400	1,336,807	41.910	44.885
NiH ₁₂ C ₇ (NO ₂) ₂	2201224	<i>Cmme</i> (67)	2×1×1	Ni ₁₆ H ₁₉₂ C ₁₁₂ N ₃₂ O ₆₄	H ₁₆ (8m) → Cs ₁₀ Rb ₁ Na ₅	48,048	1,603	1.845	1.955
Sn ₄ Pd	1536196	<i>Ccce</i> (68)	1×3×1	Sn ₄₈ Pd ₁₂	Pd ₁₂ (4b) → Ds ₃ Ni ₃ Pd ₃ Pt ₁	110,880	4,656	1.150	1.765
Sr(ClO ₂) ₂	2207380	<i>Ccce</i> (68)	1×1×1	Sr ₄ Cl ₈ O ₁₆	O ₁₆ (16i) → Lv ₁ Po ₂ Se ₂ S ₁₁	131,040	8,190	0.440	1.925
ZnH ₈ C ₈ (N ₂ Cl) ₂	4350272	<i>Ccce</i> (68)	3×1×1	Zn ₁₂ H ₉₆ C ₉₆ N ₄₈ Cl ₂₄	C ₄₈ (16i) → Fl ₁₀ Si ₃₈	6,540,715,896	136,292,365	3989.775	14432.535
Rb ₂ P ₃	1539581	<i>Fmmm</i> (69)	1×1×2	Rb ₃₂ P ₄₈	P ₁₆ (8i) → N ₅ Mc ₅ Bi ₃ , Rb ₁₆ (8h) → Fr ₉ Cs ₇	8,245,036,800	128,991,450	3935.300	793.620
Cs ₂ U(PtSe ₂) ₃	4328807	<i>Fmmm</i> (69)	2×1×1	Cs ₃₂ U ₁₆ Pt ₄₈ Se ₉₆	Pt ₃₂ (16n) → Pd ₁₉ Pt ₁₃	347,373,600	10,855,425	394.525	2365.670
Ca ₂ Si ₃ Ag	1509769	<i>Fmmm</i> (69)	1×2×2	Ca ₆₄ Si ₉₆ Ag ₃₂	Si ₃₂ (8i) → Si ₅ Ge ₂ C ₂₅ , Ca ₃₂ (8h) → Ba ₃₁ Ca ₁	2,261,855,232	35,341,488	4009.375	561.560
EuZnGeS ₄	7227463	<i>Fddd</i> (70)	1×1×2	Eu ₆₄ Zn ₆₄ Ge ₆₄ S ₂₅₆	Eu ₁₆ (8b) → Tb ₉ Ce ₁ Gd ₆	80,080	1,353	13.695	1.995
NdH ₁₂ (CO ₂) ₅	7200149	<i>Fddd</i> (70)	1×1×1	Nd ₁₆ H ₁₉₂ C ₈₀ O ₁₆₀	C ₁₆ (16f) → Si ₄ Sn ₄ Ge ₇ Pb ₁	7,207,200	227,370	6.305	9.460
Gd(Blr) ₂	1510703	<i>Fddd</i> (70)	1×3×1	Gd ₂₄ B ₄₈ Ir ₄₈	B ₄₈ (16f) → In ₆ Ga ₄₂	12,271,512	134,542	9.470	9.725
Ce ₃ (BN ₂) ₂	1510979	<i>Immm</i> (71)	2×1×3	Ce ₃₆ B ₂₄ N ₄₈	Ce ₂₄ (4j) → Yb ₂ Tb ₂₀ Pr ₂	63,756	1,544	1.535	1.960
Nd ₃ Bi ₇	7121799	<i>Immm</i> (71)	1×1×3	Nd ₃₆ Bi ₈₄	Bi ₁₂ (4j) → As ₄ N ₈ , Bi ₆ (2c) → N ₁ Mc ₅ , Bi ₆ (2a) → Sb ₂ As ₃ Mc ₁	178,200	14,880	0.910	4.055
MoPt ₂	1522847	<i>Immm</i> (71)	3×1×1	Mo ₆ Pt ₁₂	Mo ₆ (2a) → Cr ₂ Mo ₁ Sg ₃ , Pt ₁₂ (4i) → Ds ₂ Ni ₆ Pt ₄	831,600	34,904	0.870	5.350
Cs ₂ SnAs ₂	1008524	<i>Ibam</i> (72)	2×1×1	Cs ₁₆ Sn ₈ As ₁₆	Cs ₁₆ (8j) → Na ₃ Li ₁₀ H ₃ , Sn ₈ (4b) → Fr ₇ C ₁	1,281,280	40,040	0.925	3.500
Cs ₂ MnS ₂	1539893	<i>Ibam</i> (72)	1×2×3	Cs ₄₈ Mn ₂₄ S ₄₈	Mn ₂₄ (4a) → Bh ₁ Mn ₉ Re ₁₄	19,612,560	208,354	10.420	11.200
SrLi ₂ Al ₄ (PO ₃) ₄	9000452	<i>Ibam</i> (72)	1×1×1	Sr ₄ Li ₈ Al ₁₆ P ₁₆ O ₈₀	O ₁₆ (16k) → Po ₁₁ Te ₁ Se ₄ , P ₈ (8g) → Bi ₃ P ₅ , O ₈ (8j) → Po ₅ Te ₂ O ₁	205,470,720	12,841,920	120.025	358.355
Mg ₂ SiO ₄	9015858	<i>Imma</i> (74)	2×2×1	Mg ₆₄ Si ₃₂ O ₁₂₈	Mg ₁₆ (4e) → Sr ₂ Ca ₁₂ Mg ₂ , Mg ₁₆ (4a) → Ba ₁ Sr ₈ Be ₇	1,124,323,200	17,626,094	564.135	471.140
VC ₂ N ₃ F ₅	7042546	<i>Imma</i> (74)	1×3×3	V ₃₆ Co ₃₆ C ₇₂ N ₁₀₈ F ₁₈₀	V ₃₆ (4d) → Ta ₃ Nb ₂ V ₂₉	175,301,280	2,435,880	322.135	36.405
Fe ₂ H ₃ C ₂ N ₃ F ₅	7023703	<i>Imma</i> (74)	1×2×1	Fe ₁₆ H ₂₄ C ₁₆ N ₂₄ F ₄₀	N ₁₆ (8h) → P ₈ Mc ₃ Sb ₃ N ₂	7,207,200	227,374	5.545	6.630
Rb ₄ V ₅ CdClO ₁₅	2002827	<i>P4</i> (75)	3×3×1	Rb ₃₆ V ₄₅ Cd ₉ O ₁₃₅	O ₃₆ (4d) → Se ₁₆ O ₂₀	7,307,872,110	203,007,450	4511.600	53482.840
KNaP ₂ O ₇	9016451	<i>P4</i> ₁ (76)	2×1×1	K ₁₆ Na ₁₆ P ₃₂ O ₁₁₂	O ₈ (4a) → S ₄ O ₄ , Na ₈ (4a) → Fr ₂ Cs ₁ Li ₁ H ₄ , K ₈ (4a) → Fr ₁ K ₃ Rb ₁ Na ₃	65,856,000	16,464,000	28.030	249.430
LaH ₃ CSO ₇	4331355	<i>P4</i> ₁ (76)	1×2×1	La ₈ H ₂₄ C ₈ S ₈ O ₅₆	O ₈ (4a) → O ₁ Lv ₇ , La ₈ (4a) → Ce ₃ Pm ₃ Sm ₁ Tm ₁	8,960	2,240	0.400	1.780
EuH ₃ CSO ₇	4331358	<i>P4</i> ₁ (76)	2×2×2	Eu ₃₂ H ₉₆ C ₃₂ S ₃₂ O ₂₂₄	C ₃₂ (4a) → Sn ₂₆ Ge ₄ C ₂	13,592,880	425,145	11.965	8.060

Continued on next page

Table S-1 – Continued from previous page

Reduced formula	Code ¹	Space group	Supercell	Full formula of unsubstituted structure	Wyckoff(s) ²	# Substitutions ³	# Equivalent ⁴	T _{SUPERCELL} ⁵	T _{SHRY} ⁵
MgB ₂ O ₇	9011070	P4 ₂ (77)	2×2×1	Mg ₁₆ B ₃₂ O ₁₁₂	O ₁₆ (4d) → Se ₆ S ₆ O ₄ , B ₁₆ (4d) → In ₁ Ga ₁ B ₁₄	403,603,200	25,225,200	205.045	136.990
H ₆ C ₇ N	8103283	P4 ₃ (78)	2×1×2	H ₁₉₂ C ₂₂₄ N ₃₂	C ₁₆ (4a) → Si ₅ Pb ₄ C ₇	1,441,440	180,180	1.650	2.605
H ₁₂ C ₁₀ N ₂ O ₃	8102707	P4 ₃ (78)	3×1×1	H ₁₄₄ C ₁₂₀ N ₂₄ O ₃₆	H ₁₂ (4a) → Cs ₅ Rb ₃ Na ₄ , H ₁₂ (4a) → K ₈ Rb ₄	13,721,400	2,286,900	9.655	12.925
H ₉ C ₈ SNO ₃	2226053	P4 ₃ (78)	3×1×1	H ₁₀₈ C ₉₆ S ₁₂ N ₁₂ O ₃₆	O ₁₂ (4a) → Lv ₁₁ Se ₁ , C ₁₂ (4a) → Fl ₃ Sn ₈ Ge ₁ , O ₁₂ (4a) → Po ₉ Se ₁ Lv ₁ Te ₁	31,363,200	5,227,200	19.685	422.455
H ₁₆ C ₁₀ N ₈ O ₃	2012950	I4 ₁ (80)	2×1×1	H ₁₂₈ C ₈₀ N ₆₄ O ₂₄	H ₁₆ (8b) → K ₁ Li ₁ H ₁₄ , H ₁₆ (8b) → Cs ₁ K ₁ Li ₂	1,747,200	218,400	1.590	21.840
Ca ₁₁ (ReO ₆) ₄	7222666	I4 ₁ (80)	1×3×1	Ca ₁₃₂ Re ₄₈ O ₂₈₈	O ₂₄ (8b) → Po ₁ Se ₁₇ S ₅ O ₃	48,454,560	4,037,880	38.025	131.435
CdH ₁₈ C ₁₉ (N ₄ O) ₃	2216290	I4 ₁ (80)	1×1×1	Cd ₄ H ₇₂ C ₇₆ N ₄₈ O ₁₂	N ₈ (8b) → Sb ₃ N ₅ , H ₈ (8b) → Cs ₄ K ₁ Na ₂ H ₁ , N ₈ (8b) → Bi ₁ Sb ₃ As ₃ P ₁	52,684,800	6,585,600	34.440	198.190
CaCo ₂ H ₁₆ C ₁₂ (NO ₄) ₄	7203434	P4̄ (81)	1×1×1	Ca ₁ Co ₂ H ₁₆ C ₁₂ N ₄ O ₁₆	C ₄ (4h) → Fl ₁ Si ₁ Sn ₁ Ge ₁ , H ₄ (4h) → Cs ₁ K ₁ Na ₁ Li ₁ , O ₄ (4h) → Po ₁ Te ₁ O ₁ Lv ₁	13,824	3,456	0.390	20.685
Ta	2103918	P4̄ (81)	3×2×1	Ta ₁₈₀	Ta ₂₄ (4h) → Ta ₁₃ Nb ₁₁ , Ta ₂₄ (4h) → Db ₂₂ Nb ₁ V ₁	1,377,871,488	114,822,624	613.145	1237.045
AgBH ₁₆ C ₁₂ N ₄ (OF ₂) ₂	4505055	P4̄ (81)	2×1×1	Ag ₂ B ₂ H ₃₂ C ₂₄ N ₈ O ₄ F ₈	B ₂ (1d) → Ga ₁ B ₁ , N ₈ (4h) → Bi ₁ Sb ₃ P ₃ Mc ₁ , Ag ₂ (1b) → Rg ₁ Au ₁	4,480	1,120	0.390	2.100
H ₆ C ₅ N ₂	2102095	I4̄ (82)	1×1×1	H ₉₆ C ₈₀ N ₃₂	H ₈ (8g) → Fr ₅ Na ₂ H ₁ , H ₈ (8g) → Cs ₁ Rb ₂ Na ₅	28,224	3,528	0.510	2.305
Na ₄ BeAlSi ₄ ClO ₁₂	9003376	I4̄ (82)	3×1×3	Na ₇₂ Be ₁₈ Al ₁₈ Si ₇₂ Cl ₁₈ O ₂₁₆	Cl ₁₈ (2a) → Ts ₈ At ₃ I ₆ Cl ₁ , Al ₁₈ (2d) → Tl ₁₆ In ₂	5,623,778,160	156,243,360	2556.420	872.480
Cd(GaS ₂) ₂	1537372	I4̄ (82)	1×3×1	Cd ₆ Ga ₁₂ S ₂₄	Ga ₆ (2c) → In ₃ Nh ₃ , Ga ₆ (2b) → Tl ₁ In ₁ B ₄ , Cd ₆ (2a) → Hg ₃ Cn ₂ Zn ₁	36,000	3,008	0.440	7.040
Ca ₇ Ni ₄ Sn ₁₃	1528162	P4/m (83)	1×2×1	Ca ₁₄ Ni ₈ Sn ₂₆	Ca ₈ (4j) → Sr ₃ Ca ₃ Mg ₂ , Ni ₈ (4k) → Ds ₅ Ni ₁ Pd ₁ Pt ₁	188,160	47,040	0.510	7.805
CuCS	1534886	P4 ₂ /m (84)	2×1×2	Cu ₁₆ C ₁₆ S ₁₆	Cu ₁₆ (4j) → Au ₅ Rg ₁₁ , C ₁₆ (4j) → Sn ₁ Ge ₇ Pb ₈	449,729,280	28,214,024	147.735	517.225
PdS	1538224	P4 ₂ /m (84)	1×3×2	Pd ₄₈ S ₄₈	Pd ₂₄ (4j) → Ds ₂₀ Ni ₃ Pd ₁ , Pd ₁₂ (2e) → Ds ₃ Ni ₆ Pd ₂ Pt ₁	2,356,421,760	98,184,240	923.480	3811.735
NaSbCl ₆	8103949	P4 ₂ /m (84)	1×3×2	Na ₁₂ Sb ₁₂ Cl ₇₂	Sb ₁₂ (2c) → Mc ₂ P ₁₀ , Na ₁₂ (2e) → Cs ₆ K ₆	60,984	2,676	0.950	1.660
SiO ₂	4124067	P4/n (85)	1×1×1	Si ₁₆ O ₃₂	O ₈ (8g) → Po ₂ O ₆ , O ₈ (8g) → Lv ₄ S ₃ O ₁ , O ₈ (8g) → Se ₅ S ₃	439,040	54,880	0.550	3.450
CdH ₂₀ C ₂₄ N ₈ (ClO ₂) ₂	7214553	P4/n (85)	2×2×1	Cd ₈ H ₁₆ C ₁₉₂ N ₆₄ Cl ₁₆ O ₃₂	Cl ₈ (2b) → I ₁ Br ₁ Cl ₆ , C ₃₂ (8g) → Si ₂₆ Fl ₄ Ge ₂	761,201,280	23,788,800	554.900	381.165
VMoO ₅	1535988	P4/n (85)	2×2×3	V ₂₄ Mo ₂₄ O ₁₂₀	V ₂₄ (2c) → Ds ₂₃ V ₁ , Mo ₂₄ (2b) → Cr ₂₁ Mo ₁ W ₂ , O ₂₄ (2c) → S ₅ O ₁₉	6,194,022,912	64,521,072	4186.785	745.310
PBr ₂ N	2107246	P4 ₂ /n (86)	2×2×1	P ₃₂ Br ₆₄ N ₃₂	Br ₃₂ (8g) → At ₂₈ I ₂ Cl ₂ , Br ₃₂ (8g) → At ₂₈ I ₄	7,758,729,600	242,470,200	4253.500	4988.985
ZrH ₂₀ C ₂₄ (N ₂ O ₅) ₂	2231784	P4 ₂ /n (86)	1×2×2	Zr ₈ H ₁₆₀ C ₁₉₂ N ₃₂ O ₈₀	H ₃₂ (8g) → Fr ₁₀ Na ₂₂	64,512,240	4,035,018	56.355	527.155
CsInBr ₃	4003085	I4/m (87)	1×1×1	Cs ₂₀ In ₂₀ Br ₆₀	Br ₈ (8h) → I ₂ Cl ₁ F ₅ , Br ₈ (8h) → At ₄ I ₁ Ts ₃ , Cs ₁₆ (16i) → Cs ₁ Li ₁₅	752,640	47,040	0.960	30.280
Sr ₂ NiWO ₆	1526460	I4/m (87)	3×1×1	Sr ₁₂ Ni ₆ W ₆ O ₃₆	O ₁₂ (4e) → Po ₃ Te ₃ Sa ₂ O ₂	277,200	11,616	0.535	1.935
Ba ₈ SrPb ₂₄ (Cl ₃ O ₄) ₆	7700866	I4/m (87)	1×1×1	Ba ₁₆ Sr ₂ Pb ₄₈ Cl ₃₆ O ₄₈	O ₁₆ (16i) → Se ₂ S ₁ O ₁₃ , Cl ₈ (8h) → At ₂ I ₆	47,040	2,940	0.630	2.180
H ₂ C ₂ IF ₃	7122659	I4 ₁ /a (88)	1×1×1	H ₃₂ C ₃₂ I ₁₆ F ₄₈	F ₁₆ (16f) → At ₇ Br ₃ Cl ₃ Ts ₃	19,219,200	1,201,200	8.295	14.675
PbWO ₄	9009813	I4 ₁ /a (88)	3×2×2	Pb ₄₈ W ₄₈ O ₁₉₂	W ₄₈ (4b) → Cr ₄₂ W ₆	12,271,512	129,105	130.295	11.065
K ₃ UF ₇	2311030	I4 ₁ /a (88)	1×3×1	K ₇₂ U ₂₄ F ₁₆₈	U ₂₄ (8e) → Ac ₆ Bk ₁₈	134,596	5,900	1.955	1.840
SiO ₂	9016249	P4 ₁ 2 ₁ 2 (92)	1×3×2	Si ₂₄ O ₄₈	Si ₂₄ (4a) → Sn ₁₄ C ₁₀	1,961,256	82,016	1.515	15.600
SrH ₂ (CO ₂) ₂	2104412	P4 ₁ 2 ₁ 2 (92)	1×1×2	Sr ₈ H ₁₆ C ₁₆ O ₃₂	C ₁₆ (8b) → Fl ₁ Sn ₃ Ge ₁₁ C ₁ , Sr ₈ (4a) → Ba ₃ Ra ₁ Sr ₂ Be ₂	146,764,800	9,172,800	51.205	562.295
Y ₂ Ge ₂ O ₇	1563641	P4 ₁ 2 ₁ 2 (92)	1×3×1	Y ₂₄ Ge ₂₄ O ₈₄	O ₁₂ (4a) → Se ₂ S ₃ Lv ₅	16,632	1,386	0.570	1.250
GdH ₃ C ₉ O ₇	7206530	P4 ₃ 22 (95)	1×2×2	Gd ₁₆ H ₄₈ C ₁₄₄ O ₁₁₂	C ₃₂ (8d) → Si ₅ Sn ₂₇	201,376	12,586	1.250	2.170
ZnFeP ₂ H ₁₀ (C ₅ O ₂) ₂	7048681	P4 ₃ 22 (95)	1×1×2	Zn ₈ Fe ₈ P ₁₆ H ₈₀ C ₈₀ O ₃₂	H ₁₆ (8d) → Na ₁ Li ₁ H ₁₄ , C ₁₆ (8d) → C ₁₃ Fl ₃	134,400	8,400	0.810	3.020
TiMn ₂ O ₄	1008093	P4 ₃ 22 (95)	2×3×1	Ti ₂₄ Mn ₄₈ O ₉₆	O ₄₈ (8d) → Te ₁ O ₄₇ , Ti ₂₄ (4b) → Zr ₆ Ti ₁₈	6,460,608	269,192	6.275	16.760
Na ₅ Al(HO) ₈	8104097	P4 ₃ 2 ₁ 2 (96)	1×1×2	Na ₄₀ Al ₈ H ₆₄ O ₆₄	H ₁₆ (8b) → Fr ₁ Rb ₁₂ H ₃ , O ₁₆ (8b) → Se ₁₁ Lv ₃ O ₂	317,990,400	19,874,400	201.840	291.040
NiSO ₁₀	9011265	P4 ₃ 2 ₁ 2 (96)	2×2×1	Ni ₁₆ S ₁₆ O ₁₆₀	O ₃₂ (8b) → Po ₃₀ Te ₂ , Ni ₁₆ (4a) → Ds ₃ Ni ₈ Pd ₁ Pt ₄	1,787,385,600	55,858,080	845.840	344.660
HCN	4500027	P4 ₃ 2 ₁ 2 (96)	1×1×3	H ₈₄ C ₈₄ N ₈₄	N ₂₄ (8b) → Sb ₄ As ₁₈ P ₂	2,018,940	84,480	2.275	2.780
ReH ₃₀ C ₂₂ N ₄ ClO ₂	4312052	I422 (97)	2×1×1	Re ₈ H ₂₄₀ C ₁₇₆ N ₃₂ Cl ₈ O ₁₆	C ₁₆ (8g) → Sn ₂ Ge ₃ Pb ₂ C ₉	2,402,400	150,150	3.215	5.495
VH ₄ C ₈ O ₅	4135627	I4 ₁ 22 (98)	1×2×1	V ₁₆ H ₆₄ C ₁₂₈ O ₈₀	H ₁₆ (8f) → Rb ₁₁ Li ₅ , O ₃₂ (16g) → Lv ₂₈ Po ₁ Te ₁ O ₂	1,884,879,360	117,804,960	1387.790	6540.470
TiPbO ₃	2107524	P4mm (99)	1×2×3	Ti ₆ Pb ₆ O ₁₈	Pb ₆ (1a) → Sn ₂ C ₄ , O ₁₂ (2c) → Po ₁ Te ₇ Se ₂ O ₂	356,400	30,564	0.620	6.550
CuH ₄ Pb ₂ (ClO ₂) ₂	9004395	P4mm (99)	1×3×1	Cu ₃ H ₁₂ Pb ₆ Cl ₆ O ₁₂	Pb ₆ (2c) → Si ₁ Sn ₁ Ge ₃ Fl ₁ , H ₁₂ (4d) → Fr ₇ Na ₃ Li ₂	950,400	79,200	0.760	7.430
TiPbO ₃	9011190	P4mm (99)	3×1×3	Ti ₉ Pb ₉ O ₂₇	O ₉ (1b) → Lv ₃ S ₆ , Pb ₉ (1a) → Si ₃ Sn ₃ Pb ₃ , Ti ₉ (1b) → Hf ₄ Ti ₅	17,781,120	988,560	14.280	18.865
V ₃ O ₁₀	1526958	P4bm (100)	1×3×2	V ₃₆ O ₁₂₀	O ₁₂ (2b) → Po ₉ S ₁ O ₂ , O ₁₂ (2a) → Po ₆ Se ₄ O ₂ , V ₁₂ (2a) → Ta ₁₀ V ₂	603,741,600	25,161,080	326.460	329.050
LiMnVF ₆	4030185	P4 ₂ nm (102)	3×1×1	Li ₆ Mn ₆ V ₆ F ₃₆	Li ₆ (2a) → Fr ₂ Rb ₁ Na ₁ H ₂ , V ₆ (2a) → Nb ₄ Db ₁ V ₁ , F ₁₂ (4c) → At ₁ I ₃ Cl ₃ F ₃	598,752,000	49,896,000	213.420	3487.510
ZnH ₄ C ₁₀ (NCl ₄) ₂	7107904	P4 ₂ nm (102)	1×1×2	Zn ₄ H ₁₆ C ₄₀ N ₈ Cl ₃₂	C ₁₆ (8d) → Si ₁₁ Sn ₁ Ge ₂ Pb ₂ , N ₈ (4c) → Bi ₂ Sb ₄ As ₁ N ₁	110,073,600	6,879,600	52.710	397.725
U	2106190	P4 ₂ nm (102)	2×2×1	U ₁₂₀	U ₁₆ (4c) → No ₃ Es ₁₃ , U ₁₆ (4c) → Pu ₂ Md ₁₄	67,200	2,142	1.060	1.740
MnH ₁₆ C ₂₄ (BrN ₄) ₂	7231801	P4nc (104)	3×1×1	Mn ₆ H ₉₆ C ₁₄₄ Br ₁₂ N ₄₈	C ₂₄ (8c) → Si ₃ Ge ₅ Fl ₆	1,153,218,528	96,101,544	749.010	538.865

Continued on next page

Table S-1 – Continued from previous page

Reduced formula	Code ¹	Space group	Supercell	Full formula of unsubstituted structure	Wyckoff(s) ²	# Substitutions ³	# Equivalent ⁴	T _{SUPERCELL} ⁵	T _{SHRY} ⁵
Ba(GeP) ₂	7222662	P4 ₂ mc (105)	1×3×1	Ba ₁₂ Ge ₂₄ P ₂₄	Ba ₈ (2c) → Ba ₁ Ca ₂ Mg ₃ , Ba ₆ (2a) → Ba ₃ Ra ₁ Sr ₁ Be ₁	7,200	1,200	0.450	3.050
ZrCN ₈ O ₇	1534688	I4mm (107)	2×3×2	Cr ₂₄ C ₂₄ N ₁₉₂ O ₁₆₈	C ₂₄ (2a) → Sn ₁₁ F ₈ Ge ₂	88,256,520	931,270	75.875	14.665
LaFeGe ₃	2204979	I4mm (107)	1×2×3	La ₁₂ Fe ₁₂ Ge ₃₆	Ge ₂₄ (4b) → Fl ₁₉ Ge ₂ Pb ₃ , La ₁₂ (2a) → Yb ₂ La ₃ Nd ₇	3,366,316,800	140,642,880	3056.165	2306.325
LaGa ₃ Cu	4344611	I4mm (107)	3×2×1	La ₁₂ Ga ₃₆ Cu ₁₂	Cu ₁₂ (2a) → Cu ₂ Ag ₆ Au ₂ Rg ₂	83,160	1,846	0.590	2.245
Cr ₃ Pb ₅ F ₁₉	2107206	I4cm (108)	1×1×1	Cr ₁₂ Pb ₂₀ F ₇₆	F ₈ (8c) → Cl ₂ F ₆ , F ₈ (8c) → Br ₆ Cl ₂ , Pb ₁₆ (16d) → Si ₅ Sn ₄ Ge ₇	1,130,088,960	70,630,560	640.785	469.160
Zn(H ₅ C ₂) ₂	1543059	I4 ₁ md (109)	1×1×3	Zn ₁₂ H ₁₂₀ C ₄₈	C ₂₄ (8b) → Fl ₂₀ Sn ₂ Ge ₁ Pb ₁ , Zn ₁₂ (4a) → Hg ₂ Cn ₂ Zn ₈	378,710,640	8,722,890	243.290	1338.070
SrV ₂ (NiO ₄) ₂	2002120	I4 ₁ cd (110)	2×1×1	Sr ₁₆ V ₃₂ Ni ₃₂ O ₁₂₈	Ni ₃₂ (16b) → Ni ₁₆ Pd ₁₆	601,080,390	37,576,390	266.385	12643.570
Be(BH ₄) ₂	4343675	I4 ₁ cd (110)	1×1×2	Be ₃₂ B ₆₄ H ₂₅₆	H ₃₂ (16b) → Na ₇ Li ₂₄ H ₁	84,146,400	2,629,575	57.850	71.095
Ta	2106748	P4 ₂ 1m (113)	2×2×2	Ta ₂₄₀	Ta ₃₂ (4e) → Ta ₂₀ Nb ₁₂	225,792,840	3,534,424	126.290	728.615
Ca ₂ MgSi ₂ O ₇	9006448	P4 ₂ 1m (113)	2×2×1	Ca ₁₆ Mg ₈ Si ₁₆ O ₅₆	O ₈ (2c) → O ₅ Lv ₁ Te ₂ , O ₃₂ (8f) → Se ₂ O ₆ , Mg ₈ (2a) → Ba ₁ Ra ₆ Sr ₁	8,525,454,336	266,420,448	4805.830	1665.130
C ₃ (NO ₃) ₄	5900023	P4 ₂ 1c (114)	1×2×1	C ₂₀ N ₁₆ O ₄₈	C ₁₆ (8e) → Si ₉ Sn ₂ Fl ₄ Pb ₁	1,201,200	150,150	0.770	6.775
Na ₃ Sb ₅ S ₄	4518779	P4 ₂ 1c (114)	3×1×2	Na ₃₆ Sb ₁₂ S ₄₈	Na ₂₄ (4d) → Li ₁₁ H ₁₃	2,496,144	104,972	1.855	28.120
TaH ₁₆ C ₂₈ (S ₂ F ₃) ₂	4130198	P4 ₂ 1c (114)	1×3×1	Ta ₈ H ₉₆ C ₁₆₈ S ₂₄ F ₃₆	H ₂₄ (8e) → K ₆ Li ₁₀ H ₈	5,889,651,768	490,820,484	4289.625	2607.485
Sn ₃ Ru ₂	1522877	P4 ₂ c2 (116)	2×1×2	Sn ₄₈ Ru ₃₂	Ru ₁₆ (4i) → Os ₈ Ru ₅ Hs ₂ Fe ₁	2,162,160	137,214	1.240	7.445
Sr ₂ CuF ₆	1539548	P4 ₂ b2 (117)	1×2×3	Sr ₄₈ Cu ₂₄ F ₁₄₄	F ₄₈ (8i) → I ₄₃ Br ₂ F ₃	17,123,400	713,460	10.595	14.885
ZnSb ₂	9015418	P4 ₂ m2 (118)	2×2×1	Zn ₈ Sb ₁₆	Sb ₁₆ (4f) → Bi ₃ As ₄ P ₁ N ₈	3,603,600	112,755	1.450	5.465
Mn(BH ₄) ₂	4002641	P4 ₂ m2 (118)	2×2×2	Mn ₁₆ B ₃₂ H ₁₂₈	Mn ₁₆ (2b) → Mn ₆ Tc ₉ Bh ₁	80,080	1,327	7.850	1.850
Cs ₂ In ₃	1525490	I4m2 (119)	3×2×3	Cs ₁₄₄ In ₂₁₆	Cs ₃₆ (2d) → Cs ₄ K ₃₀ Rb ₂	29,216,880	211,638	71.330	9.285
Li ₃ Rb ₃ O ₂	8103749	I4m2 (119)	1×2×2	Li ₄₀ Rb ₂₄ O ₁₆	Li ₈ (2b) → Fr ₅ Cs ₁ Na ₁ Li ₁ , Br ₁₆ (4e) → T ₈ At ₅ Br ₃	242,161,920	15,161,160	182.825	1322.150
AgP(XeF ₃) ₂	1509315	I4c2 (120)	2×2×1	Ag ₁₆ P ₁₆ Xe ₃₂ F ₁₆₀	Xe ₃₂ (8h) → Ne ₃₁ He ₁ , Ag ₁₆ (4a) → Cu ₁₀ Ag ₁ Au ₄ Rg ₁	7,687,680	120,120	10.620	32.480
RbAlF ₄	9015064	I4c2 (120)	3×1×1	Rb ₆₀ Al ₆₀ F ₂₄₀	F ₂₄ (8h) → At ₁₁ I ₁ Br ₁₂ , Al ₁₂ (4d) → Tl ₁₀ B ₂	2,141,691,552	89,237,148	1126.280	611.300
CsCoF ₄	1000491	I4c2 (120)	1×3×1	Cs ₆₀ Co ₆₀ F ₂₄₀	F ₂₄ (8g) → I ₁₉ Br ₄ Ts ₁	212,520	9,086	2.895	2.245
K ₃ CrO ₈	4320923	I4 ₂ m (121)	3×1×1	K ₁₈ Cr ₆ O ₄₈	K ₆ (2b) → Cs ₄ Na ₁ H ₁ , O ₂₄ (8i) → S ₅ O ₂ Lv ₁₇ , Cr ₆ (2a) → Cr ₂ W ₄	3,270,682,800	136,278,450	1640.370	1493.665
CsCrH ₈ (NO ₄) ₂	4118671	I4 ₂ m (121)	1×2×1	Cs ₄ Cr ₄ H ₃₂ N ₈ O ₃₂	O ₁₆ (8i) → Po ₁ Se ₉ S ₁ O ₅ , N ₈ (4d) → Mc ₂ Bi ₁ Sb ₂ P ₃	807,206,400	50,450,400	320.080	2468.135
CsCrH ₈ (NO ₄) ₂	4105794	I4 ₂ m (121)	2×2×2	Cs ₁₆ Cr ₁₆ H ₁₂₈ N ₃₂ O ₁₂₈	Cs ₁₆ (2a) → Cs ₉ Rb ₄ Na ₃	400,400	3,607	42.630	1.825
NaPN ₂	1537232	I4 ₂ d (122)	1×3×1	Na ₁₂ P ₁₂ N ₂₄	Na ₁₂ (4b) → Cs ₅ K ₇ , P ₁₂ (4a) → Bi ₁ Sb ₁ As ₉ Mc ₁	1,045,440	43,680	0.785	7.170
RbPO ₄	1530664	I4 ₂ d (122)	1×2×1	Rb ₈ P ₈ O ₃₂	O ₃₂ (16e) → Po ₁ Se ₁ S ₂₈ O ₂	431,520	26,970	0.640	6.035
GaCuS ₂	9009928	I4 ₂ d (122)	1×3×1	Ga ₁₂ Cu ₁₂ S ₂₄	Cu ₁₂ (4a) → Rg ₆ Cu ₁ Ag ₂ Au ₃ , Ga ₁₂ (4b) → Al ₇ B ₅	43,908,480	1,830,560	13.660	15.940
YbBi ₂ IO ₄	1526555	P4/mmm (123)	2×1×2	Yb ₄ Bi ₈ I ₄ O ₁₆	Bi ₈ (2h) → Bi ₁ As ₂ P ₂ N ₃ , I ₄ (1b) → At ₁ Br ₃ , Yb ₄ (1a) → Sm ₃ Eu ₁	26,880	1,680	0.420	5.020
FePt	9004222	P4/mmm (123)	2×3×3	Fe ₁₈ Pt ₁₈	Fe ₁₈ (1a) → Fe ₄ Os ₅ Ru ₉	6,126,120	85,830	4.690	3.110
Nb ₄ CoP	1533943	P4/mcc (124)	1×1×2	Nb ₁₆ Co ₄ P ₄	Nb ₁₆ (8m) → Ta ₅ Nb ₁ V ₉ Db ₁ , Co ₄ (2a) → Mf ₁ Rh ₃ , P ₄ (2c) → N ₁ Mc ₁ Sb ₁ P ₁	46,126,080	1,441,440	17.165	211.875
Cd(AuF ₄) ₂	1510373	P4/mcc (124)	2×2×3	Cd ₂₄ Au ₄₈ F ₁₉₂	Cd ₂₄ (2a) → Zn ₆ Cd ₄ Hg ₁₃ Cn ₄	5,766,092,640	60,225,424	5461.450	1399.010
CuBH ₉ C ₈ (N ₂ F ₃) ₂	7101571	P4/nbm (125)	1×1×1	Cu ₂ B ₂ H ₁₈ C ₁₆ N ₈ F ₁₂	F ₈ (8m) → Cl ₃ F ₅ , C ₁₆ (16n) → Si ₆ Sn ₄ Ge ₆	94,174,080	5,886,720	56.965	36.235
PuGa ₆	2310189	P4/nbm (125)	1×2×2	Pu ₈ Ga ₄₈	Ga ₁₆ (4g) → Nh ₃ In ₁₀ Ga ₁	48,048	1,603	0.565	1.375
CuBH ₉ C ₈ (N ₂ F ₃) ₂	4333233	P4/nbm (125)	1×2×1	Cu ₄ B ₄ H ₃₆ C ₃₂ N ₁₆ F ₂₄	Ni ₁₆ (8j) → Bi ₂ Sb ₄ As ₆ N ₄ , Cu ₄ (2b) → Cu ₁ Rg ₂ Ag ₁ , H ₄ (2a) → Rb ₁ K ₁ Na ₁ Li ₁	7,264,857,600	454,083,840	3187.690	38416.610
K ₃ S ₂ O ₁₄ F	2004310	P4/mbm (127)	1×3×1	K ₁₈ S ₃₀ O ₈₄ F ₆	St ₂₄ (8j) → Te ₁ Se ₂₃ , O ₂₄ (8j) → Po ₃ Te ₂ O ₁₉	10,200,960	850,080	13.235	15.145
Pb ₂ CCl ₂ O ₃	9009573	P4/mbm (127)	3×1×2	Pb ₄₈ C ₂₄ Cl ₄₈ O ₇₂	Cl ₂₄ (4h) → Br ₁₂ Ts ₁₂	2,704,156	113,258	3.970	46.345
Sc ₅ (Co ₂ Si ₅) ₂	2107392	P4/mbm (127)	2×1×2	Sc ₄₀ Co ₃₂ Si ₈₀	Si ₁₆ (4g) → Sn ₅ Pb ₉ Fl ₁ Ge ₁	480,480	30,030	1.100	3.510
H ₆ Pt(NCl) ₂	7240938	P4/mnc (128)	1×1×3	H ₇₂ Pt ₁₂ N ₂₄ Cl ₂₄	Cl ₂₄ (8h) → T ₈ Br ₁₈ , P ₁₆ (2a) → Ds ₁ Ni ₁ Pd ₄	4,037,880	84,466	3.510	6.900
H ₁₀ PtC ₂ (NCl) ₂	7240953	P4/mnc (128)	1×3×1	H ₁₂₀ Pt ₁₂ C ₂₄ N ₂₄ Cl ₂₄	C ₂₄ (8h) → Si ₇ Pb ₂ Fl ₁₅	47,070,144	3,922,512	40.885	47.775
FeSb ₂ C ₆ (OF ₂) ₆	4116488	P4/mnc (128)	1×1×1	Fe ₂ Sb ₄ C ₁₂ O ₁₂ F ₂₄	Sb ₄ (4d) → Mc ₁ N ₃ , C ₈ (8h) → Si ₂ Sn ₂ Ge ₂ C ₂ , O ₈ (8h) → Te ₅ Se ₃	564,480	35,280	0.690	7.940
UTeO	1535734	P4/nmm (129)	2×1×2	U ₈ Te ₈ O ₈	O ₈ (2a) → S ₂ O ₂ Lv ₂ Po ₂ , U ₈ (2c) → Am ₆ Th ₁ U ₁	141,120	8,928	0.465	11.390
RbLiS	7223669	P4/nmm (129)	1×1×2	Rb ₄ Li ₄ S ₄	S ₄ (2c) → Se ₁ Si ₁ Lv ₁ Po ₁ , Li ₄ (2a) → K ₁ Na ₁ Li ₁ H ₁ , Rb ₄ (2c) → Fr ₁ Rb ₁ Li ₁ H ₁	13,824	1,728	0.390	27.715
LaClO	9009170	P4/nmm (129)	2×2×1	La ₈ Cl ₈ O ₈	La ₈ (2c) → Tb ₅ Pm ₁ Nd ₁ Sm ₁ , Cl ₈ (2c) → I ₁ Ts ₁ Br ₁ Cl ₅	112,896	1,854	0.455	49.360
BaFe(Si ₂ O ₅) ₂	9000879	P4/ncc (130)	2×2×1	Ba ₁₆ Fe ₁₆ Si ₆₄ O ₁₆₀	O ₃₂ (8f) → Se ₂₂ Si ₁₀	64,512,240	1,011,568	49.460	133.515
H ₆ Pt(CS) ₄	4306371	P4/ncc (130)	1×2×2	H ₁₉₂ Pt ₃₂ C ₁₂₈ S ₁₂₈	Pt ₁₆ (4c) → Ds ₃ Ni ₇ Pd ₆	960,960	30,676	8.050	1.890
Gd ₅ Ga ₃	1528253	P4/ncc (130)	3×1×3	Gd ₁₈₀ Ga ₁₀₈	Ga ₃₆ (4c) → B ₃₀ Nh ₃ Al ₂ Tl ₁	116,867,520	1,630,156	90.880	89.475

Continued on next page

Table S-1 – Continued from previous page

Reduced formula	Code ¹	Space group	Supercell	Full formula of unsubstituted structure	Wyckoff(s) ²	# Substitutions ³	# Equivalent ⁴	T _{SUPERCELL} ⁵	T _{SHRY} ⁵
Cu(BiO ₂) ₂	1008474	<i>P4/ncc</i> (130)	2×1×1	Cu ₈ Bi ₁₆ O ₃₂	O ₃₂ (16g) → Po ₂₄ Te ₁ S ₇	84,146,400	5,259,150	34.415	144.025
CaCr(Si ₂ O ₅) ₂	9000935	<i>P4/ncc</i> (130)	2×2×1	Ca ₁₆ Cr ₁₆ Si ₆₄ O ₁₆₀	Si ₆₄ (16g) → Sn ₅₉ Ge ₅	7,624,512	119,133	15.555	9.535
Cu ₂ SiH ₁₆ (C ₁₄ O ₅) ₂	4502023	<i>P4₂/mmc</i> (131)	1×2×1	Cu ₈ Si ₄ H ₆₄ C ₁₁₂ O ₄₀	C ₃₂ (16f) → Sn ₂₈ Pb ₁ Fl ₃ , O ₈ (4m) → S ₁ O ₃ LV ₄	40,275,200	2,517,200	28.230	90.725
Cs ₂ Ti(CuSe ₂) ₂	4319683	<i>P4₂/mcm</i> (132)	2×1×1	Cs ₈ Ti ₄ Cu ₈ Se ₁₆	Cs ₈ (4i) → K ₁ Na ₇ , Cu ₈ (4e) → Rg ₃ Cu ₁ Ag ₃ Au ₁	8,960	560	0.400	2.630
MnTe ₂ O ₅	1528174	<i>P4₂/nbc</i> (133)	2×1×2	Mn ₃₂ Te ₆₄ O ₁₆₀	O ₃₂ (8j) → Lv ₂₈ Se ₃ S ₁	143,840	4,495	3.970	1.710
Ni(SbO ₂) ₂	1534446	<i>P4₂/mbc</i> (135)	1×2×1	Ni ₈ Sb ₁₆ O ₃₂	O ₁₆ (8h) → Po ₁ Te ₁₀ O ₅	48,048	6,006	0.455	1.355
Co ₆ Te ₃ (ClO ₆) ₂	1535058	<i>P4₂/mbc</i> (135)	1×3×1	Co ₇₂ Te ₃₆ Cl ₂₄ O ₁₄₄	O ₂₄ (8g) → Se ₁₈ S ₂ O ₄	2,018,940	84,535	2.990	2.910
H ₄ C ₃ SN ₂ O ₃	7050589	<i>P4₂/mbc</i> (135)	1×1×1	H ₃₂ C ₂₄ S ₈ N ₁₆ O ₂₄	O ₈ (8h) → Te ₃ Se ₄ O ₁ , N ₁₆ (16i) → Bi ₁₃ Sb ₁ As ₁ N ₁	940,800	58,800	0.990	27.660
Co(SbO ₃) ₂	1530639	<i>P4₂/mmm</i> (136)	1×2×1	Co ₄ Sb ₈ O ₂₄	Co ₄ (2a) → Co ₃ Rh ₁ , O ₈ (4f) → S ₂ Lv ₂ Po ₁ Se ₃	6,720	840	0.400	1.625
Gd ₂ Fe ₁₄ B	1511139	<i>P4₂/mmm</i> (136)	1×1×2	Gd ₁₆ Fe ₁₁₂ B ₈	Fe ₁₆ (8j) → Fe ₈ Ru ₃ Os ₃ Hs ₂	7,207,200	227,374	5.820	6.795
CuN ₂ (Cl ₂ O) ₂	9008016	<i>P4₂/mmm</i> (136)	2×1×3	Cu ₁₂ N ₂₄ Cl ₄₈ O ₂₄	O ₂₄ (4e) → Lv ₇ Po ₁₇	3,266,104	7,589	0.990	2.155
MgP ₂ (H ₈ O ₅) ₂	2202040	<i>P4₂/nmc</i> (137)	1×3×1	Mg ₆ P ₁₂ H ₉₆ O ₆₀	P ₁₂ (4d) → As ₇ P ₃ , H ₂₄ (8g) → Cs ₂ K ₁ Na ₂₁	4,809,024	224,792	3.995	15.950
Np(BH ₄) ₄	4124316	<i>P4₂/nmc</i> (137)	1×1×2	Np ₄ B ₁₆ H ₆₄	B ₁₆ (8g) → Al ₁ In ₈ Nh ₇	102,960	3,379	0.760	1.735
ZnB ₈ (H ₂ N) ₄	4331453	<i>P4₂/nmc</i> (137)	1×1×1	Zn ₂ B ₁₆ H ₁₆ N ₈	H ₈ (8g) → Fr ₂ Rb ₁ K ₂ H ₃ , H ₈ (8g) → Cs ₃ Na ₅	94,080	5,964	0.450	2.755
K ₂ ZnF ₄	8103552	<i>I4/mmm</i> (139)	1×3×1	K ₁₂ Zn ₆ F ₂₄	Zn ₆ (2a) → Cd ₅ Hg ₁ , F ₁₂ (4c) → L ₄ Ts ₇ R ₁ , K ₁₂ (4e) → Cs ₂ Rb ₁₀	1,568,160	71,568	1.935	17.360
Pr(NiSb) ₂	1538982	<i>I4/mmm</i> (139)	2×1×2	Pr ₈ Ni ₁₆ Sb ₁₆	Sb ₁₆ (4e) → Sb ₁₂ P ₄ , Pr ₈ (2a) → Yb ₂ Ce ₃ Nd ₁ Dy ₂	3,057,600	96,404	2.475	5.920
TiGa ₃	1523053	<i>I4/mmm</i> (139)	2×3×1	Ti ₁₂ Ga ₃₆	Ga ₁₂ (2b) → Al ₄ Tl ₈ , Ti ₁₂ (2a) → Ti ₃ Rf ₇	392,040	8,503	0.870	2.785
Tl ₂ Pd	1524515	<i>I4/mcm</i> (140)	2×1×2	Tl ₃₂ Pd ₁₆	Pd ₁₆ (4a) → Pt ₅ Ds ₁ Ni ₉ Pd ₁	480,480	7,957	0.785	3.820
Sr ₅ Si ₃	8101453	<i>I4/mcm</i> (140)	1×2×1	Sr ₄₀ Si ₂₄	Sr ₃₂ (16l) → Ra ₁ Mg ₄ Be ₂₇	1,006,880	31,465	0.995	2.690
Ca(BeN) ₂	1535033	<i>I4/mcm</i> (140)	1×3×1	Ca ₁₂ Be ₂₄ N ₂₄	N ₂₄ (8h) → Bi ₁₀ As ₁₄	1,961,256	82,214	1.925	16.500
ThSi ₂	1539856	<i>I4₁/amd</i> (141)	3×1×1	Th ₁₂ Si ₂₄	Th ₁₂ (4a) → No ₄ Cf ₆ U ₂	13,860	626	0.475	1.290
NaGdO ₂	1533708	<i>I4₁/amd</i> (141)	2×1×1	Na ₈ Gd ₈ O ₁₆	Na ₈ (4b) → Rb ₇ Li ₁ , Gd ₈ (4a) → Ce ₃ Sm ₃ Eu ₁ Er ₁	8,960	584	0.410	2.475
SmCrO ₄	1008664	<i>I4₁/amd</i> (141)	2×2×1	Sm ₁₆ Cr ₁₆ O ₆₄	Sm ₁₆ (4a) → Ce ₉ Nd ₇ , Cr ₁₆ (4b) → Sg ₄ Cr ₁₂	20,820,800	166,873	14.445	4.810
In ₅ S ₉	4113422	<i>I4₁/acd</i> (142)	1×1×1	In ₈₀ S ₁₄₄	S ₁₆ (16e) → Te ₉ S ₃ Lv ₄ , S ₃₂ (32g) → Lv ₃₁ Se ₁	12,812,800	400,400	9.170	10.180
CuH ₂ Pb ₂ I ₂ BrO ₂	7205491	<i>I4₁/acd</i> (142)	1×1×1	Cu ₁₆ H ₃₂ Pb ₃₂ I ₃₂ Br ₁₆ O ₃₂	H ₃₂ (32g) → Fr ₁ Rb ₁ Na ₂₈ H ₂	431,520	13,485	1.540	5.465
CsSn	8101632	<i>I4₁/acd</i> (142)	1×2×2	Cs ₁₂₈ Sn ₁₂₈	Sn ₁₂₈ (32g) → Si ₁ Pb ₁₂₅ C ₁ Fl ₁	2,048,256	32,004	16.955	231.130
Ca ₆ Si ₂ H ₆ O ₁₃	9012620	<i>P3</i> (143)	1×2×2	Ca ₄₈ Si ₁₆ H ₄₈ O ₁₀₄	Ca ₁₂ (3d) → Ra ₆ Sr ₃ Ca ₃	18,480	4,620	0.470	1.305
Eu ₃ BWO ₉	1511117	<i>P3</i> (143)	3×2×1	Eu ₃₆ B ₁₂ W ₁₂ O ₁₀₈	O ₁₈ (3d) → Po ₈ Te ₈ S ₁ O ₁	3,938,220	656,370	2.490	33.510
HoCoH ₁₅ C ₂₁ (NO ₅) ₃	7220294	<i>P3</i> (143)	1×2×1	Ho ₂ Co ₂ H ₃₀ C ₄₂ N ₆ O ₃₀	C ₆ (3d) → Sn ₁ Pb ₂ C ₁ Fl ₂ , H ₆ (3d) → Cs ₁ Rb ₁ K ₃ Li ₁ , Co ₂ (1b) → Mt ₁ Co ₁	43,200	21,600	0.405	13.455
H ₉ C ₁₀ BrO ₄	4119842	<i>P3₁</i> (144)	1×3×1	H ₈₁ C ₉₀ Br ₉ O ₃₆	O ₉ (3a) → Se ₂ S ₁ Lv ₁ Te ₅	1,512	504	0.415	1.290
PrGeBO ₅	1511175	<i>P3₁</i> (144)	3×1×1	Pr ₉ Ge ₉ B ₉ O ₄₅	O ₉ (3a) → Po ₃ Se ₆ , O ₉ (3a) → Te ₆ Lv ₁ Po ₂ , Ge ₉ (3a) → Pb ₅ Fl ₄	2,667,168	889,056	1.200	10.195
H ₂₀ C ₁₃ O ₄	4134877	<i>P3₁</i> (144)	2×1×1	H ₁₂₀ C ₇₈ O ₂₄	C ₆ (3a) → Si ₂ Sn ₂ Ge ₂ , H ₆ (3a) → Na ₂ Li ₃ H ₁	5,400	2,700	0.415	1.660
H ₅ C ₂ NO ₂	4037662	<i>P3₁</i> (144)	1×2×2	H ₆₀ C ₂₄ N ₁₂ O ₂₄	O ₁₂ (3a) → Lv ₁₁ Te ₁ , H ₁₂ (3a) → Cs ₉ K ₃	2,640	660	0.430	1.250
H ₆ C ₆ IN	2205631	<i>P3₂</i> (145)	2×1×3	H ₁₀₈ C ₁₀₈ I ₁₈ N ₁₈	C ₁₈ (3a) → Si ₁₀ Ge ₆ Pb ₂	1,225,224	204,288	1.210	4.365
H ₁₅ C ₁₆ NO ₃	1546109	<i>P3₂</i> (145)	2×1×1	H ₉₀ C ₉₆ N ₆ O ₁₈	O ₆ (3a) → Te ₃ Lv ₁ Po ₁ Se ₁ , H ₆ (3a) → Fr ₂ Cs ₁ Na ₁ H ₁ , C ₆ (3a) → Fl ₃ Ge ₁ Pb ₂	864,000	432,000	0.870	137.530
H ₁₉ C ₁₄ NO ₂	4032986	<i>P3₂</i> (145)	1×2×1	H ₁₁₄ C ₈₄ N ₆ O ₁₂	C ₆ (3a) → C ₄ Fl ₁ Pb ₁ , H ₆ (3a) → Cs ₃ K ₁ H ₂	1,800	900	0.425	1.495
H ₇ C ₃ Br	7027193	<i>R3</i> (146)	1×2×1	H ₁₂₆ C ₉₆ Br ₁₈	H ₁₈ (9b) → Fr ₁ Rb ₁₃ Na ₄	42,840	7,140	0.635	1.415
SrB ₁₂ O ₇	1530805	<i>R3</i> (146)	2×2×1	Sr ₄ B ₄₈ O ₂₈	O ₁₂ (3b) → Po ₂ S ₁₀ , B ₁₂ (3b) → In ₇ Nh ₁ B ₄	261,360	65,340	0.470	2.000
Ta ₄ PbO ₁₁	1561860	<i>R3</i> (146)	2×1×1	Ta ₄₈ Pb ₁₂ O ₁₃₂	O ₆ (3a) → Te ₂ Se ₄ , O ₁₈ (9b) → Po ₁₃ O ₅	128,520	21,420	0.615	1.510
Cs ₂ Ti ₂ S ₉	4319306	<i>R3</i> (146)	1×2×1	Cs ₃₆ Ti ₃₆ S ₁₆₂	Cs ₆ (3a) → Cs ₁ K ₂ Na ₂ H ₁ , Cs ₆ (3a) → K ₁ Na ₃ Li ₂ , Cs ₆ (3a) → Cs ₄ Rb ₁ K ₁	324,000	54,000	0.735	36.435
Ba ₁₀ P ₆ SO ₂₄	9016465	<i>P3</i> (147)	1×2×2	Ba ₄₀ P ₂₄ S ₄ O ₉₆	O ₂₄ (6g) → Te ₉ Lv ₁₅	1,307,504	163,438	1.090	23.555
LiH ₂₄ C ₁₂ IO ₃	2240231	<i>P3</i> (147)	3×1×1	Li ₆ H ₁₄₄ C ₇₂ I ₆ O ₁₈	H ₁₈ (6g) → Fr ₁₃ H ₅	8,568	1,428	0.490	1.175
Mg(HO) ₂	9003877	<i>P3</i> (147)	1×2×1	Mg ₆ H ₁₂ O ₁₂	Mg ₄ (2d) → Ra ₁ Sr ₁ Be ₂ , Mg ₂ (1a) → Ra ₁ Be ₁ , H ₁₂ (6g) → K ₃ Rb ₁ Na ₁ H ₇	380,160	95,040	0.460	16.600
TlSb ₃ F ₁₈	7053682	<i>P3</i> (147)	2×1×1	Tl ₄ Sb ₁₂ F ₇₂	F ₁₂ (6g) → At ₁₁ Fl ₁ , F ₁₂ (6g) → At ₆ Cl ₃	2,640	660	0.410	1.130
CsNbF ₆	1535197	<i>R3</i> (148)	1×1×1	Cs ₃ Nb ₃ F ₁₈	F ₁₈ (18f) → I ₁ Br ₃ F ₁₄ , Cs ₃ (3a) → Fr ₂ Cs ₁ , Nb ₃ (3b) → Ta ₁ Nb ₂	110,160	6,120	0.450	3.535
NiSnF ₆	1537436	<i>R3</i> (148)	2×1×2	Ni ₁₂ Sn ₁₂ F ₇₂	Sn ₁₂ (3a) → Si ₂ Pb ₁ C ₉ , Ni ₁₂ (3b) → Pd ₄ Ds ₂ Ni ₂ Pt ₄	137,214,000	5,717,880	42.490	143.810
K ₄ Ru(NO ₂) ₆	1534780	<i>R3</i> (148)	3×1×1	K ₁₂ Ru ₃ N ₁₈ O ₃₆	Ru ₃ (1a) → Hs ₁ Ru ₁ Os ₁ , K ₆ (2c) → Cs ₁ Rb ₁ K ₁ Na ₃ , N ₁₈ (6f) → Bi ₁₃ Mc ₄ N ₁	30,844,800	5,140,800	9.530	510.200

Continued on next page

Table S-1 – Continued from previous page

Reduced formula	Code ¹	Space group	Supercell	Full formula of unsubstituted structure	Wyckoff(s) ²	# Substitutions ³	# Equivalent ⁴	T _{SUPERCCELL} ⁵	T _{SHRY} ⁵
AlH ₈ C ₇ N	4317930	R $\bar{3}$ (148)	1×1×1	Al ₁₈ H ₁₄₄ C ₁₂₆ N ₁₈	H ₁₈ (18f) → Cs ₁₃ Rb ₂ H ₃	85,680	4,760	1.115	1.385
KCdAu ₃ (CN) ₆	4104126	P312 (149)	2×1×1	K ₂ Cd ₂ Au ₆ C ₁₂ N ₁₂	C ₁₂ (6l) → Si ₄ Sn ₅ C ₃	27,720	6,930	0.390	1.100
KMnAg ₃ (CN) ₆	4117622	P312 (149)	2×1×1	K ₂ Mn ₂ Ag ₆ C ₁₂ N ₁₂	Ag ₆ (3k) → Rg ₃ Cu ₃ , N ₁₂ (6l) → Bi ₁ As ₉ Mc ₁ N ₁ , Mn ₂ (1a) → Bh ₁ Mn ₁	52,800	13,200	0.400	7.195
KMnAg ₃ (CN) ₆	4117623	P312 (149)	3×2×2	K ₁₂ Mn ₁₂ Ag ₃₆ C ₇₂ N ₇₂	K ₁₂ (1c) → Fr ₃ Rb ₁ Na ₃ Li ₃ , Mn ₁₂ (1a) → Mn ₂ Tc ₁₀	7,318,080	609,840	4.950	8.295
Be ₂ BO ₅	9009936	P321 (150)	1×2×2	Be ₈ B ₄ O ₂₀	B ₄ (1a) → Al ₁ Tl ₂ B ₁ , O ₁₂ (3c) → O ₂ Lv ₇ S ₃	95,040	12,048	0.410	2.370
La ₃ Ga ₅ SnO ₁₄	1536463	P321 (150)	1×2×1	La ₆ Ga ₁₀ Sn ₂ O ₂₈	O ₁₂ (6g) → Po ₁ Se ₄ S ₆ Lv ₁	27,720	6,930	0.395	1.570
KSO ₃	9016390	P321 (150)	1×1×3	K ₁₈ S ₁₈ O ₅₄	S ₆ (2c) → Po ₄ Se ₁ S ₁ , O ₁₈ (6g) → S ₁₆ O ₂ , K ₉ (3f) → Fr ₁ K ₆ Rb ₁ Li ₁	2,313,360	128,520	1.615	77.800
Mn ₂ P	1537680	P321 (150)	2×2×1	Mn ₂₄ P ₁₂	P ₈ (2d) → Bi ₃ Mc ₁ Sb ₂ N ₂ , Mn ₁₂ (3e) → Re ₂ Bh ₁₀	110,880	4,620	0.480	2.680
Ag ₂ PHO ₄	1008168	P3 $\bar{1}$ 2 (151)	2×1×1	Ag ₁₂ P ₆ H ₆ O ₂₄	Ag ₆ (3a) → Ag ₃ Au ₃ , O ₁₂ (6c) → Te ₇ O ₅ , O ₁₂ (6c) → Se ₄ S ₈	7,840,800	1,960,200	2.515	11.505
Mn ₂ Sb ₂ O ₇	8104321	P3 $\bar{1}$ 2 (152)	1×2×1	Mn ₂₄ Sb ₂₄ O ₈₄	O ₁₂ (6c) → Po ₇ Te ₃ S ₁ O ₁	15,840	3,960	0.430	1.420
GaAsO ₄	1009007	P3 $\bar{1}$ 2 (152)	1×1×2	Ga ₆ As ₆ O ₂₄	O ₁₂ (6c) → Te ₄ S ₇ O ₁ , As ₆ (3b) → Bi ₁ P ₄ N ₁	118,800	9,900	0.440	2.915
NaLaH ₂ S ₂ O ₉	4000499	P3 $\bar{1}$ 2 (152)	2×1×3	Na ₁₈ La ₁₈ H ₃₆ S ₃₆ O ₁₆₂	Na ₁₈ (3b) → Fr ₈ K ₂ Li ₈	1,969,110	164,460	1.895	3.435
SiO ₂	9012602	P3 $\bar{1}$ 2 (152)	2×2×1	Si ₁₂ O ₂₄	O ₂₄ (6c) → S ₁₈ O ₆ , Si ₁₂ (3a) → Fl ₁₀ Ge ₁ Pb ₁	17,766,672	740,388	6.735	23.980
CuH ₁₀ (ClO) ₃	2202292	P3 $\bar{2}$ 21 (154)	1×1×1	Cu ₃ H ₃₀ Cl ₉ O ₅₄	O ₆ (6c) → Po ₂ S ₂ Lv ₂ , O ₃ (3b) → Po ₂ O ₁ , H ₆ (6c) → Fr ₁ Cs ₁ Rb ₂ Na ₂	48,600	8,100	0.435	6.395
SrHgO ₂	2002576	P3 $\bar{2}$ 21 (154)	2×3×3	Sr ₅₄ Hg ₅₄ O ₁₀₈	Sr ₅₄ (3b) → Ba ₅₁ Ra ₃	24,804	1,386	5.855	1.205
H ₄ WN ₂ O ₃	2108369	P3 $\bar{2}$ 21 (154)	1×2×2	H ₄₈ W ₁₂ N ₂₄ O ₃₆	W ₁₂ (3a) → Mo ₁ W ₁₀ Sg ₁ , H ₂₄ (6c) → Li ₁₈ H ₆	17,766,672	2,221,164	6.450	115.570
FeBP(HO ₃) ₂	4332751	P3 $\bar{2}$ 21 (154)	2×1×2	Fe ₂₄ B ₂₄ P ₂₄ H ₄₈ O ₁₄₄	O ₂₄ (6c) → Po ₁₈ Te ₆	134,596	17,017	0.795	2.890
Mg ₃ Hg	1523435	R32 (155)	1×1×2	Mg ₁₀₈ Hg ₃₆	Mg ₁₂ (6c) → Ba ₆ Sr ₁ Ca ₂ Be ₃ , Mg ₁₂ (6c) → Ba ₉ Ra ₂ Sr ₁	36,590,400	3,049,200	47.805	131.610
ScF ₃	1010451	R32 (155)	3×1×2	Sc ₆ F ₁₈	F ₁₈ (3e) → At ₁₄ I ₃ F ₁ , Sc ₆ (1a) → Y ₃ Sc ₃	244,800	40,800	0.440	2.365
Ni ₃ S ₂	1011250	R32 (155)	1×1×3	Ni ₉ S ₆	S ₆ (2c) → Po ₁ Te ₂ S ₂ O ₁ , Ni ₉ (3e) → Ni ₄ Pd ₅	22,680	3,780	0.380	1.630
Lu ₂ (CN) ₂ ₃	4332821	R32 (155)	2×1×1	Lu ₁₂ C ₁₈ N ₃₆	Lu ₁₂ (6c) → Y ₃ Lu ₇ Li ₇ Sc ₁	15,840	1,320	0.540	1.250
CdI ₂	2106916	P3m1 (156)	3×1×3	Cd ₉₀ I ₁₈₀	I ₉ (1a) → Br ₂ Ts ₇ , I ₉ (1c) → At ₁ Br ₄ Cl ₄ , Cd ₉ (1c) → Cd ₄ Hg ₅	2,857,680	317,520	2.980	5.970
PbI ₂	9009141	P3m1 (156)	3×2×1	Pb ₁₈ I ₃₆	Pb ₆ (1c) → Si ₁ Sn ₁ Pb ₃ C ₁ , I ₆ (1a) → I ₃ Rb ₁ Cl ₂ , Pb ₆ (1a) → Si ₂ Ge ₄	108,000	18,000	0.420	9.780
CdI ₂	8104379	P3m1 (156)	2×1×2	Cd ₂₈ I ₅₆	I ₄ (1a) → I ₁ Br ₂ F ₁ , I ₄ (1c) → I ₁ F ₁ Ts ₂ , Cd ₄ (1a) → Cn ₁ Zn ₁ Cd ₁ Hg ₁	3,456	864	0.390	4.615
SrGaSnH	4124022	P3m1 (156)	3×2×2	Sr ₁₂ Ga ₁₂ Sn ₁₂ H ₁₂	H ₁₂ (1c) → Fr ₅ Na ₁ H ₆ , Sr ₁₂ (1a) → Ba ₁₀ Ca ₂ , Ga ₁₂ (1c) → In ₉ Nh ₃	80,498,880	6,708,240	35.075	53.070
Rb ₃ V ₅ O ₁₄	1563377	P31m (157)	1×1×3	Rb ₉ V ₁₅ O ₄₂	O ₆ (2b) → Lv ₄ Te ₁ S ₁ , V ₉ (3c) → V ₂ Db ₅ Ta ₂ , Rb ₉ (3c) → Fr ₂ Na ₁ Li ₆	5,715,360	317,520	2.765	78.850
Si ₃ N ₄	1001243	P31c (159)	2×1×3	Si ₇₂ N ₉₆	Si ₃₆ (6c) → Si ₈ Pb ₂₈	30,260,340	2,522,460	14.800	240.050
Re ₃ (SeBr) ₇	2002169	P31c (159)	1×1×3	Re ₃₆ Se ₈₄ Br ₈₄	Se ₆ (2b) → O ₃ Lv ₃ , Se ₁₈ (6c) → Te ₂ Se ₁₂ O ₁ Lv ₃	22,276,800	1,237,600	15.910	19.745
K ₂ HgI ₄	1529984	P31c (159)	2×1×1	K ₈ Hg ₄ I ₁₆	K ₄ (2a) → Cs ₁ Rb ₁ K ₁ H ₁ , I ₂ (6c) → I ₅ Ts ₄ Br ₃ , Hg ₄ (2b) → Cn ₂ Zn ₁ Cd ₁	7,983,360	1,995,840	2.155	197.940
SiC	2310933	R3m (160)	1×1×2	Si ₅₄ C ₅₄	Si ₆ (3a) → Si ₁ Sn ₃ Ge ₂ , C ₆ (3a) → Si ₁ Sn ₂ Fl ₂ C ₁	10,800	1,800	0.505	2.275
CrCuS ₂	1525528	R3m (160)	3×1×1	Cr ₉ Cu ₉ S ₁₈	Cu ₉ (3a) → Cu ₈ Rg ₁ , S ₉ (3a) → Te ₄ Lv ₁ Po ₃ O ₁	22,680	2,520	0.390	2.080
Cu ₇ Hg ₆	9012535	R3m (160)	1×1×3	Cu ₄₂ Hg ₃₆	Hg ₉ (3b) → Zn ₃ Cd ₂ Hg ₂ Cn ₂ , Hg ₉ (3b) → Cn ₄ Zn ₂ Cd ₁ Hg ₂	28,576,800	4,763,160	8.405	164.795
LiNbO ₃	1544665	R3c (161)	1×1×2	Li ₁₂ Nb ₁₂ O ₃₆	O ₃₆ (18b) → Te ₂ S ₃₄ , Nb ₁₂ (6a) → Ta ₃ Nb ₅ V ₃ Db ₁	69,854,400	1,940,400	37.295	23.120
BiH ₃₆ C ₁₂ (NCl ₂) ₃	7219621	R3c (161)	1×1×1	Bi ₆ H ₂₁₆ C ₇₂ N ₁₈ Cl ₃₆	H ₁₈ (18b) → Na ₂ Li ₁₆ , Bi ₆ (6a) → Bi ₂ Sb ₂ As ₁ P ₁	27,540	1,530	1.235	2.330
Ba(BO ₂) ₂	3000103	R3c (161)	1×1×1	Ba ₁₈ B ₃₆ O ₇₂	O ₁₈ (18b) → Te ₁₆ Lv ₁ Po ₁ , B ₁₈ (18b) → Tl ₁₄ Ga ₄	936,360	52,020	1.135	5.175
K ₂ Mg ₂ Si ₂ O ₇	1544621	P $\bar{3}$ 1m (162)	2×3×1	K ₁₂ Mg ₁₂ Si ₁₂ O ₄₂	Mg ₁₂ (2c) → Ba ₂ Sr ₃ Mg ₇	7,920	660	0.480	1.055
Cd(AsO ₃) ₂	9007893	P $\bar{3}$ 1m (162)	2×1×2	Cd ₄ As ₈ O ₂₄	As ₈ (2d) → Bi ₃ Sb ₁ As ₁ P ₃ , Cd ₄ (1a) → Zn ₂ Cd ₁ Cn ₁	13,440	840	0.425	2.760
GaAg(PSe ₃) ₂	1509347	P $\bar{3}$ 1c (163)	1×1×1	Ga ₂ Ag ₂ P ₄ Se ₁₂	Se ₁₂ (2l) → Po ₁ Te ₂ Se ₈ S ₁ , Ag ₂ (2d) → Rg ₁ Ag ₁	11,880	990	0.390	1.895
Ba ₅ Ta ₄ O ₁₅	7039792	P3m1 (164)	1×2×2	Ba ₂₀ Ta ₁₆ O ₆₀	Ba ₈ (2d) → Ba ₅ Ra ₃ , O ₂₄ (6i) → Se ₁₈ O ₆	7,537,376	476,084	4.670	10.745
Ho ₂ SeO ₂	2310836	P3m1 (164)	3×2×1	Ho ₁₂ Se ₆ O ₁₂	Se ₆ (1a) → Te ₃ Lv ₁ , Ho ₁₂ (2d) → La ₄ Eu ₃ Dy ₅	166,320	13,860	0.420	1.715
Ni(HO) ₂	1548811	P3m1 (164)	2×2×3	Ni ₁₂ H ₂₄ O ₂₄	O ₂₄ (2d) → Po ₁₃ Lv ₄ Se ₇	823,727,520	5,795,775	429.290	35.440
Na ₃ U ₆ CrF ₃₀	4342343	P $\bar{3}$ c1 (165)	1×2×1	Na ₁₂ U ₂₄ Cr ₄ F ₁₂₀	F ₂₄ (12g) → I ₁₈ Hg ₆	134,596	17,017	0.600	2.375
GdH ₃	1520968	P $\bar{3}$ c1 (165)	1×2×2	Gd ₁₂ H ₇₂	H ₁₆ (4d) → Li ₆ H ₁₀ , H ₈ (2a) → Rb ₁ Na ₁ Li ₄ H ₂	6,726,720	420,672	3.230	6.995
Nb ₂ Co ₄ O ₉	1008930	P $\bar{3}$ c1 (165)	1×2×3	Nb ₂₄ Co ₄₈ O ₁₀₈	Co ₂₄ (4d) → Co ₁₂ Ir ₁₂	2,704,156	113,258	4.555	41.230
Nd ₂ Co ₁₇	1524537	R $\bar{3}$ m (166)	1×2×1	Nd ₁₂ Co ₁₀₂	Co ₁₂ (6c) → Co ₅ Ir ₄ Mt ₃	27,720	2,310	0.765	1.185
NiI ₂	9011538	R $\bar{3}$ m (166)	3×1×3	Ni ₂₇ I ₅₄	Ni ₂₇ (3a) → Pt ₁₂ DS ₁₅	17,383,860	322,800	7.775	79.550
TePt	8104022	R $\bar{3}$ m (166)	3×1×2	Te ₃₆ Pt ₃₆	Pt ₃₆ (6c) → Pt ₃₃ DS ₂ Pd ₁	21,420	595	0.640	1.595

Continued on next page

Table S-1 – Continued from previous page

Reduced formula	Code ¹	Space group	Supercell	Full formula of unsubstituted structure	Wyckoff(s) ²	# Substitutions ³	# Equivalent ⁴	$T_{\text{SUPERCELL}}^5$	T_{SHRY}^5
Al ₂ O ₃	9008081	$R\bar{3}c$ (167)	1×2×1	Al ₂ O ₃	Al ₂₄ (12c) → Nh ₁₆ Al ₈	735,471	30,954	0.880	5.000
Cr ₂ O ₃	9015653	$R\bar{3}c$ (167)	1×2×3	Cr ₇₂ O ₁₀₈	Cr ₇₂ (12c) → Mo ₆₀ Sg ₁ Cr ₁ W ₁	357,840	4,970	17.635	42.300
Ti ₂ O ₃	9008082	$R\bar{3}c$ (167)	2×1×1	Ti ₂₄ O ₃₆	Ti ₂₄ (12c) → Hf ₂₁ Zr ₁ Ti ₁ Rf ₁	12,144	506	0.640	2.615
Rb ₂ U ₃ MnO ₁₁	4343628	$R\bar{3}c$ (167)	1×1×1	Rb ₁₂ U ₁₈ Mn ₆ O ₆₆	O ₃₆ (36f) → Te ₃₀ Lv ₆	1,947,792	54,462	1.945	4.890
BaH ₂ N ₂ O ₅	2107320	$P6_1$ (169)	1×1×2	Ba ₁₂ H ₂₄ N ₂₄ O ₆₀	Ba ₁₂ (6a) → Ra ₁ Sr ₇ Mg ₃ Be ₁ , H ₁₂ (6a) → Fr ₈ Li ₄	7,840,800	653,400	3.760	7.455
SiO ₂	4002432	$P6_2$ (171)	1×3×1	Si ₇₂ O ₁₄₄	Si ₁₈ (6c) → Si ₃ Sn ₄ C ₁₁	1,113,840	185,640	0.840	3.165
ZnH ₁₀ C ₁₂ (NO) ₄	7124295	$P6_2$ (171)	1×3×1	Zn ₉ H ₉₀ C ₁₀₈ N ₃₆ O ₃₆	C ₁₈ (6c) → Ge ₉ Pb ₉ , H ₁₈ (6c) → Cs ₁₆ Li ₂	7,438,860	1,239,810	4.245	35.545
ZnH ₄ C ₈ (N ₂ F ₃) ₂	4002907	$P6_4$ (172)	1×1×2	Zn ₆ H ₂₄ C ₄₈ N ₂₄ F ₃₆	Zn ₆ (3b) → Cn ₃ Zn ₁ Cd ₁ Hg ₁ , H ₁₂ (6c) → Fr ₁ Cs ₁ H ₁₀ , N ₁₂ (6c) → Sb ₁ P ₁₁	190,080	15,840	0.645	64.375
Si ₃ N ₄	2102553	$P6_3$ (173)	1×2×3	Si ₃₆ N ₄₈	N ₁₂ (2b) → Mc ₄ Bi ₆ N ₂	13,860	1,170	0.740	1.190
Ba ₄ NaGe ₃ S ₁₀ Cl	7233735	$P6_3$ (173)	1×1×2	Ba ₁₆ Na ₄ Ge ₁₂ S ₄₀ Cl ₄	Si ₁₂ (6c) → Se ₆ Lv ₆ , Ba ₁₂ (6c) → Ba ₉ Ra ₁ Sr ₂ , Cl ₄ (2a) → Cl ₁ F ₁ Ts ₁ At ₁	14,636,160	1,219,680	6.825	30.325
LiIO ₃	2310421	$P6_3$ (173)	2×1×1	Li ₄ I ₄ O ₁₂	Li ₄ (2a) → Na ₁ Li ₁ H ₂ , O ₁₂ (6c) → Po ₄ Te ₄ S ₄	415,800	103,950	0.450	2.305
NiAg ₂ H ₂₄ C ₆ (I ₂ N ₃) ₂	4304901	$P6_3$ (173)	1×1×2	Ni ₄ Ag ₈ H ₉₆ C ₂₄ I ₁₆ N ₂₄	H ₁₂ (6c) → Fr ₁ Cs ₁ Na ₁₀ , N ₁₂ (6c) → As ₈ P ₄	65,340	5,445	0.650	1.970
K ₂ Ni ₁₂ As ₇	8104516	$P\bar{6}$ (174)	1×3×1	K ₆ Ni ₃₆ As ₂₁	Ni ₉ (3j) → Ni ₆ Ds ₁ Pd ₁ Pt ₁ , Ni ₉ (3k) → Ni ₅ Pd ₄	63,504	21,168	0.425	2.140
NdCO ₄	9012549	$P\bar{6}$ (174)	1×2×1	Nd ₃₆ C ₃₆ O ₁₄₄	C ₆ (3k) → Sn ₂ Ge ₄ , O ₆ (3j) → Lv ₂ Po ₂ Se ₁ O ₁ , O ₁₂ (6l) → Po ₁ Se ₈ S ₂ O ₁	16,038,000	4,009,500	9.555	385.190
GdSi	1008318	$P\bar{6}$ (174)	2×1×1	Gd ₆ S ₆ I ₆	Gd ₆ (3k) → La ₁ Ce ₂ Pm ₁ Gd ₂ , I ₆ (3j) → Br ₄ Cl ₁ Ts ₁	5,400	2,700	0.380	2.290
H ₆ C ₇ NO	4118949	$P6/m$ (175)	1×3×1	H ₁₀₈ C ₁₂₆ N ₁₈ O ₁₈	H ₁₈ (6j) → Cs ₅ K ₆ H ₇	14,702,688	2,450,448	17.825	13.985
DMgN	4324382	$P6/m$ (175)	3×1×1	D ₃₆ Mg ₃₆ N ₃₆	Mg ₁₈ (6j) → Ra ₅ Sr ₁₃ Mg ₂	85,680	14,280	0.500	1.390
Gd ₃ Sn ₃ Au ₇	7234399	$P6_3/m$ (176)	2×1×2	Gd ₂₄ Sn ₂₄ Au ₅₆	Gd ₂₄ (6h) → La ₂₁ Pm ₁ Pr ₁ Dy ₁	12,144	924	0.830	7.540
Ge ₃ Sb ₂ O ₉	1531640	$P6_3/m$ (176)	1×1×2	Ge ₁₂ Sb ₈ O ₃₆	O ₂₄ (12i) → Po ₆ S ₁ Lv ₁₇	2,422,728	100,947	1.500	4.400
BCl ₃	1511049	$P6_3/m$ (176)	1×3×2	B ₁₂ Cl ₃₆	B ₁₂ (2c) → Al ₂ Tl ₁ In ₁ B ₇	23,760	1,038	0.615	1.630
Cs ₂ Zr(SiO ₃) ₃	9007383	$P6_3/m$ (176)	1×2×3	Cs ₂₄ Zr ₁₂ Si ₃₆ O ₁₀₈	Cs ₂₄ (4f) → Cs ₃ Rb ₁₉ K ₂	425,040	17,710	2.695	1.595
Li ₂ Ca ₂ Si ₂ O ₇	1562016	$P6_122$ (178)	1×1×3	Li ₃₆ Ca ₃₆ Si ₃₆ O ₁₂₆	Ca ₁₈ (6b) → Ra ₅ Sr ₁ Be ₁₂ , Ca ₁₈ (6a) → Ca ₁ Mg ₁₇	2,004,912	55,692	3.640	5.405
Zr ₅ Ir ₃	2020032	$P6_122$ (178)	1×2×1	Zr ₆₀ Ir ₃₆	Zr ₁₂ (6a) → Hf ₆ Zr ₂ Rf ₂ , Zr ₁₂ (6b) → Hf ₆ Zr ₃ Ti ₃	54,885,600	6,861,360	16.205	135.140
TaSi ₂	1539274	$P6_222$ (180)	3×2×1	Ta ₁₈ Si ₃₆	Si ₃₆ (6j) → C ₉ Fl ₂₇	94,143,280	7,845,310	26.975	776.385
SiO ₂	9005033	$P6_222$ (180)	2×2×2	Si ₂₄ O ₄₈	O ₄₈ (6j) → Se ₄₅ Lv ₁ Po ₂	51,888	561	2.295	4.300
BaAl ₂ O ₄	1008089	$P6_322$ (182)	2×2×3	Ba ₂₄ Al ₄₈ O ₉₆	O ₂₄ (2c) → Se ₁₇ Lv ₂ Te ₃ S ₂	72,681,840	505,440	55.145	18.810
CaTa ₄ O ₁₁	1528602	$P6_322$ (182)	1×1×1	Ca ₂ Ta ₈ O ₂₂	O ₆ (6g) → Po ₁ Se ₂ S ₁ O ₂ , Ta ₂ (2c) → Ta ₁ V ₁ , O ₁₂ (12i) → Se ₇ S ₅	285,120	23,760	0.510	4.720
NiH ₂₄ C ₆ (N ₄ O ₃) ₂	2300361	$P6_322$ (182)	2×1×1	Ni ₄ H ₉₆ C ₂₄ N ₃₂ O ₂₄	H ₂₄ (12i) → Cs ₉ Na ₁₅	1,307,504	163,438	1.075	21.985
LiIO ₃	1529711	$P6_322$ (182)	1×2×1	Li ₄ I ₄ O ₁₂	O ₁₂ (6g) → Te ₉ Se ₃ , I ₄ (2c) → Ts ₂ I ₁ Br ₁ , Li ₄ (2b) → Cs ₃ H ₁	10,560	1,320	0.395	2.195
Mg ₃ Si ₂ H ₄ O ₉	9001091	$P6_3cm$ (185)	3×2×1	Mg ₃₆ Si ₂₄ H ₄₈ O ₁₀₈	O ₁₂ (2a) → Te ₂ Lv ₅ S ₅ , O ₃₆ (6c) → Se ₂ S ₃₄	10,478,160	873,180	5.850	7.260
YMnO ₃	1560626	$P6_3cm$ (185)	1×1×2	Y ₁₂ Mn ₁₂ O ₃₆	O ₁₂ (6c) → Po ₃ Lv ₁ Se ₅ O ₃	110,880	4,656	0.500	1.665
CdClO	9011542	$P6_3mc$ (186)	2×1×2	Cd ₆ Cl ₈ O ₈	OH ₈ (2a) → Lv ₂ Po ₆ , Cl ₈ (2b) → Ts ₁ At ₅ F ₂ , Cd ₆ (2b) → Zn ₂ Cd ₁ Cn ₄ Hg ₁	3,951,360	493,920	3.025	43.065
Fe ₂ Mo ₃ O ₈	9007714	$P6_3mc$ (186)	1×1×2	Fe ₈ Mo ₁₂ O ₃₂	Fe ₄ (2b) → Ru ₁ Hs ₁ Fe ₁ Os ₁ , O ₄ (2a) → Po ₃ Te ₁ , Mo ₁₂ (6c) → Sg ₇ Cr ₂ W ₃	760,320	33,024	0.800	23.915
K ₂ SiF ₆	9010636	$P6_3mc$ (186)	1×1×3	K ₁₂ Si ₆ F ₃₆	F ₁₈ (6c) → At ₈ I ₉ Br ₁	437,580	12,300	0.745	2.130
LiPd	1523155	$P\bar{6}m2$ (187)	2×2×3	Li ₁₂ Pd ₁₂	Li ₁₂ (1a) → K ₃ Li ₂ H ₇ , Pd ₁₂ (1d) → Pt ₃ Ds ₈ Ni ₁	15,681,600	111,176	6.910	36.325
WC	1501540	$P\bar{6}m2$ (187)	2×3×3	W ₁₈ C ₁₈	C ₁₈ (1f) → Sn ₃ Pb ₁ C ₄	42,840	1,230	0.455	1.445
WC	2102253	$P\bar{6}m2$ (187)	3×3×2	W ₁₈ C ₁₈	C ₁₈ (1f) → Si ₁ Ge ₁₂ C ₄ Fl ₁	556,920	5,315	1.260	4.580
NbSe ₂	2310534	$P\bar{6}m2$ (187)	3×2×1	Nb ₂₄ Se ₄₈	Se ₁₂ (2i) → Te ₉ Se ₂ S ₁ , Nb ₁₂ (2g) → Ta ₁ Nb ₇ Db ₃ V ₁	10,454,400	871,200	4.150	52.830
CsAlF ₄	7221224	$P\bar{6}2m$ (189)	1×1×2	Cs ₆ Al ₆ F ₂₄	F ₆ (3g) → I ₁ Cl ₂ F ₁ Ts ₂ , F ₆ (3f) → At ₃ I ₁ Cl ₂ , F ₁₂ (6j) → Br ₇ Cl ₄ F ₁	42,768,000	1,782,000	19.425	313.775
HoInAu	1510178	$P\bar{6}2m$ (189)	2×1×2	Ho ₁₂ In ₁₂ Au ₁₂	Au ₈ (2c) → Cu ₁ Ag ₄ Au ₂ Rg ₁ , Ho ₁₂ (3g) → La ₂ Gd ₁ Dy ₈ Ho ₁	4,989,600	311,850	2.075	73.295
Zr ₂ Co ₄ P ₃	1533945	$P\bar{6}2m$ (189)	1×1×2	Zr ₁₆ Co ₃₂ P ₂₄	Co ₁₂ (6j) → Co ₁ Ir ₅ Rh ₅ Mt ₁	33,264	2,772	0.475	1.480
GdTlPd	1523616	$P\bar{6}2m$ (189)	2×2×1	Gd ₁₂ Tl ₁₂ Pd ₁₂	Pd ₄ (1b) → Pt ₃ Ds ₁ , Pd ₈ (2c) → Pd ₃ Ds ₂ Ni ₁ , Tl ₁₂ (3f) → In ₉ Nh ₃	147,840	6,160	0.550	3.755
FeS	9007652	$P\bar{6}2c$ (190)	1×2×1	Fe ₂₄ S ₂₄	S ₁₂ (6h) → Po ₉ Lv ₂ Se ₁ , S ₈ (4f) → Po ₃ Se ₅	36,960	4,620	0.430	1.670
Ca ₃ MnH ₁₂ S ₂ O ₁₇	2230974	$P\bar{6}2c$ (190)	1×1×1	Ca ₆ Mn ₆ H ₂₄ S ₄ O ₃₄	O ₄ (4f) → Te ₁ Lv ₁ Se ₁ O ₁ , H ₁₂ (12i) → Rb ₅ K ₆ Na ₁ , Mn ₂ (2a) → Tc ₁ Re ₁	266,112	22,176	0.570	8.890
FeS	9004036	$P\bar{6}2c$ (190)	1×2×2	Fe ₄₈ S ₄₈	S ₂₄ (6h) → O ₁₈ Lv ₁ Se ₁ S ₄	4,037,880	260,535	2.400	20.935
HoGa ₂	1522686	$P6/mmm$ (191)	3×2×1	Ho ₆ Ga ₁₂	Ga ₁₂ (2d) → In ₅ Ga ₂ B ₅	16,632	1,386	0.385	1.065
LuCo ₃ B ₂	1510620	$P6/mmm$ (191)	3×2×3	Lu ₁₈ Co ₅₄ B ₃₆	B ₃₆ (2c) → Tl ₇ Nh ₂₉	8,347,680	117,084	6.325	12.505

Continued on next page

Table S-1 – Continued from previous page

Reduced formula	Code ¹	Space group	Supercell	Full formula of unsubstituted structure	Wyckoff(s) ²	# Substitutions ³	# Equivalent ⁴	T _{SUPERCCELL} ⁵	T _{SHRY} ⁵
NbB ₂	1510778	<i>P6/mmm</i> (191)	1×3×3	Nb ₉ B ₁₈	Nb ₉ (1a) → Ta ₃ V ₆ , B ₁₈ (2d) → Ti ₂ Im ₁₀ Ga ₆	102,918,816	2,862,410	32.950	21.620
Ho ₅ Sn ₃	2310217	<i>P6₃/mcm</i> (193)	2×2×1	Ho ₄₀ Sn ₂₄	Ho ₂₄ (6g) → Ce ₃ Pm ₃ Ho ₁₆	41,186,376	858,657	32.430	9.935
Tb ₅ Tl ₃	1527378	<i>P6₃/mcm</i> (193)	2×1×3	Tb ₆₀ Tl ₃₆	Tb ₂₄ (4d) → Ce ₉ Nd ₁₅	1,307,504	27,575	1.490	6.570
Ca ₁₀ Ge ₃ Pt ₇	4330961	<i>P6₃/mcm</i> (193)	1×2×2	Ca ₈₀ Ge ₂₄ Pt ₅₆	Ge ₂₄ (6g) → Si ₂₀ Fl ₂ Sn ₁ Pb ₁	127,512	4,454	1.460	13.770
CuS	9000062	<i>P6₃/mmc</i> (194)	1×3×1	Cu ₁₈ S ₁₈	Cu ₁₂ (4f) → Rg ₉ Cu ₁ Ag ₁ Au ₁ , Cu ₆ (2d) → Cu ₂ Au ₄	19,800	1,650	0.385	2.950
Ti ₂ Ga	1522382	<i>P6₃/mmc</i> (194)	3×1×1	Ti ₁₂ Ga ₆	Ti ₆ (2d) → Ti ₂ Rf ₂ Hf ₁ Zr ₁ , Ga ₆ (2c) → Ti ₃ B ₃ , Ti ₆ (2a) → Hf ₃ Zr ₁ Rf ₁ Ti ₁	432,000	36,000	0.510	38.590
K ₆ Na ₃ AlSb ₄	8103896	<i>P6₃/mmc</i> (194)	1×1×2	K ₂₄ Na ₁₂ Al ₄ Sb ₁₆	Sb ₄ (2a) → As ₁ P ₃ , Sb ₁₂ (6h) → Bi ₄ Mc ₄ Sb ₃ N ₁	554,400	11,628	0.835	5.290
SrBiAu	1510602	<i>P6₃/mmc</i> (194)	1×3×2	Sr ₁₂ Bi ₁₂ Au ₁₂	Bi ₁₂ (2d) → As ₇ P ₃ N ₂ , Sr ₁₂ (2c) → Ba ₂ Mg ₁ Be ₉ , Au ₁₂ (2a) → Rg ₁ Cu ₁₁	62,726,400	2,613,600	23.555	174.695
Si(CO) ₄	5900021	<i>P23</i> (195)	1×1×1	Si ₄ C ₁₆ O ₁₆	O ₄ (4e) → Se ₁ S ₁ O ₁ Lv ₁ , C ₁₂ (12j) → Sn ₈ Ge ₄ , C ₄ (4e) → Fl ₂ Pb ₁ C ₁	142,560	11,880	0.485	5.620
Zn ₄ H ₆ C ₁₂ N ₆ O ₇	4122711	<i>F23</i> (196)	1×1×1	Zn ₃₂ H ₄₈ C ₉₆ N ₄₈ O ₅₆	O ₄ (4d) → Po ₁ Se ₃ , C ₂₄ (24g) → Si ₇ Sn ₁₇	1,384,416	29,460	15.950	4.770
U ₃ (C ₃ O ₈) ₂	4316567	<i>I23</i> (197)	1×1×1	U ₂₄ C ₄₈ O ₁₂₈	O ₂₄ (24f) → Te ₁₃ Se ₁₁	2,496,144	104,006	3.490	26.475
Si(Bi ₃ O ₅) ₄	1010314	<i>I23</i> (197)	2×1×2	Si ₈ Bi ₉₆ O ₁₆₀	O ₃₂ (8c) → Te ₇ O ₂₅	3,365,856	105,183	17.525	11.025
Li ₃ NbO ₄	1007081	<i>I23</i> (197)	1×2×1	Li ₄₈ Nb ₁₆ O ₆₄	Nb ₁₆ (8c) → Ta ₈ Nb ₂ Db ₁ V ₅	2,162,160	135,135	5.440	6.545
K ₂ Cd ₂ (SO ₄) ₃	4302792	<i>P2₁3</i> (198)	1×3×1	K ₂₄ Cd ₂₄ S ₃₆ O ₁₄₄	Cd ₁₂ (4a) → Hg ₁₀ Cn ₂ , K ₁₂ (4a) → Fr ₂ Na ₂ Li ₈	196,020	16,440	1.350	2.240
Na ₂ MoSeO ₆	1536731	<i>P2₁3</i> (198)	2×2×1	Na ₃₂ Mo ₁₆ Se ₁₆ O ₉₆	Na ₁₆ (4a) → Na ₉ H ₇	11,440	715	1.555	1.155
MnSi	9013994	<i>P2₁3</i> (198)	1×2×2	Mn ₁₆ Si ₁₆	Si ₁₆ (4a) → Pb ₁₀ Fl ₆	8,008	525	0.435	1.100
Sm ₂ O ₃	5910020	<i>I2₁3</i> (199)	1×1×1	Sm ₃₂ O ₄₈	Sm ₁₂ (12b) → La ₂ Pr ₉ Eu ₁ , Sm ₈ (8a) → Tb ₅ Pm ₃	36,960	1,540	0.900	1.785
Hg ₃ (TeBr) ₂	1538507	<i>I2₁3</i> (199)	1×1×1	Hg ₁₂ Te ₈ Br ₈	Te ₈ (8a) → Po ₃ Te ₂ O ₂ Lv ₁ , Br ₈ (8a) → Br ₁ Cl ₇	13,440	560	0.450	2.125
SbH ₃ OF ₆	2107258	<i>I2₁3</i> (199)	2×1×1	Sb ₁₆ H ₄₈ O ₁₆ F ₉₆	Sb ₁₆ (8a) → Sb ₃ P ₁₀ Mc ₃	160,160	10,010	1.980	1.315
TlCd(NO ₂) ₃	1010355	<i>Pm3̄</i> (200)	1×2×1	Tl ₂ Cd ₂ N ₆ O ₁₂	Tl ₂ (1a) → Ga ₁ B ₁ , O ₁₂ (6g) → Po ₂ Te ₇ Se ₁ Lv ₂ , N ₆ (3c) → N ₂ Mc ₄	712,800	53,808	0.740	27.425
Mo ₆ Pb ₁₄	8103971	<i>Pn3̄</i> (201)	1×1×2	Mo ₄₈ Pb ₈ I ₁₁₂	I ₁₆ (8e) → At ₇ Br ₈ Cl ₁	102,960	6,435	1.695	1.510
K ₅ YCo ₂ (NO ₂) ₁₂	1537285	<i>Pn3̄</i> (201)	3×1×1	K ₃₀ Y ₆ Co ₁₂ N ₇₂ O ₁₄₄	K ₁₂ (4c) → Fr ₅ Cs ₃ Li ₄	27,720	1,182	11.330	1.220
YTl ₅ Co ₂ (NO ₂) ₁₂	1537286	<i>Pn3̄</i> (201)	3×1×1	Y ₆ Tl ₃₀ Co ₁₂ N ₇₂ O ₁₄₄	Tl ₁₈ (6d) → Al ₁₃ Tl ₃ Ga ₁ B ₁	171,360	14,490	11.665	3.750
K ₂ CuPb(NO ₂) ₆	1010261	<i>Fm3̄</i> (202)	3×1×1	K ₂₄ Cu ₁₂ Pb ₁₂ N ₇₂ O ₁₄₄	Cu ₁₂ (4a) → Ag ₆ Au ₆ , K ₂₄ (8c) → Fr ₅ Cs ₁₉	39,273,696	418,866	81.805	9.375
Na ₆ Fe ₂ C ₄ SO ₁₆	9009542	<i>Fd3̄</i> (203)	1×1×1	Na ₄₈ Fe ₁₆ C ₃₂ S ₈ O ₁₂₈	C ₃₂ (32e) → Ge ₂₅ C ₄ Fl ₃	117,804,960	1,227,195	94.360	13.895
NO ₂	2104473	<i>Im3̄</i> (204)	3×1×1	N ₃₆ O ₇₂	N ₃₆ (12d) → Bi ₃₂ N ₄	58,905	1,890	4.735	1.680
EuC ₁₀	1520985	<i>Im3̄</i> (204)	1×1×1	Eu ₁₂ C ₁₂₀	C ₄₈ (48h) → Fl ₃ Ge ₁ C ₄₄	778,320	16,215	4.395	2.880
As ₃ Ir	9016517	<i>Im3̄</i> (204)	2×1×2	As ₉₆ Ir ₃₂	Ir ₃₂ (8c) → Mt ₂₄ Ir ₈	10,518,300	166,800	22.205	23.210
CuBr	9013933	<i>Pa3̄</i> (205)	3×1×1	Cu ₂₄ Br ₂₄	Cu ₂₄ (8c) → Cu ₁₃ Rg ₁₁	2,496,144	104,006	1.445	22.780
Si ₄	1525681	<i>Pa3̄</i> (205)	3×1×1	Si ₂₄ I ₉₆	I ₂₄ (8c) → At ₉ I ₁₅	1,307,504	54,484	3.170	8.015
Lu ₂ O ₃	1548517	<i>Ia3̄</i> (206)	1×2×1	Lu ₆₄ O ₉₆	Lu ₄₈ (24d) → Y ₄₄ Lr ₄	194,580	6,462	7.230	1.630
Ba ₃ Y ₂ (B ₂ O ₃) ₃	2018151	<i>Ia3̄</i> (206)	1×1×1	Ba ₂₄ Y ₁₆ B ₄₈ O ₁₂₀	O ₂₄ (24d) → Po ₁₇ Te ₇	346,104	7,365	5.365	2.075
Ho ₂ O ₃	2106880	<i>Ia3̄</i> (206)	1×1×1	Ho ₃₂ O ₄₈	Ho ₂₄ (24d) → Sm ₄ Gd ₁ Ho ₂ Tm ₁₇	36,340,920	759,101	15.790	31.785
LiGa ₅ O ₈	1007185	<i>P4₃32</i> (212)	2×1×1	Li ₈ Ga ₄₀ O ₆₄	O ₁₆ (8c) → Po ₃ Te ₄ Se ₉ , Li ₈ (4b) → Cs ₄ Na ₄	28,028,000	1,751,750	15.430	21.540
Mg ₃ Ru ₂	4305398	<i>P4₁32</i> (213)	2×1×1	Mg ₂₄ Ru ₁₆	Ru ₁₆ (8c) → Fe ₄ Ru ₉ Os ₂ Hs ₁	1,201,200	75,075	0.780	4.195
La ₃ GeL ₃	1535110	<i>I4₁32</i> (214)	1×3×1	La ₇₂ Ge ₂₄ L ₇₂	Ge ₂₄ (8a) → Si ₁₃ Pb ₁₁	2,496,144	52,234	9.970	13.390
Ca ₃ Pl ₃	1521110	<i>I4₁32</i> (214)	1×3×1	Ca ₇₂ P ₂₄ L ₇₂	P ₂₄ (8a) → Bi ₅ Sb ₂ P ₁ N ₂₀	127,512	2,673	9.455	5.125
Pd ₁₇ Se ₁₅	9011052	<i>P4̄3m</i> (215)	1×3×1	Pd ₁₀₂ Se ₉₀	Pd ₉ (3d) → Pt ₆ Ds ₃ , Se ₁₈ (6g) → O ₁₃ Lv ₄ Po ₁	3,598,560	152,160	3.475	10.000
B ₃ H ₆₀ C ₁₆ (NO) ₁₂	4100675	<i>P4̄3m</i> (215)	2×1×1	B ₆ H ₁₂₀ C ₃₂ N ₂₄ O ₂₄	O ₂₄ (12i) → Po ₂ Te ₁₇ Se ₄ O ₁	36,340,920	2,271,690	25.440	81.785
VCu ₃ S ₄	1011219	<i>P4̄3m</i> (215)	2×1×1	V ₂ Cu ₆ S ₈	V ₂ (1a) → Nb ₁ V ₁ , Cu ₆ (3d) → Cu ₁ Ag ₂ Rg ₃ , S ₈ (4e) → Po ₃ S ₄ O ₁	33,600	2,128	0.390	7.195
ZnS	1100043	<i>F4̄3m</i> (216)	3×1×2	Zn ₂₄ S ₂₄	S ₂₄ (4c) → Po ₁₄ Se ₁₀	1,961,256	21,618	1.520	6.085
CsMgAsO ₁₀	1537297	<i>F4̄3m</i> (216)	1×3×1	Cs ₁₂ Mg ₁₂ As ₁₂ O ₁₂₀	Mg ₁₂ (4a) → Ra ₂ Sr ₂ Ca ₆ Be ₂ , O ₄₈ (16c) → Po ₁ Te ₄₇	3,991,680	42,168	12.225	38.060
HoNiSb	1537832	<i>F4̄3m</i> (216)	2×1×1	Ho ₈ Ni ₈ Sb ₈	Ni ₈ (4c) → Ni ₂ Pd ₃ Pt ₃ , Ho ₈ (4b) → Yb ₂ Tb ₁ Pm ₂ Er ₃	940,800	14,840	0.735	16.855
Gd ₃ Sb ₅ O ₁₂	1538724	<i>I4̄3m</i> (217)	1×1×1	Gd ₁₂ Sb ₂₀ O ₄₈	Sb ₁₂ (12c) → Bi ₆ As ₄ P ₁ N ₁ , Sb ₈ (8c) → Mc ₄ Sb ₁ P ₃	7,761,600	162,120	4.460	29.295
Zn ₄ B ₆ SeO ₁₂	4517939	<i>I4̄3m</i> (217)	1×2×2	Zn ₃₂ B ₄₈ Se ₈ O ₉₆	O ₉₆ (24g) → Po ₂ Te ₁ S ₉₃	428,640	6,730	20.765	11.145
Ag ₃ Ge ₅ P ₆	4002838	<i>I4̄3m</i> (217)	1×1×1	Ag ₁₂ Ge ₂₀ P ₂₄	P ₂₄ (24g) → P ₁₈ Mc ₆	134,596	2,919	1.120	1.525
Be ₃ Fe ₄ Si ₃ SO ₁₂	9000953	<i>P4̄3n</i> (218)	1×1×3	Be ₁₈ Fe ₂₄ Si ₁₈ S ₆ O ₇₂	Fe ₂₄ (8e) → Ru ₁₈ Os ₄ Hs ₂	2,018,940	84,370	4.870	2.665

Continued on next page

Table S-1 – Continued from previous page

Reduced formula	Code ¹	Space group	Supercell	Full formula of unsubstituted structure	Wyckoff(s) ²	# Substitutions ³	# Equivalent ⁴	$T_{\text{SUPERCELL}}$ ⁵	T_{SHRY} ⁵
Be ₃ Fe ₄ Si ₃ TeO ₁₂	7222415	$P\bar{4}3n$ (218)	2×1×3	Be ₃₆ Fe ₄₈ Si ₃₆ Te ₁₂ O ₁₄₄	Fe ₄₈ (8e) → Fe ₅ Os ₄₃	1,712,304	71,346	17.765	5.005
Na ₄ Al ₃ Si ₃ ClO ₁₂	9003326	$P\bar{4}3n$ (218)	2×2×1	Na ₃₂ Al ₂₄ Si ₂₄ Cl ₈ O ₉₆	Si ₂₄ (6c) → Sn ₂ C ₉ Fl ₁₃	137,287,920	4,297,360	62.195	47.840
Mn ₄ Be ₃ Si ₃ SO ₁₂	9008376	$P\bar{4}3n$ (218)	2×1×1	Mn ₁₆ Be ₁₂ Si ₁₂ S ₄ O ₄₈	Si ₁₂ (6d) → Sn ₂ C ₇ Fl ₁ Ge ₂ , Be ₁₂ (6c) → Ra ₈ Ca ₄	11,761,200	735,624	5.725	14.485
KGaH ₉ C ₃ F	2216109	$F\bar{4}3c$ (219)	1×1×1	K ₃₂ Ga ₃₂ H ₂₈₈ C ₉₆ F ₃₂	Ga ₃₂ (32e) → Al ₂₂ B ₁₀	64,512,240	673,311	167.465	94.520
Ni ₃ B ₇ IO ₁₃	1511678	$F\bar{4}3c$ (219)	1×1×1	Ni ₂₄ B ₅₆ I ₈ O ₁₀₄	B ₃₂ (32e) → Al ₃ Ga ₂₉ , O ₈ (8a) → Lv ₅ Po ₂ O ₁	833,280	8,680	46.725	3.765
Si ₃ (BiO ₃) ₄	9012894	$I\bar{4}3d$ (220)	1×2×3	Si ₇₂ Bi ₉₆ O ₂₈₈	Si ₇₂ (12a) → Fl ₆ C ₆₆	156,238,908	3,261,292	443.780	248.365
Gd ₄ Mo ₉	4031602	$I\bar{4}3d$ (220)	3×1×1	Gd ₁₄₄ Mo ₃₂₄	Gd ₁₄₄ (48e) → Pm ₁₄₁ Sm ₃	487,344	10,155	38.955	4.030
Ca ₆ Al ₇ O ₁₆	8104354	$I\bar{4}3d$ (220)	1×2×1	Ca ₄₈ Al ₅₆ O ₁₂₈	Al ₃₂ (16c) → Al ₂₇ Nh ₁ Tl ₃ In ₁	4,027,520	125,860	8.985	11.085
Pr ₃ S ₄	1537783	$I\bar{4}3d$ (220)	1×1×1	Pr ₁₂ S ₁₆	S ₁₆ (16c) → Po ₃ Te ₇ O ₆	960,960	20,034	0.890	1.400
Nd ₂ Fe ₂₃ B ₃	1510910	$I\bar{4}3d$ (220)	1×1×2	Nd ₃₂ Fe ₃₆₈ B ₄₈	Fe ₉₆ (48e) → Os ₅ Ru ₉₁	61,124,064	1,910,127	73.030	108.490
TbTl ₃	1540875	$Pm\bar{3}m$ (221)	3×2×3	Tb ₁₈ Tl ₅₄	Tb ₁₈ (1a) → Nd ₁ Eu ₇ Ho ₁₀	350,064	2,566	7.820	2.255
TiRu	1537946	$Pm\bar{3}m$ (221)	1×3×3	Ti ₉ Ru ₉	Ru ₉ (1a) → Fe ₂ Os ₂ Hs ₄ Ru ₁ , Ti ₉ (1b) → Rf ₂ Zr ₆ Ti ₁	952,560	13,308	1.040	17.120
ErPd ₃	1527346	$Pm\bar{3}m$ (221)	1×2×2	Er ₄ Pd ₁₂	Pd ₁₂ (3c) → Pt ₄ Ds ₂ Ni ₂ Pd ₄	207,900	7,228	0.540	2.695
Nd ₅ Mo ₃ O ₁₆	1001073	$Pn\bar{3}n$ (222)	1×2×1	Nd ₄₀ Mo ₂₄ O ₁₂₈	Nd ₂₄ (12e) → Gd ₁ Ho ₁₄ Er ₉	19,612,560	614,092	14.145	22.785
V ₃ Sb	1538993	$Pm\bar{3}n$ (223)	1×1×2	V ₁₂ Sb ₄	Sb ₄ (2a) → As ₂ P ₁ Mc ₁ , V ₁₂ (6c) → Ta ₃ Nb ₈ Db ₁	23,760	1,069	0.405	4.600
GaMo ₃	4003990	$Pm\bar{3}n$ (223)	1×2×1	Ga ₄ Mo ₁₂	Ga ₄ (2a) → Al ₂ B ₂ , Mo ₁₂ (6c) → Sg ₅ Cr ₂ Mo ₅	99,792	3,838	0.430	2.585
Nb ₃ Ge	4124630	$Pm\bar{3}n$ (223)	2×1×1	Nb ₁₂ Ge ₄	Ge ₄ (2a) → Si ₁ Sn ₁ Ge ₁ C ₁ , Nb ₁₂ (6c) → Ta ₆ Nb ₅ V ₂ Db ₁	1,330,560	47,784	0.845	41.300
PW ₁₂ O ₄₃	7221068	$Pn\bar{3}m$ (224)	1×1×1	P ₂ W ₂₄ O ₈₆	W ₂₄ (24k) → Cr ₄ W ₂₀ , O ₈ (8e) → Lv ₂ Po ₁ O ₅	1,785,168	37,456	2.570	4.495
Bi ₂ O ₃	1010311	$Pn\bar{3}m$ (224)	1×2×2	Bi ₁₆ O ₂₄	Bi ₁₆ (4c) → N ₆ Mc ₉ Bi ₁	80,080	1,300	0.815	1.470
VFe ₂ Si	1539793	$Fm\bar{3}m$ (225)	1×2×1	V ₈ Fe ₁₆ Si ₈	Fe ₁₆ (8c) → Os ₉ Hs ₁ Fe ₆	80,080	1,406	0.545	1.835
Li ₃ Au	1510223	$Fm\bar{3}m$ (225)	1×1×2	Li ₂₄ Au ₈	Li ₁₆ (8c) → K ₁₁ H ₅ , Au ₈ (4a) → Rg ₁ Cu ₂ Ag ₁ Au ₄	3,669,120	29,034	2.360	7.210
KCl	9003128	$Fm\bar{3}m$ (225)	1×1×3	K ₁₂ Cl ₁₂	Cl ₁₂ (4b) → Ts ₉ I ₃ , K ₁₂ (4a) → Cs ₁ Rb ₁ Na ₁₀	29,040	670	0.510	4.170
KCd ₁₃	1525175	$Fm\bar{3}c$ (226)	1×1×1	K ₈ Cd ₁₀₄	Cd ₈ (8b) → Cn ₄ Zn ₂ Cd ₁ Hg ₁ , K ₈ (8a) → Na ₄ Li ₂ H ₂	352,800	2,205	25.700	10.480
Cs(TeO ₃) ₂	4325436	$Fd\bar{3}m$ (227)	1×1×3	Cs ₂₄ Te ₄₈ O ₁₄₄	Cs ₂₄ (8b) → Cs ₁₄ Rb ₁₀	1,961,256	11,365	98.935	4.220
Li ₂ Ca	1536964	$Fd\bar{3}m$ (227)	2×1×1	Li ₃₂ Ca ₁₆	Ca ₁₆ (8a) → Ra ₃ Ca ₃ Mg ₉ Be ₁	1,601,600	13,222	1.790	4.680
W	9006519	$Im\bar{3}m$ (229)	3×2×2	W ₂₄	W ₂₄ (2a) → Cr ₁₀ Mo ₁₄	1,961,256	6,164	1.855	3.635
Ta	9008552	$Im\bar{3}m$ (229)	1×2×3	Ta ₁₂	Ta ₁₂ (2a) → V ₅ Db ₁ Ta ₁ Nb ₅	33,264	732	0.410	2.195
Se	9013137	$Im\bar{3}m$ (229)	3×1×3	Se ₁₈	Se ₁₈ (2a) → Te ₁ Se ₁ S ₃ O ₁₃	171,360	1,260	0.650	4.235
Er ₃ Al ₅ O ₁₂	2103616	$Ia\bar{3}d$ (230)	2×1×1	Er ₄₈ Al ₈₀ O ₁₉₂	Al(0) ₃₂ (16a) → In ₇ B ₂₅	3,365,856	52,975	150.070	6.355
D ₁₂ Ca ₃ Al ₂ O ₁₂	9003646	$Ia\bar{3}d$ (230)	1×1×1	D ₉₆ Ca ₂₄ Al ₁₆ O ₉₆	Ca ₂₄ (24c) → Ba ₁₀ Ca ₁₄	1,961,256	20,948	42.655	5.675
Ca ₃ Fe ₂ (GeO ₄) ₃	2009000	$Ia\bar{3}d$ (230)	1×1×1	Ca ₂₄ Fe ₁₆ Ge ₂₄ O ₉₆	Ge ₂₄ (24d) → Fl ₁ Sn ₂₃ , Ca ₂₄ (24c) → Ca ₄ Be ₂₀	255,024	2,742	23.155	2.805
Na ₃ Li ₃ Fe ₂ F ₁₂	1000212	$Ia\bar{3}d$ (230)	1×1×2	Na ₄₈ Li ₄₈ Fe ₃₂ F ₁₉₂	Fe ₃₂ (16a) → Os ₅ Ru ₂₇	201,376	3,225	141.260	1.705
Mg ₃ Al ₂ (SiO ₄) ₃	9016673	$Ia\bar{3}d$ (230)	1×1×2	Mg ₄₈ Al ₃₂ Si ₄₈ O ₁₉₂	Al ₃₂ (16a) → Al ₁ In ₃₆ B ₅	5,437,152	85,407	161.965	5.190

¹Unique ID in Crystallography Open Database (COD)³⁹.²Substituted Wyckoff position(s).³The total amount of substituted pattern including symmetry-equivalent structures.⁴The number of symmetry-inequivalent structures.⁵The CPU times (sec.) of SHRY and SUPERCELL were measured on Intel® Xeon® G-6242 (2.8 GHz) processor, where time-consuming I/O operations were disabled. The distributed binary SUPERCELL program was used for the benchmark test. The CPU times were measured by the TIME command twice and averaged.