

The lineshape of the compact fully heavy tetraquark

Zejian Zhuang,^{1,2,*} Ying Zhang,^{1,2,†} Yuanzhuo Ma,^{1,2,‡} and Qian Wang^{1,2,3,§}

¹*Guangdong Provincial Key Laboratory of Nuclear Science,
Institute of Quantum Matter, South China Normal University, Guangzhou 510006, China*

²*Guangdong-Hong Kong Joint Laboratory of Quantum Matter, Southern Nuclear*

Science Computing Center, South China Normal University, Guangzhou 510006, China

³*Institute of High Energy Physics, Chinese Academy of Sciences, Beijing 100049, China*

(Dated: March 8, 2022)

Hadrons and their distributions are the most direct observables in experiment, which would shed light on the non-perturbative mystery of quantum chromodynamics (QCD). As the result, any new hadron will challenge our current knowledge on the one hand, and provide additional inputs on the other hand. The fully heavy $cc\bar{c}\bar{c}$ system observed by LHCb recently opens a new era for hadron physics. We first extract the internal structure of the fully heavy tetraquarks directly from the experimental data, within the compact tetraquark picture. By fitting to the di- J/ψ lineshape, we find that the $X(6900)$ is only cusp effect from the $J/\psi\psi(3770)$ channel. In addition, there is also a cusp slightly below 6.8 GeV stemming from the $J/\psi\psi'$ channel. The two 0^{++} tetraquarks behave as two resonances above the di- η_c and di- J/ψ threshold, respectively. The 2^{++} state is a bound state below the di- J/ψ threshold. Furthermore, we find that the $X_{0^{++}}(6035)$ shows a significant structure in the di- η_c lineshape even after the coupled channel effect. This is a unique feature which can distinguish compact $cc\bar{c}\bar{c}$ tetraquark from the loosely hadronic molecules.

INTRODUCTION

The formation of hadrons is from the non-perturbative mechanism of Quantum chromodynamics (QCD), the theory of strong interaction. As the result, the properties of hadrons are expected to shed light on the mystery of non-perturbative dynamics of QCD. The success of the conventional quark model attracts the attention of the community to search for the predicted missing particles for several decades. The situation breaks up since the observation of the $X(3872)$, as the first exotic candidate, in 2003. That challenges the conventional quark model and stimulates research enthusiasm on the so called exotic hadrons. Up to now, tens of exotic candidates have been observed by experimental collaborations (such as LHCb, BESIII, BelleII, JLab, CMS, ATLAS) and numerous studies [1–10] have been proposed for the understanding of their properties.

Most of them contain a pair of heavy quarks and locate at heavy quarkonium region. Two competitive scenarios, i.e. tetraquark and hadronic molecular pictures, are proposed for their nature based on two clusters, i.e. $cq - \bar{c}\bar{q}'$ and $c\bar{q} - \bar{c}q'$ respectively. Although great efforts have been put forward to distinguish these two interpretations for a given particle, no definite conclusion about any particle yet in the community. One potential solution is pinning the hope on a fully heavy system, which is one goal of several experimental collaborations. e.g. the LHCb [11, 12] and CMS [13] collaborations. The importance of the fully heavy system is because that it cannot be classified to several clusters intuitively. One expects that a comparison of the fully heavy system with the $c\bar{c}q\bar{q}'$ system would give some hints for the formation of hadrons. Luckily, the LHCb collaboration [12], recently, reports a narrow

structure around 6.9 GeV and a broad structure within the range 6.2 GeV \sim 6.8 GeV in the di- J/ψ invariant mass distribution, using the data at 7 TeV, 8 TeV and 13 TeV center-of-mass energies. Because of the observed channel, the quark content of those structures is $cc\bar{c}\bar{c}$. The narrow structure around 6.9 GeV can be explained by a Breit-Wigner parametrization with and without the interference between the resonant contribution and the nonresonant contribution [12]. This structure is named as the $X(6900)$.

The study of the fully heavy system came back to 1970s which was motivated by the observation of the ψ' [14] and the severe emerging structures in e^+e^- annihilation [15]. However, the study becomes a dilemma because of no experimental data. The observation of the $X(6900)$ [12] breaks through the situation. Because of the equal masses of the components, the hadron with $cc\bar{c}\bar{c}$ quarks is more expected to be a compact one [16–47]. However, none of them fit the di- J/ψ line shape within this scenario, analogous to that within the molecular picture [48–55]. As we know, the experimental events distribution is the most direct input for theoretical analysis and can provide the underlying structure of the interested hadrons, even for the compact object [5, 56].

In this work, we first fit the di- J/ψ line shape with the compact tetraquark picture and extract the corresponding pole positions. The bare pole positions are extracted from a parameterization with both chromoelectro and chromomagnetic interactions. This study can tell to which extent the compact tetraquark picture can explain the lineshape directly.

FRAMEWORK

Hamiltonian

The interaction in the fully heavy tetraquark system can be described by both chromoelectro and chromomagnetic interaction among the constituent quarks, i.e.

$$H = \sum_i (m_i + T_i) + \sum_{i < j} \left[A_{ij} \boldsymbol{\lambda}_i \cdot \boldsymbol{\lambda}_j + \frac{B_{ij}}{m_i m_j} \boldsymbol{\lambda}_i \cdot \boldsymbol{\lambda}_j \mathbf{S}_i \cdot \mathbf{S}_j \right] \quad (1)$$

where m_i , $\mathbf{S}_i = \frac{1}{2} \boldsymbol{\sigma}_i$, $\boldsymbol{\lambda}_i$ and T_i are mass, spin matrix, Gell-Mann matrix and kinematic energy for the i th quark, respectively. For antiquark, $\boldsymbol{\lambda}_i$ is replaced by $-\boldsymbol{\lambda}_i^*$. The expected values of A_{ij} and B_{ij} will be extracted from hadrons. Due to the non-relativistic property of the fully heavy system, we take the non-relativistic approximation here, i.e. neglecting the kinematic terms in Eq.(1).

Wave functions of heavy tetraquark system

Before proceeding to the solutions of the Hamiltonian of Eq.(1), one need to analyze the wave function of the fully heavy tetraquark system. The total wave function of a tetraquark system is constructed by space, flavor, spin and color wave functions individually, i.e. the total wave function

$$|\psi\rangle = |\text{space}\rangle \otimes |\text{flavor}\rangle \otimes |\text{spin}\rangle \otimes |\text{color}\rangle. \quad (2)$$

In this work, as we only focus on the ground S -wave fully heavy tetraquarks, the spatial wave function is symmetric and negligible. Thus, we first construct the spin-color wave function in the diquark-antidiquark configuration. Here, $|(Q_1 Q_2)_{S_{12}}, (\bar{Q}_3 \bar{Q}_4)_{S_{34}}\rangle_S$ are the spin wave functions with subscripts S_{12} , S_{34} and S the total spins of the first two quarks, the latter two antiquarks and the sum of them, respectively. The spin wave functions for various J^{PC} s are listed below

1) $J^{PC} = 0^{++}$:

$$|(Q_1 Q_2)_0, (\bar{Q}_3 \bar{Q}_4)_0\rangle_0, |(Q_1 Q_2)_1, (\bar{Q}_3 \bar{Q}_4)_1\rangle_0, \quad (3)$$

2) $J^{PC} = 1^{+-}$:

$$\begin{aligned} & |(Q_1 Q_2)_1, (\bar{Q}_3 \bar{Q}_4)_1\rangle_1 \\ & \frac{1}{\sqrt{2}} [|(Q_1 Q_2)_1, (\bar{Q}_3 \bar{Q}_4)_0\rangle_1 - |(Q_1 Q_2)_0, (\bar{Q}_3 \bar{Q}_4)_1\rangle_1], \end{aligned} \quad (4)$$

3) $J^{PC} = 1^{++}$:

$$\frac{1}{\sqrt{2}} (|(Q_1 Q_2)_1, (\bar{Q}_3 \bar{Q}_4)_0\rangle_1 + |(Q_1 Q_2)_0, (\bar{Q}_3 \bar{Q}_4)_1\rangle_1), \quad (5)$$

4) $J^{PC} = 2^{++}$:

$$|(Q_1 Q_2)_1, (\bar{Q}_3 \bar{Q}_4)_1\rangle_2. \quad (6)$$

As we only consider S -wave fully tetraquark system in this work, the orbital angular momentum does not appear in the above equations. The color confinement tells us that all the observed hadrons are color singlet, which gives the potential color wave functions below

$$|(Q_1 Q_2)^6, (\bar{Q}_3 \bar{Q}_4)^{\bar{6}}\rangle^1, \quad (7)$$

$$|(Q_1 Q_2)^{\bar{3}}, (\bar{Q}_3 \bar{Q}_4)^3\rangle^1. \quad (8)$$

Here the superscripts $6(\bar{6})$ and $\bar{3}(3)$ denote the corresponding irreducible representations of color SU(3) group for diquark(antidiquark). Accordingly, 1 stands for color singlet. In total, the spatial and color wave functions of S -wave ground fully heavy systems are symmetric and antisymmetric, which leaves the product of spin and flavor wave functions symmetric due to Pauli principle. Flavor wave function is symmetric for full-charm(bottom) tetraquarks and could be symmetric or anti-symmetric for the $bc\bar{b}\bar{c}$ tetraquarks. As the result, all the potential total wave functions for various J^{PC} are collected in Table. I.

Parameters

In this work, we do not aim at solving Schrödinger equation explicitly, but using a parametrization scheme to extract the mass spectra of the S -wave ground fully heavy tetraquarks. Thus to investigate the mass spectra, the expectation values of the parameters A_{ij} and B_{ij} for various systems should be extracted. As discussed in the above, the contributions from color and spin spaces have been factorized out by the $\boldsymbol{\lambda}$ and \mathbf{S} matrixes, respectively. In addition, the contribution of flavor part can be obtained via the corresponding flavor wave functions in Table I. The residue contribution is only from the spacial part via

$$\mathcal{A}_{ij} := \langle A_{ij} \rangle \quad (9)$$

$$\mathcal{B}_{ij} := \langle B_{ij} \rangle, \quad (10)$$

with $\langle \dots \rangle$ the expected values of the spacial wave functions. As we only consider S -wave ground tetraquarks, the expected values can be approximated constants and extracted from S -wave ground pseudoscalar and vector mesons. Due to the symmetry of color and spin spaces, these expected values have the relation

$$\mathcal{A}_{12} = \mathcal{A}_{34}, \quad \mathcal{A}_{13} = \mathcal{A}_{24} = \mathcal{A}_{14} = \mathcal{A}_{23}, \quad (11)$$

$$\mathcal{B}_{12} = \mathcal{B}_{34}, \quad \mathcal{B}_{13} = \mathcal{B}_{24} = \mathcal{B}_{14} = \mathcal{B}_{23}. \quad (12)$$

TABLE I. The bases of fully heavy tetraquarks, where $\{\}$ and $[\]$ denote the symmetric and antisymmetric flavor functions, respectively, of diquark(antidiquark). The subscripts and superscripts are for the irreducible representations in spin and color spaces, respectively.

J^{PC}	Tetraquark	Wave function	
0^{++}	$cc\bar{c}\bar{c}$	$\left\{cc\right\}_0^6 \left\{\bar{c}\bar{c}\right\}_0^6 \Big _0^1$	$\left\{cc\right\}_1^3 \left\{\bar{c}\bar{c}\right\}_1^3 \Big _0^1$
	$bb\bar{b}\bar{b}$	$\left\{bb\right\}_0^6 \left\{\bar{b}\bar{b}\right\}_0^6 \Big _0^1$	$\left\{bb\right\}_1^3 \left\{\bar{b}\bar{b}\right\}_1^3 \Big _0^1$
	$bc\bar{b}\bar{c}$	$\left bc\right>_1^6 \left \bar{b}\bar{c}\right>_1^6 \Big _0^1$ $\left\{bc\right\}_1^3 \left\{\bar{b}\bar{c}\right\}_1^3 \Big _0^1$	$\left\{bc\right\}_0^6 \left\{\bar{b}\bar{c}\right\}_0^6 \Big _0^1$ $\left bc\right>_0^3 \left \bar{b}\bar{c}\right>_0^3 \Big _0^1$
1^{+-}	$cc\bar{c}\bar{c}$	$\left\{cc\right\}_1^3 \left\{\bar{c}\bar{c}\right\}_1^3 \Big _1^1$	
	$bb\bar{b}\bar{b}$	$\left\{bb\right\}_1^3 \left\{\bar{b}\bar{b}\right\}_1^3 \Big _1^1$	
	$bc\bar{b}\bar{c}$	$\left bc\right>_1^6 \left \bar{b}\bar{c}\right>_1^6 \Big _1^1$ $\left\{bc\right\}_1^3 \left\{\bar{b}\bar{c}\right\}_1^3 \Big _1^1$	$\frac{1}{\sqrt{2}} \left(\left bc\right>_1^6 \left \bar{b}\bar{c}\right>_0^6 \Big _1^1 - \left\{bc\right\}_0^6 \left \bar{b}\bar{c}\right>_1^6 \Big _1^1 \right)$ $\frac{1}{\sqrt{2}} \left(\left\{bc\right\}_1^3 \left \bar{b}\bar{c}\right>_0^3 \Big _1^1 - \left bc\right>_0^3 \left\{\bar{b}\bar{c}\right\}_1^3 \Big _1^1 \right)$
1^{++}	$bc\bar{b}\bar{c}$	$\frac{1}{\sqrt{2}} \left(\left bc\right>_1^6 \left \bar{b}\bar{c}\right>_0^6 \Big _1^1 + \left\{bc\right\}_0^6 \left \bar{b}\bar{c}\right>_1^6 \Big _1^1 \right)$	$\frac{1}{\sqrt{2}} \left(\left\{bc\right\}_1^3 \left \bar{b}\bar{c}\right>_0^3 \Big _1^1 + \left bc\right>_0^3 \left\{\bar{b}\bar{c}\right\}_1^3 \Big _1^1 \right)$
2^{++}	$cc\bar{c}\bar{c}$	$\left\{cc\right\}_1^3 \left\{\bar{c}\bar{c}\right\}_1^3 \Big _2^1$	
	$bb\bar{b}\bar{b}$	$\left\{bb\right\}_1^3 \left\{\bar{b}\bar{b}\right\}_1^3 \Big _2^1$	
	$bc\bar{b}\bar{c}$	$\left bc\right>_1^6 \left \bar{b}\bar{c}\right>_1^6 \Big _2^1$	$\left\{bc\right\}_1^3 \left\{\bar{b}\bar{c}\right\}_1^3 \Big _2^1$

For the parameters \mathcal{A}_{bc} and \mathcal{B}_{bc} , the masses of either $c\bar{b}$ or $b\bar{c}$ mesons are as inputs. However, only one $c\bar{b}$ state, i.e., B_c is observed in experiments [57, 58]. Alternatively, the theoretical results of Ref. [59] is used as an input. All the input masses are collected in Table II. Here the heavy quark masses m_i are fixed to the values

$$m_c = 1.5 \text{ GeV}, m_b = 5 \text{ GeV}, \quad (13)$$

in the constituent quark model [60]. In the end, the mass

TABLE II. Masses and errors of heavy mesons used for extracting the parameters. The values of the first four mesons are extracted from Refs. [61].

Mass (MeV)	η_c	J/ψ	η_b	Υ	B_c [59]	B_c^* [59]
m	2983.9	3096.9	9398.7	9460.3	6276	6331
Δm	0.4	0.006	2	0.26	7	7

formulae for extracting parameters are

$$M_0 = \sum_{i=c,b} m_i + \sum_{i,j=c,b} \left[\frac{-16}{3} \mathcal{A}_{ij} + \frac{4\mathcal{B}_{ij}}{m_i m_j} \right], \quad (14)$$

$$M_1 = \sum_{i=c,b} m_i + \sum_{i,j=c,b} \left[\frac{-16}{3} \mathcal{A}_{ij} + \frac{-4}{3} \frac{\mathcal{B}_{ij}}{m_i m_j} \right], \quad (15)$$

where M_0 and M_1 are the masses of the pseudoscalar and vector meson, respectively. With Eqs. (14-15), the parameters \mathcal{A}_{ij} and \mathcal{B}_{ij} can be obtained and listed in Table III. Before proceeding, we also check the applicability of our framework by applying to triply heavy baryon systems. In the same framework, we obtain the mass formulae

$$M_{\frac{1}{2}} = 2m_Q + m_{Q'} - \frac{8}{3} (2\mathcal{A}_{QQ'} + \mathcal{A}_{QQ}) + \left(-\frac{8}{3} \right) \left(\frac{\mathcal{B}_{QQ}}{4m_Q^2} - \frac{\mathcal{B}_{QQ'}}{m_Q m_{Q'}} \right) \quad (16)$$

$$M_{\frac{3}{2}} = 2m_Q + m_{Q'} - \frac{8}{3} (2\mathcal{A}_{QQ'} + \mathcal{A}_{QQ}) + \left(-\frac{8}{3} \right) \frac{1}{4} \left(\frac{\mathcal{B}_{QQ}}{m_Q^2} + \frac{2\mathcal{B}_{QQ'}}{m_Q m_{Q'}} \right) \quad (17)$$

for $J = \frac{1}{2}, \frac{3}{2}$ QQQ' heavy baryons and

$$M_{\frac{3}{2}} = 3m_Q - \frac{8}{3} \left(3\mathcal{A}_{QQ} + \frac{3}{4} \frac{\mathcal{B}_{QQ}}{m_Q^2} \right) \quad (18)$$

for $J = \frac{3}{2}$ QQQ heavy baryons. With the extracted parameters, we obtain the masses of the $\Omega_{ccb}^{(*)}$, $\Omega_{bbc}^{(*)}$, Ω_{ccc}^*

and Ω_{bbb}^* and compare with the predicted results by lattice QCD simulation [62–64] as shown in Fig. 1. From Fig. 1, one can see that the masses of triply heavy baryons are very close to results given by lattice QCD, which indicates the applicability of our framework.

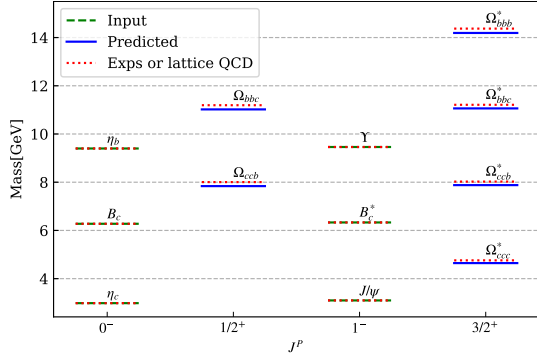


FIG. 1. The comparison of normal heavy hadrons with the predicted values from our framework. The red dotted lines are results from either PDG or lattice QCD group. The green dashed and blue solid lines are our inputs and predictions, respectively. The values of J/ψ , η_c , Υ and η_b masses are from PDG[61]. Those of $B_c^{(*)}$, $\Omega_{bbc}^{(*)}$ and $\Omega_{ccb}^{(*)}$ are from Ref. [64]. The masses of Ω_{bbb}^* and Ω_{ccc}^* are from Ref. [62] and Ref. [63], respectively.

NUMERICAL RESULTS AND DISCUSSIONS

Mass spectra of fully heavy tetraquark system with the non-relativistic parametrization

With all the parameters extracted from the S -wave ground pseudoscalar and vector heavy mesons, one can obtain the matrix elements of Hamiltonian, i.e., Eq. (1) in the bases listed in Table I. The numerical matrixes of Hamiltonian for various systems can be found in the appendix. After diagonalizing Hamiltonian, one can obtain the mass spectra and eigenvectors which can be found in the appendix. To get an intuitive impression of the bare tetraquarks, we also plot the mass spectra of $cc\bar{c}\bar{c}$, $bb\bar{b}\bar{b}$, $bc\bar{b}\bar{c}$ and their potential hidden charm decay channels in Fig. 2. One can see that most of them are above the lowest allowed decay channels and are expected to illustrate themselves as broader structures. However, this expectation might be invaded due to the couplings of the decay channels as discussed below.

Partial decay width of bare fully heavy tetraquarks

As discussed in the above section, most of the bare fully heavy tetraquarks are above their lowest allowed hidden charm/bottom decay channels [16–29, 65–69]. As

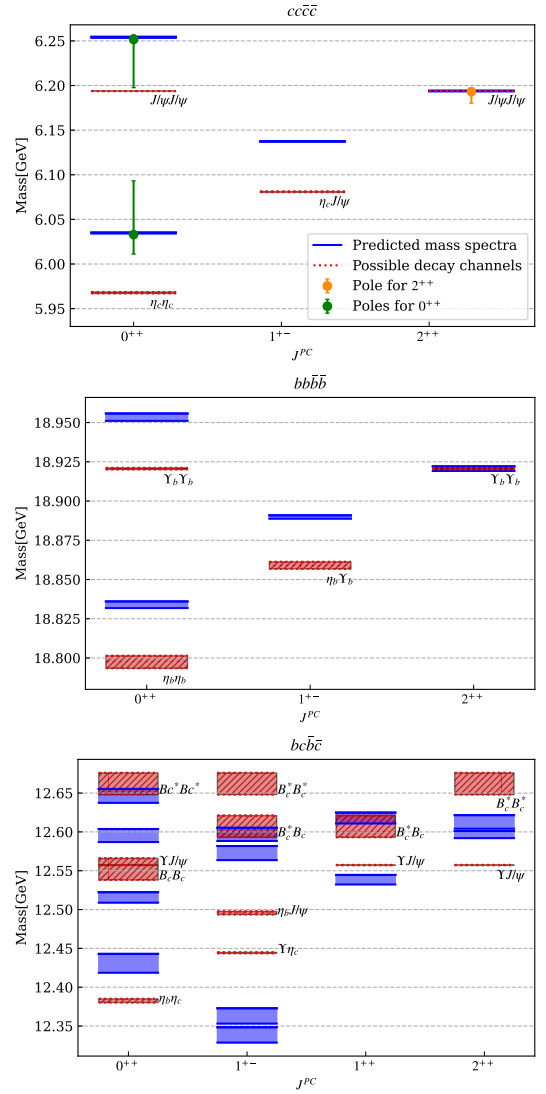


FIG. 2. Mass spectra (blue solid boxes) of $cc\bar{c}\bar{c}$, $bb\bar{b}\bar{b}$ and $bc\bar{b}\bar{c}$ tetraquarks for different J^{PC} s and their potential hidden charm decay channels (red dashed boxes). The bands are uncertainties either from the framework or the experimental data. The green and yellow points are the poles after the coupled channel effect, which will be discussed in the next sections. The errors inherit from the experimental data.

the result, we will discuss their partial widths of hidden charm/bottom channels. As our framework considers all the possible two-body interactions among the four constituents, the $Q_1Q_2 \otimes Q_3Q_4$ base is equal to the $Q_1\bar{Q}_3 \otimes Q_2\bar{Q}_4$ (or $Q_1\bar{Q}_4 \otimes Q_2\bar{Q}_3$) base. These two bases can be transformed to each other by Fierz rearrange-

TABLE III. The values and errors of the parameters \mathcal{A}_{ij} and \mathcal{B}_{ij} in this work.

Parameters	$\mathcal{A}_{QQ'(\prime)}[\text{GeV}]$			$\mathcal{B}_{QQ'(\prime)}[\text{GeV}]^3$		
	\mathcal{A}_{cc}	\mathcal{A}_{bb}	\mathcal{A}_{cb}	\mathcal{B}_{cc}	\mathcal{B}_{bb}	\mathcal{B}_{cb}
Value	-0.01287	0.10408	0.03427	-0.04767	-0.28875	-0.07734
Error	2×10^{-5}	10^{-4}	1.04×10^{-3}	2.1×10^{-4}	9.45×10^{-3}	1.392×10^{-2}

ment [70–72]

$$\begin{aligned}
|\{cc\}_0^6\{\bar{c}\bar{c}\}_0^6\rangle_0^1 &= \frac{1}{2\sqrt{3}} |\{c\bar{c}\}_0^8\{c\bar{c}\}_0^8\rangle_0^1 + \frac{1}{2} |[c\bar{c}]_1^8[c\bar{c}]_1^8\rangle_0^1 \\
&\quad + \sqrt{\frac{1}{6}} |[c\bar{c}]_0^1[c\bar{c}]_0^1\rangle_0^1 + \sqrt{\frac{1}{2}} |\{c\bar{c}\}_1^1\{c\bar{c}\}_1^1\rangle_0^1, \\
|\{cc\}_1^3\{\bar{c}\bar{c}\}_1^3\rangle_0^1 &= -\sqrt{\frac{1}{2}} |\{c\bar{c}\}_0^8\{c\bar{c}\}_0^8\rangle_0^1 + \sqrt{\frac{1}{6}} |[c\bar{c}]_1^8[c\bar{c}]_1^8\rangle_0^1 \\
&\quad + \frac{1}{2} |[c\bar{c}]_0^1[c\bar{c}]_0^1\rangle_0^1 - \frac{1}{2\sqrt{3}} |\{c\bar{c}\}_1^1\{c\bar{c}\}_1^1\rangle_0^1, \\
|\{cc\}_1^3\{\bar{c}\bar{c}\}_1^3\rangle_1^1 &= -\sqrt{\frac{1}{3}} |\{c\bar{c}\}_0^8\{c\bar{c}\}_1^8\rangle_1^1 - \sqrt{\frac{1}{3}} |[c\bar{c}]_1^8\{c\bar{c}\}_0^8\rangle_1^1 \\
&\quad + \sqrt{\frac{1}{6}} |[c\bar{c}]_1^1\{c\bar{c}\}_0^1\rangle_1^1 + \sqrt{\frac{1}{6}} |\{c\bar{c}\}_0^1[c\bar{c}]_1^1\rangle_1^1, \\
|\{cc\}_1^3\{\bar{c}\bar{c}\}_1^3\rangle_2^1 &= \sqrt{\frac{1}{3}} |\{c\bar{c}\}_1^1\{c\bar{c}\}_1^1\rangle_2^1 - \sqrt{\frac{2}{3}} |[c\bar{c}]_1^8[c\bar{c}]_1^8\rangle_2^1.
\end{aligned}$$

Here we use the $cc\bar{c}\bar{c}$ system as an example and the transformation for other systems are analogous. Because the observed hadrons are color singlet, only the $|(c\bar{c})^1(c\bar{c})^1\rangle^1$ components on the right hand side of the above equations contribute to the hidden charm decay channels. Here $(c\bar{c})$ means either $\{c\bar{c}\}$ or $[c\bar{c}]$ which depends on the spin of the $c\bar{c}$ pair. The coefficient of the $|(c\bar{c})_{s_{i1}}^1(c\bar{c})_{s_{i2}}^1\rangle_{J_n^{PC}}$ component is denoted as α_n^i . Here i indicates the allowed two-body charmonium decay channels. s_{i1} and s_{i2} are the

spins of the two $c\bar{c}$ pairs in the i -th channel. The subscript J_n^{PC} means the n -th J^{PC} base. The two physical 0^{++} tetraquarks are a combination of the first two bases with the mixing coefficients listed in the last column Table VII of the appendix. Collect these coefficients into a matrix as

$$\beta = \begin{pmatrix} 0.58 & 0.81 \\ -0.81 & 0.58 \end{pmatrix}. \quad (19)$$

With all the pieces ready, the transition rates of physical tetraquarks to two hidden charmonium channels can be read through the coefficient matrixes

$$\begin{aligned}
\mu(X_{0^{++}}(6035)) &= \left(\sqrt{\frac{1}{6}}\beta_{11} + \frac{1}{2}\beta_{12} \quad \sqrt{\frac{1}{2}}\beta_{11} - \frac{1}{2\sqrt{3}}\beta_{12} \right) \\
\mu(X_{0^{++}}(6254)) &= \left(\sqrt{\frac{1}{6}}\beta_{21} + \frac{1}{2}\beta_{22} \quad \sqrt{\frac{1}{2}}\beta_{21} - \frac{1}{2\sqrt{3}}\beta_{22} \right)
\end{aligned}$$

in the $|[c\bar{c}]_0^1[c\bar{c}]_0^1\rangle_0^1, |\{c\bar{c}\}_1^1\{c\bar{c}\}_1^1\rangle_0^1$ base,

$$\mu(X_{1^{+-}}(6137)) = \left(\sqrt{\frac{1}{6}} \quad \sqrt{\frac{1}{6}} \right)$$

in the $|[c\bar{c}]_1^1\{c\bar{c}\}_0^1\rangle_1^1, |\{c\bar{c}\}_0^1[c\bar{c}]_1^1\rangle_1^1$ base, and

$$\mu(X_{2^{++}}(6194)) = \sqrt{\frac{1}{3}}$$

in the $|\{c\bar{c}\}_1^1\{c\bar{c}\}_1^1\rangle_2^1$ base. By expanding explicitly, one obtains

$$X_{0^{++}}(6035) \sim \left(\sqrt{\frac{1}{6}}\beta_{11} + \frac{1}{2}\beta_{12} \right) |[c\bar{c}]_0^1[c\bar{c}]_0^1\rangle_0^1 + \left(\sqrt{\frac{1}{2}}\beta_{11} - \frac{1}{2\sqrt{3}}\beta_{12} \right) |\{c\bar{c}\}_1^1\{c\bar{c}\}_1^1\rangle_0^1, \quad (20)$$

$$X_{0^{++}}(6254) \sim \left(\sqrt{\frac{1}{6}}\beta_{21} + \frac{1}{2}\beta_{22} \right) |[c\bar{c}]_0^1[c\bar{c}]_0^1\rangle_0^1 + \left(\sqrt{\frac{1}{2}}\beta_{21} - \frac{1}{2\sqrt{3}}\beta_{22} \right) |\{c\bar{c}\}_1^1\{c\bar{c}\}_1^1\rangle_0^1, \quad (21)$$

$$X_{1^{+-}}(6137) \sim \sqrt{\frac{1}{6}} |[c\bar{c}]_1^1\{c\bar{c}\}_0^1\rangle_1^1 + \sqrt{\frac{1}{6}} |\{c\bar{c}\}_0^1[c\bar{c}]_1^1\rangle_1^1, \quad (22)$$

$$X_{2^{++}}(6194) \sim \sqrt{\frac{1}{3}} |\{c\bar{c}\}_1^1\{c\bar{c}\}_1^1\rangle_2^1, \quad (23)$$

with their masses in (\dots) . Here the values in (\dots) are the bare pole masses before the coupled channel effect which will be discussed in the next section. With the

definitons

$$g_{\text{di-}J/\psi} := \langle J/\psi J/\psi | \hat{H}_{\text{strong}} | \{c\bar{c}\}_1^1\{c\bar{c}\}_1^1 \rangle_J, \quad (24)$$

$$g_{\text{di-}\eta_c} := \langle \eta_c \eta_c | \hat{H}_{\text{strong}} | [c\bar{c}]_0^1[c\bar{c}]_0^1 \rangle_J \quad (25)$$

indicating the hadronization process, one can obtain the

relative transition rate to di- J/ψ is

$$\begin{aligned} & |\mathcal{M}(X_{2^{++}}^{\text{di-}J/\psi}(6194))|^2 : |\mathcal{M}(X_{0^{++}}^{\text{di-}J/\psi}(6254))|^2 : |\mathcal{M}(X_{0^{++}}^{\text{di-}J/\psi}(6035))|^2 \\ &= \frac{1}{3} g_{\text{di-}J/\psi}^2 : \left(\sqrt{\frac{1}{2}} \beta_{21} - \frac{1}{2\sqrt{3}} \beta_{22} \right)^2 g_{\text{di-}J/\psi}^2 : \left(\sqrt{\frac{1}{2}} \beta_{11} - \frac{1}{2\sqrt{3}} \beta_{12} \right)^2 g_{\text{di-}J/\psi}^2 \sim 33 : 55 : 3 \end{aligned} \quad (26)$$

and that to di- η_c is

$$\begin{aligned} & |\mathcal{M}(X_{0^{++}}^{\text{di-}\eta_c}(6254))|^2 : |\mathcal{M}(X_{0^{++}}^{\text{di-}\eta_c}(6035))|^2 \\ &= \left(\sqrt{\frac{1}{6}} \beta_{21} + \frac{1}{2} \beta_{22} \right)^2 g_{\text{di-}\eta_c}^2 : \left(\sqrt{\frac{1}{6}} \beta_{11} + \frac{1}{2} \beta_{12} \right)^2 g_{\text{di-}\eta_c}^2 \sim 0 : 41. \end{aligned} \quad (27)$$

Although the hadronization parameters does not play a role here, it will when the coupled channel effect is included. Considering the S -wave phase space

$$\text{P.S.} = \frac{1}{8\pi} \frac{|\mathbf{p}|}{M^2} \quad (28)$$

with $|\mathbf{p}|$ the three momentum of the final particle in the rest frame of the decaying tetraquark, the ratio to di- η_c becomes 1 : 127. It means that the lower $X_{0^{++}}(6035)$ should be more significant in di- η_c channel, which is also the case after the coupled channel effect. After inclusion of the S -wave phase space, only the $X_{0^{++}}(6254)$ is allowed to decay into di- J/ψ and would be expected to be significant in the di- J/ψ line shape. The values for other systems can be found in the appendix.

Coupled channel effect to two hidden charmonium channels

From Eqs. (20),(21),(22),(23) and Eqs. (24),(25) one also can obtain the potentials between two hidden charmonium channels via bare tetraquark poles in the above subsection. As the allowed C-parity of di- J/ψ system is positive, only the 0^{++} and 2^{++} quantum numbers could explain the structure in experiment [12]. For the 0^{++} channel, we consider the $\eta_c \eta_c$, $J/\psi J/\psi$, $J/\psi \psi'$, $J/\psi \psi(3770)$ channels. The inclusion of the latter two is because the significant changes in the line shape. The corresponding 0^{++} potential reads as

$$V_{ij}^{0^{++}}(E) = \sum_{n=1,2} \sum_{\alpha,\beta=1,2} \frac{\mu_n^\alpha \mu_n^\beta g_i^\alpha g_j^\beta}{E - E_{n0}} \quad (29)$$

with E_{10} and E_{20} the masses of bare compact fully heavy tetraquarks $X_{0^{++}}(6035)$ and $X_{0^{++}}(6254)$, respectively.

μ_n^α is the coefficient of the $[[c\bar{c}]_0^1 [c\bar{c}]_0^1]_0^1$, $\{[c\bar{c}]_1^1 \{c\bar{c}\}_1^1\}_0^1$ components of the n -th compact tetraquarks. g_i^α represents the α -th component hadronization to the i -th channel (analogous to Eqs. (24),(25)). For the 2^{++} channel, we have $J/\psi J/\psi$, $J/\psi \psi'$, $J/\psi \psi(3770)$ channels and the corresponding potential can be obtained analogous to Eq.(29).

TABLE IV. The values of the parameters extracted from the fit. The errors are from the experimental uncertainties. The subscripts are for the corresponding channels.

parameters	0^{++}	2^{++}
$U_{\eta_c \eta_c}^{JPC}$	-572.92 ± 912.33	–
$U_{J/\psi J/\psi}^J$	7.53 ± 3.87	30.67 ± 1.93
$U_{J/\psi \psi'}^{JPC}$	34447.71 ± 4145.37	39111.96 ± 6605.72
$U_{J/\psi \psi''}^{JPC}$	-37513.64 ± 4035.80	-51446.38 ± 7192.27
$g_{J/\psi J/\psi}$	0.989 ± 0.03	
$g_{\eta_c \eta_c}$	0.924 ± 0.03	
$g_{J/\psi \psi'}$	0.177 ± 0.02	
$g_{J/\psi \psi''}$	0.134 ± 0.01	

The two-body propagator for the i -th channel is

$$\begin{aligned} G_i(E) = & \frac{1}{16\pi^2} \left\{ a(\mu) + \log \frac{m_{i1}^2}{\mu^2} + \frac{m_{i2}^2 - m_{i1}^2 + s}{2s} \log \frac{m_{i2}^2}{m_{i1}^2} \right. \\ & + \frac{k}{E} \left[\log(2k_i E + s + \Delta_i) + \log(2k_i E + s - \Delta_i) \right. \\ & \left. \left. - \log(2k_i E - s + \Delta_i) - \log(2k_i E - s - \Delta_i) \right] \right\} \quad (30) \end{aligned}$$

where $s = E^2$, m_{i1} and m_{i2} are the particle masses in the i th channel, $\Delta_i = m_{i1}^2 - m_{i2}^2$, $k_i = \lambda^{1/2}(E^2, m_{i1}^2, m_{i2}^2)/2E$. Here the dimensional regularization is used to regularize the ultra-divergence and we take $a(\mu) = -3$, $\mu = 1\text{GeV}$. The physical scattering T

TABLE V. The pole positions of the 0^{++} and 2^{++} channels comparing with the bare tetraquark masses in the bracket. The errors of pole positions inherit from the experimental errors of the di- J/ψ invariant mass distribution.

	0^{++}	2^{++}
Poles (MeV)	$6251.65_{-54}^{+5} + 1.47_{-1.12}^{+0.06}i$ (6254 $_{-0.57}^{+0.57}$)	$6192.46_{-12.56}^{+1.23}$ (6193.8 $_{-0.35}^{+0.35}$)
	$6032.96_{-21.82}^{+60.16} + 1.036_{-0.31}^{+0.60}i$ (6034.72 $_{-0.52}^{+0.52}$)	

matrix can be obtained by solving Lippmann Schwinger Equation

$$T = V + VGT. \quad (31)$$

The physical production amplitude of double J/ψ is

$$P_2^{0^{++}} = U_2^{0^{++}} + U_1^{0^{++}} G_1 T_{12} + U_2^{0^{++}} G_2 T_{22} + U_3^{0^{++}} G_3 T_{32} + U_4^{0^{++}} G_4 T_{42} \quad (32)$$

where $U_i^{0^{++}}$ stands for the bare production amplitude for the i -th channel with $J^{PC} = 0^{++}$. Notice that the channels $\eta_c \eta_c$, $J/\psi J/\psi$, $J\psi\psi'$ and $J\psi\psi(3770)$ are ordered by their thresholds. Analogously, the physical production amplitude of di- J/ψ for the 2^{++} state is

$$P_1^{2^{++}} = U_1^{2^{++}} + U_1^{2^{++}} G_1 T_{11} + U_2^{2^{++}} G_2 T_{21} + U_3^{2^{++}} G_3 T_{31}.$$

Here, G_i represents the two-loop function of $J/\psi J/\psi$, $J\psi\psi'$ and $J\psi\psi(3770)$ and $U_i^{2^{++}}$ stands for the bare production amplitude for the i -th channel with $J^{PC} = 2^{++}$. We adopt the S -wave phase space factor

$$\rho(E) = \frac{|\mathbf{k}|}{8\pi E}. \quad (33)$$

with $|\mathbf{k}|$ the three momentum of the particle in the center-of-rest frame. similar to Refs [48]. The final fit function is

$$\left(|P_2^{0^{++}}|^2 + |P_1^{2^{++}}|^2 \right) \rho(E). \quad (34)$$

The fitted di- J/ψ invariant mass distribution comparing to the experimental data is shown in Fig. 3, with the fitted parameters in Table IV. From the figure, one can see a significant structure around 6.25 GeV which might stem from the shifted $X_{0^{++}}$ (6254). This structure could be seen when the experimental statistic increases and can be viewed as a strong evidence of the compact fully heavy tetraquarks. The structure around 6.9 GeV demonstrates itself as a cusp effect from the $J/\psi\psi(3770)$ channel. As stated in above section, the bare $X_{0^{++}}$ (6035) strongly couples to the di- η_c channel and will demonstrate itself in this channel. In addition, even after the coupled channel effect, the shift of this bare state is marginal. That means the results for the bare pole almost survive and the $X_{0^{++}}$ (6035) will also show a significant peak structure in the di- η_c spectrum,

which is a key physical observable for the nature of the fully heavy tetraquark. For the further measurement in experiment, the di- η_c line shape is presented in Fig. 5 without any background.

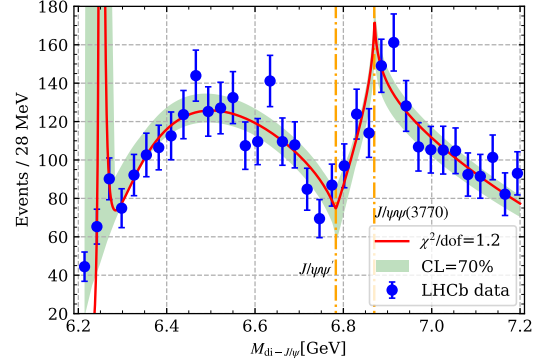


FIG. 3. The fitted result (red solid curve) comparing to the experimental data [12]. The band is the error with 70% confidence level. The two orange vertical lines are the $J/\psi\psi'$ and the $J/\psi\psi(3770)$ thresholds.

To further check this understanding, the pole positions of the corresponding S -matrix are extracted and shown in Table V comparing to the bare pole masses ¹. One can see that the shift of the pole positions to the bare masses are tiny which indicates that the physical states are dominated by compact tetraquarks. We do not find a pole around 6.9 GeV which indicates the structure is only the cusp effect from the $J/\psi\psi(3770)$ channel. One can also see a dip structure in Fig. 3 around the $J/\psi\psi'$

¹ The pole positions have also been extracted in Refs. [48–50] based on the molecular picture, which might have different quantum numbers comparing with the compact ones here. As the result, the comparison with their results are not presented.

threshold. The pole positions with the parameters within 70% confidence level are shown in Fig. 4. The two 0^{++} tetraquarks behave as two resonances above the $\text{di-}\eta_c$ and $\text{di-}J/\psi$ threshold, respectively. The 2^{++} state is a bound state below the $\text{di-}J/\psi$ threshold. The positions of these three states are listed in Table V comparing with the bare pole masses. In addition, the nature of full-

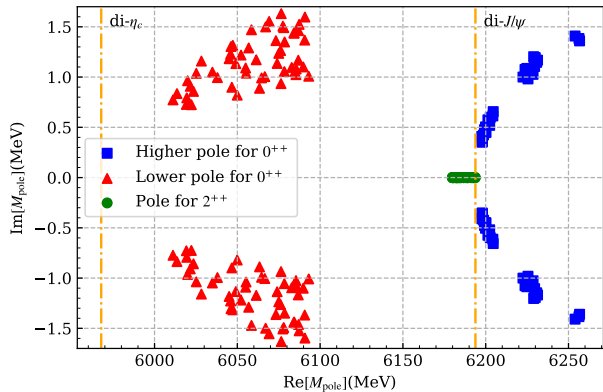


FIG. 4. Pole positions of the 0^{++} (red triangles and blue boxes for the lower and higher ones, respectively) and 2^{++} (green circles) channels with parameters in 70% confidence level. The yellow dashed vertical lines are the $\text{di-}\eta_c$ and $\text{di-}J/\psi$ channels, respectively.

charm tetraquark states can also be obtained by estimating their compositeness $\bar{X}_A = 1 - \bar{Z}_A$ [48, 56] with $\bar{Z}_A = 1$ for molecules and $\bar{Z}_A = 0$ for compact states, respectively. This idea was proposed by Weinberge in 1963 for bound states [73] and extended to virtual states and resonances [56, 74] recently. Practically, the $\text{di-}J/\psi$ to $\text{di-}J/\psi$ scattering amplitude can be parametrized in the effective range expansion

$$T(k) = -8\pi\sqrt{s} \left[\frac{1}{a_0} + \frac{1}{2}r_0k^2 - ik + \mathcal{O}(k^4) \right]^{-1}, \quad (35)$$

with a_0 , r_0 the scattering length and effective range, respectively. k is the three momentum of the J/ψ in the $\text{di-}J/\psi$ center-of-mass frame. By comparing with the physical scattering amplitude, one can extract the S-wave scattering length a_0 and the effective range r_0 . Furthermore, one can obtain the compositeness [56]

$$\bar{X}_A = \frac{1}{\sqrt{1 + 2|r_0/a_0|}}. \quad (36)$$

The results are collected in Table VI. The absolute values of effective range are much larger than those of the scattering lengths for both 0^{++} and 2^{++} channels. That indicates that compact tetraquarks are the dominant contributions which can also be understood by the large values of \bar{Z}_A in Table VI. This behavior has also been explained by the frame with the so-called Castillejo-Dalitz-Dyson (CDD) pole [50, 75, 76], which state that the scattering

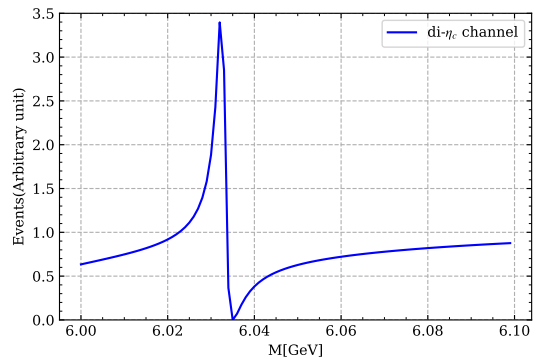


FIG. 5. Prediction of the $\text{di-}\eta_c$ lineshape.

length a_0 and effective range r_0 should be linearly and quadratically inversely proportional to the distance between the CDD pole M_{CDD} and the relevant threshold $m_{\text{thr.}}$, respectively, i.e.

$$a_0 \propto M_{\text{CDD}} - m_{\text{thr.}}, \quad r_0 \propto (M_{\text{CDD}} - m_{\text{thr.}})^{-2}. \quad (37)$$

TABLE VI. The scattering length a_0 , effective range r_0 in the $\text{di-}J/\psi$ channel as well as the corresponding compositeness \bar{X}_A and wave function renormalization constants \bar{Z}_A for the 0^{++} and 2^{++} channels. The errors are from the uncertainties of the experimental data.

	0^{++}	2^{++}
a_0 (fm)	$0.012^{+3.129}_{-5.142}$	$-0.280^{+0.443}_{-2.397}$
r_0 (fm)	$-37.966^{+4.010}_{-4.882}$	$-60.803^{+1.532}_{-15.222}$
\bar{X}_A	$0.013^{+0.241}_{-0.003}$	$0.048^{+0.095}_{-0.042}$
\bar{Z}_A	$0.987^{+0.003}_{-0.241}$	$0.952^{+0.042}_{-0.095}$

To get a whole picture of the fully heavy tetraquark system, we compare our results with those presented in Refs [16, 26–29, 46, 66, 69, 77] in the compact tetraquark picture. Fig. 6 are the comparison of the spectra from these works. For the full-charm tetraquark system $cc\bar{c}\bar{c}$, the spectra has been obtained with parameterization scheme in Refs. [27, 28, 66] and our work, Gaussian expansion method (GEM) [78] in Refs [16, 26, 29, 46] and QCD sum rules in Refs. [69, 77]. The masses of fully charm tetraquarks mostly fall in the interval [6.2, 6.8]GeV, which are in a good agreement with the range of mass for broad structure investigated by LHCb [12]. In Ref. [28], the mass splitting is dominated only by spin interaction. Refs. [6, 20, 66] further include the chromoelectro and chromomagnetic interaction and find that these two kinds of interaction cannot be neglected to obtain the correct spectrum. Among them, our method is similar to that in Ref. [27] and our results should be consistent with each other. However, one can see a deviation from Fig. 6, which could stem from the different methods of extracting the parameters. Our framework is under non-relativistic approxi-

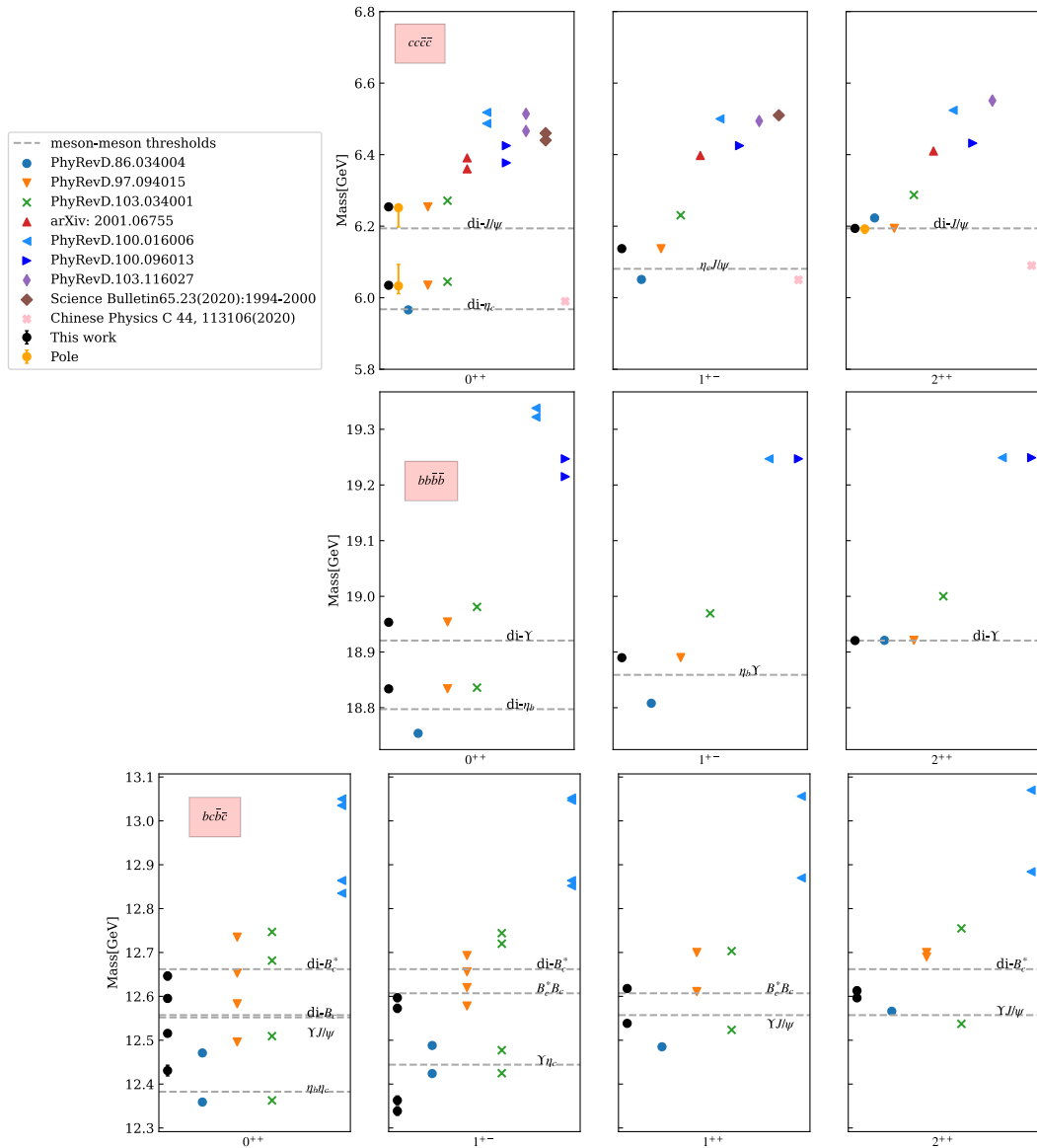


FIG. 6. Comparison of the fully heavy tetraquark spectra (in units of GeV) with other works [16, 26–29, 32, 35, 36, 38, 41, 46, 66, 69, 77]. The black circles are for the compact fully heavy tetraquarks. The yellow circles in the $cc\bar{c}\bar{c}$ spectra are the pole positions. The gray dashed lines are for the thresholds of potential two-charmonium decay channels.

mation and the kinematic terms have been ignored comparing with the heavy quark mass terms and chromoelectro/chromomagnetic interaction. For Refs. [27, 79] both the light meson and heavy meson masses are used to extract the parameters, which is the reason for the deviation. The spectra can also be obtained by solving Schrödinger equation numerically with the variational method [16, 26, 29, 46], which can only give the upper limits of the system. It is the reason why the masses with the variational method is much larger than those with the parameterization ones [27, 79] and ours. QCD sum rule can also be used to obtain the spectra [69, 77] of fully heavy system. Ref [69] concludes that the broad structure around 6.2-6.8GeV and $X(6900)$ is an S -wave

and a P -wave full-charm tetraquark states, respectively. On the contrary, Ref. [77] shows that the broad structure is the first radial excited state of $cc\bar{c}\bar{c}$ tetraquark and the $X(6900)$ is the second radial excited state of $cc\bar{c}\bar{c}$ tetraquark.

SUMMARY

In this work, we first extract the internal structure of the fully heavy tetraquarks directly from the experimental data, within the compact tetraquark picture. The bare pole masses are obtained from the parameterization with both chromoelectro and chromomagnetic interac-

tions. For the S -wave ground states, the spacial wave function is trivial and their overlapping can be neglected. The rest parameters are extracted from the masses of the S -wave ground heavy mesons, i.e. the J/ψ , η_c , $\Upsilon(1S)$, $\eta_b(1S)$, B_c and B_c^* . Most of the bare masses are above the lowest allowed two-heavy-quarkonium decay channels. However, it does not mean that all of them could exhibit themselves as broader structures in the lineshape. For an illustration, although the $X_{0^{++}}(6035)$ mass is smaller than the $X_{0^{++}}(6254)$, its transition to the di- η_c channel is much larger than that of the $X_{0^{++}}(6254)$. This makes the $X_{0^{++}}(6035)$ more significant in the di- η_c lineshape even after the coupled channel effect. This is an unique feature which can distinguish compact $cc\bar{c}\bar{c}$ tetraquark from the loosely hadronic molecule. After fit to the di- J/ψ lineshape, we find that the $X(6900)$ reported by LHCb is only a cusp effect from the $J/\psi\psi(3770)$ channel. In addition, there is also a cusp effect slightly below 6.8 GeV stemming from the $J/\psi\psi'$ channel. The two 0^{++} tetraquarks behave as two resonances above the di- η_c and di- J/ψ threshold, respectively. The 2^{++} state is a bound state below the di- J/ψ threshold. Studying the lineshape from the compact tetraquark picture and comparing with those from the molecular picture can tell how much we have learnt from the experimental data and where we should go.

Acknowledgements Discussions with Qifang lü, Xianhui Zhong are acknowledged. This work is partly supported by Guangdong Major Project of Basic and Applied Basic Research No. 2020B0301030008, the National Natural Science Foundation of China with Grant No. 12035007, Science and Technology Program of Guangzhou No. 2019050001, Guangdong Provincial funding with Grant No. 2019QN01X172. Q.W. is also supported by the NSFC and the Deutsche Forschungsgemeinschaft (DFG, German Research Foundation) through the funds provided to the Sino-German Collaborative Research Center TRR110 ‘‘Symmetries and the Emergence of Structure in QCD’’ (NSFC Grant No. 12070131001, DFG Project-ID 196253076-TRR 110).

Several huge tables

Several huge tables are collected in this appendix.

-
- * zejian.zhuang@m.scnu.edu.cn
† zhangying@m.scnu.edu.cn
‡ yuanzhuoma@m.scnu.edu.cn
§ qianwang@m.scnu.edu.cn, Corresponding author
- [1] H. X. Chen, W. Chen, X. Liu and S. L. Zhu, Phys. Rept. **639**, 1-121 (2016) [arXiv:1601.02092 [hep-ph]].
 - [2] H. X. Chen, W. Chen, X. Liu, Y. R. Liu and S. L. Zhu, Rept. Prog. Phys. **80**, no.7, 076201 (2017) [arXiv:1609.08928 [hep-ph]].
 - [3] Y. Dong, A. Faessler and V. E. Lyubovitskij, Prog. Part. Nucl. Phys. **94**, 282-310 (2017)
 - [4] R. F. Lebed, R. E. Mitchell and E. S. Swanson, Prog. Part. Nucl. Phys. **93**, 143-194 (2017) [arXiv:1610.04528 [hep-ph]].
 - [5] F. K. Guo, C. Hanhart, U.-G. Meißner, Q. Wang, Q. Zhao and B. S. Zou, Rev. Mod. Phys. **90**, no.1, 015004 (2018) [arXiv:1705.00141 [hep-ph]].
 - [6] Y. R. Liu, H. X. Chen, W. Chen, X. Liu and S. L. Zhu, Prog. Part. Nucl. Phys. **107**, 237-320 (2019) [arXiv:1903.11976 [hep-ph]].
 - [7] R. M. Albuquerque, J. M. Dias, K. P. Khemchandani, A. Martínez Torres, F. S. Navarra, M. Nielsen and C. M. Zanetti, J. Phys. G **46**, no.9, 093002 (2019) [arXiv:1812.08207 [hep-ph]].
 - [8] Y. Yamaguchi, A. Hosaka, S. Takeuchi and M. Takizawa, J. Phys. G **47**, no.5, 053001 (2020) [arXiv:1908.08790 [hep-ph]].
 - [9] F. K. Guo, X. H. Liu and S. Sakai, Prog. Part. Nucl. Phys. **112**, 103757 (2020) [arXiv:1912.07030 [hep-ph]].
 - [10] N. Brambilla, S. Eidelman, C. Hanhart, A. Nefediev, C. P. Shen, C. E. Thomas, A. Vairo and C. Z. Yuan, Phys. Rept. **873**, 1-154 (2020) [arXiv:1907.07583 [hep-ex]].
 - [11] R. Aaij *et al.* [LHCb], JHEP **10**, 086 (2018) [arXiv:1806.09707 [hep-ex]].
 - [12] R. Aaij *et al.* [LHCb], Sci. Bull. **65**, no.23, 1983-1993 (2020) [arXiv:2006.16957 [hep-ex]].
 - [13] A. M. Sirunyan *et al.* [CMS], Phys. Lett. B **808**, 135578 (2020) [arXiv:2002.06393 [hep-ex]].
 - [14] Y. Iwasaki, Prog. Theor. Phys. **54**, 492 (1975)
 - [15] K. T. Chao, Z. Phys. C **7**, 317 (1981)
 - [16] Z. Zhao, K. Xu, A. Kaewsnod, X. Liu, A. Limphirat and Y. Yan, Phys. Rev. D **103**, no.11, 116027 (2021) [arXiv:2012.15554 [hep-ph]].
 - [17] R. N. Faustov, V. O. Galkin and E. M. Savchenko, Universe **7**, no.4, 94 (2021) [arXiv:2103.01763 [hep-ph]].
 - [18] Q. F. Lü, D. Y. Chen and Y. B. Dong, Eur. Phys. J. C **80**, no.9, 871 (2020) [arXiv:2006.14445 [hep-ph]].
 - [19] M. Karliner, S. Nussinov and J. L. Rosner, Phys. Rev. D **95**, no.3, 034011 (2017) [arXiv:1611.00348 [hep-ph]].
 - [20] C. Deng, H. Chen and J. Ping, Phys. Rev. D **103**, no.1, 014001 (2021) [arXiv:2003.05154 [hep-ph]].
 - [21] W. Chen, H. X. Chen, X. Liu, T. G. Steele and S. L. Zhu, Phys. Lett. B **773**, 247-251 (2017) [arXiv:1605.01647 [hep-ph]].

TABLE VII. The Hamiltonian (the third column) in the bases listed in Table I, predicted mass spectra (the forth and fifth columns) for the $cc\bar{c}\bar{c}$, $bb\bar{b}\bar{b}$ and $bc\bar{b}\bar{c}$ tetraquarks with various J^{PC} 's as well as their corresponding eigenvectors (the last column).

J^{PC}	Tetraquark	$H[\text{MeV}]$	Mass[MeV]	Error[MeV]	Eigenvector
0^{++}	$cc\bar{c}\bar{c}$	$\begin{bmatrix} 6179.68 & -103.80 \\ -103.80 & 6109.05 \end{bmatrix}$	$\begin{bmatrix} 6034.72 \\ 6254.00 \end{bmatrix}$	$\begin{bmatrix} 0.52 \\ 0.57 \end{bmatrix}$	$\begin{bmatrix} 0.58 & 0.81 \\ -0.81 & 0.58 \end{bmatrix}$
	$bb\bar{b}\bar{b}$	$\begin{bmatrix} 18912.91 & -56.58 \\ -56.58 & 18874.41 \end{bmatrix}$	$\begin{bmatrix} 18833.90 \\ 18953.43 \end{bmatrix}$	$\begin{bmatrix} 2.12 \\ 2.34 \end{bmatrix}$	$\begin{bmatrix} 0.58 & 0.81 \\ -0.81 & 0.58 \end{bmatrix}$
	$bc\bar{b}\bar{c}$	$\begin{bmatrix} 12463.09 & 0 & 0 & -65.36 \\ 0 & 12579.53 & -65.36 & 0 \\ 0 & -65.36 & 12582.44 & 0 \\ -65.36 & 0 & 0 & 12563.01 \end{bmatrix}$	$\begin{bmatrix} 12515.61 \\ 12646.36 \\ 12430.79 \\ 12595.32 \end{bmatrix}$	$\begin{bmatrix} 6.75 \\ 8.94 \\ 12.14 \\ 8.41 \end{bmatrix}$	$\begin{bmatrix} 0 & 0.71 & 0.70 & 0 \\ 0 & -0.70 & 0.71 & 0 \\ 0.90 & 0 & 0 & 0.44 \\ -0.44 & 0 & 0 & 0.90 \end{bmatrix}$
1^{+-}	$cc\bar{c}\bar{c}$	$\begin{bmatrix} 6137.30 \end{bmatrix}$	$\begin{bmatrix} 6137.30 \end{bmatrix}$	$\begin{bmatrix} 0.25 \end{bmatrix}$	$\begin{bmatrix} 1 \end{bmatrix}$
	$bb\bar{b}\bar{b}$	$\begin{bmatrix} 18889.81 \end{bmatrix}$	$\begin{bmatrix} 18889.81 \end{bmatrix}$	$\begin{bmatrix} 1.07 \end{bmatrix}$	$\begin{bmatrix} 1 \end{bmatrix}$
	$bc\bar{b}\bar{c}$	$\begin{bmatrix} 12338.56 & 0 & 0 & 0 \\ 0 & 12369.28 & 0 & -37.73 \\ 0 & 0 & 12572.73 & 0 \\ 0 & -37.73 & 0 & 12590.51 \end{bmatrix}$	$\begin{bmatrix} 12363.02 \\ 12596.77 \\ 12338.56 \\ 12572.72 \end{bmatrix}$	$\begin{bmatrix} 9.88 \\ 8.49 \\ 9.87 \\ 9.10 \end{bmatrix}$	$\begin{bmatrix} 0 & 0.99 & 0 & 0.16 \\ 0 & -0.16 & 0 & 0.99 \\ 1 & 0 & 0 & 0 \\ 0 & 0 & 1 & 0 \end{bmatrix}$
1^{++}	$bc\bar{b}\bar{c}$	$\begin{bmatrix} 12565.78 & 37.73 \\ 37.73 & 12590.51 \end{bmatrix}$	$\begin{bmatrix} 12538.44 \\ 12617.85 \end{bmatrix}$	$\begin{bmatrix} 6.14 \\ 7.00 \end{bmatrix}$	$\begin{bmatrix} -0.81 & 0.59 \\ 0.59 & 0.81 \end{bmatrix}$
2^{++}	$cc\bar{c}\bar{c}$	$\begin{bmatrix} 6193.80 \end{bmatrix}$	$\begin{bmatrix} 6193.80 \end{bmatrix}$	$\begin{bmatrix} 0.35 \end{bmatrix}$	$\begin{bmatrix} 1 \end{bmatrix}$
	$bb\bar{b}\bar{b}$	$\begin{bmatrix} 18920.61 \end{bmatrix}$	$\begin{bmatrix} 18920.61 \end{bmatrix}$	$\begin{bmatrix} 1.47 \end{bmatrix}$	$\begin{bmatrix} 1 \end{bmatrix}$
	$bc\bar{b}\bar{c}$	$\begin{bmatrix} 12596.50 & 0 \\ 0 & 12612.83 \end{bmatrix}$	$\begin{bmatrix} 12596.50 \\ 12612.83 \end{bmatrix}$	$\begin{bmatrix} 4.57 \\ 8.71 \end{bmatrix}$	$\begin{bmatrix} 1 & 0 \\ 0 & 1 \end{bmatrix}$

TABLE VIII. The overlaps between a tetraquark state and its possible decay channels

J^{PC}	Tetraquark	$c\bar{c} \otimes c\bar{c}$			$b\bar{b} \otimes b\bar{b}$			
		$\eta_c\eta_c$	$J/\psi J/\psi$	$\eta_c J/\psi$	Tetraquark	$\eta_b\eta_b$	$\Upsilon\Upsilon$	$\eta_b\Upsilon$
0^{++}	$X_{cc\bar{c}\bar{c}}^{0^{++}}$ (6035)	0.644	—	—	$X_{bb\bar{b}\bar{b}}^{0^{++}}$ (18834)	0.644	—	—
	$X_{cc\bar{c}\bar{c}}^{0^{++}}$ (6254)	0.041	-0.743	—	$X_{bb\bar{b}\bar{b}}^{0^{++}}$ (18953)	0.041	-0.743	—
1^{+-}	$X_{cc\bar{c}\bar{c}}^{1^{+-}}$ (6137)	—	—	0.408	$X_{bb\bar{b}\bar{b}}^{1^{+-}}$ (18890)	—	—	0.408
2^{++}	$X_{cc\bar{c}\bar{c}}^{2^{++}}$ (6194)	—	0.577	—	$X_{bb\bar{b}\bar{b}}^{2^{++}}$ (18921)	—	0.577	—
		$b\bar{b} \otimes c\bar{c}$			$b\bar{c} \otimes bc$			
		$\eta_b\eta_c$	$\eta_b J/\psi$	$\Upsilon\eta_c$	$\Upsilon J/\psi$	$B_c B_c$	$B_c^* B_c$	$B_c^* B_c^*$
0^{++}	$X_{bc\bar{b}\bar{c}}^{0^{++}}$ (12516)	0.641	—	—	—	—	—	—
	$X_{bc\bar{b}\bar{c}}^{0^{++}}$ (12646)	0.072	—	—	—	-0.072	—	—
	$X_{bc\bar{b}\bar{c}}^{0^{++}}$ (12431)	0.762	—	—	—	—	—	—
	$X_{bc\bar{b}\bar{c}}^{0^{++}}$ (12595)	-0.0546	—	—	—	-0.0546	—	—
1^{+-}	$X_{bc\bar{b}\bar{c}}^{1^{+-}}$ (12363)	—	—	—	—	—	—	—
	$X_{bc\bar{b}\bar{c}}^{1^{+-}}$ (12597)	—	-0.308	0.308	—	—	—	—
	$X_{bc\bar{b}\bar{c}}^{1^{+-}}$ (12339)	—	—	—	—	—	—	—
	$X_{bc\bar{b}\bar{c}}^{1^{+-}}$ (12573)	—	0.408	0.408	—	—	—	—
1^{++}	$X_{bc\bar{b}\bar{c}}^{1^{++}}$ (12538)	—	—	—	—	—	—	—
	$X_{bc\bar{b}\bar{c}}^{1^{++}}$ (12618)	—	—	—	0.947	—	—	—
2^{++}	$X_{bc\bar{b}\bar{c}}^{1^{++}}$ (12597)	—	—	—	0.817	—	—	—
	$X_{bc\bar{b}\bar{c}}^{1^{++}}$ (12613)	—	—	—	0.477	—	—	—

[22] J. Zhao, S. Shi and P. Zhuang, Phys. Rev. D **102**, no.11, 114001 (2020) [arXiv:2009.10319 [hep-ph]].

[23] H. W. Ke, X. Han, X. H. Liu and Y. L. Shi, Eur. Phys. J. C **81**, no.5, 427 (2021) [arXiv:2103.13140 [hep-ph]].

[24] R. Zhu, Nucl. Phys. B **966**, 115393 (2021) [arXiv:2010.09082 [hep-ph]].

[25] M. Karliner and J. L. Rosner, Phys. Rev. D **102**, no.11, 114039 (2020) [arXiv:2009.04429 [hep-ph]].

[26] G. J. Wang, L. Meng and S. L. Zhu, Phys. Rev. D **100**, no.9, 096013 (2019) [arXiv:1907.05177 [hep-ph]].

[27] X. Z. Weng, X. L. Chen, W. Z. Deng and S. L. Zhu, Phys. Rev. D **103**, no.3, 034001 (2021) [arXiv:2010.05163 [hep-ph]].

[28] A. V. Berezhnoy, A. V. Luchinsky and A. A. Novoselov, Phys. Rev. D **86**, 034004 (2012) [arXiv:1111.1867 [hep-ph]].

[29] X. Chen, [arXiv:2001.06755 [hep-ph]].

TABLE IX. The values of $\frac{1}{(2S+1)8\pi} |\mathcal{M}_i^{(j)}|^2 \frac{|p|}{M^2}$ for the $cc\bar{c}\bar{c}$, $bb\bar{b}\bar{b}$, $bc\bar{b}\bar{c}$ tetraquark states

J^{PC}	Tetraquark	$c\bar{c} \otimes c\bar{c}$			$b\bar{b} \otimes b\bar{b}$			
		$\eta_c \eta_c$	$J/\psi J/\psi$	$\eta_c J/\psi$	Tetraquark	$\eta_b \eta_b$	$\Upsilon \Upsilon$	$\eta_b \Upsilon$
0^{++}	$X_{cc\bar{c}\bar{c}}^{0^{++}}$ (6035)	2.03×10^{-4}	—	—	$X_{bb\bar{b}\bar{b}}^{0^{++}}$ (18834)	2.726×10^{-5}	—	—
	$X_{cc\bar{c}\bar{c}}^{0^{++}}$ (6254)	1.599×10^{-6}	2.431×10^{-4}	—	$X_{bb\bar{b}\bar{b}}^{0^{++}}$ (18953)	2.259×10^{-7}	3.409×10^{-5}	—
1^{+-}	$X_{cc\bar{c}\bar{c}}^{1^{+-}}$ (6137)	—	—	2.435×10^{-5}	$X_{bb\bar{b}\bar{b}}^{1^{+-}}$ (18890)	—	—	3.336×10^{-6}
2^{++}	$X_{cc\bar{c}\bar{c}}^{2^{++}}$ (6194)	—	—	—	$X_{bb\bar{b}\bar{b}}^{2^{++}}$ (18921)	—	7.198×10^{-8}	—
		$b\bar{b} \otimes c\bar{c}$			$b\bar{c} \otimes b\bar{c}$			
		$\eta_b \eta_c$	$\eta_b J/\psi$	$\Upsilon \eta_c$	$\Upsilon J/\psi$	$B_c B_c$	$B_c^* B_c$	$B_c^* B_c^*$
0^{++}	$X_{bc\bar{b}\bar{c}}^{0^{++}}$ (12516)	2.049×10^{-3}	—	—	—	—	—	—
	$X_{bc\bar{b}\bar{c}}^{0^{++}}$ (12646)	3.589×10^{-5}	—	—	—	2.5×10^{-5}	—	—
	$X_{bc\bar{b}\bar{c}}^{0^{++}}$ (12431)	1.76×10^{-3}	—	—	—	—	—	—
	$X_{bc\bar{b}\bar{c}}^{0^{++}}$ (12595)	1.864×10^{-5}	—	—	—	9.805×10^{-6}	—	—
1^{+-}	$X_{bc\bar{b}\bar{c}}^{1^{+-}}$ (12363)	—	—	—	—	—	—	—
	$X_{bc\bar{b}\bar{c}}^{1^{+-}}$ (12597)	—	5.47×10^{-6}	6.647×10^{-6}	—	—	—	—
	$X_{bc\bar{b}\bar{c}}^{1^{+-}}$ (12339)	—	—	—	—	—	—	—
1^{++}	$X_{bc\bar{b}\bar{c}}^{1^{++}}$ (12573)	—	8.401×10^{-6}	1.073×10^{-5}	—	—	—	—
	$X_{bc\bar{b}\bar{c}}^{1^{++}}$ (12538)	—	—	—	—	—	—	—
	$X_{bc\bar{b}\bar{c}}^{1^{++}}$ (12618)	—	—	—	3.987×10^{-5}	—	—	—
2^{++}	$X_{bc\bar{b}\bar{c}}^{1^{++}}$ (12597)	—	—	—	1.436×10^{-5}	—	—	—
	$X_{bc\bar{b}\bar{c}}^{1^{++}}$ (12613)	—	—	—	5.813×10^{-6}	—	—	—

- [30] R. Maciula, W. Schäfer and A. Szczurek, Phys. Lett. B **812**, 136010 (2021) [arXiv:2009.02100 [hep-ph]].
- [31] B. D. Wan and C. F. Qiao, Phys. Lett. B **817**, 136339 (2021) [arXiv:2012.00454 [hep-ph]].
- [32] G. Yang, J. Ping and J. Segovia, Phys. Rev. D **104**, no.1, 014006 (2021) [arXiv:2104.08814 [hep-ph]].
- [33] J. M. Richard, Nucl. Part. Phys. Proc. **312-317**, 146-150 (2021) [arXiv:2105.02503 [hep-ph]].
- [34] A. Szczurek, R. Maciula and W. Schäfer, [arXiv:2107.13285 [hep-ph]].
- [35] R. Tiwari, D. P. Rathaud and A. K. Rai, [arXiv:2108.04017 [hep-ph]].
- [36] M. A. Bedolla, J. Ferretti, C. D. Roberts and E. Santopinto, Eur. Phys. J. C **80**, no.11, 1004 (2020) [arXiv:1911.00960 [hep-ph]].
- [37] A. V. Nefediev, Eur. Phys. J. C **81**, no.8, 692 (2021) [arXiv:2107.14182 [hep-ph]].
- [38] R. N. Faustov, V. O. Galkin and E. M. Savchenko, Phys. Rev. D **102**, no.11, 114030 (2020) [arXiv:2009.13237 [hep-ph]].
- [39] X. Y. Wang, Q. Y. Lin, H. Xu, Y. P. Xie, Y. Huang and X. Chen, Phys. Rev. D **102**, 116014 (2020) [arXiv:2007.09697 [hep-ph]].
- [40] G. Huang, J. Zhao and P. Zhuang, Phys. Rev. D **103**, no.5, 054014 (2021) [arXiv:2012.14845 [hep-ph]].
- [41] Q. Li, C. H. Chang, G. L. Wang and T. Wang, Phys. Rev. D **104**, no.1, 014018 (2021) [arXiv:2104.12372 [hep-ph]].
- [42] G. J. Wang, L. Meng, M. Oka and S. L. Zhu, Phys. Rev. D **104**, no.3, 036016 (2021) [arXiv:2105.13109 [hep-ph]].
- [43] J. Sonnenschein and D. Weissman, Eur. Phys. J. C **81**, no.1, 25 (2021) [arXiv:2008.01095 [hep-ph]].
- [44] G. Yang, J. Ping and J. Segovia, Symmetry **12**, no.11, 1869 (2020) [arXiv:2009.00238 [hep-ph]].
- [45] F. X. Liu, M. S. Liu, X. H. Zhong and Q. Zhao, Phys. Rev. D **104**, no.11, 116029 (2021) [arXiv:2110.09052 [hep-ph]].
- [46] M. S. Liu, Q. F. Lü, X. H. Zhong and Q. Zhao, Phys. Rev. D **100**, no.1, 016006 (2019) [arXiv:1901.02564 [hep-ph]].
- [47] M. S. Liu, F. X. Liu, X. H. Zhong and Q. Zhao, [arXiv:2006.11952 [hep-ph]].
- [48] X. K. Dong, V. Baru, F. K. Guo, C. Hanhart and A. Nefediev, Phys. Rev. Lett. **126**, no.13, 132001 (2021) [erratum: Phys. Rev. Lett. **127**, no.11, 119901 (2021)] [arXiv:2009.07795 [hep-ph]].
- [49] Z. R. Liang, X. Y. Wu and D. L. Yao, Phys. Rev. D **104**, no.3, 034034 (2021) [arXiv:2104.08589 [hep-ph]].
- [50] Z. H. Guo and J. A. Oller, Phys. Rev. D **103**, no.3, 034024 (2021) [arXiv:2011.00978 [hep-ph]].
- [51] X. K. Dong, V. Baru, F. K. Guo, C. Hanhart, A. Nefediev and B. S. Zou, Sci. Bull. **66**, no.24, 2462-2470 (2021) [arXiv:2107.03946 [hep-ph]].
- [52] J. Z. Wang, X. Liu and T. Matsuki, Phys. Lett. B **816**, 136209 (2021) [arXiv:2012.03281 [hep-ph]].
- [53] Q. F. Cao, H. Chen, H. R. Qi and H. Q. Zheng, Chin. Phys. C **45**, no.10, 103102 (2021) [arXiv:2011.04347 [hep-ph]].
- [54] J. Z. Wang, D. Y. Chen, X. Liu and T. Matsuki, Phys. Rev. D **103**, no.7, 071503 (2021) [arXiv:2008.07430 [hep-ph]].
- [55] C. Gong, M. C. Du, Q. Zhao, X. H. Zhong and B. Zhou, Phys. Lett. B **824**, 136794 (2022) [arXiv:2011.11374 [hep-ph]].
- [56] I. Matuschek, V. Baru, F. K. Guo and C. Hanhart, Eur. Phys. J. A **57**, no.3, 101 (2021) [arXiv:2007.05329 [hep-ph]].
- [57] F. Abe *et al.* [CDF], Phys. Rev. D **58**, 112004 (1998) [arXiv:hep-ex/9804014 [hep-ex]].
- [58] M. McNeil [ALEPH], Int. J. Mod. Phys. A **12**, 3921-3930 (1997)

- [59] P. G. Ortega, J. Segovia, D. R. Entem and F. Fernandez, *Eur. Phys. J. C* **80**, no.3, 223 (2020) [arXiv:2001.08093 [hep-ph]].
- [60] D. Griffiths,
- [61] P. A. Zyla *et al.* [Particle Data Group], *PTEP* **2020**, no.8, 083C01 (2020)
- [62] S. Meinel, *Phys. Rev. D* **82**, 114514 (2010) [arXiv:1008.3154 [hep-lat]].
- [63] M. Padmanath, R. G. Edwards, N. Mathur and M. Peardon, *Phys. Rev. D* **90**, no.7, 074504 (2014) [arXiv:1307.7022 [hep-lat]].
- [64] N. Mathur, M. Padmanath and S. Mondal, *Phys. Rev. Lett.* **121**, no.20, 202002 (2018) [arXiv:1806.04151 [hep-lat]].
- [65] J. P. Ader, J. M. Richard and P. Taxil, *Phys. Rev. D* **25**, 2370 (1982)
- [66] J. Wu, Y. R. Liu, K. Chen, X. Liu and S. L. Zhu, *Phys. Rev. D* **97**, no.9, 094015 (2018) [arXiv:1605.01134 [hep-ph]].
- [67] J. R. Zhang, *Phys. Rev. D* **103**, no.1, 014018 (2021) [arXiv:2010.07719 [hep-ph]].
- [68] B. C. Yang, L. Tang and C. F. Qiao, *Eur. Phys. J. C* **81**, no.4, 324 (2021) [arXiv:2012.04463 [hep-ph]].
- [69] H. X. Chen, W. Chen, X. Liu and S. L. Zhu, *Sci. Bull.* **65**, 1994-2000 (2020) [arXiv:2006.16027 [hep-ph]].
- [70] C. Becchi, A. Giachino, L. Maiani and E. Santopinto, *Phys. Lett. B* **806**, 135495 (2020) [arXiv:2002.11077 [hep-ph]].
- [71] C. Becchi, J. Ferretti, A. Giachino, L. Maiani and E. Santopinto, *Phys. Lett. B* **811**, 135952 (2020) [arXiv:2006.14388 [hep-ph]].
- [72] A. Ali, L. Maiani and A. D. Polosa, “Multiquark Hadrons,” Cambridge University Press, 2019
- [73] S. Weinberg, *Phys. Rev.* **130**, 776-783 (1963)
- [74] V. Baru, J. Haidenbauer, C. Hanhart, Y. Kalashnikova and A. E. Kudryavtsev, *Phys. Lett. B* **586**, 53-61 (2004) [arXiv:hep-ph/0308129 [hep-ph]].
- [75] Z. H. Guo and J. A. Oller, *Phys. Rev. D* **93**, no.5, 054014 (2016) [arXiv:1601.00862 [hep-ph]].
- [76] X. W. Kang, Z. H. Guo and J. A. Oller, *Phys. Rev. D* **94**, no.1, 014012 (2016) [arXiv:1603.05546 [hep-ph]].
- [77] Z. G. Wang, *Chin. Phys. C* **44**, no.11, 113106 (2020) [arXiv:2006.13028 [hep-ph]].
- [78] E. Hiyama, *PTEP* **2012**, 01A204 (2012)
- [79] X. Z. Weng, X. L. Chen and W. Z. Deng, *Phys. Rev. D* **97**, no.5, 054008 (2018) [arXiv:1801.08644 [hep-ph]].