

# Lattice QCD Determination of the Bjorken- $x$ Dependence of Parton Distribution Functions at Next-to-next-to-leading Order

Xiang Gao,<sup>1,\*</sup> Andrew D. Hanlon,<sup>2</sup> Swagato Mukherjee,<sup>2</sup> Peter Petreczky,<sup>2</sup> Philipp Scior,<sup>2</sup> Sergey Syritsyn,<sup>3,4</sup> and Yong Zhao<sup>5,†</sup>

<sup>1</sup>*Key Laboratory of Quark & Lepton Physics (MOE) and Institute of Particle Physics, Central China Normal University, Wuhan 430079, China*

<sup>2</sup>*Physics Department, Brookhaven National Laboratory, Bldg. 510A, Upton, New York 11973, USA*

<sup>3</sup>*RIKEN-BNL Research Center, Brookhaven National Laboratory, Upton, New York 11973*

<sup>4</sup>*Department of Physics and Astronomy, Stony Brook University, Stony Brook, New York 11790*

<sup>5</sup>*Physics Division, Argonne National Laboratory, Lemont, IL 60439, USA*

We report the first lattice QCD calculation of pion valence quark distribution with next-to-next-to-leading order perturbative matching correction, which is done using two fine lattices with spacings  $a = 0.04$  fm and  $0.06$  fm and valence pion mass  $m_\pi = 300$  MeV, at boost momentum as large as  $2.42$  GeV. As a crucial step to control the systematics, we renormalize the pion valence quasi distribution in the recently proposed hybrid scheme, which features a Wilson-line mass subtraction at large distances in coordinate space, and develop a procedure to match it to the  $\overline{\text{MS}}$  scheme. We demonstrate that the renormalization and the perturbative matching in Bjorken- $x$  space yield a reliable determination of the valence quark distribution for  $0.03 \lesssim x \lesssim 0.80$  with 5–20% uncertainties.

Understanding the hadron inner structure remains one of the top fundamental questions in nuclear and particle physics. As the lightest hadrons in nature, pions are the Nambu-Goldstone bosons of quantum chromodynamics (QCD), and their quark and gluon structures can help understand the origins of hadron mass and dynamical chiral symmetry breaking. The parton distribution functions (PDFs), which describe 1D momentum densities of quarks and gluons in a hadron, are the simplest and most important quantities that have been extensively studied from global high-energy scattering experiments and will be probed at unprecedented precision at the future Electron-Ion Collider [1, 2]. Besides the experimental efforts, the first-principles calculations of PDFs using lattice QCD are also expected to provide useful predictions.

Computation of the PDFs on a Euclidean lattice has been extremely difficult because they are defined from light-cone correlations with real-time dependence in Minkowski space. For a long time, only the lowest moments of the PDFs were calculable as they are matrix elements of local gauge-invariant operators. For reviews see Refs. [3, 4]. Less than a decade ago, a breakthrough was made by large-momentum effective theory (LaMET) [5–7], which starts from a Euclidean “quasi-PDF” (qPDF) in a boosted hadron and obtains the PDF through a large-momentum expansion and perturbative matching of the qPDF in Bjorken- $x$  (longitudinal momentum fraction) space. Over the years, LaMET has led to much progress in the calculation of PDFs and other parton physics [4, 7], which reinvigorated the field as other proposals [8–13] are also being studied and implemented.

Despite substantial progress, lattice calculation of the PDF  $x$ -dependence has yet to achieve essential control

of the systematic uncertainties [14]. In the LaMET approach, lattice renormalization is one of the most important sources of error. The nonlocal quark bilinear operator  $O_\Gamma(z) \equiv \bar{\psi}(z)\Gamma W(z,0)\psi(0)$ , where  $\Gamma$  is a Dirac matrix and  $z^\mu = (0, 0, 0, z)$ , which defines the qPDF, suffers from a linear power divergence in the Wilson line  $W(z, 0)$  that must be subtracted before taking the continuum limit. The most popular methods so far are the regularization independent momentum subtraction scheme [15–18] and other ratio schemes [19–22], which use the matrix element of  $O_\Gamma(z)$  in an off-shell quark [15–18], a static/boosted hadron [19, 22] or the vacuum state [20, 21] as the renormalization factor. At small  $z$  the matrix elements in these schemes satisfy a factorization relation to the light-cone correlation [13, 23–25]. However, at large  $z$  they introduce nonperturbative effects [26] that propagate to the qPDF via Fourier transform (FT) of the matrix elements, which contaminates the LaMET matching in  $x$ -space. To overcome this limitation, the hybrid scheme [27] was proposed to subtract the linear divergence at large  $z$  and match the result to the  $\overline{\text{MS}}$  scheme, thus preserving the LaMET matching after FT. To date, the hybrid scheme has not been used in calculating the PDFs, except for a recent work on meson distribution amplitudes [28]. Apart from renormalization, the accuracy of perturbative matching also controls the precision of the calculation. In all the existing lattice calculations, the matching was done at only next-to-leading order (NLO), and it is not until recently that the next-to-next-to-leading order (NNLO) matching was derived for the non-singlet quark qPDF in the  $\overline{\text{MS}}$  scheme [21, 29].

In this Letter we present a state-of-the-art calculation of pion valence quark PDF using high-statistics, superfine-spacing, and large-momentum lattice data [26], with an adapted hybrid-scheme renormalization and the first-time implementation of NNLO matching. The pion valence PDF has been extracted from global fits [30–33]

\* xgao@bnl.gov

† yong.zhao@anl.gov

and studied in lattice QCD [26, 34–40], with both at NLO accuracy. In this work, we subtract the linear divergence in  $O_\Gamma(z)$  with sub-percent precision, and develop a procedure to match the lattice subtraction scheme to  $\overline{\text{MS}}$ , a crucial step in the hybrid scheme to reduce the power corrections [27]. We derive the NNLO hybrid-scheme matching and apply it to the qPDF, showing good perturbative convergence and reduced scale-variation uncertainty compared to NLO matching. Finally, we demonstrate that our analysis yields a reliable determination of the PDF for  $0.03 \lesssim x \lesssim 0.80$  with 5–20% uncertainties.

Our lattice data was produced using gauge ensembles in 2+1 flavor QCD generated by the HotQCD collaboration [41] with Highly Improved Staggered Quarks [42], including two lattice spacings  $a = 0.04$  and  $0.06$  fm, and volumes  $L_s^3 \times L_t = 64^4$  and  $48^3 \times 64$ , respectively. We use tadpole-improved clover Wilson valence fermions on the hypercubic (HYP) smeared [43] gauge background, with a valence pion mass  $m_\pi = 300$  MeV. Furthermore, the Wilson line in  $O_\Gamma(z)$  is constructed from HYP-smeared gauge links. We use pion momenta  $P^z = (2\pi n_z)/(L_s a)$  with  $0 \leq n_z \leq 5$ , resulting in  $P^z$  as large as 2.42 GeV.

The qPDF  $\tilde{f}_v(x, P^z, \mu)$  is defined in a boosted pion state  $|P\rangle$  with four-momentum  $P^\mu = (P^t, 0, 0, P^z)$ :

$$\tilde{f}_v(x, P^z, \mu) = \int \frac{dz}{2\pi} e^{ixP^z z} \tilde{h}(z, P^z, \mu), \quad (1)$$

where  $\tilde{h}(z, P^z, \mu) \equiv \langle P | O_{\gamma^t}(z) | P \rangle / (2P^t)$ , and  $\mu$  is the  $\overline{\text{MS}}$  scale. The operator  $O_\Gamma(z)$  can be renormalized under lattice regularization as [44–46]

$$O_\Gamma^B(z, a) = e^{-\delta m(a)|z|} Z_O(a) O_\Gamma^R(z), \quad (2)$$

where “B” and “R” denote bare and renormalized quantities. The factor  $Z_O(a)$  includes all the logarithmic ultraviolet (UV) divergences which are independent of  $z$ , while the Wilson-line mass correction  $\delta m(a)$  includes the linear UV divergence  $\propto 1/a$  and can be expressed as

$$\delta m(a) = \frac{m_{-1}(a)}{a} + m_0, \quad (3)$$

where  $m_{-1}(a)$  is a series in the strong coupling  $\alpha_s(1/a)$ , and  $m_0$  is an  $\mathcal{O}(\Lambda_{\text{QCD}})$  constant originating from the renormalon ambiguity in  $m_{-1}(a)$  [47].

The hybrid scheme is implemented as follows: For  $0 \leq z \leq z_S$  with  $a \ll z_S \ll 1/\Lambda_{\text{QCD}}$ , we form the ratio  $\tilde{h}(z, P^z, a)/\tilde{h}(z, 0, a)$  to cancel the UV divergences and the cutoff effects from  $z \sim a$  [19]; at  $z > z_S$  we subtract  $\delta m(a)$  and determine  $Z_O(a)$  by imposing a continuity condition of the renormalized matrix elements at  $z = z_S$ . There are different ways to calculate  $\delta m(a)$  [27, 46, 48–51]. We determine  $\delta m(a)$  from the combination of the static quark-antiquark potential,  $V^{\text{lat}}(r)$  [41, 52], and the free energy of a static quark at non-zero temperature [53–55], with the following normalization scheme,

$$V^{\text{lat}}(a, r = r_0) + 2\delta m(a) = 0.95/r_0, \quad (4)$$

where  $r_0 = 0.469$  fm is the Sommer scale for 2+1 flavor QCD [41], and the constant 0.95 defines the scheme. The linear divergence  $m_{-1}(a)/a$  does not depend on the scheme, while  $m_0$  does. The results are  $a\delta m = 0.1586(8)$  and  $0.1508(12)$  for  $a = 0.06$  and  $0.04$  fm, respectively.

Since  $m_0$  is scheme dependent, a factor of  $e^{\bar{m}_0|z|}$  with  $\bar{m}_0 \sim \mathcal{O}(\Lambda_{\text{QCD}})$  is needed to match the lattice scheme to  $\overline{\text{MS}}$ , otherwise the LaMET expansion of the qPDF will include a power correction  $\propto \bar{m}_0/P^z$  [27], which slows down convergence to the PDF as  $P^z$  grows. It was proposed that  $\bar{m}_0$  can be obtained by comparing the subtracted matrix elements of  $O_\Gamma(z)$  [51] or  $W(z, 0)$  [49] with their  $\overline{\text{MS}}$  operator product expansion (OPE), whose accuracy requires  $z \lesssim 0.2$  fm [27]. But due to discretization effects, the window of  $z$  that can be used is actually narrow.

Our new procedure for the hybrid scheme is distinct by the determination of  $\bar{m}_0$ . In order to use larger  $z$ , we construct the following ratio and compare it to a form motivated by the OPE of  $\tilde{h}(z, 0, \mu)$ ,

$$\lim_{a \rightarrow 0} e^{\delta m(a)(z-z_0)} \frac{\tilde{h}(z, 0, a)}{\tilde{h}(z_0, 0, a)} = e^{-\bar{m}_0(z-z_0)} \frac{C_0(\mu^2 z^2) + \Lambda z^2}{C_0(\mu^2 z_0^2) + \Lambda z_0^2}, \quad (5)$$

where  $z, z_0 \gg a$ , and the parameter  $\Lambda \sim \mathcal{O}(\Lambda_{\text{QCD}}^2)$ . The Wilson coefficient  $C_0$  is known to NNLO [21, 25, 29], and  $\bar{m}_0$  and  $\Lambda z^2$  originate from the leading UV and infrared renormalons in  $C_0$  [20]. According to Eq. (2), the l.h.s. of Eq. (5) must have a continuum limit if  $\delta m(a)$  includes all the linear divergences, which is renormalization group (RG) invariant. We choose  $z \geq z_0 = 0.24$  fm and find agreement between the  $a = 0.04$  fm and  $a = 0.06$  fm ratios at sub-percent level up to  $z \sim 1$  fm (see App. A). Then we extrapolate the lattice ratios to the continuum with  $a^2$ -dependence [26], and fit the result to the r.h.s. of Eq. (5). For  $z_0 \leq z \leq 0.4$  fm, we obtain decent plateaus and  $\chi^2$  values for both  $\bar{m}_0$  and  $\Lambda$  with the NNLO  $C_0$ . By definition  $\bar{m}_0$  cancels the lattice scheme dependence of  $\delta m(a)$ , as changing the scheme only shifts  $\delta m(a)$  by a constant, but  $\bar{m}_0$  will inherit the  $\mathcal{O}(\Lambda_{\text{QCD}})$  ambiguity in the  $\overline{\text{MS}}$  scheme. Since  $C_0$  is at fixed order, both  $\bar{m}_0$  and  $\Lambda$  depend on  $\mu$ , which we vary to estimate the related uncertainty in the final result. At  $\mu = 2.0$  GeV,  $\bar{m}_0 = 0.151(1)$  GeV and  $\Lambda = 0.041(6)$  GeV<sup>2</sup>, so the power correction is not negligible. Therefore, we modify the hybrid scheme by correcting the  $\Lambda z^2$  term in  $\tilde{h}(z, 0, \mu)$  at short  $z$  as

$$\begin{aligned} \tilde{h}(z, z_S, P^z, \mu, a) = & N \frac{\tilde{h}(z, P^z, a) C_0(z^2 \mu^2) + \Lambda z^2}{\tilde{h}(z, 0, a) C_0(z^2 \mu^2)} \theta(z_S - z) \\ & + N e^{\delta m'(z-z_S)} \frac{\tilde{h}(z, P^z, a) C_0(z_S^2 \mu^2) + \Lambda z_S^2}{\tilde{h}(z_S, 0, a) C_0(z_S^2 \mu^2)} \theta(z - z_S), \quad (6) \end{aligned}$$

where  $\delta m' = \delta m + \bar{m}_0$ , and  $N = \tilde{h}(0, 0, a)/\tilde{h}(0, P^z, a)$  normalizes  $\tilde{h}(z, z_S, P^z, \mu, a)$  to one at  $z = 0$ . Since  $C_0$  is at fixed order,  $\tilde{h}(z, z_S, P^z, \mu, a)$  depends on  $\mu$  despite the fact that it should be RG invariant. Such a renormalization is performed through bootstrap loops so that the correlation between different  $P^z$  and  $z$  is taken care of.

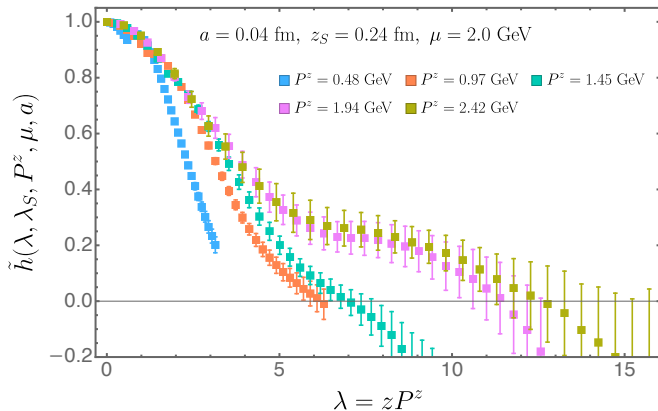


FIG. 1. Renormalized matrix elements in the hybrid scheme.

The hybrid-scheme matrix elements are shown in Fig. 1. At small  $z$ ,  $\tilde{h}(z, P^z)$  is dominated by the leading-twist contribution. At large  $z$ , the spacelike correlator for pion valence quarks will exhibit an exponential decay  $\propto e^{-m_{\text{eff}}|z|}$  where  $m_{\text{eff}}$  is an effective mass related to the system [56]. When plotted as a function of  $\lambda = zP^z$ ,  $\tilde{h}(\lambda, P^z)$  should scale in  $P^z$  at small  $\lambda$ , with slight violation due to QCD evolution. Its exponential decay will emerge at a larger  $\lambda$  with greater  $P^z$  and with decay rate  $m_{\text{eff}}/P^z$ . In the  $P^z \rightarrow \infty$  limit, the exponential decay vanishes at finite  $\lambda$  ( $z \rightarrow 0$ ), and only the leading-twist contribution remains, which almost scales in  $P^z$  and features a power-law decay at large  $\lambda$  that corresponds to small- $x$  PDF [27]. This picture is consistent with Fig. 1.

The next step is a FT. We truncate the matrix elements at  $z_L$  or  $\lambda_L = z_L P^z$  where  $\tilde{h}(\lambda_L) \sim 0$ , and extrapolate to  $\infty$  to remove the unphysical oscillations from a truncated FT [27]. The extrapolation form is  $Ae^{-m_{\text{eff}}|z|}/|\lambda|^d$ , where  $A$ ,  $m_{\text{eff}}$  and  $d$  are the parameters. Since  $m_{\text{eff}}$  is independent of  $P^z$ , by fitting to the  $P^z = 0$  matrix elements we find that it is around 0.1 GeV, which is not far from the phenomenological estimate of 0.2–0.5 GeV in HQET [57]. Therefore, we impose  $m_{\text{eff}} > 0.1$  GeV, as well as  $A > 0$  and  $d > 0$ , to ensure a convergent FT on each bootstrap sample. Since the FT converges fast with the exponential decay, the extrapolation mainly affects the small- $x$  region apart from removing the unphysical oscillations. To verify this we vary  $z_L$ , which turns out to have little impact, and use different  $m_{\text{eff}}$  bounds and extrapolation forms, which lead to consistent qPDFs down to  $x \sim 0.05$ . (See App. B).

Then, we match the qPDF  $\tilde{f}_v(x, \lambda_S, P^z, \mu)$  to the  $\overline{\text{MS}}$  PDF  $f_v(x, \mu)$  through LaMET [25, 27, 58, 59]:

$$f_v(x, \mu) = \int_{-\infty}^{\infty} \frac{dy}{|y|} C^{-1} \left( \frac{x}{y}, \frac{\mu}{yP^z}, |y|\lambda_S \right) \tilde{f}_v(y, \lambda_S, P^z, \mu) + \mathcal{O} \left( \frac{\Lambda_{\text{QCD}}^2}{(xP^z)^2}, \frac{\Lambda_{\text{QCD}}^2}{((1-x)P^z)^2} \right), \quad (7)$$

where  $\lambda_S = z_S P^z$ ,  $z_S = 0.24$  fm, and the power corrections are controlled by the parton and spectator momenta

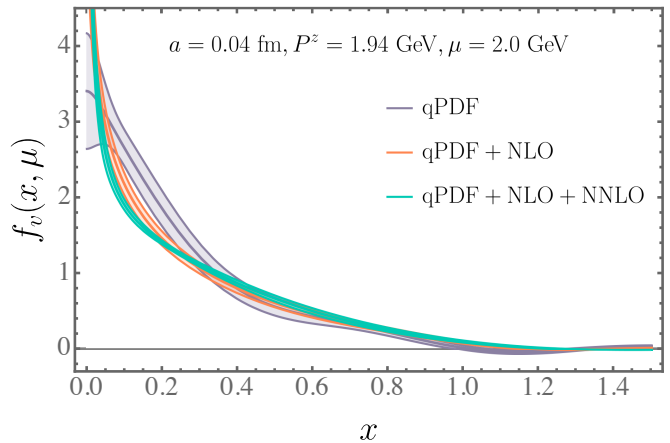


FIG. 2. Comparison of PDFs obtained from the qPDF with NLO and NNLO matching corrections.

$xP^z$  and  $(1-x)P^z$  [27]. Here  $C^{-1}$  is the inverse of the hybrid-scheme matching coefficient  $C$ , which we derive at NNLO [60] by conversion from the  $\overline{\text{MS}}$  result [21, 29]. Based on Eq. (7), we can directly calculate the PDF with  $P^z$ -controlled power corrections for  $x \in [x_{\text{min}}, x_{\text{max}}]$ .

In Fig. 2 we show the results of perturbative matching. The matching drives the qPDF to smaller  $x$  and reduces the statistical errors at moderate  $x$ , because matching effectively relates the qPDF from finite  $P^z$  to infinity, and the qPDF evolves to smaller  $x$  as  $P^z$  increases. The NNLO correction is generally smaller than the NLO correction, which indicates good perturbative convergence, a crucial criterion for precision calculation. Besides, by varying  $\mu$  and evolving the matched results to the same  $\mu$ , we find that the scale-variation uncertainty is reduced at NNLO, which is further evidence of improved precision. The matching correction diverges as  $x \rightarrow 0$ , implying that resummation of small- $x$  logarithms is needed. A resummation is also necessary as  $x \rightarrow 1$  [40], but these resummations are not needed for moderate  $x$ .

We compare the PDFs obtained at different  $P^z$  with NNLO matching in Fig. 3. At moderate  $x$ , the  $P^z$ -dependence is remarkably reduced, and the results appear to converge for  $P^z \geq 1.45$  GeV, which strongly indicates the effectiveness of LaMET matching. At  $x \gtrsim 1$ , each PDF curve has a small non-vanishing tail due to the power corrections in Eq. (7), but they decrease with larger  $P^z$  (see also App. C3). To estimate the size of the power corrections, we fit the PDFs obtained at  $a = 0.04$  fm,  $P^z = \{1.45, 1.94, 2.42\}$  GeV and  $a = 0.06$  fm,  $P^z = \{1.72, 2.15\}$  GeV to the *ansatz*  $f_v(x) + \alpha(x)/P_z^2$  for each fixed  $x$ , where we ignore the  $a$ -dependence as it has been found that the matrix elements have  $\mathcal{O}(a^2 P_z^2)$  effects that are less than 1% [26]. Since this fit is mainly affected by the data sets at lower  $P^z$  with smaller statistical errors, which have larger power corrections, we use the result at  $P^z = 2.42$  GeV instead of the fitted  $f_v(x)$  as our final prediction. The power correction at  $P^z = 2.42$  GeV is estimated to be  $\alpha(x)/[P_z^2 f_v(x)] < 0.10$

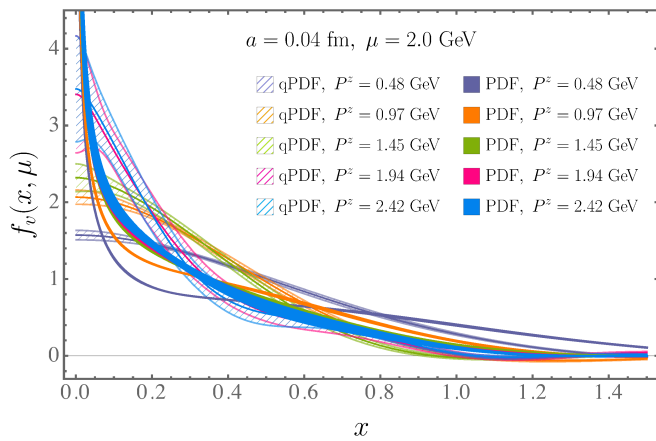


FIG. 3. The PDFs obtained from the qPDFs with NNLO matching at different  $P^z$ .

for  $0.01 < x < 0.80$ . It is surprising that the results are insensitive to  $P^z$  for  $x$  as small as 0.01, nor do they show dependence on the extrapolation form in the FT as we have checked. This can be explained by that, under matching, the qPDF contributes to the PDF at larger  $x$  which has less dependence on  $P^z$  or the extrapolation. Nevertheless, it must be pointed out that the smallness here is only relative, as  $\alpha(x)/P_z^2$  still diverges as  $x \rightarrow 0$ .

Our final prediction for the pion valence quark PDF (BNL-ANL21) is shown in Fig. 4, which is obtained from the qPDF at  $a = 0.04$  fm,  $z_S = 0.24$  fm,  $z_L = 0.92$  fm,  $\mu = 2.0$  GeV and  $P^z = 2.42$  GeV with exponential extrapolation and NNLO matching. The red band represents the statistical error, and the light purple band includes the error from scale variations, which is obtained by repeating the same analysis for  $\mu = 1.4$  GeV and 2.8 GeV and evolving the PDFs to  $\mu = 2.0$  GeV with the NLO DGLAP kernel. Since the hybrid-scheme parameter  $\bar{m}_0$  depends on  $\mu$ , the small scale variation in the final result shows that the renormalization uncertainty is well under control. We require that the  $\mathcal{O}(\alpha_s^3)$  matching correction at  $\mu = 2.0$  GeV be smaller than 5%, which propagates geometrically to  $< 37\%$  at NLO and  $< 14\%$  at NNLO, thus excluding  $x < 0.03$  and  $x > 0.88$ . A list of the above uncertainties at selected  $x$  is shown in Table I. See also App. D. We neglect the FT uncertainty as it is extremely small. As for  $m_\pi$  dependence, our associated calculation of the second PDF moment at  $m_\pi = 140$  MeV [61] shows consistency within 5% statistical uncertainty, which will be validated by a direct comparison in the future. Previous studies [62, 63] also suggest that the finite volume correction is less than 1% for our lattice setup. At last, by limiting the estimated power corrections to be less than 10%, we determine the PDF at  $0.03 \lesssim x \lesssim 0.80$  with 5–20% uncertainties. Our result is in great agreement with the recent global fits by **xFitter** [31] and JAM21nlo [32] for  $0.2 < x < 0.6$ , but deviates from the earlier GRVPI1 [30] and ASV [33] fits. When compared to a previous analysis of the same

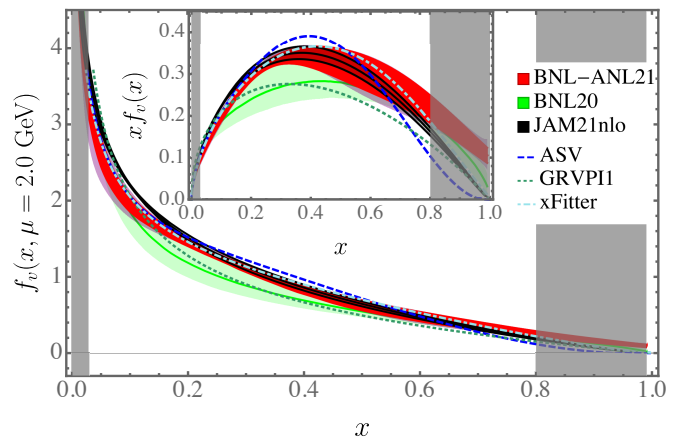


FIG. 4. Comparison of our prediction of  $f_v(x)$ , BNL-ANL21, to global fits and BNL20. The shaded regions  $x < 0.03$  and  $x > 0.8$  are excluded by requiring that estimates of  $\mathcal{O}(\alpha_s^3)$  and power corrections be smaller than 5% and 10%, respectively.

| $x$  | Statistical | Scale    | $\mathcal{O}(\alpha_s^3)$ | Power corrections | $\mathcal{O}(a^2 P_z^2)$ |
|------|-------------|----------|---------------------------|-------------------|--------------------------|
| 0.03 | 0.10        | 0.04     | $< 0.05$                  | $< 0.01$          | $< 0.01$                 |
| 0.40 | 0.07        | $< 0.01$ | $< 0.05$                  | 0.04              | $< 0.01$                 |
| 0.80 | 0.15        | 0.03     | $< 0.05$                  | 0.10              | $< 0.01$                 |

TABLE I. Statistical and systematic uncertainties at given  $x$ .

lattice data (BNL20) [26], which used a short-distance factorization of the matrix elements at NLO, and a parameterization of the PDF, our new result has shifted central values and considerably reduced uncertainties at moderate  $x$ , but still agrees within errors. With finite  $P^z$  and statistics, lattice QCD can only make predictions for  $x \in [x_{\min}, x_{\max}]$ . The PDF parameterization correlates the information at all  $x \in [0, 1]$ , so the larger uncertainties at moderate  $x$  in BNL20 could be propagated from the uncontrolled errors in the end-point regions. Besides, there is no practical estimate of the model uncertainty in the parameterization. Therefore, the LaMET calculation for  $x \in [x_{\min}, x_{\max}]$  is more reliable as it does the power expansion and matching directly in  $x$ -space.

In summary, we have performed a state-of-the-art lattice QCD calculation of the  $x$ -dependence of pion valence quark PDF, where we developed a procedure to renormalize the qPDF in the hybrid scheme and match it to the  $\overline{\text{MS}}$  PDF at NNLO. The final results show reduced perturbation theory uncertainty and converge at moderate  $x$  with pion momenta greater than 1.45 GeV, which allows us to reliably estimate the systematic errors. This calculation can be improved with physical pion mass, continuum extrapolation, and higher statistics for the matrix elements at long distances and at larger boost momenta.

Our renormalization procedure can also be incorporated into the lattice calculations of gluon PDFs, distribution amplitudes, generalized parton distributions and transverse momentum distributions. With the systematics under control, we can expect lattice QCD to provide reliable predictions for these quantities in the future.

## ACKNOWLEDGMENTS

We thank Vladimir Braun, Xiangdong Ji, Nikhil Karthik, Yizhuang Liu, Antonio Pineda, Yushan Su and Jianhui Zhang for valuable communications. This material is based upon work supported by: (i) The U.S. Department of Energy, Office of Science, Office of Nuclear Physics through Contract No. DE-SC0012704 and No. DE-AC02-06CH11357; (ii) The U.S. Department of Energy, Office of Science, Office of Nuclear Physics and Office of Advanced Scientific Computing Research within the framework of Scientific Discovery through Advance Computing (SciDAC) award Computing the Properties of Matter with Leadership Computing Resources; (iii) The U.S. Department of Energy, Office of Science, Office of Nuclear Physics, within the framework of the TMD Topical Collaboration. (iv) XG is partially supported by the NSFC under the grant number 11775096 and the Guangdong Major Project of Basic and Applied Basic Research No. 2020B0301030008. (v) SS is supported by the National Science Foundation under CAREER Award PHY-1847893 and by the RHIC Physics Fellow Program of the RIKEN BNL Research Center.. (vi) This research used awards of computer time provided by the INCITE and ALCC programs at Oak Ridge Leadership Computing Facility, a DOE Office of Science User Facility operated under Contract No. DE-AC05-00OR22725. (vii) Computations for this work were carried out in part on facilities of the USQCD Collaboration, which are funded by the Office of Science of the U.S. Department of Energy. (viii) YZ is partially supported by an LDRD initiative at Argonne National Laboratory under Project No. 2020-0020.

## Appendix A: Hybrid scheme renormalization

### 1. Definition of scheme

As has been described in the main text, the hybrid scheme renormalization includes two parts:

- For  $z \leq z_S$ , we form the ratio of bare matrix elements [19],

$$\frac{\tilde{h}(z, P^z, a)}{\tilde{h}(z, 0, a)}, \quad (\text{A1})$$

which has a well-defined continuum limit and is renormalization group (RG) invariant.

- For  $z \geq z_S$ , the renormalized matrix element is

$$e^{\delta m(a)|z-z_S|} \frac{\tilde{h}(z, P^z, a)}{\tilde{h}(z_S, 0, a)}, \quad (\text{A2})$$

which is equal to the ratio in Eq. (A1) at  $z = z_S$ . To determine  $\delta m(a)$  we use the additive renormalization constant,  $c_Q(a) = \delta m(a)$ , which is obtained

in Ref. [54] from the analysis of the free energy of a static quark,  $F_Q(T)$ , at non-zero temperature  $T$  with the normalization condition in Eq. (4). Recently  $F_Q$  has been calculated using one step of HYP smearing [55], and it was found that HYP smearing does not affect the temperature dependence of  $F_Q(T)$ , but only shifts it by an additive constant. Therefore, we have  $F_Q^{B,1}(T) + \delta m(a) = F_Q^{B,0}(T) + c_Q(a)$  with superscripts 0 and 1 referring to the number of HYP smearing steps in the bare free energy of the static quark. Using the lattice results for  $F_Q^{B,0}(T)$  and  $F_Q^{B,1}(T)$  obtained on  $N_\tau = 12$  lattices and temperatures corresponding to  $a = 0.04$  fm and  $a = 0.06$  fm (where cutoff effects can be neglected), as well as the values of  $c_Q$  from Table X of Ref. [54] for  $\beta = 7.825$  ( $a = 0.04$  fm) and  $\beta = 7.373$  ( $a = 0.06$  fm), we obtain  $\delta m(a)$ . The results are  $a\delta m(a = 0.06 \text{ fm}) = 0.1586(8)$  and  $a\delta m(a = 0.04 \text{ fm}) = 0.1508(12)$ .

First of all, to test how well the subtraction of  $\delta m(a)$  can remove the linear divergences in  $\tilde{h}(z, P^z, a)$ , we construct the ratio in Eq. (5),

$$\tilde{R}(z, z_0, a) \equiv e^{\delta m(a)(z-z_0)} \frac{\tilde{h}(z, 0, a)}{\tilde{h}(z_0, 0, a)}, \quad (\text{A3})$$

where  $z_0 = 0.24$  fm for both lattice spacings. According to Eq. (2), the renormalization factor  $Z_O(a)$  cancels out in the ratio. Therefore, if  $\delta m(a)$  includes all the linear divergences, then  $\tilde{R}(z, z_0, a)$  should have a well-defined continuum limit.

Our lattice results for the above ratio with  $z_0 = 0.24$  fm is shown in Fig. 5. As one can see, the differences between the ratios at  $a = 0.04$  fm and 0.06 fm are at sub-percent level, which clearly shows that the linear divergences have been sufficiently subtracted by  $\delta m(a)$ . Therefore, the ratio in Eq. (A3) has a continuum limit

$$\lim_{a \rightarrow 0} \tilde{R}(z, z_0, a) = \tilde{R}(z, z_0), \quad (\text{A4})$$

which is RG invariant.

Our next step is to match the lattice subtraction scheme to  $\overline{\text{MS}}$ . When  $z, z_0 \ll \Lambda_{\text{QCD}}^{-1}$ , the  $\overline{\text{MS}}$  matrix element  $\tilde{h}^{\overline{\text{MS}}}(z, 0, \mu)$  has an OPE that goes as

$$\tilde{h}^{\overline{\text{MS}}}(z, 0, \mu) = e^{-m_0^{\overline{\text{MS}}}|z|} [C_0(z^2 \mu^2) + z^2 C_2(z^2 \mu^2) \langle P | O_{\text{tw}4}(\mu) | P \rangle + \dots], \quad (\text{A5})$$

where  $m_0^{\overline{\text{MS}}}$  is the  $\mathcal{O}(\Lambda_{\text{QCD}})$  renormalon ambiguity from the Wilson line self-energy renormalization [20],  $O_{\text{tw}4}(\mu)$  is a twist-four operator (for example,  $\bar{\psi} D^2 \psi$  or  $g \bar{\psi} \sigma_{\mu\nu} F^{\mu\nu} \psi$ ),  $C_0$  and  $C_2$  are perturbative coefficient functions, and “...” denotes contributions at higher twists. Since  $P^z = 0$ ,  $C_0$  is the only Wilson coefficient that contributes at leading-twist. The leading-twist contribution is proportional to  $\langle P | \bar{\psi} \gamma^t \psi | P \rangle / (2P^t)$

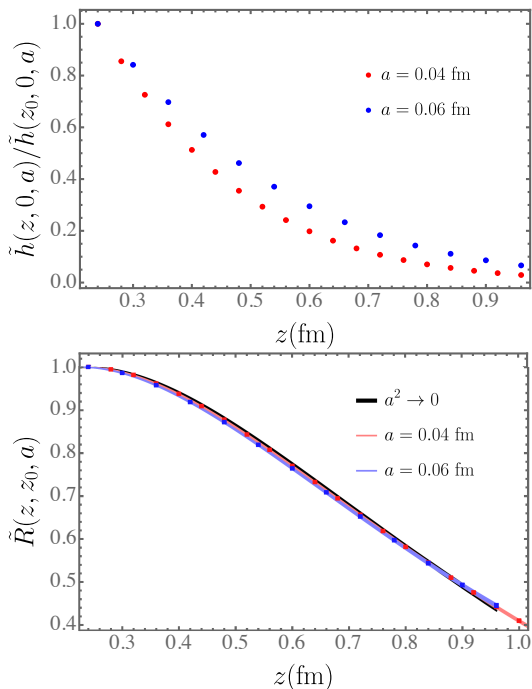


FIG. 5. Upper panel: ratios of bare lattice matrix elements without the Wilson-line mass subtraction. Lower panel: the ratio in Eq. (A3) with Wilson-line mass subtraction. The red and blue points are for  $a = 0.04$  fm and  $0.06$  fm. The red and blue bands are interpolations of the points, and the gray band is the continuum extrapolation of them with  $a^2$ -dependence.

which is trivially one due to vector current conservation. Since  $\tilde{h}^{\overline{\text{MS}}}(z, 0, \mu)$  is multiplicatively renormalizable, both  $C_0(z^2\mu^2)$  and  $C_2(z^2\mu^2)\langle P|O_{\text{tw}4}(\mu)|P\rangle$  must satisfy RG equations with the same anomalous dimension, which is known to next-to-next-to-next-to-leading order (N<sup>3</sup>LO) [64]. Due to the ambiguity in summing the perturbative series in  $C_0(z^2\mu^2)$ , there are  $\mathcal{O}(\Lambda_{\text{QCD}}^{2n})$  IR renormalons in the leading-twist contribution that should be cancelled by those from higher-twist condensates, along with the  $\mathcal{O}(\Lambda_{\text{QCD}})$  UV renormalon to be cancelled by  $m_0^{\overline{\text{MS}}}$  [20, 57]. Both the UV and IR renormalon contributions cannot be well defined unless one specifies how to sum the perturbative series in  $C_0(z^2\mu^2)$  to all orders, which, however, is unknown as  $C_0(z^2\mu^2)$  has been calculated to only NNLO so far [21].

Note that  $m_0^{\overline{\text{MS}}}$  is analogous to the mass renormalization in heavy-quark effective theory (HQET) [57], which is of UV origin and cannot be attributed to any short-distance condensate. Instead, it appears as a residual mass term in the HQET Lagrangian and exists in  $\tilde{h}^{\overline{\text{MS}}}(z, 0, \mu)$  at all  $z$ , i.e.,

$$\tilde{h}^{\overline{\text{MS}}}(z, 0, \mu) = e^{-m_0^{\overline{\text{MS}}}|z|}\tilde{h}_0^{\overline{\text{MS}}}(z, 0, \mu), \quad (\text{A6})$$

where  $\tilde{h}_0^{\overline{\text{MS}}}(z, 0, \mu)$  at short distance reduces to the OPE series in the brackets of Eq. (A5).

The renormalons have been studied extensively for the

Polyakov loop and plaquette in lattice QCD [47, 65–68]. In lattice perturbation theory, one has to compute the perturbative series to very high orders of  $\alpha_s$  in order to see the renormalon effects. Nevertheless, in the  $\overline{\text{MS}}$  scheme, the OPE with Wilson coefficient at a few loop orders and the condensate term, turns out to be successful in describing the static potential at short distance up to  $\sim 0.25$  fm [69]. One explanation is that  $\alpha_s$  in the  $\overline{\text{MS}}$  scheme is larger than that in lattice perturbation theory, so the renormalon effect which is of  $\mathcal{O}(\alpha_s^n)$  with  $n \sim (2\pi)/(\beta_0\alpha_s)$  becomes significant at lower orders. This situation is similar to the OPE in QCD sum rules [70–74], which works well in phenomenology. The reason behind such success is probably due to a proper choice of the renormalization scale  $\mu$  so that  $\alpha_s(\mu)$  is small enough for the perturbative series to converge, while the  $\mu$ -dependent effects in the condensate remain insignificant as they should be of the same magnitude of highest order in the truncated perturbative series [73, 74].

Therefore, we approximate Eq. (A5) as

$$\tilde{h}^{\overline{\text{MS}}}(z, 0, \mu) \approx e^{-m_0^{\overline{\text{MS}}(\mu)}|z|} [C_0^{\text{FO}}(z^2\mu^2) + \Lambda(\mu)z^2], \quad (\text{A7})$$

where “FO” stands for fixed order,  $\Lambda(\mu)$  is a parameter of  $\mathcal{O}(\Lambda_{\text{QCD}}^2)$ , and we ignore the higher power corrections by working at not too large  $z$ . The  $\mu$  dependence of the parameters  $m_0^{\overline{\text{MS}}}$  and  $\Lambda$  is understandable because this approximation is valid for a small window of  $\mu$ , and they also depend on the perturbative orders in  $C_0^{\text{FO}}$  if the latter does not converge fast. Note that although the model in Eq. (A7) is not guaranteed to satisfy the RG equation for  $\tilde{h}^{\overline{\text{MS}}}(z, 0, \mu)$ , we argue that within the range of  $\mu$  where it can describe the physical results, the  $\mu$ -dependence in the power correction term, which is already suppressed, is weak and can be ignored.

Based on the above approximation, we fit our lattice results of the ratio in Eq. (A3) to the following *ansatz*,

$$\tilde{R}(z, z_0) = e^{-\bar{m}_0(\mu)(z-z_0)} \frac{C_0^{\text{FO}}(z^2\mu^2) + \Lambda(\mu)z^2}{C_0^{\text{FO}}(z_0^2\mu^2) + \Lambda(\mu)z_0^2}, \quad (\text{A8})$$

where the mass shift

$$\bar{m}_0(\mu) = -m_0 + m_0^{\overline{\text{MS}}(\mu)}, \quad (\text{A9})$$

cancels the lattice scheme dependence of  $m_0$  in Eq. (3) and introduces the renormalon ambiguity of the  $\overline{\text{MS}}$  scheme. Effectively,  $\bar{m}_0$  matches the hybrid-scheme matrix elements at  $z \geq z_S$  to the ratio of  $\tilde{h}_0^{\overline{\text{MS}}}$  as

$$\lim_{a \rightarrow 0} e^{(\delta m(a) + \bar{m}_0(\mu))(z-z_S)} \frac{\tilde{h}(z, P^z, a)}{\tilde{h}(z_S, 0, a)} = \frac{\tilde{h}_0^{\overline{\text{MS}}}(z, P^z, \mu)}{\tilde{h}_0^{\overline{\text{MS}}}(z_S, 0, \mu)}. \quad (\text{A10})$$

Moreover, since the *ansatz* in Eq. (A8) can describe the short-distance matrix elements well, we can correct the

$\Lambda z^2$  term in  $\tilde{h}_0^{\overline{\text{MS}}}(z, 0, \mu)$  at  $z \leq z_S$  as

$$\tilde{h}_0^{\overline{\text{MS}}}(z, 0, \mu) \frac{C_0^{\text{FO}}(z^2 \mu^2)}{C_0^{\text{FO}}(z^2 \mu^2) + \Lambda(\mu) z^2}, \quad (\text{A11})$$

which is equivalent to replacing  $\tilde{h}_0^{\overline{\text{MS}}}(z, 0, \mu)$  by the perturbative  $C_0$ , as in Eq. (6). Eventually, the continuum limit of the matched matrix element in Eq. (6) is

$$\begin{aligned} \tilde{h}(z, z_S, P^z, \mu) &= \frac{\tilde{h}_0^{\overline{\text{MS}}}(z, P^z, \mu)}{C_0^{\text{FO}}(z^2 \mu^2)} \theta(z_S - |z|) \\ &+ \frac{\tilde{h}_0^{\overline{\text{MS}}}(z, P^z, \mu)}{C_0^{\text{FO}}(z_S^2 \mu^2)} \theta(|z| - z_S), \end{aligned} \quad (\text{A12})$$

which is different from  $\overline{\text{MS}}$  through a perturbative matching for all  $z$  as long as  $z_S \ll \Lambda_{\text{QCD}}^{-1}$ . Therefore, the qPDF defined as FT of  $\tilde{h}(z, z_S, P^z)$  is still factorizable.

Note that  $\bar{m}_0(\mu)$  introduces the ambiguity  $m_0^{\overline{\text{MS}}}(\mu)$  to the matched matrix elements. Nevertheless, we argue that  $C_0^{\text{FO}}(\mu^2 z^2)$  at NNLO is different from a particular summation prescription by  $\mathcal{O}(\alpha_s^3)$  contributions, which cannot be smaller than the ambiguity in  $m_0^{\overline{\text{MS}}}(\mu)$  as the latter reflects the uncertainty in summing divergent perturbative series at sufficiently high orders. Therefore, we can attribute the renormalon ambiguity in  $\bar{m}_0(\mu)$  to higher loop-order effects, and estimate the latter by varying  $\mu$  by a factor of  $\sqrt{2}$  and  $1/\sqrt{2}$ . The range of  $\mu$  we vary from cannot be too large. If  $\mu$  is too small, then  $\alpha_s(\mu)$  becomes too large; if  $\mu$  is too large, then we need to resum the large  $\ln(z^2 \mu^2)$  in  $C_0(z^2 \mu^2)$ . In both cases the perturbative series converges slowly. In our analysis, we scan  $\mu$  within  $[0.9, 2.0]$  GeV for  $C_0^{\text{NLO}}$  and  $[1.4, 3.2]$  GeV for  $C_0^{\text{NNLO}}$  to study the scale dependence and uncertainty from renormalon ambiguity.

## 2. Fitting of $\bar{m}_0$ and $\Lambda(\mu)$

Currently, the Wilson coefficient  $C_0(\mu^2 z^2)$  is known to NNLO [21, 29] and its anomalous dimension has been calculated at three-loop order [64],

$$\begin{aligned} C_0(\mu^2 z^2, \alpha_s(\mu)) &= 1 + a_s \left( 2L + \frac{10}{3} \right) \\ &+ a_s^2 \left[ \frac{13}{2} L^2 + \frac{1461 + 28\pi^2}{54} L + \frac{38127 - 824\pi^2 - 4032\zeta(3)}{648} \right] \\ &+ a_s^3 \left[ \frac{143}{6} L^3 + \left( \frac{6127}{36} + \frac{91\pi^2}{27} \right) L^2 \right. \\ &\left. + \frac{690939 + 760\pi^4 - 8976\pi^2 - 94068\zeta(3)}{972} L + 400 \right] \\ &+ \mathcal{O}(a_s^4), \end{aligned} \quad (\text{A13})$$

where  $a_s = \alpha_s/(2\pi)$ ,  $L = \ln(\mu^2 z^2/b_0^2)$ , and  $b_0 = 2e^{-\gamma_E}$ . The factor 400 in the last square bracket is a simple guess by assuming that the constant part of the perturbative correction grows as a geometric series in the order of  $a_s$ .

We also consider the RG improved (RGI) Wilson coefficient [40]

$$\begin{aligned} C_0^{\text{RGI}}(\mu^2, z^2) &= C_0(1, \alpha_s(b_0/z)) \\ &\times \exp \left[ \int_{b_0/z}^{\mu} d\alpha_s(\mu') \frac{\gamma_{\mathcal{O}}(\alpha(\mu'))}{\beta(\alpha_s(\mu'))} \right], \end{aligned} \quad (\text{A14})$$

where  $\gamma_{\mathcal{O}}$  is the anomalous dimension of the operator  $O_{\Gamma}(z, \mu)$ , and  $\beta(\alpha_s(\mu)) = d\alpha_s(\mu)/d\ln\mu^2$ . In this way, we can first factor out the evolution factor in Eq. (A7) as it must be satisfied by the full matrix element  $\tilde{h}^{\overline{\text{MS}}}(z, 0, \mu)$ , and therefore construct the ratio  $\tilde{R}(z, z_0)$  in an explicitly  $\mu$ -independent way.

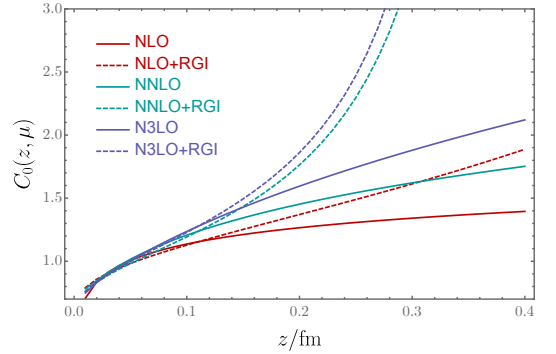


FIG. 6. The fixed-order and RGI Wilson coefficients  $C_0(z^2 \mu^2)$  up to N<sup>3</sup>LO.

We compare  $C_0$  and  $C_0^{\text{RGI}}$  at NLO, NNLO and N<sup>3</sup>LO at  $\mu = 2.0$  GeV in Fig. 6. The strong coupling constants at each perturbative order are defined by the corresponding  $\Lambda_{\text{QCD}}^{\overline{\text{MS}}}$  with one-, two- and three-loop  $\beta$  functions and  $n_f = 3$ , which are fixed by matching to  $\alpha_s(\mu = 2 \text{ GeV}) = 0.293$ . The latter is obtained from  $\Lambda_{\text{QCD}}^{\overline{\text{MS}}} = 332 \text{ MeV}$  with five-loop  $\beta$ -function and  $n_f = 3$ , as has been calculated using the same lattice ensembles [75]. As one can see, at  $z > 0.2 \text{ fm}$  the RGI Wilson coefficients start to deviate significantly from the fixed-order ones, which is mainly due to the large value of  $\alpha_s$  as in RGI Wilson coefficients as we evolve from  $\mu$  to  $1/z$ . This indicates that at  $z > 0.2 \text{ fm}$ , the scale uncertainty in the perturbative series is significant due to the enhancement of non-perturbative effects, and to use OPE we should work at very short distances ( $z < 0.2 \text{ fm}$ ). However, there will not be enough room for varying  $z$  to satisfy  $z \gg a$  so that discretization effects are suppressed. Therefore, in our analysis we loosen our requirement for very small  $z$  by only using the *ansatz* in Eq. (A8) and not considering the RGI Wilson coefficients.

In Fig. 7a, we plot an effective mass  $\bar{m}_0^{\text{eff}}(z)$  which is defined as

$$\bar{m}_0^{\text{eff}}(z)(z - z_0) \equiv -\ln \frac{\tilde{h}(z, 0, a)}{\tilde{h}(z_0, 0, a)} + \ln \frac{C_0^{\text{NNLO}}(z^2 \mu^2)}{C_0^{\text{NNLO}}(z_0^2 \mu^2)}, \quad (\text{A15})$$

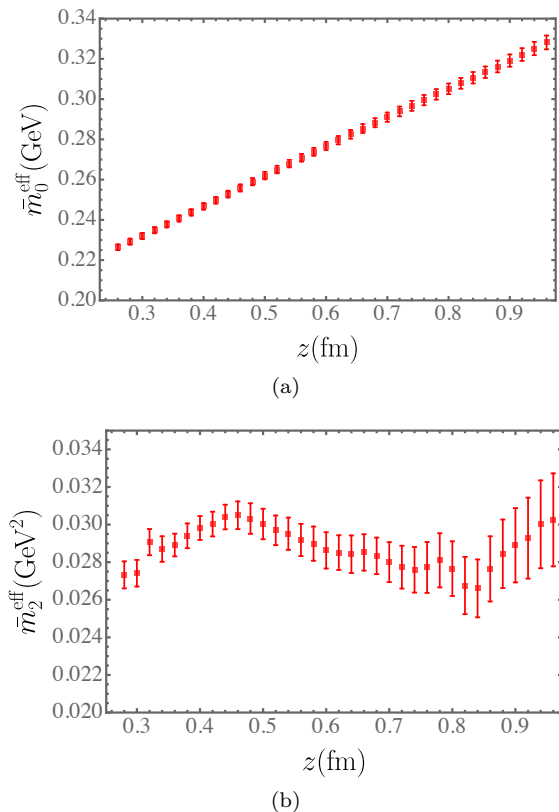


FIG. 7. Effective mass  $\bar{m}_0^{\text{eff}}(z)$  (a) and its slope  $\bar{m}_2^{\text{eff}}(z)$  (b) vs  $z$ .

where  $\mu = 2.0$  GeV. If the twist-four condensate is negligible, then we should expect a plateau in  $z$ , but Fig. 7a shows that it has an almost constant nonzero slope at  $z$  from 0.24 fm up to 1.0 fm. In Fig. 7b we plot its slope

$$\bar{m}_2^{\text{eff}}(z) = \frac{\bar{m}_0^{\text{eff}}(z) - \bar{m}_0^{\text{eff}}(z - a)}{a}, \quad (\text{A16})$$

which is consistent with being constant for a wide range of  $z$ . This suggests that there is considerable quadratic  $z$ -dependence from the twist-four condensate, as included in the *ansatz* in Eq. (A8).

Our results for  $\bar{m}_0$  and  $\Lambda$  fitted from  $\tilde{R}(z, z_0)$  for  $z_0 < z < z_{\text{max}}$  with  $z_0 = 0.24$  fm are shown in Fig. 8. As one can see, the two parameters remain constant in  $z_{\text{max}}$  up to around 0.5 fm within a small window of  $\mu$ , which is different with the NLO and NNLO Wilson coefficients. At larger  $z$ , the higher-twist and  $\alpha_s \ln(z^2 \mu^2)$  effects become significant, which can no longer be described by the simple *ansatz* in Eq. (A8). In this work, we use  $\tilde{R}(z, z_0)$  at  $0.24 \text{ fm} < z < 0.4 \text{ fm}$  to fit the parameters at all  $\mu$  as input for the hybrid scheme renormalization and matching. To estimate the uncertainty from the choice of  $\mu$ , we will match the qPDFs obtained at different  $\mu$  to the corresponding PDFs, and then evolve the final results to  $\mu = 2.0$  GeV for comparison.

## Appendix B: Fourier transform (FT)

The qPDF is defined as the FT of  $\tilde{h}(z, z_S, P^z)$  or  $\tilde{h}(\lambda, \lambda_S, P^z)$ ,

$$\tilde{f}(x, z_S, P^z) = \int \frac{d\lambda}{2\pi} e^{ix\lambda} \tilde{h}(\lambda, \lambda_S, P^z). \quad (\text{B1})$$

Since  $\tilde{h}(\lambda, \lambda_S, P^z)$  is perturbatively matched from the  $\overline{\text{MS}}$  scheme, the factorization formula should still be valid for the corresponding qPDF  $\tilde{f}(x, z_S, P^z)$  [27]. Therefore, we should integrate over all  $z$  in the FT to obtain the  $x$ -dependence of the qPDF. However, due to finite lattice size effects, worsening signal-to-noise ratio and other systematics at large  $z$ , we have to truncate  $\tilde{h}(z, z_S, P^z)$  at  $z = z_L$  and extrapolate to  $z \rightarrow \infty$  to complete the FT. As a result, the small- $x$  ( $x \lesssim 1/\lambda_L$ ) region is the most sensitive to the extrapolation model, and the corresponding systematic uncertainty cannot be well controlled. On the other hand, the reliability of the  $x \gtrsim 1/\lambda_L$  region depends on the premises that the  $\tilde{h}(z)$  is small at  $z = z_L$  and exhibits an exponential decay when  $z_L$  is large enough. The first condition is easy to understand as a truncated FT will lead to an unphysical oscillation in the  $x$ -space with amplitude proportional to  $|\tilde{h}(z_L)|$ , while the exponential decay guarantees that the FT converges fast and the qPDF at  $x \gtrsim 1/\lambda_L$  has very little dependence on the specific model used in the extrapolation.

In this section, we first derive that the equal-time correlator in a hadron state does exhibit an exponential decay at large distances, then we demonstrate that including this constraint in the extrapolation will lead to a reliable FT in the moderate-to-large  $x$  region. Finally, we perform the extrapolated FT on our lattice results.

### 1. Matrix elements at large $z$

To begin with, let us consider a current-current correlation in the vacuum,  $\langle \Omega | J_5(x) J_5(0) | \Omega \rangle$ , where  $J_5 = \bar{q} \gamma_5 q$  and  $x^2 < 0$ . If we ignore the existence of zero modes and only consider gapped vacuum excitations, then

$$\begin{aligned} & \langle \Omega | J_5(x) J_5(0) | \Omega \rangle \\ &= \sum_n \int \frac{d^3 k_n}{(2\pi)^3 2E_{k_n}} \langle \Omega | J_5(x) | n \rangle \langle n | J_5(0) | \Omega \rangle \\ &= \sum_n \int \frac{d^3 k_n}{(2\pi)^3 2E_k} \langle \Omega | J_5(0) | n \rangle \langle n | J_5(0) | \Omega \rangle e^{-ix \cdot k_n} \\ &= \sum_n |Z_n|^2 \int \frac{d^4 k_n}{(2\pi)^4} \frac{e^{-ix \cdot k_n}}{k_n^2 - m_n^2 + i0} \\ &= -\frac{i}{4\pi^2} \sum_n |Z_n|^2 \frac{m_n}{\sqrt{-x^2}} K_1(m_n \sqrt{-x^2}). \end{aligned} \quad (\text{B2})$$

where  $Z_n$  is the overlap between the operator  $J_5(x)$  and intermediate state  $|n\rangle$ . Here  $m_n$  is the mass of the intermediate state particle, and  $K_n$  is the modified Bessel



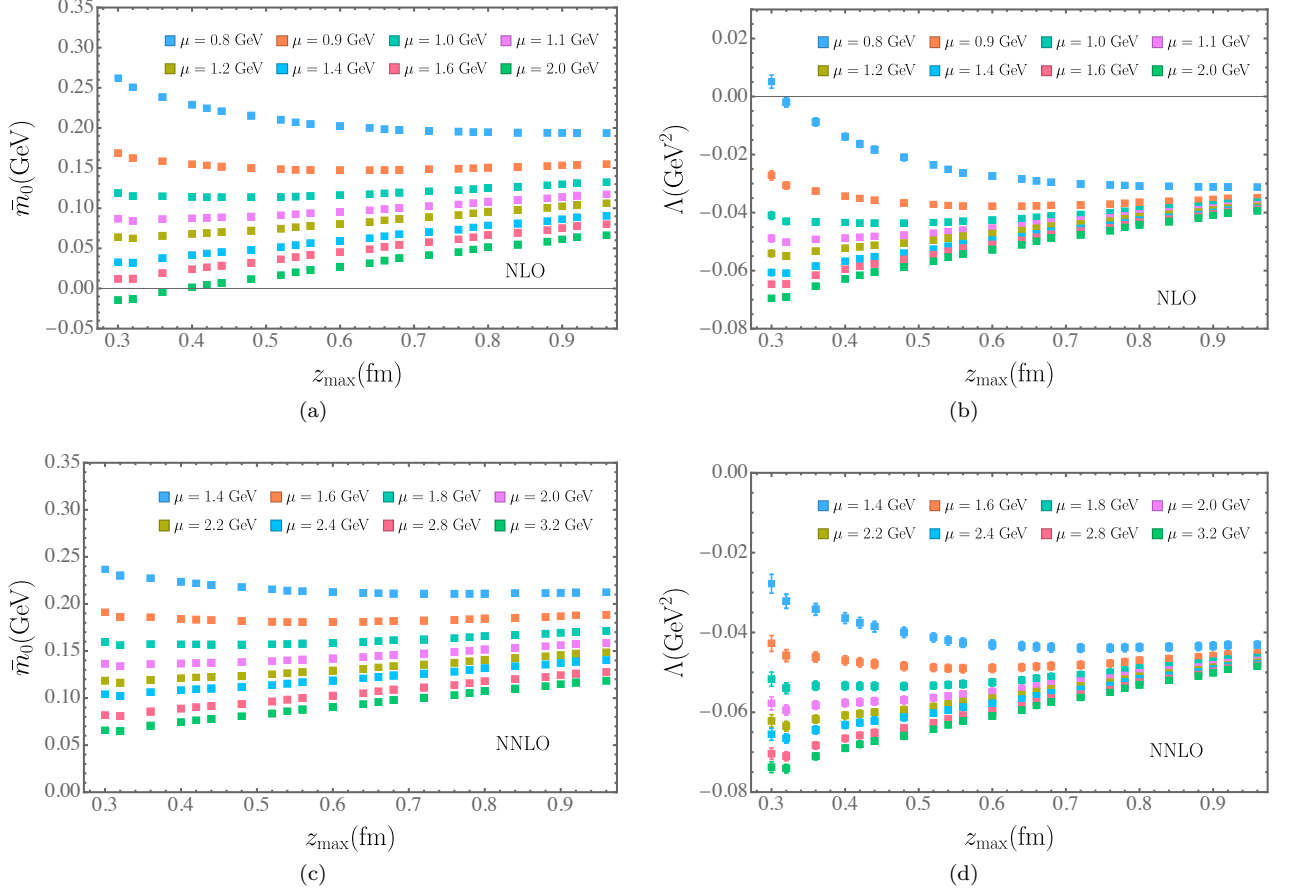


FIG. 8. Results for  $\bar{m}_0(\mu)$  (a) and  $\Lambda(\mu)$  (b) fitted from  $\tilde{R}(z, z_0)$  for  $z_0 < z < z_{\max}$  and  $z_0 = 0.24$  fm, with NLO and NNLO Wilson coefficients at various values of  $\mu$ .

function of the second kind. Then, since

$$\lim_{|x| \rightarrow \infty} \frac{m_n}{\sqrt{-x^2}} K_1(m_n \sqrt{-x^2}) = \sqrt{\frac{\pi}{2}} \frac{\sqrt{m_n}}{|x|^{\frac{3}{2}}} e^{-m_n |x|}, \quad (\text{B3})$$

The correlation function should, therefore, be dominated by the exponential decay of the lowest-lying state that overlaps with  $J_5(x)$ .

When the external state is a static hadron, it has also been shown that the spacelike correlations exhibit an exponential decay at large distance [56].

We are interested in equal-time quark bilinear correlators in a boosted hadron state, which can be expressed in terms of the product of two “heavy-light” currents [44, 46], where the “heavy quark”  $h_{\hat{x}}$  is an auxiliary field defined along the  $\hat{x}$  direction, similar to that in HQET.

Let us choose the external state to be a pion. According to Lorentz covariance, we can decompose the correlation as

$$\begin{aligned} & \langle \pi(p) | \bar{q}(x) \gamma^\mu h_{\hat{x}}(x) \bar{h}_{\hat{x}}(0) q(0) | \pi(p) \rangle \\ & = p^\mu f_p(p \cdot x, x^2) + x^\mu f_x(p \cdot x, x^2), \end{aligned} \quad (\text{B4})$$

where the scalar functions  $f_{p,x}(p \cdot x, x^2)$  are analytic functions of  $p \cdot x$  and  $x^2$ . We can select the index  $\mu$  such that  $x^\mu = 0$ . For example, we can choose  $\mu = z$  when  $x^\mu = (t, 0, 0, 0)$  or  $\mu = t$  when  $x^\mu = (0, 0, 0, z)$ . The HQET corresponds to the timelike case, as

$$\begin{aligned} p^z f_p(p \cdot x, x^2) & = \sum_n \int \frac{d^3 k_n}{(2\pi)^3 2E_{k_n}} e^{-ix \cdot (k_n - m_Q v - p)} \\ & \times \langle \pi(p) | \bar{q} \Gamma h_v | n \rangle \langle n | \bar{h}_v q | \pi(p) \rangle, \end{aligned} \quad (\text{B5})$$

where  $h_v$  is the effective heavy-quark field moving with velocity  $v^\mu$  and related to the QCD heavy quark  $Q$  by the projection

$$h_v(x) = e^{im_Q v \cdot x} \frac{1 + \not{v}}{2} Q(x). \quad (\text{B6})$$

The lowest intermediate state  $|H(v)\rangle$  is a heavy-light meson with mass  $m_H = m_Q + \bar{\Lambda}$  and momentum  $k^\mu = m_H v^\mu$ , where  $m_Q$  is the heavy quark pole mass, and  $\bar{\Lambda}$  can be interpreted as the mass of the constituent light quark or binding energy. Both  $\bar{\Lambda}$  and  $m_Q$  have  $\mathcal{O}(\Lambda_{\text{QCD}})$  renormalon ambiguities which cancel between each other. In the  $\Lambda_{\text{QCD}}/m_Q \rightarrow 0$  limit,  $\bar{\Lambda}$  should be independent of

the heavy quark mass, but can depend on the light quark mass.

The matrix element  $\langle \pi(p) | \bar{q} \Gamma h_v | H(v) \rangle$  is given by the transition form factors [76],

$$\begin{aligned} & \langle \pi(p) | \bar{q} \Gamma h_v | H(v) \rangle \\ &= -\text{Tr} \left\{ \gamma_5 \left[ f_1(v \cdot p) + f_2(v \cdot p) \frac{\not{p}}{v \cdot p} \right] \Gamma \mathcal{M}(v) \right\}, \quad (\text{B7}) \end{aligned}$$

where the form factors  $f_1$  and  $f_2$  only depend on  $v \cdot p$  in HQET, and the projection operator  $\mathcal{M}(v)$  depends on the spin of the heavy-light meson  $H(v)$ ,

$$\mathcal{M}(v) = \frac{1 + \not{v}}{2} \begin{cases} -\gamma_5, & \text{for } J^P = 0^-, \\ \not{v}, & \text{for } J^P = 1^-, \end{cases} \quad (\text{B8})$$

with  $\epsilon^\mu$  being the polarization vector for vector mesons. Therefore,

$$\langle \pi(p) | \bar{q} \gamma^\mu h_v | H(v) \rangle = 2f_1(v \cdot p)v^\mu + 2f_2(v \cdot p)p^\mu, \quad (\text{B9})$$

$$\langle \pi(p) | \bar{q} h_v | H(v) \rangle = 2f_1(v \cdot p) + 2f_2(v \cdot p). \quad (\text{B10})$$

Then, the correlation function becomes

$$\begin{aligned} p^z f_p(p \cdot x, x^2) &\approx 4m_Q^2 \sum_n \int \frac{d^3 \vec{v}}{(2\pi)^3 2\sqrt{1 + \vec{v}^2}} \\ &\times e^{-i(\bar{\Lambda}\sqrt{1 + \vec{v}^2} - p^0)x^0} (f_1 + f_2)(f_1 v^z + f_2 p^z). \quad (\text{B11}) \end{aligned}$$

Note that when  $x^0 \rightarrow \infty$ ,  $x^0 \bar{\Lambda} \sqrt{1 + \vec{v}^2} \geq x^0 \bar{\Lambda}$  constitutes a large phase, so the integrand is quickly oscillating and should be suppressed. To have a naive estimate, let us assume  $f_1$  and  $f_2$  are constant in  $v \cdot p$ , and the remaining integral is simply

$$\begin{aligned} & \int \frac{d^3 \vec{v}}{(2\pi)^3 2\sqrt{1 + \vec{v}^2}} e^{-i(\bar{\Lambda}\sqrt{1 + \vec{v}^2} - p^0)x^0} \\ &= \frac{1}{4\pi^2} K_1 \left( \bar{\Lambda} \sqrt{-x_0^2} \right) \frac{e^{ip^0 x^0}}{\bar{\Lambda} \sqrt{-x_0^2}} \\ &= \frac{1}{4\pi^2} K_1 \left( \bar{\Lambda} \sqrt{-x^2} \right) \frac{e^{ip \cdot x}}{\bar{\Lambda} \sqrt{-x^2}}, \quad (\text{B12}) \end{aligned}$$

where we first obtained the result for imaginary  $x^0$  and then analytically continued back to the real axis.

Then, using Lorentz invariance and analyticity, we can obtain the result for  $x^2 < 0$ , which corresponds to the equal-time correlator that we calculate in this work. At large separation, we have

$$\lim_{|x| \rightarrow \infty} f_p(p \cdot x, x^2) \propto m_Q^2 \frac{e^{-\bar{\Lambda}|x|}}{(\bar{\Lambda}|x|)^{\frac{3}{2}}} e^{ip \cdot x}, \quad (\text{B13})$$

which also exhibits an exponential behavior with decay constant  $\bar{\Lambda}$ . Moreover, the correlation also includes a phase  $e^{ip \cdot x}$  which becomes  $\cos(p \cdot x)$  in the case of the valence quark distribution. Another important takeaway is that  $\bar{\Lambda}$  is a Lorentz-invariant quantity and should be independent of the external momentum.

However, it must be pointed out that the conclusion in Eq. (B13) is based on a rather crude approximation that  $f_1$  and  $f_2$  are constant in  $v \cdot p$ . In practice, the transition form factors could have a pole at the mass of a heavy-light meson created by the current  $\bar{q} \gamma^\mu h_v$  or  $\bar{h}_v q$ , which is different from  $m_H$  for the intermediate state  $|H(v)\rangle$ . As a result, the binding energy  $\bar{\Lambda}$  would also be different. If we take this into account in Eq. (B11), then the result will exhibit a more complicated asymptotic behavior at large distance,

$$\lim_{|x| \rightarrow \infty} f_p(p \cdot x, x^2) \propto \frac{e^{-\bar{\Lambda}|x|}}{|x|^d} g[p \cdot x, \cos(p \cdot x), \sin(p \cdot x)], \quad (\text{B14})$$

where the decay constant  $\bar{\Lambda}$  should vary among the different binding energies for the heavy-light mesons, which is similar to the observation in Ref. [56], and  $g$  is a function that can have both oscillating and non-oscillating dependence on  $p \cdot x$ . For large enough  $|x|$ , the exponential decay should suppress the correlation and make it or its extremes decrease monotonically in magnitude.

Note that after we match the hybrid scheme matrix elements to  $\overline{\text{MS}}$ , the renormalon ambiguity in the Wilson line mass,  $m_0^{\overline{\text{MS}}}$ , is subtracted out, so the matched result should exhibit an asymptotic behavior that goes as  $e^{-(\bar{\Lambda} - m_0^{\overline{\text{MS}}})|z|}$  at large  $z$ . Therefore, the sign of  $(\bar{\Lambda} - m_0^{\overline{\text{MS}}})$  becomes crucial in determining whether it is exponentially decaying or growing.

In QCD sum rule calculations, the result is  $\bar{\Lambda} = 0.4 - 0.6$  GeV from phenomenology, while  $m_0^{\overline{\text{MS}}}$  is expected to be  $0.1 - 0.2$  GeV [57], so  $\bar{\Lambda} - m_0^{\overline{\text{MS}}} = 0.2 - 0.5$  GeV. Since the quarks have heavier-than-physical masses in our lattice calculation, one should expect a larger  $\bar{\Lambda}$ , so it is very likely that  $\bar{\Lambda} - m_0^{\overline{\text{MS}}}$  still remains positive. After all, this can be always put to test on the  $P^z = 0$  matrix elements since  $\bar{\Lambda} - m_0^{\overline{\text{MS}}}$  is a Lorentz-invariant quantity.

## 2. Extrapolation and FT

If  $z_L$  is large enough for the correlation  $\tilde{h}(z)$  to reach the asymptotic region, then an extrapolation that encodes the exponential decay behavior we derived in App. B 1 should lead to reliable FT for moderate-to-large  $x$ . To be more precise, there is a rigorous upper bound for the uncertainty of FT which decreases with  $x$ .

To prove the above statement, let us consider extrapolation based on the general model

$$\tilde{h}(\lambda) = e^{-c|\lambda - \lambda_L|} g(\lambda), \quad (\text{B15})$$

where  $g(\lambda_L) = \tilde{h}(\lambda_L)$ , and  $c = m_{\text{eff}}/P^z$  with  $m_{\text{eff}}$  being the effective mass for the exponential decay. Motivated by QCD sum rule results, we expect  $m_{\text{eff}} \sim 0.2 - 0.5$

GeV, which can be larger since we have used heavier-than-physical quark masses. Therefore, for  $P^z \sim 2.0$  GeV in the current work, we should have  $c \sim 0.10 - 0.25$  or higher.

Now let us compare two extrapolations  $h_1$  and  $h_2$  with different  $g_1$  and  $g_2$ . The difference between the two extrapolations,

$$\delta\tilde{h}(\lambda) \equiv \tilde{h}_1(\lambda) - \tilde{h}_2(\lambda), \quad (\text{B16})$$

should satisfy  $\delta\tilde{h}(\lambda_L) = 0$  and  $\delta\tilde{h}(\infty) = 0$ . The difference in the FT with extrapolation is therefore

$$\delta\tilde{f}(x) = \int_{\lambda_L}^{\infty} \frac{d\lambda}{\pi} \delta\tilde{h}(\lambda) \cos(x\lambda). \quad (\text{B17})$$

If we can approximate  $\delta\tilde{h}(\lambda)$  as a flat curve within one period of the oscillatory function  $\cos(x\lambda)$ , then the integral in that region vanishes. This condition can be satisfied if  $|\delta\tilde{h}'(\lambda)| \ll x$ , which should be reached very quickly due to the exponential suppression at large  $\lambda$ . For each  $x$ , there should be a minimal integer  $N_x$  which satisfies  $|\delta\tilde{h}'(\lambda_L + N_x 2\pi/x)| \ll x$ , so that we can approximate  $\delta\tilde{f}(x)$  as

$$\delta\tilde{f}(x) \approx \int_{\lambda_L}^{\lambda_L + N_x \frac{2\pi}{x}} \frac{d\lambda}{\pi} \delta\tilde{h}(\lambda) \cos(x\lambda). \quad (\text{B18})$$

Since  $\delta\tilde{h}(\lambda_L) = 0$  and  $\delta\tilde{h}(\infty) = 0$ , there must be at least one extremum of  $\delta\tilde{h}(\lambda)$  for  $\lambda_L < \lambda < \infty$ , so we have the inequality

$$\begin{aligned} |\delta\tilde{f}(x)| &< \int_{\lambda_L}^{\lambda_L + N_x \frac{2\pi}{x}} \frac{d\lambda}{\pi} |\delta\tilde{h}(\lambda)| |\cos(x\lambda)| \\ &< N_x |\delta\tilde{h}(\lambda)|_{\max} \int_{\lambda_L}^{\lambda_L + \frac{2\pi}{x}} \frac{d\lambda}{\pi} |\cos(x\lambda)| \\ &= \frac{4N_x |\delta\tilde{h}(\lambda)|_{\max}}{\pi x} \lesssim \frac{4N_x |\tilde{h}(\lambda_L)|}{\pi x}. \end{aligned} \quad (\text{B19})$$

According to our estimate of  $\bar{\Lambda} - m_0^{\overline{\text{MS}}}$ ,  $c \gtrsim 0.1$  at  $P^z \sim 2$  GeV, so

$$e^{-cN_x(2\pi)/x} \lesssim e^{-0.6N_x/x}, \quad (\text{B20})$$

and  $N_x \sim \mathcal{O}(1)$  should be sufficient to satisfy  $|\delta\tilde{h}'(\lambda_L + N_x 2\pi/x)| \ll x$  with  $0 < x < 1$ . Therefore, in Eq. (B19) we demonstrate that there is an upper bound for the model uncertainty in the FT with exponential extrapolation, which decreases in  $x$ . The error is also proportional to  $|\delta\tilde{h}(\lambda)|_{\max}$  which can be much smaller than  $|\tilde{h}(\lambda_L)|$  that is already close to zero. If  $h(\lambda_L) = 0.1$ ,  $|\delta\tilde{h}(\lambda)|_{\max} = 0.05$ , and  $N_x = 1$ , then we have

$$|\delta\tilde{f}(x)| < \frac{0.07}{x}, \quad (\text{B21})$$

which is less than 0.15 at  $x = 0.5$  and around 15% of the central value of the qPDF as we obtain below. It is

worth pointing out that our estimate of the upper bound in Eq. (B19) can be highly overestimated, as  $\delta\tilde{h}(\lambda)$  has an oscillation from  $\cos(\lambda)$  and  $\sin(\lambda)$  which are out of pace with  $\cos(x\lambda)$  for  $0 < x < 1$ , and  $|\delta\tilde{h}(\lambda)|_{\max}$  could be much smaller than  $|\tilde{h}(\lambda_L)|$  and at a sharp peak within  $\lambda_L < \lambda < \lambda_L + N_x 2\pi/x$ .

Therefore, the FT with exponential extrapolation is under control for moderate and large  $x$ . When  $\tilde{h}(\lambda_L)$  is small enough, the model uncertainty from the extrapolation can be controlled to be much smaller than the other systematic uncertainties which are about 10% – 20% in this work.

It is worth to compare with the extrapolation error when the correlation function decreases algebraically as  $1/|\lambda|^d$ , which corresponds to the generic model

$$\tilde{h}(\lambda) = \left(\frac{\lambda_L}{\lambda}\right)^d g(\lambda). \quad (\text{B22})$$

Suppose we truncate at  $\lambda_L = 10$ , then

$$\left(\frac{\lambda_L}{\lambda_L + N_x 2\pi/x}\right)^d \sim (1 + 0.6N_x/x)^{-d}. \quad (\text{B23})$$

The power  $d$  is related to the small- $x$  behavior of the PDF. If we parameterize the PDF as  $\sim x^a(1-x)^b$ , then with LO matching one can derive that  $d = \min\{1+a, 1+b\}$  [27], which is  $\mathcal{O}(1)$  empirically. Therefore, it will take  $N_x \gg 1$  for the factor in Eq. (B23) to decrease sufficiently to satisfy the condition  $|\delta\tilde{h}'(\lambda_L + N_x 2\pi/x)| \ll x$ . As a result, the uncertainty in the FT is of orders of magnitude larger than that of extrapolation with exponential decay.

To test our claim of controlled FT error with exponential decay, we choose a particular model

$$\tilde{h}(\lambda) = \tilde{h}(\lambda_L) \left(\frac{\lambda_L}{\lambda}\right)^d e^{-c|\lambda - \lambda_L|}. \quad (\text{B24})$$

Suppose that the extrapolation is done at  $\lambda_L = 10$  with  $\tilde{h}(\lambda_L) = 0.15$ , and the parameters  $c$  and  $d$  are fitted with errors  $\delta c$  and  $\delta d$ , then we analytically FT the extrapolated result to the  $x$ -space, and calculate its error using

$$\delta f(x, c, d) = \sqrt{\left(\frac{\partial \tilde{f}}{\partial c}\right)^2 \delta c^2 + \left(\frac{\partial \tilde{f}}{\partial d}\right)^2 \delta d^2}. \quad (\text{B25})$$

In Fig. 9, we plot the extrapolation error against  $x$ . We have chosen different central values of the parameters  $c$  and  $d$  and fairly large uncertainties in them. The parameter  $d$  cannot have a large negative value, otherwise it would make  $\tilde{h}(\lambda)$  grow beyond  $\lambda_L$ . In most of the scenarios considered, the error is  $\lesssim 0.1$  for  $x > 0.1$ . As we shall see below, the actual extrapolation error is much smaller than this estimate and thus negligible when compared to the other systematic errors.

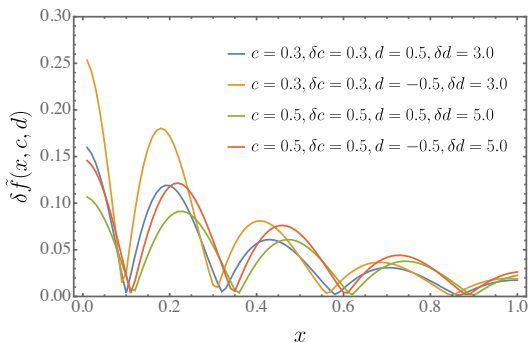


FIG. 9. Estimate of error in the FT with extropolation using the model in Eq. (B24).

| $n_z$ | $z_L/a$       |               |
|-------|---------------|---------------|
|       | $a = 0.04$ fm | $a = 0.06$ fm |
| 1     | {29, 30, 31}  | N/A           |
| 2     | {26, 27, 28}  | {19, 20, 21}  |
| 3     | {19, 20, 21}  | {16, 17, 18}  |
| 4     | {24, 25, 26}  | {14, 15, 16}  |
| 5     | {21, 22, 23}  | {15, 16, 17}  |

TABLE II. Choices of  $z_L$  for the extrapolations.

In the following, we perform the extrapolation with four different models. The extrapolation is carried out on each bootstrap sample by a minimal-square fit. For each  $P^z$ , we truncate  $\tilde{h}(z)$  at the largest  $z$ ,  $z_{>0}$ , where the central value of  $\tilde{h}(z)$  remains positive, and choose  $z_{\max} = \{z_{>0} - 2a, z_{>0} - a, z_{>0}\}$  to estimate the truncation error. The range of  $z$  used to fit the parameters is  $z_{\min} \leq z \leq z_{\max}$  where  $z_{\min}$  satisfies  $\tilde{h}(z_{\min}) < 0.2$ . The continuity condition between data and model was imposed in the middle point of the fit range, namely  $z_L$ , which is listed in Table II. The extrapolation models are:

*Exponential decay model*, or “model-exp”. The model for extrapolation is

$$A \frac{e^{-m_{\text{eff}}|z|}}{|\lambda|^d}. \quad (\text{B26})$$

We have tried to fit  $m_{\text{eff}}$  from the same range of  $z$  for  $P^z = 0$  matrix elements with a similar form,  $Ae^{-m_{\text{eff}}|z|}/|z|^d$ , and found that  $m_{\text{eff}}$  is around 0.1 GeV, about the same scale as the phenomenological estimate. For the  $P^z \neq 0$  matrix elements, we do not fix  $m_{\text{eff}}$ , but constrain it with a prior  $m_{\text{eff}} \geq m_{\min}$ . To test the dependence on this prior condition, we have set  $m_{\min} = \{0, 0.1, 0.2\}$  GeV. Besides, we also impose  $A > 0$  and  $d > 0$  to ensure that the extrapolated result is positive and decreases in  $\lambda$ .

*Power-law decay model*, or “model-pow”. The model is defined by setting  $m_{\text{eff}} = 0$  in model-exp. As the  $P^z \rightarrow \infty$  limit of model-exp, model-pow can be used to give a coarse estimate of the significance of higher-twist effects, although its FT error is not well under control as we discussed above. We impose the conditions  $A, d > 0$  so that the fitted results decrease to zero as  $\lambda \rightarrow \infty$ .

*Two-parameter model with exponential decay*, or “model-2p-exp”. As we can see from Fig. 1, the matrix elements at  $\lambda_L \sim 6 - 10$  do not show a clear exponential decay, although they can be fitted by the latter with  $\chi^2/d.o.f < 1$  due to the large errors. This may indicate that there is oscillation in  $\tilde{h}(\lambda)$ . To incorporate such dependence, we ignore the higher-twist contributions and assume that the qPDF is parameterized as

$$f_v(x; a, b) = \frac{\Gamma(2+a+b)}{\Gamma(1+a)\Gamma(1+b)} |x|^a (1-|x|)^b \times \theta(|x|)\theta(1-|x|). \quad (\text{B27})$$

By doing an inverse FT into the  $\lambda$ -space, the asymptotic form of  $h_{2p}(\lambda)$  at large  $\lambda$  reads,

$$\tilde{h}_{2p}(\lambda) = A \text{Re} \left[ \frac{\Gamma(1+a)}{(-i|\lambda|)^{a+1}} + e^{i\lambda} \frac{\Gamma(1+b)}{(i|\lambda|)^{b+1}} \right]. \quad (\text{B28})$$

Then we multiply  $\tilde{h}_{2p}(\lambda)$  with an exponential decay factor as our model for extrapolation,

$$\tilde{h}_{2p\text{-exp}} = \tilde{h}_{2p}(\lambda) e^{-m_{\text{eff}}(z-z_L)}. \quad (\text{B29})$$

*Two-parameter model*, or “model-2p”. Again, we ignore the exponential decay and use  $\tilde{h}_{2p}$  as the extrapolation model, which can help us estimate the significance of higher-twist effects.

In Fig. 10 we compare the FT with different  $z_L$  for extrapolation with model-exp and condition  $m_{\text{eff}} > 0.1$  GeV. Except for very small  $x$ , the results are consistent, and those at smaller  $z_L$  have smaller errors because the error of the matrix element grows with  $z$ . Therefore, for the rest of our analysis, we simply use the largest  $z_L$  for each  $P^z$ .

In Fig. 11 we show the extrapolations with different models, which have noticeable differences at  $\lambda > \lambda_L$ . In Fig. 12 we compare the FT with different extrapolation models as well as with the discrete FT (DFT). As we can see, the DFT introduces unphysical oscillation in the qPDF which is due to the truncation of  $\tilde{h}(\lambda)$  at  $\lambda_L$ . In contrast, the extrapolations are free of such oscillation, and different models yield consistent qPDFs at moderate and large  $x$ , though they differ significantly at small  $x$ . We notice that the qPDF from model-2p extrapolation still has slight oscillations despite its agreement with the others, because the extrapolated result decays too slowly at  $\lambda > \lambda_L$ . As expected, the models with exponential decay lead to regular qPDFs at  $x = 0$ , whereas model-pow and model-2p give divergent qPDFs as  $x \rightarrow 0$ .

Based on the above results, we use model-exp with  $m_{\text{eff}} > 0.1$  GeV for the FT in our following analysis. To have a coarse estimate of the uncertainties from extrapolation model and higher-twist contributions, we look into the difference between final PDFs matched from qPDFs with model-exp and model-pow extrapolations.

Recall that although the hybrid-scheme matrix elements  $\tilde{h}(\lambda, \lambda_S, P^z)$  should be RG invariant, they can still

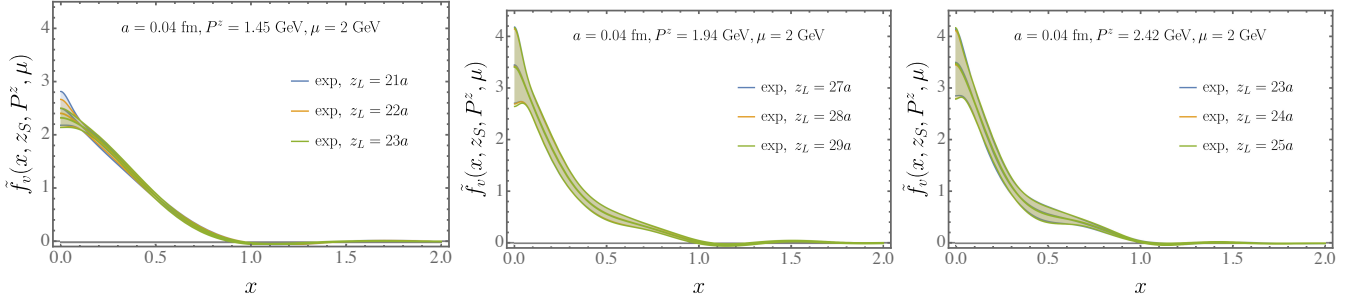


FIG. 10. FT with different  $z_L$  for model-exp extrapolation (with prior  $m_{\text{eff}} > 0.1$  GeV) of the NNLO-matched  $\tilde{h}(\lambda, \lambda_S, P^z, \mu, a)$  at  $z_S = 0.24$  fm.

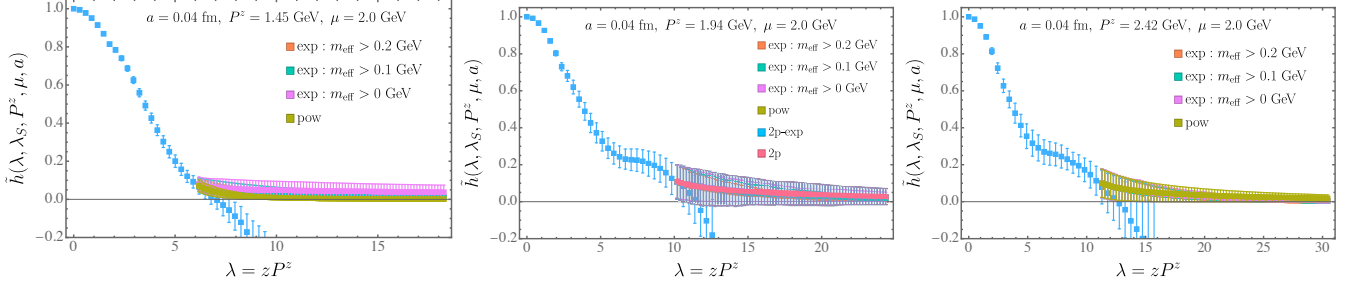


FIG. 11. Extrapolation with different models for the NNLO-matched  $\tilde{h}(\lambda, \lambda_S, P^z, \mu, a)$ . At  $P^z = 1.94$  GeV, we have added the comparison with the 2p-exp and 2p models.

depend on  $\mu$  due to the fixed-order Wilson coefficients used in the matching between lattice and  $\overline{\text{MS}}$  schemes. In Fig. 13, we compare the qPDFs which are FTs of  $\tilde{h}(\lambda, \lambda_S, P^z, \mu, a)$  obtained at  $a = 0.04$  fm with  $C_0^{\text{NLO}}$  and  $C_0^{\text{NNLO}}$ . We choose  $\mu = 1.0$  GeV for  $C_0^{\text{NLO}}$  and  $\mu = 2.0$  GeV for  $C_0^{\text{NNLO}}$  as the *ansatz* in Eq. (A8) appear to best describe the lattice matrix elements according to Fig. 8 at these scales. The results are almost identical to each other, which shows that the renormalon-inspired model with fixed-order Wilson coefficient can indeed describe the data within a specific window of  $\mu$ . At NLO, smaller  $\mu$  is favored as  $\alpha_s(\mu)$  is larger so that the renormalon effects become important at lower orders. In Fig. 14 we show the  $\mu$ -dependence of the qPDFs from NLO- and NNLO-matched  $\tilde{h}(\lambda, \lambda_S, P^z, \mu, a)$ . As one can see, the results have mild dependence on  $\mu$  which becomes more significant at lower scales. Therefore, the uncertainty from scale variation will also be larger in this region.

### Appendix C: Perturbative matching

In this section we perform the perturbative matching to the qPDF. Recall that Eq. (7) relates the qPDF to the PDF,

$$f_v(x, \mu) = \int_{-\infty}^{\infty} \frac{dy}{|y|} C^{-1}\left(\frac{x}{y}, \frac{\mu}{yP^z}, |y|\lambda_S\right) \tilde{f}_v(y, z_S, P^z) + \mathcal{O}\left(\frac{\Lambda_{\text{QCD}}^2}{(xP^z)^2}, \frac{\Lambda_{\text{QCD}}^2}{((1-x)P^z)^2}\right). \quad (\text{C1})$$

The matching kernel  $C$  can be expanded to  $\mathcal{O}(\alpha_s)$  as

$$C\left(\frac{x}{y}, \frac{\mu}{yP^z}, |y|\lambda_S\right) = \delta\left(\frac{x}{y} - 1\right) + \alpha_s C^{(1)}\left(\frac{x}{y}, \frac{\mu}{yP^z}, |y|\lambda_S\right) + \alpha_s^2 C^{(2)}\left(\frac{x}{y}, \frac{\mu}{yP^z}, |y|\lambda_S\right) + \mathcal{O}(\alpha_s^3). \quad (\text{C2})$$

The inverse matching kernel  $C^{-1}$  can be obtained by solving

$$\int \frac{dz}{|z|} C^{-1}\left(\frac{x}{z}, \frac{\mu}{zP^z}, |z|\lambda_S\right) C\left(\frac{z}{y}, \frac{\mu}{yP^z}, |y|\lambda_S\right) = \delta\left(\frac{x}{y} - 1\right) \quad (\text{C3})$$

order by order in  $\alpha_s$  [60], and the result is

$$C^{-1}\left(\frac{x}{y}, \frac{\mu}{yP^z}, |y|\lambda_S\right) = \delta\left(\frac{x}{y} - 1\right) - \alpha_s C^{(1)}\left(\frac{x}{y}, \frac{\mu}{yP^z}, |y|\lambda_S\right) + \alpha_s^2 \int \frac{dz}{|z|} C^{(1)}\left(\frac{x}{z}, \frac{\mu}{zP^z}, |z|\lambda_S\right) C^{(1)}\left(\frac{z}{y}, \frac{\mu}{yP^z}, |y|\lambda_S\right) - \alpha_s^2 C^{(2)}\left(\frac{x}{y}, \frac{\mu}{yP^z}, |y|\lambda_S\right) + \mathcal{O}(\alpha_s^3). \quad (\text{C4})$$

It has been shown in Ref. [60] that the inverse matching coefficient satisfies the correct RG and  $P^z$ -evolution equations.

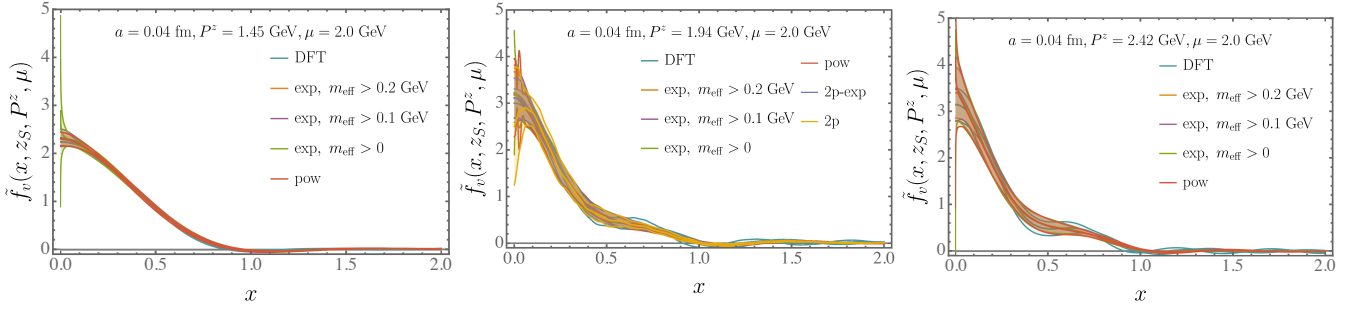


FIG. 12. Comparison of DFT and FT with different extrapolation models for the NNLO-matched  $\tilde{h}(\lambda, \lambda_S, P^z, \mu, a)$  at  $z_S = 0.24$  fm. At  $P^z = 1.94$  GeV, we have added the comparison with the 2p-exp and 2p models.

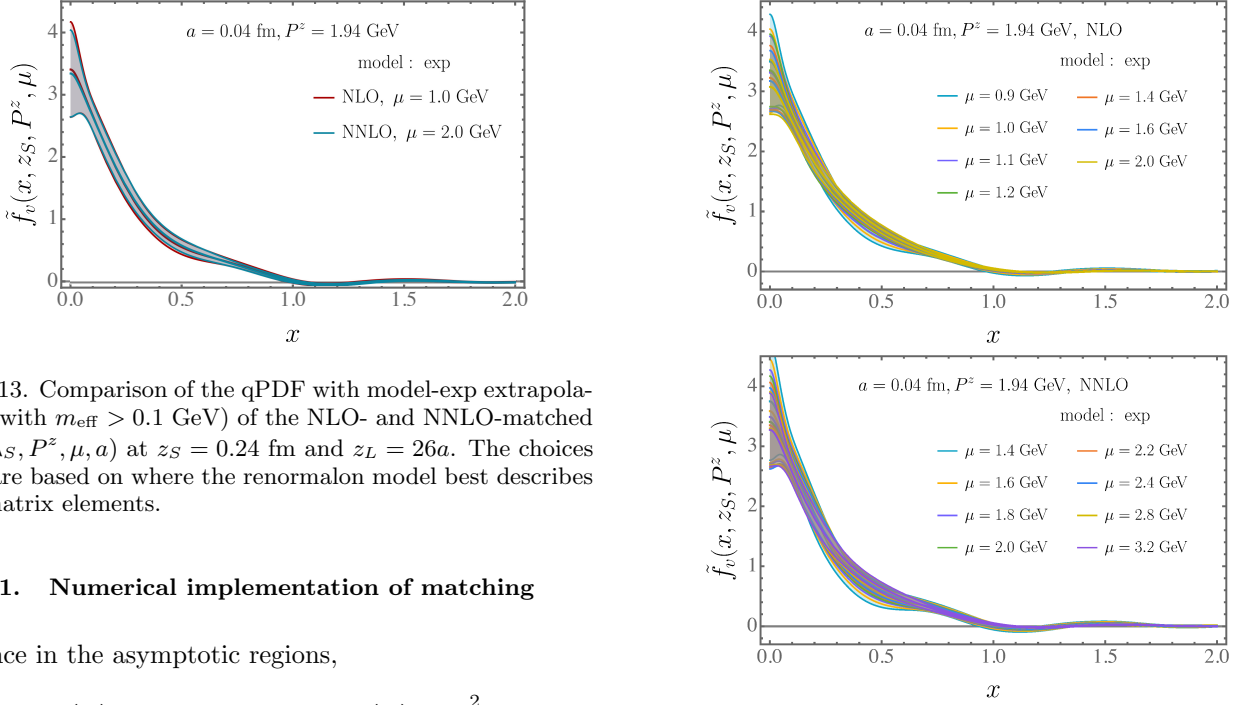


FIG. 13. Comparison of the qPDF with model-exp extrapolation (with  $m_{\text{eff}} > 0.1$  GeV) of the NLO- and NNLO-matched  $\tilde{h}(\lambda, \lambda_S, P^z, \mu, a)$  at  $z_S = 0.24$  fm and  $z_L = 26a$ . The choices of  $\mu$  are based on where the renormalon model best describes the matrix elements.

### 1. Numerical implementation of matching

Since in the asymptotic regions,

$$\lim_{y \rightarrow \infty} C\left(\frac{x}{y}\right) \rightarrow \text{finite}, \quad \lim_{y \rightarrow 0} C\left(\frac{x}{y}\right) \propto \frac{y^2}{x^2}, \quad (\text{C5})$$

and

$$C\left(\frac{x}{y}\right) \equiv C_r\left(\frac{x}{y}\right) - \delta\left(\frac{x}{y} - 1\right) \int_{-\infty}^{\infty} dy' C_r(y') \quad (\text{C6})$$

is a plus function (with “ $r$ ” denotes the  $x \neq y$  part) that regulates the singularity at  $y = x$ , the convolution integral in Eq. (C1) is convergent and insensitive to the cutoffs for  $y \rightarrow 0, x, \infty$ , as long as the qPDF is integrable. Therefore, we are able to evaluate the integral numerically within a finite range of  $y$  with a target precision.

The numerical integration in Eq. (7) is time consuming, especially when we have to perform the matching for the qPDF on each bootstrap sample. Therefore, to speed up the matching procedure, we discretize the integral in Eq. (7) and reexpress it as multiplication of a matching matrix and the qPDF vector. In our implementation, our integration domain is  $-2.0 < y < 2.0$  discretized with a step size  $\delta y = 0.001$ . Since the qPDF falls very close to

FIG. 14. Comparison of the qPDF at different  $\mu$  with model-exp extrapolation of the NLO- and NNLO-matched  $\tilde{h}(\lambda, \lambda_S, P^z, \mu, a)$ .

zero at  $|y| = 2.0$ , the corresponding uncertainty is negligible as we have varied the truncation point. Note that the matching coefficient is a plus function, the step size  $\delta y$  also serves as a soft cutoff for the singularity near  $|x/y| = 1$  in the plus functions. To test how well the matrix multiplication can reproduce the exact numerical intergration, we compare the NLO corrections to the qPDF from one bootstrap sample using the two methods in Fig. 15. With our current step size, the results are almost identical for  $x$  as small as 0.01.

Moreover, to test the reliability of our inverse matching coefficient, which is obtained through expansion in  $\alpha_s$ , we compare it to direct matrix inversion. To be specific, we construct a square matching matrix  $C$  in  $x$  and  $y$  with  $x, y \in [-2, 2]$ , which is asymmetric but has dominant

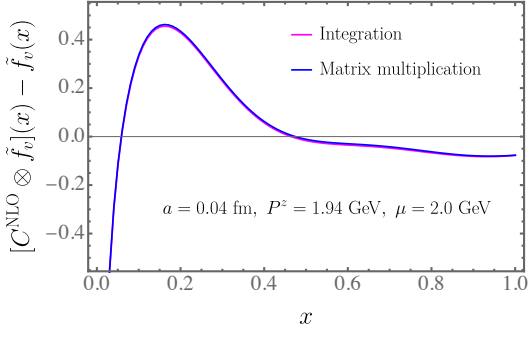


FIG. 15. Comparison of matrix multiplication to direct numerical integration for the NLO matching correction to one qPDF sample.

diagonal elements, and then invert it to obtain the inverse matching matrix  $C^{-1}$ . At small  $\alpha_s$ , the matrix  $C$  can be schematically expressed as

$$C = \mathcal{I} + \mathcal{E}, \quad (\text{C7})$$

where  $\mathcal{I}$  is an identity matrix, whereas  $\mathcal{E}$  is  $\mathcal{O}(\alpha_s)$ , so that its inverse can be expanded as

$$C^{-1} = \mathcal{I} - \mathcal{E} + \mathcal{E}^2 - \mathcal{E}^3 + \dots \quad (\text{C8})$$

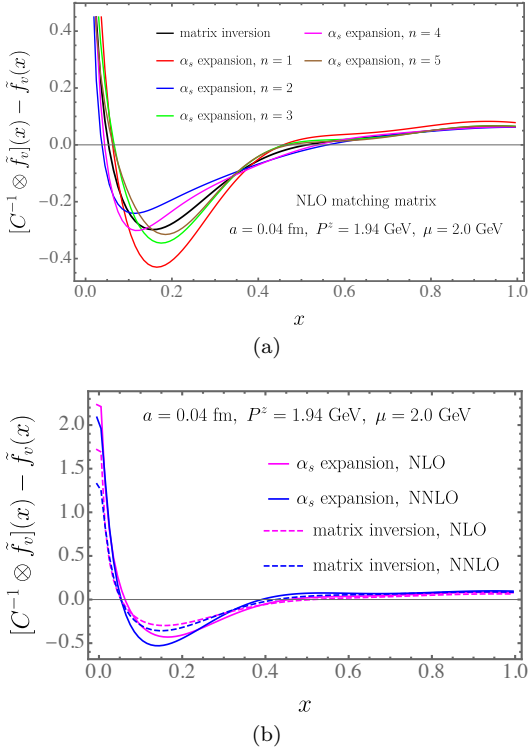


FIG. 16. (a) Comparison of the NLO matching correction to the qPDF with matrix inversion and the expansion in Eq. (C8) to order  $n$ . (b) Comparison of NLO and NNLO matching corrections to the qPDF from direct matrix inversion and the  $\alpha_s$ -expansion in Eq. (C4).

In Fig. 16a we first test the convergence of the solution in Eq. (C8) for the NLO matching matrix. By expanding the solution to order  $n$ , we calculate the NLO matching correction to a qPDF sample, and then compare it to the result from direct matrix inversion. Since our main purpose is to compare the two inversion methods, we increase the step size to  $\delta y = 0.01$  to reduce the computing time regardless the accuracy of numerical integration. We find that by increasing  $n$ , the expansion method gradually converges to direct inversion, as expected. Of course, in perturbation theory, we should calculate the matching coefficient to  $n$ -loop accuracy for consistency, for  $\alpha_s$  is the actual power-counting parameter.

In Fig. 16b we compare the NLO and NNLO matching corrections to a qPDF sample using direct matrix inversion and the  $\alpha_s$ -expansion methods. The results are basically consistent with each other for almost the entire range of  $x \in (0, 1)$ , except for small deviations. This is because direct matrix inversion includes all-order terms in  $\alpha_s$ , and the deviations reflect the size of higher-order effects, whose smallness shows that the perturbation series is convergent. With our current two-loop accuracy, we adopt the  $\alpha_s$ -expansion method.

## 2. Perturbative convergence

In Fig. 17 we show the matched results for the PDF from the qPDF obtained from model-exp extrapolation (with  $m_{\text{eff}} > 0.1$  GeV) of the NNLO-matched  $\tilde{h}(\lambda, \lambda_s, P^z, \mu, a)$ . As one can see, the NNLO correction is generally smaller than the NLO correction for moderate  $x$ , which indicates good perturbative convergence. Near the end-point regions, the NLO and NNLO corrections become larger than 50%, which suggests that higher-order corrections or resummation effects become important.

To see whether the NNLO matching reduces the uncertainty from scale variation, we match qPDFs at different  $\mu$  to the corresponding PDFs, and then use DGLAP equation to evolve the results to  $\mu = 2.0$  GeV. We use NLO matching coefficient and LO DGLAP evolution kernel for the qPDF obtained from the NLO-matched  $\tilde{h}(\lambda, \lambda_s, P^z, \mu, a)$ , and NNLO matching coefficient and NLO DGLAP evolution kernel for the qPDF obtained from the NNLO-matched  $\tilde{h}(\lambda, \lambda_s, P^z, \mu, a)$ . The NLO DGLAP evolution formula takes the following form,

$$f_v(x, \mu) = f_v(x, \mu_0) + \frac{\alpha_s(\mu_0)t}{2\pi} \int_x^1 \frac{dy}{|y|} P_{qq}^{(0)}\left(\frac{x}{y}\right) f_v(y, \mu_0) + \left(\frac{\alpha_s(\mu_0)t}{2\pi}\right)^2 \int_x^1 \frac{dy}{|y|} \left[ P_{qq}^{V(1)} + \frac{1}{2} P_{qq}^{(0)} \otimes P_{qq}^{(0)} - \frac{\beta_0}{2} P_{qq}^{(0)} \right] \left(\frac{x}{y}\right) f_v(y, \mu_0), \quad (\text{C9})$$

where  $t = \ln(\mu^2/\mu_0^2)$ ,  $\beta_0 = (11C_A - 2n_f)/6$ ,  $P_{qq}^{(0)}$  is the

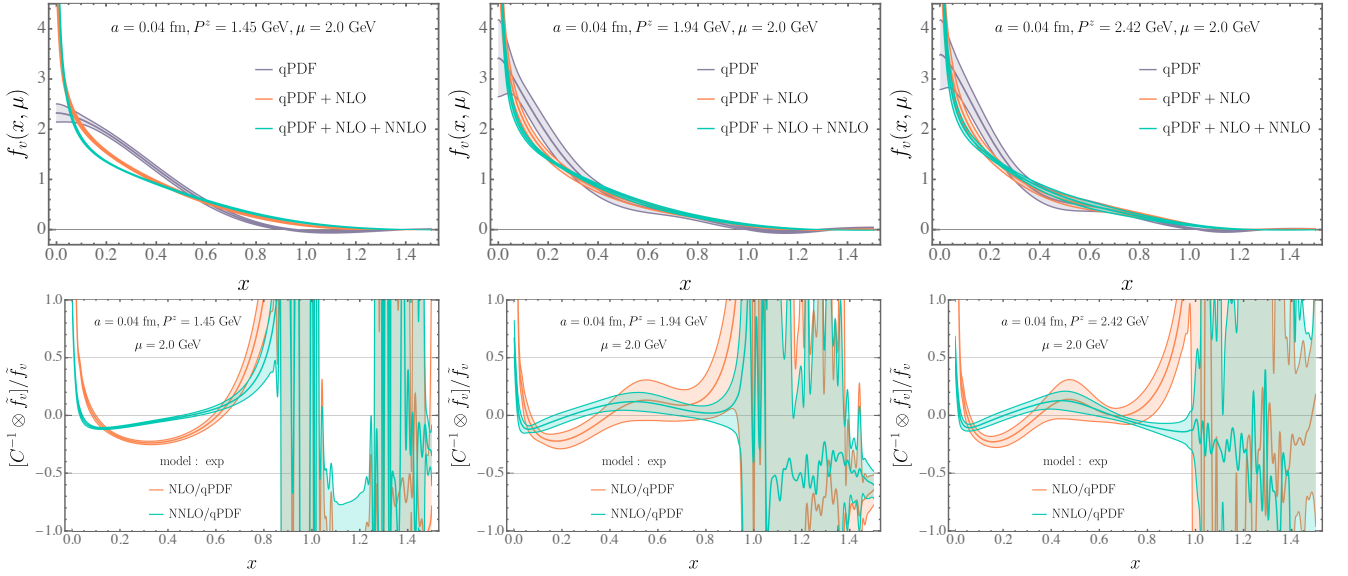


FIG. 17. Upper row: the PDFs from NLO and NNLO matching corrections are compared to the qPDF (or LO PDF), which is obtained from model-exp (with  $m_{\text{eff}} > 0.1$  GeV) extrapolation of the NNLO-matched  $\tilde{h}(\lambda, \lambda_S, P^z, \mu, a)$ . Lower row: the ratio of NLO and NNLO corrections to the qPDF.

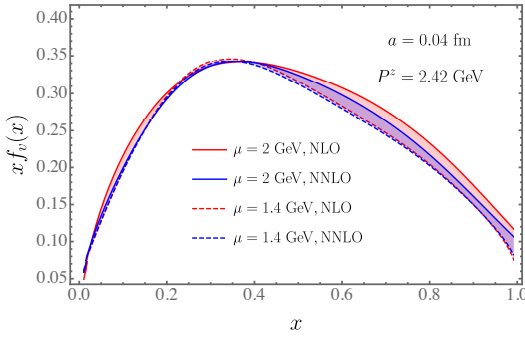


FIG. 18. Comparison of the PDFs at different  $\mu$  obtained from the NLO- and NNLO-matched  $\tilde{h}(\lambda, \lambda_S, P^z, \mu, a)$ .

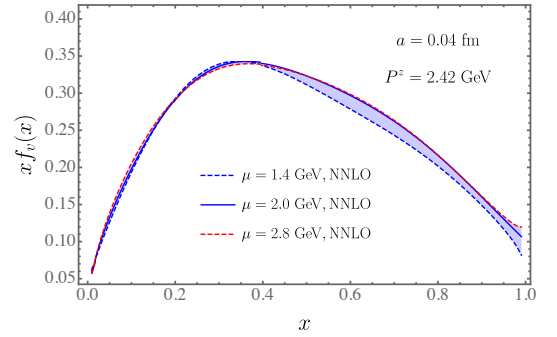


FIG. 19. Comparison of the PDFs obtained from NNLO matching of the qPDFs at different  $\mu$  and NLO DGLAP evolution to  $\mu = 2.0$  GeV.

LO splitting kernel, and  $P_{qq}^{V(1)}$  is the NLO splitting kernel [77] for the valence quark PDF.

Since there are only a few common  $\mu$  values for the NLO- and NNLO- matched  $\tilde{h}(\lambda, \lambda_S, P^z, \mu, a)$ , we choose  $\mu = 1.4$  and  $2.0$  GeV for our comparison. In Fig. 18 we show the scale variation of the PDFs from NLO and NNLO matching, where only the central values are plotted for our purpose. As one can see, the NNLO matching correction significantly reduces the uncertainty for  $x \lesssim 0.4$  at NLO, while for  $x \gtrsim 0.4$  the NNLO uncertainty band is still about a factor of one half of the NLO case. Therefore, the NNLO matching does indeed improve the perturbation theory uncertainty.

Finally, for the NNLO matching we vary  $\mu = 2.0$  GeV by a factor of  $\sqrt{2}$  and  $1/\sqrt{2}$ , and then use NLO DGLAP equation to evolve the matched results to  $\mu = 2.0$  GeV, whose central values are shown in Fig. 19. As one can see, there is virtually no difference between choosing

$\mu = 2.0$  and  $2.8$  GeV as the factorization scale, but the lower choice of  $\mu = 1.4$  GeV does introduce larger uncertainty mainly because  $\alpha_s$  becomes too large. Nevertheless, such uncertainty is still quite small compared to the other systematics.

### 3. Dependence on $P^z$ , $a$ and extrapolation model

In Fig. 20 we show the  $P^z$ -dependence of the PDF with NNLO matching correction. We find that despite the considerable differences between the qPDFs at  $P^z \leq 1.45$  GeV and those at  $P^z \geq 1.94$  GeV, the matching corrections bring the final results closer, which shows the effectiveness of LaMET. Note that the matching drives the qPDF closer to the smaller  $x$  region, so the error



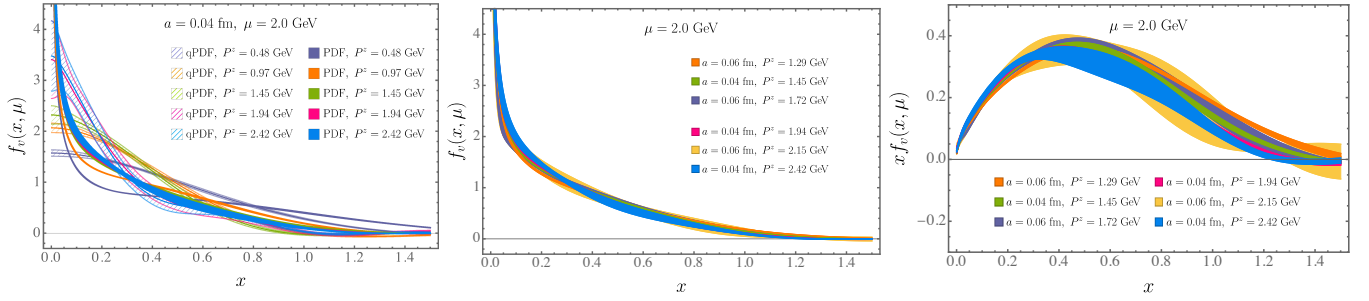


FIG. 20. The PDFs from NNLO matching of the qPDFs at different  $P^z$ , which is obtained from model-exp extrapolation of the NNLO-matched  $\tilde{h}(\lambda, \lambda_S, P^z, \mu, a)$ .

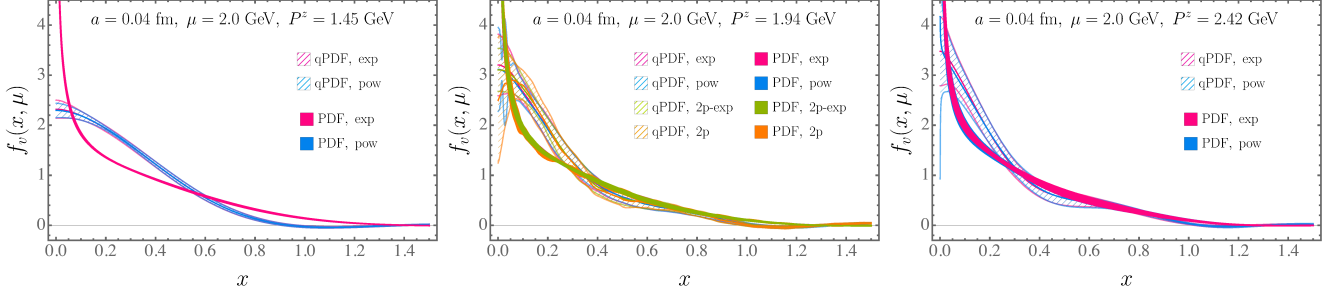


FIG. 21. Comparison of the final results from qPDFs obtained by different model extrapolations for the FT.

bands of the PDFs also shrink after matching as they are contributed from the larger  $x$  region. Moreover, we find that the PDFs start to converge at  $P^z \geq 1.29$  GeV, which corresponds to a boost factor of  $\sim 4$ . As  $P^z$  increases, the results becomes smaller as  $x \rightarrow 1$ , which agrees with our expectation that large momentum suppresses the higher-twist contributions. It is worth mentioning that both the  $P^z$ -dependence and matching correction appear to be small for  $x$  as low as 0.05, which hints that the power correction and resummation effects are less severe than our naive estimate through power counting.

In Fig. 21 we compare the PDFs matched from the qPDFs with model-exp (with  $m_{\text{eff}} > 0.1$  GeV) and model-pow extrapolations. For  $a = 0.04$  fm and  $P^z = 1.94$  GeV, we also added comparison to the model-2p-exp and model-2p extrapolations. Despite the differences between the qPDFs at small  $x$ , the matched results are almost identical even at the smallest  $x$  shown in the plot. Again, this is the outcome of the PDF receiving contributions from the qPDF at larger  $x$  through matching, which suggests that the extrapolation error can still be under control for  $x$  as small as  $\sim 0.01$ . Note that the result from model-2p also shows agreement, but it includes slight oscillations in the  $x$ -space, because the extrapolated  $\tilde{h}(\lambda)$  decays too slowly in the coordinate space. Therefore, in the region where other systematic errors are under control, the difference between model-exp and other extrapolations is negligible, and we will use the model-exp extrapolation to obtain the final results.

#### Appendix D: Final results

The central value of our final result is obtained from the qPDF at  $a = 0.04$  fm,  $z_S = 0.24$  fm,  $z_L = 0.92$  fm,  $\mu = 2.0$  GeV and  $P^z = 2.42$  GeV with exponential extrapolation ( $m_{\text{eff}} > 0.1$  GeV) and NNLO matching. The error from variation of the factorization scale is obtained by repeating the same procedure for  $\mu = 1.4$  and  $2.8$  GeV and evolving the matched results to  $\mu = 2.0$  GeV with the NLO DGLAP equation, as shown in Fig. 19, where let the error band cover all the data sets from the three different factorization scales.

In order to obtain a target precision of 10%, we aim to control the relative  $\mathcal{O}(\alpha_s^3)$  matching correction at  $\mu = 2.0$  GeV be smaller than 5%. By assuming that the perturbation series grows geometrically, it means that the relative NLO correction should be less than  $3\sqrt{5}\% = 37\%$  and the relative NNLO correction less than 14%. By comparing to Fig. 17, it means that we should exclude the regions  $x < 0.03$  and  $x > 0.88$ .

To estimate the size of the power corrections, we fit the PDFs obtained at  $a = 0.04$  fm,  $P^z = \{1.45, 1.94, 2.42\}$  GeV and  $a = 0.06$  fm,  $P^z = \{1.72, 2.15\}$  GeV to the ansatz  $f_v(x) + \alpha(x)/P_z^2$  for each fixed  $x$ , and show the size of the power correction term in Fig. 22. At  $P^z = 2.42$  GeV, we find that the absolute value of the power correction diverges at very small  $x$ , as expected, but its relative size  $\alpha(x)/[P_z^2 f_v(x)]$  remains finite because the PDF also diverges. On the contrary,  $\alpha(x)/[P_z^2 f_v(x)]$  starts to grow as  $x \rightarrow 1$ . According to our estimate,  $\alpha(x)/[P_z^2 f_v(x)] \lesssim 0.1$  for  $0.01 < x < 0.80$  and  $\alpha(x)/[P_z^2 f_v(x)] \lesssim 0.05$  for

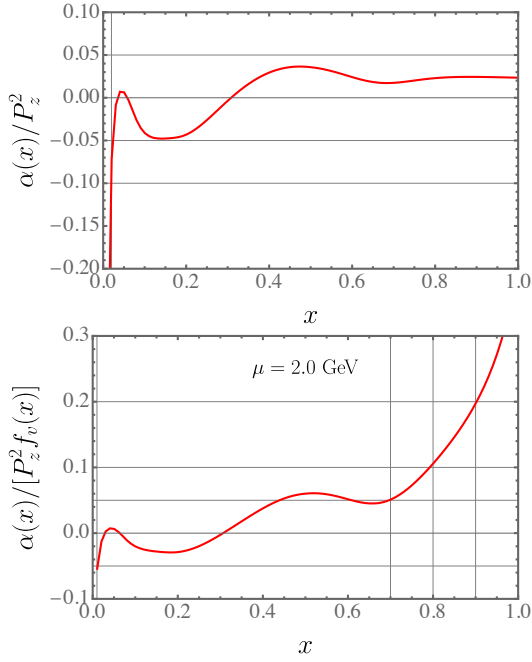


FIG. 22. Estimate of the size of power correction  $\alpha(x)/P_z^2$  (upper panel) and its relative size to the qPDF  $\tilde{f}_v(x, P^z = 2.42 \text{ GeV})$  (lower panel).

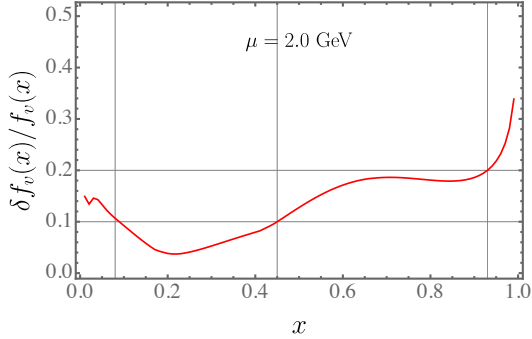


FIG. 23. Statistical and scale-variation uncertainty of the PDF obtained from the qPDF at  $a = 0.04 \text{ fm}$  and  $P^z = 2.42 \text{ GeV}$ .

$0.01 < x < 0.70$ . According to Fig. 21, the qPDF from power-law extrapolation leads to almost identical PDF after the matching correction for  $x$  as small as 0.01. Our explanation is that the matching correction drives the qPDF to smaller  $x$ , so the PDF at a given  $x$  receives contributions from the larger- $x$  region of the qPDF which has less  $P^z$  dependence. Although there are logarithms of  $\mu/(xP^z)$  in the matching coefficient which become large at small  $x$ , they are always multiplied by the DGLAP splitting function, which when convoluted with the qPDF always drives the result to smaller  $x$ , thus the perturbative correction remains small even at  $x = 0.03$ .

In Fig. 23 we show uncertainty of the PDF,  $\delta f_v(x)/f_v(x)$ , where  $\delta f_v(x)$  includes both statistical and scale-variation errors. The uncertainty is  $\leq 20\%$  for

$0.01 \leq x \leq 0.93$ , as  $x = 0.01$  is the smallest  $x$  that we show in the plot, and  $\leq 10\%$  for  $0.08 \leq x \leq 0.45$ .

Therefore, by combining the estimates of power correction, higher-order perturbative correction, statistical and scale-variation errors, we determine the PDF at  $0.03 \lesssim x \lesssim 0.80$  with  $\leq 20\%$  uncertainty and at  $0.08 \lesssim x \lesssim 0.45$  with  $\leq 10\%$  uncertainty, which is shown in Fig. 4.

- 
- [1] A. Accardi *et al.*, Electron Ion Collider: The Next QCD Frontier: Understanding the glue that binds us all, *Eur. Phys. J. A* **52**, 268 (2016), arXiv:1212.1701 [nucl-ex].
- [2] R. Abdul Khalek *et al.*, Science Requirements and Detector Concepts for the Electron-Ion Collider: EIC Yellow Report, (2021), arXiv:2103.05419 [physics.ins-det].
- [3] H.-W. Lin *et al.*, Parton distributions and lattice QCD calculations: a community white paper, *Prog. Part. Nucl. Phys.* **100**, 107 (2018), arXiv:1711.07916 [hep-ph].
- [4] M. Constantinou *et al.*, Parton distributions and lattice-QCD calculations: Toward 3D structure, *Prog. Part. Nucl. Phys.* **121**, 103908 (2021), arXiv:2006.08636 [hep-ph].
- [5] X. Ji, Parton Physics on a Euclidean Lattice, *Phys. Rev. Lett.* **110**, 262002 (2013), arXiv:1305.1539 [hep-ph].
- [6] X. Ji, Parton Physics from Large-Momentum Effective Field Theory, *Sci. China Phys. Mech. Astron.* **57**, 1407 (2014), arXiv:1404.6680 [hep-ph].
- [7] X. Ji, Y.-S. Liu, Y. Liu, J.-H. Zhang, and Y. Zhao, Large-momentum effective theory, *Rev. Mod. Phys.* **93**, 035005 (2021), arXiv:2004.03543 [hep-ph].
- [8] K.-F. Liu and S.-J. Dong, Origin of difference between anti-d and anti-u partons in the nucleon, *Phys. Rev. Lett.* **72**, 1790 (1994), arXiv:hep-ph/9306299.
- [9] W. Detmold and C. J. D. Lin, Deep-inelastic scattering and the operator product expansion in lattice QCD, *Phys. Rev. D* **73**, 014501 (2006), arXiv:hep-lat/0507007.
- [10] V. Braun and D. Müller, Exclusive processes in position space and the pion distribution amplitude, *Eur. Phys. J. C* **55**, 349 (2008), arXiv:0709.1348 [hep-ph].
- [11] A. J. Chambers, R. Horsley, Y. Nakamura, H. Perlt, P. E. L. Rakow, G. Schierholz, A. Schiller, K. Somfleth, R. D. Young, and J. M. Zanotti, Nucleon Structure Functions from Operator Product Expansion on the Lattice, *Phys. Rev. Lett.* **118**, 242001 (2017), arXiv:1703.01153 [hep-lat].
- [12] A. V. Radyushkin, Quasi-parton distribution functions, momentum distributions, and pseudo-parton distribution functions, *Phys. Rev. D* **96**, 034025 (2017), arXiv:1705.01488 [hep-ph].
- [13] Y.-Q. Ma and J.-W. Qiu, Exploring Partonic Structure of Hadrons Using *ab initio* Lattice QCD Calculations, *Phys. Rev. Lett.* **120**, 022003 (2018), arXiv:1709.03018 [hep-ph].
- [14] C. Alexandrou, K. Cichy, M. Constantinou, K. Hadjiyiannakou, K. Jansen, A. Scapellato, and F. Steffens, Systematic uncertainties in parton distribution functions from lattice QCD simulations at the physical point, *Phys. Rev. D* **99**, 114504 (2019), arXiv:1902.00587 [hep-lat].
- [15] M. Constantinou and H. Panagopoulos, Perturbative renormalization of quasi-parton distribution functions, *Phys. Rev. D* **96**, 054506 (2017), arXiv:1705.11193 [hep-lat].
- [16] I. W. Stewart and Y. Zhao, Matching the quasiparton distribution in a momentum subtraction scheme, *Phys. Rev. D* **97**, 054512 (2018), arXiv:1709.04933 [hep-ph].
- [17] C. Alexandrou, K. Cichy, M. Constantinou, K. Hadjiyiannakou, K. Jansen, H. Panagopoulos, and F. Steffens, A complete non-perturbative renormalization prescription for quasi-PDFs, *Nucl. Phys. B* **923**, 394 (2017), arXiv:1706.00265 [hep-lat].
- [18] J.-W. Chen, T. Ishikawa, L. Jin, H.-W. Lin, Y.-B. Yang, J.-H. Zhang, and Y. Zhao, Parton distribution function with nonperturbative renormalization from lattice QCD, *Phys. Rev. D* **97**, 014505 (2018), arXiv:1706.01295 [hep-lat].
- [19] K. Orginos, A. Radyushkin, J. Karpie, and S. Zafeiropoulos, Lattice QCD exploration of parton pseudo-distribution functions, *Phys. Rev. D* **96**, 094503 (2017), arXiv:1706.05373 [hep-ph].
- [20] V. M. Braun, A. Vladimirov, and J.-H. Zhang, Power corrections and renormalons in parton quasidistributions, *Phys. Rev. D* **99**, 014013 (2019), arXiv:1810.00048 [hep-ph].
- [21] Z.-Y. Li, Y.-Q. Ma, and J.-W. Qiu, Extraction of Next-to-Next-to-Leading-Order Parton Distribution Functions from Lattice QCD Calculations, *Phys. Rev. Lett.* **126**, 072001 (2021), arXiv:2006.12370 [hep-ph].
- [22] Z. Fan, X. Gao, R. Li, H.-W. Lin, N. Karthik, S. Mukherjee, P. Petreczky, S. Syritsyn, Y.-B. Yang, and R. Zhang, Isovector parton distribution functions of the proton on a superfine lattice, *Phys. Rev. D* **102**, 074504 (2020), arXiv:2005.12015 [hep-lat].
- [23] X. Ji, J.-H. Zhang, and Y. Zhao, More On Large-Momentum Effective Theory Approach to Parton Physics, *Nucl. Phys. B* **924**, 366 (2017), arXiv:1706.07416 [hep-ph].
- [24] A. V. Radyushkin, Quark pseudodistributions at short distances, *Phys. Lett. B* **781**, 433 (2018), arXiv:1710.08813 [hep-ph].
- [25] T. Izubuchi, X. Ji, L. Jin, I. W. Stewart, and Y. Zhao, Factorization Theorem Relating Euclidean and Light-Cone Parton Distributions, *Phys. Rev. D* **98**, 056004 (2018), arXiv:1801.03917 [hep-ph].
- [26] X. Gao, L. Jin, C. Kallidonis, N. Karthik, S. Mukherjee, P. Petreczky, C. Shugert, S. Syritsyn, and Y. Zhao, Valence parton distribution of the pion from lattice QCD: Approaching the continuum limit, *Phys. Rev. D* **102**, 094513 (2020), arXiv:2007.06590 [hep-lat].
- [27] X. Ji, Y. Liu, A. Schäfer, W. Wang, Y.-B. Yang, J.-H. Zhang, and Y. Zhao, A Hybrid Renormalization Scheme for Quasi Light-Front Correlations in Large-Momentum Effective Theory, *Nucl. Phys. B* **964**, 115311 (2021), arXiv:2008.03886 [hep-ph].
- [28] J. Hua, M.-H. Chu, P. Sun, W. Wang, J. Xu, Y.-B. Yang, J.-H. Zhang, and Q.-A. Zhang (Lattice Parton), Distribution Amplitudes of  $K^*$  and  $\phi$  at the Physical Pion Mass from Lattice QCD, *Phys. Rev. Lett.* **127**, 062002 (2021), arXiv:2011.09788 [hep-lat].
- [29] L.-B. Chen, W. Wang, and R. Zhu, Next-to-Next-to-Leading Order Calculation of Quasiparton Distribution Functions, *Phys. Rev. Lett.* **126**, 072002 (2021), arXiv:2006.14825 [hep-ph].
- [30] M. Gluck, E. Reya, and A. Vogt, Pionic parton distributions, *Z. Phys. C* **53**, 651 (1992).
- [31] I. Novikov *et al.*, Parton Distribution Functions of the Charged Pion Within The xFitter Framework, *Phys. Rev. D* **102**, 014040 (2020), arXiv:2002.02902 [hep-ph].
- [32] P. C. Barry, C.-R. Ji, N. Sato, and W. Melnitchouk (Jefferson Lab Angular Momentum (JAM)), Global QCD Analysis of Pion Parton Distributions with Threshold Resummation, *Phys. Rev. Lett.* **127**, 232001 (2021),

- arXiv:2108.05822 [hep-ph].
- [33] M. Aicher, A. Schafer, and W. Vogelsang, Soft-gluon resummation and the valence parton distribution function of the pion, *Phys. Rev. Lett.* **105**, 252003 (2010), arXiv:1009.2481 [hep-ph].
- [34] J.-H. Zhang, J.-W. Chen, L. Jin, H.-W. Lin, A. Schäfer, and Y. Zhao, First direct lattice-QCD calculation of the  $x$ -dependence of the pion parton distribution function, *Phys. Rev. D* **100**, 034505 (2019), arXiv:1804.01483 [hep-lat].
- [35] R. S. Sufian, J. Karpie, C. Egerer, K. Orginos, J.-W. Qiu, and D. G. Richards, Pion Valence Quark Distribution from Matrix Element Calculated in Lattice QCD, *Phys. Rev. D* **99**, 074507 (2019), arXiv:1901.03921 [hep-lat].
- [36] T. Izubuchi, L. Jin, C. Kallidonis, N. Karthik, S. Mukherjee, P. Petreczky, C. Shugert, and S. Syritsyn, Valence parton distribution function of pion from fine lattice, *Phys. Rev. D* **100**, 034516 (2019), arXiv:1905.06349 [hep-lat].
- [37] B. Joó, J. Karpie, K. Orginos, A. V. Radyushkin, D. G. Richards, R. S. Sufian, and S. Zafeiropoulos, Pion valence structure from Ioffe-time parton pseudodistribution functions, *Phys. Rev. D* **100**, 114512 (2019), arXiv:1909.08517 [hep-lat].
- [38] R. S. Sufian, C. Egerer, J. Karpie, R. G. Edwards, B. Joó, Y.-Q. Ma, K. Orginos, J.-W. Qiu, and D. G. Richards, Pion Valence Quark Distribution from Current-Current Correlation in Lattice QCD, *Phys. Rev. D* **102**, 054508 (2020), arXiv:2001.04960 [hep-lat].
- [39] H.-W. Lin, J.-W. Chen, Z. Fan, J.-H. Zhang, and R. Zhang, Valence-Quark Distribution of the Kaon and Pion from Lattice QCD, *Phys. Rev. D* **103**, 014516 (2021), arXiv:2003.14128 [hep-lat].
- [40] X. Gao, K. Lee, S. Mukherjee, C. Shugert, and Y. Zhao, Origin and resummation of threshold logarithms in the lattice QCD calculations of PDFs, *Phys. Rev. D* **103**, 094504 (2021), arXiv:2102.01101 [hep-ph].
- [41] A. Bazavov *et al.* (HotQCD), Equation of state in (2+1)-flavor QCD, *Phys. Rev. D* **90**, 094503 (2014), arXiv:1407.6387 [hep-lat].
- [42] E. Follana, Q. Mason, C. Davies, K. Hornbostel, G. P. Lepage, J. Shigemitsu, H. Trotter, and K. Wong (HPQCD, UKQCD), Highly improved staggered quarks on the lattice, with applications to charm physics, *Phys. Rev. D* **75**, 054502 (2007), arXiv:hep-lat/0610092.
- [43] A. Hasenfratz and F. Knechtli, Flavor symmetry and the static potential with hypercubic blocking, *Phys. Rev. D* **64**, 034504 (2001), arXiv:hep-lat/0103029.
- [44] X. Ji, J.-H. Zhang, and Y. Zhao, Renormalization in Large Momentum Effective Theory of Parton Physics, *Phys. Rev. Lett.* **120**, 112001 (2018), arXiv:1706.08962 [hep-ph].
- [45] T. Ishikawa, Y.-Q. Ma, J.-W. Qiu, and S. Yoshida, Renormalizability of quasiparton distribution functions, *Phys. Rev. D* **96**, 094019 (2017), arXiv:1707.03107 [hep-ph].
- [46] J. Green, K. Jansen, and F. Steffens, Nonperturbative Renormalization of Nonlocal Quark Bilinears for Parton Quasidistribution Functions on the Lattice Using an Auxiliary Field, *Phys. Rev. Lett.* **121**, 022004 (2018), arXiv:1707.07152 [hep-lat].
- [47] C. Bauer, G. S. Bali, and A. Pineda, Compelling Evidence of Renormalons in QCD from High Order Perturbative Expansions, *Phys. Rev. Lett.* **108**, 242002 (2012), arXiv:1111.3946 [hep-ph].
- [48] J.-H. Zhang, J.-W. Chen, X. Ji, L. Jin, and H.-W. Lin, Pion Distribution Amplitude from Lattice QCD, *Phys. Rev. D* **95**, 094514 (2017), arXiv:1702.00008 [hep-lat].
- [49] J. R. Green, K. Jansen, and F. Steffens, Improvement, generalization, and scheme conversion of Wilson-line operators on the lattice in the auxiliary field approach, *Phys. Rev. D* **101**, 074509 (2020), arXiv:2002.09408 [hep-lat].
- [50] C. Alexandrou, K. Cichy, M. Constantinou, J. R. Green, K. Hadjiyiannakou, K. Jansen, F. Manigrasso, A. Scapellato, and F. Steffens, Lattice continuum-limit study of nucleon quasi-PDFs, *Phys. Rev. D* **103**, 094512 (2021), arXiv:2011.00964 [hep-lat].
- [51] Y.-K. Huo *et al.* (Lattice Parton Collaboration (LPC)), Self-renormalization of quasi-light-front correlators on the lattice, *Nucl. Phys. B* **969**, 115443 (2021), arXiv:2103.02965 [hep-lat].
- [52] A. Bazavov, P. Petreczky, and J. H. Weber, Equation of State in 2+1 Flavor QCD at High Temperatures, *Phys. Rev. D* **97**, 014510 (2018), arXiv:1710.05024 [hep-lat].
- [53] A. Bazavov, N. Brambilla, H. T. Ding, P. Petreczky, H. P. Schadler, A. Vairo, and J. H. Weber, Polyakov loop in 2+1 flavor QCD from low to high temperatures, *Phys. Rev. D* **93**, 114502 (2016), arXiv:1603.06637 [hep-lat].
- [54] A. Bazavov, N. Brambilla, P. Petreczky, A. Vairo, and J. H. Weber (TUMQCD), Color screening in (2+1)-flavor QCD, *Phys. Rev. D* **98**, 054511 (2018), arXiv:1804.10600 [hep-lat].
- [55] P. Petreczky, S. Steinbeisser, and J. H. Weber, Chromoelectric screening length in 2+1 flavor QCD, in *38th International Symposium on Lattice Field Theory* (2021) arXiv:2112.00788 [hep-lat].
- [56] M. Burkardt, J. M. Grandy, and J. W. Negele, Calculation and interpretation of hadron correlation functions in lattice QCD, *Annals Phys.* **238**, 441 (1995), arXiv:hep-lat/9406009.
- [57] M. Beneke and V. M. Braun, Heavy quark effective theory beyond perturbation theory: Renormalons, the pole mass and the residual mass term, *Nucl. Phys. B* **426**, 301 (1994), arXiv:hep-ph/9402364.
- [58] X. Xiong, X. Ji, J.-H. Zhang, and Y. Zhao, One-loop matching for parton distributions: Nonsinglet case, *Phys. Rev. D* **90**, 014051 (2014), arXiv:1310.7471 [hep-ph].
- [59] Y.-Q. Ma and J.-W. Qiu, Extracting Parton Distribution Functions from Lattice QCD Calculations, *Phys. Rev. D* **98**, 074021 (2018), arXiv:1404.6860 [hep-ph].
- [60] Y. Zhao *et al.*, in preparation.
- [61] X. Gao, *Pion Valence Structure and Form Factors from Lattice QCD at Physical Point*, (Talk given at “9th Workshop of the APS Topical Group on Hadronic Physics”, Virtual, US, 2021).
- [62] H.-W. Lin and R. Zhang, Lattice finite-volume dependence of the nucleon parton distributions, *Phys. Rev. D* **100**, 074502 (2019).
- [63] W.-Y. Liu and J.-W. Chen, Chiral perturbation for large momentum effective field theory, *Phys. Rev. D* **104**, 054508 (2021), arXiv:2011.13536 [hep-lat].
- [64] V. M. Braun, K. G. Chetyrkin, and B. A. Kniehl, Renormalization of parton quasi-distributions beyond the leading order: spacelike vs. timelike, *JHEP* **07**, 161, arXiv:2004.01043 [hep-ph].
- [65] G. S. Bali, C. Bauer, A. Pineda, and C. Torrero, Perturbative expansion of the energy of static sources at large

- orders in four-dimensional SU(3) gauge theory, Phys. Rev. D **87**, 094517 (2013), arXiv:1303.3279 [hep-lat].
- [66] G. S. Bali, C. Bauer, and A. Pineda, Perturbative expansion of the plaquette to  $\mathcal{O}(\alpha^{35})$  in four-dimensional SU(3) gauge theory, Phys. Rev. D **89**, 054505 (2014), arXiv:1401.7999 [hep-ph].
- [67] G. S. Bali, C. Bauer, and A. Pineda, Model-independent determination of the gluon condensate in four-dimensional SU(3) gauge theory, Phys. Rev. Lett. **113**, 092001 (2014), arXiv:1403.6477 [hep-ph].
- [68] G. S. Bali, S. Collins, B. Gläsel, M. Göckeler, J. Najjar, R. H. Rödl, A. Schäfer, R. W. Schiel, A. Sternbeck, and W. Söldner, The moment  $\langle x \rangle_{u-d}$  of the nucleon from  $N_f = 2$  lattice QCD down to nearly physical quark masses, Phys. Rev. D **90**, 074510 (2014), arXiv:1408.6850 [hep-lat].
- [69] A. Pineda, The Static potential: Lattice versus perturbation theory in a renormalon based approach, J. Phys. G **29**, 371 (2003), arXiv:hep-ph/0208031.
- [70] M. A. Shifman, A. I. Vainshtein, and V. I. Zakharov, QCD and Resonance Physics. Theoretical Foundations, Nucl. Phys. B **147**, 385 (1979).
- [71] M. A. Shifman, A. I. Vainshtein, and V. I. Zakharov, QCD and Resonance Physics: Applications, Nucl. Phys. B **147**, 448 (1979).
- [72] V. A. Novikov, M. A. Shifman, A. I. Vainshtein, and V. I. Zakharov, Two-Dimensional Sigma Models: Modeling Nonperturbative Effects of Quantum Chromodynamics, Phys. Rept. **116**, 103 (1984).
- [73] V. A. Novikov, M. A. Shifman, A. I. Vainshtein, and V. I. Zakharov, Wilson's Operator Expansion: Can It Fail?, Nucl. Phys. B **249**, 445 (1985).
- [74] F. David, The Operator Product Expansion and Renormalons: A Comment, Nucl. Phys. B **263**, 637 (1986).
- [75] P. Petreczky and J. H. Weber, Strong coupling constant from moments of quarkonium correlators revisited, (2020), arXiv:2012.06193 [hep-lat].
- [76] A. F. Falk, H. Georgi, B. Grinstein, and M. B. Wise, Heavy Meson Form-factors From QCD, Nucl. Phys. B **343**, 1 (1990).
- [77] G. Curci, W. Furmanski, and R. Petronzio, Evolution of Parton Densities Beyond Leading Order: The Nonsinglet Case, Nucl. Phys. B **175**, 27 (1980).