

Inhomogeneous Phases in the Chiral Gross-Neveu Model on the Lattice

Keita Horie^a and Chiho Nonaka^{b,c,d,*}

^a*ChudenCTI Co.,Ltd.,*

Higashizakura, Higashi-ku, Nagoya-shi, Nagoya, Japan 461-0005

^b*Department of Physics, Nagoya University,*

Furo-cho, Chikusa-ku, Nagoya-shi, Japan 464-8602

^c*Kobayashi-Maskawa Institute, Nagoya University,*

Furo-cho, Chikusa-ku, Nagoya-shi, Japan 464-8602

^d*Graduate School of Advanced Science and Engineering, Hiroshima University,*

Kagamiyama, Higashi-Hiroshima, Japan 739-8526

E-mail: horie@hken.phys.nagoya-u.ac.jp, nchiho@hiroshima-u.ac.jp

We discuss possible existence of inhomogeneous phase in low temperature and high density region in the 1+1 dimensional chiral Gross-Neveu (χGN_2) model on the lattice. First we investigate the phase structure of the χGN_2 model at vanishing chemical potential, changing temperature. From behavior of $\Delta^2 = \Sigma^2 + \Pi^2$ as a function of Monte Carlo time, a candidate of an order parameter for chiral symmetry in the χGN_2 model is Δ . At vanishing chemical potential, we observe restoration of chiral symmetry at high T . In low temperature and high chemical potential region, we find existence of inhomogeneous phase in spatial correlation functions of σ and π . The signal of inhomogeneous phase in correlation function of Δ is more clearly than that of σ or π .

*The 38th International Symposium on Lattice Field Theory, LATTICE2021 26th-30th July, 2021
Zoom/Gather@Massachusetts Institute of Technology*

*Speaker

1. Introduction

Understanding the quantum chromodynamics (QCD) phase diagram is one of important issues in elemental particle physics, hadron physics and nuclear physics. In high temperature and low density region, intensive studies from both of theoretical side and experimental side clarify the QCD equation of state and even bulk properties of the QCD matter [1]. However, in low temperature and high density region, the phase transition and possible phases in the QCD phase diagram are in the middle of being discussed. For example, though lattice QCD calculation is a powerful tool for investigation of non-perturbative aspects, usual Monte Carlo simulation is not applicable because of a notorious problem, the sign problem. High-energy heavy-ion collisions which achieve success to obtain information of Quark-Gluon Plasma in low density region can not reach the high density region at present. On other hand, the recent observation of neutron stars and gravity waves sheds light on exploration of the QCD equation of state at finite density which is revealed from relation between mass and radius of neutron star [2].

In low temperature and high density region possible interesting phases are discussed from effective theories which exhibit the same symmetries as QCD, chiral symmetry. They are pion condensation, color super conducting phases and inhomogeneous chiral condensation. For spatial dependence of inhomogeneous chiral condensation, various kinds of structures are discussed; chiral density wave, kinks as solitonic solutions [3]. Usually the investigations are limited to specific ansatz such as a selected set of Fourier modes. One of pioneering works is carried out without using ansatz for spatial structure of chiral condensation [4]. Also, lattice calculation of the 1+1 dimensional Gross-Neveu (GN₂) model is performed [5]. They focus on characteristic features of GN₂ model with finite number of flavor from comparison with those with infinite number of flavor [5]. Here, to obtain the insight of the QCD phase diagram at high density, we apply lattice simulation to the 1+1 dimensional chiral GN (χ GN₂) model which does not have the sign problem. In the χ GN₂ model inhomogeneous chiral condensate exists in $N_f \rightarrow \infty$ limit [6, 7].

This paper is organized as follows. We begin in Section 2 by showing brief explanation of the χ GN₂ model. In Section 3 we explain the lattice simulation setup for the χ GN₂ model. In Section 4, we show our numerical results of the χ GN₂ model, temperature dependence of vacuum and inhomogeneous phase. We end in Section 5 with our conclusions.

2. The chiral Gross-Neveu Model

The 1+1 dimensional chiral Gross-Neveu (χ GN₂) model is a relativistic quantum field theory representing N_f flavors of Dirac fermion with both scalar and pseudoscalar four-fermion interaction terms [8]. The fermions described by a field $\psi = (\psi_1, \dots, \psi_{N_f})$ have two-component Dirac spinor indices. The lagrangian is given by

$$\mathcal{L} = \bar{\psi} i \gamma^\nu \partial_\nu \psi + \frac{g^2}{2N_f} [(\bar{\psi}\psi)^2 + (\bar{\psi}i\gamma^5\psi)^2], \quad (1)$$

where g^2 is a coupling constant. From point of view of QCD, important features of the χ GN₂ model are asymptotic freedom and spontaneous symmetry breaking of continuum chiral symmetry in large N_f limit [6, 7]. In particular, because it has no sign problem, Monte Carlo simulation is applicable.

To perform the fermion integration one follows Hubbard and Stratonovich by introducing an auxiliary scalar fields $\sigma(x_1, x_2)$ and $\pi(x_1, x_2)$. They are represented by the operators $\bar{\psi}\psi$ and $\bar{\psi}i\gamma_5\psi$ respectively in the integration terms,

$$S_{\sigma, \pi} = \int dx_1 dx_2 \left[\bar{\psi} M \psi + \frac{N_f}{2g^2} (\sigma^2 + \pi^2) \right], \quad Z = \int \mathcal{D}\bar{\psi} \mathcal{D}\psi \mathcal{D}\sigma \mathcal{D}\pi e^{-S_{\sigma, \pi}}, \quad (2)$$

where

$$M = \gamma_\nu \partial_\nu + \sigma + i\gamma_5 \pi - \gamma_2 \mu \quad (3)$$

is the Dirac operator. In Eqs. (2) and (3) a chemical potential μ is included for study on the system at finite fermion density. Expectation values of operators $O(\psi, \bar{\psi}, \sigma, \pi)$ in the grand canonical ensemble are written by

$$\langle O \rangle = \frac{1}{Z} \int \mathcal{D}\bar{\psi} \mathcal{D}\psi \mathcal{D}\sigma \mathcal{D}\pi O(\psi, \bar{\psi}, \sigma, \pi) e^{-S_{\sigma, \pi}}. \quad (4)$$

The integration is over fermion fields, which are anti-periodic in the Euclidean time direction, with period $\beta = 1/T$, while the auxiliary scalar fields are periodic.

Integrating over the fermion fields leads to

$$S_{\text{eff}} = \frac{1}{2g^2} \int dx_1 dx_2 (\sigma^2 + \pi^2) - \log \det M, \quad Z = \int \mathcal{D}\sigma \mathcal{D}\pi e^{-N_f S_{\text{eff}}} \quad (5)$$

with expectation values of operators $O(\sigma, \pi)$ given by

$$\langle O \rangle = \frac{1}{Z} \int \mathcal{D}\sigma \mathcal{D}\pi O(\sigma, \pi) e^{-N_f S_{\text{eff}}}. \quad (6)$$

3. Simulation setup

We determine lattice simulation setup of the χGN_2 model by reference to that of the GN_2 model [5]. To explore the existence of the inhomogeneous phase and the μ - T phase diagram in the χGN_2 model, we generate a large number of ensembles of field configurations $\sigma(\mathbf{x})$ and $\pi(\mathbf{x})$ (Tab. 1). We employ naive fermion for analyses. In the previous study on the GN_2 model [5], they found that there is no lattice fermion dependence on the phase structure of the GN_2 model, using naive fermion and SLAC fermion. It suggests that one can use both kinds of fermion actions. We fix the spatial extents N_s to $N_s = 32$ in the calculation, though $N_s = 64$ is used in Ref. [5]. Furthermore we also find that in the homogeneous phase $N_s = 32$ is enough large to give the same phase structure as that in continuum theory in large N_f limit [9]. We carry out the calculation on $N_t = 4, 6, \dots, 32$ due to the limitation of evaluation of fermion determinant in naive fermion.

4. Numerical results

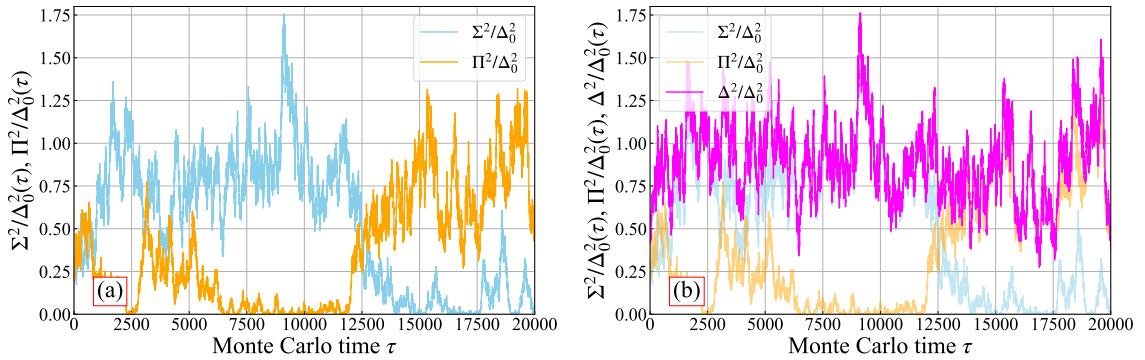
4.1 Finite temperature at $\mu = 0$

First we investigate the phase structure of the χGN_2 model at vanishing chemical potential, changing temperature. We calculate the expectation values of $\Sigma^2 = \langle \bar{\sigma}^2 \rangle$ and $\Pi^2 = \langle \bar{\pi}^2 \rangle$ as a

Table 1: Ensembles of field configurations for the χGN_2 model.

fermion	N_f	$N_s = L/a$	$N_t = 1/Ta$	g^2	$a\Delta_0$	μ/Δ_0
				1.9332	0.4153(3)	0.0, 0.8886
naive	8	32	4, 6, ..., 32	1.8132	0.3791(2)	0.0, 0.8886
				1.7132	0.3436(2)	0.0, 0.8886

function of Monte Carlo time τ (Fig. 1 (a)). Here we measure the observables on thermalized configurations separated by 10 Monte Carlo units. We observe that amplitudes of Σ^2 and Π^2 are not constant: they are fluctuating to Monte Carlo time with negative correlation to the other. This behavior suggests that $\Delta^2 = \Sigma^2 + \Pi^2$ is constant. In Fig. 1 (b) we show Δ^2 as a function of Monte Carlo time τ . The values of Δ^2 are constant, which means that Δ^2 is a candidate of an order parameter for chiral symmetry in the χGN_2 model.


Figure 1: (a) Σ^2 (light blue solid line) and Π^2 (orange solid line) as a function of Monte Carlo time. (b) Δ^2 (magenta solid line) as a function of Monte Carlo time (b), together with Σ^2 and Π^2 .

In Fig. 2, Δ^2 as a function of temperature is shown at vanishing chemical potential. Here we perform the calculation with coupling constants $g^2=1.7132, 1.8132$ and 1.9332 to check lattice spacing dependence. We normalize values Δ^2 by Δ_0^2 which is measured at $N_s = 64$ corresponds to $T = 0$. The behavior of Δ^2 as a function of T is consistent among the three couplings. The lattice spacing dependence on Δ^2 is negligible within the couplings, though further investigation with more variation of coupling is needed [10, 11]. The value of Δ^2 at low temperature is around 1 and starts to decrease at $T/\Delta_0 \sim 0.09$ and approaches 0. Even in $N_f = 8$ the chiral symmetry is broken at vanishing temperature and is restored at finite temperature. This is the same as that in large N_f limit [6, 7]. In large N_f limit the behavior of the χGN_2 model is the same as that of the GN_2 model [5].

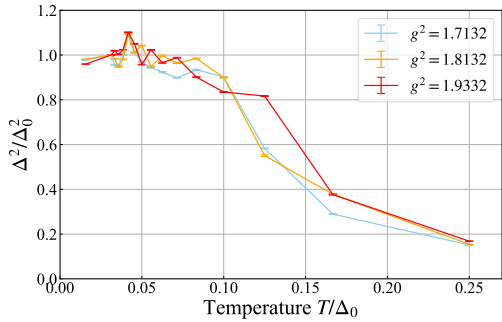
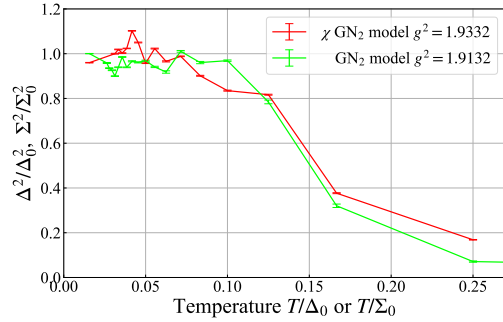
In Fig. 3 we compare the temperature dependence of Δ^2 and that of Σ^2 . Here we adjust the value of the coupling of the χGN_2 model so that lattice spacing in both cases is the same (Tab. 2). In the GN_2 model Σ_0 is fixed at $N_s = 32$ which corresponds to $T = 0$. The result also implies that in $N_f = 8$ the behavior of physical observables is already same as that in large N_f limit.

However, there are several caveats to existence of homogeneous phase in the calculation. Most serious issue is the lattice size. If the lattice size is not enough large to include the entire structure

Table 2: Ensembles of field configurations for the GN₂ model.

fermion	N_f	$N_s = L/a$	$N_t = 1/Ta$	g^2	$a\sigma_0$	μ/σ_0
naive	8	32	2, 4, 6, ..., 64	1.9132	0.4190(1)	0.0

of fluctuation of Δ , only part of it is observed and the behavior of it is not distinguished from that in inhomogeneous phase. Therefore further investigation of behavior of Δ with small lattice spacing and large lattice size is indispensable.


Figure 2: Δ^2 as a function of temperature T/Δ_0 in the χ GN₂ model, in the case of $g^2 = 1.7132$ (light blue solid line), 1.8132 (orange solid line) and 1.9332 (red solid line).

Figure 3: Comparison between temperature T/Σ_0 dependence of Σ^2 in the GN₂ model and temperature T/Δ_0 dependence of Δ^2 in the χ GN₂ model.

4.2 Analysis on inhomogeneous phase

We investigate existence of inhomogeneous phase in low temperature and high chemical potential region. We focus on spatial correlation functions of σ and π ,

$$C_{\sigma\sigma}(x) = \frac{1}{N_t N_x} \sum_{t,y} \langle \sigma(t, y+x) \sigma(t, y) \rangle, \quad (7)$$

$$C_{\pi\pi}(x) = \frac{1}{N_t N_x} \sum_{t,y} \langle \pi(t, y+x) \pi(t, y) \rangle. \quad (8)$$

In Fig. 4 we show correlation functions of $C_{\sigma\sigma}$ and $C_{\pi\pi}$ as a function of spatial lattice n_x at (a) $(T/\Delta_0, \mu/\Delta_0) = (0.1204, 0.8886)$ and (b) $(T/\Delta_0, \mu/\Delta_0) = (0.1003, 0.8886)$. We find that at both temperatures correlators of $C_{\sigma\sigma}$ and $C_{\pi\pi}$ are fluctuating as a function of n_x , which originates from the existence of inhomogeneous phase. In the case of $T/\Delta_0 = 0.1204$ the behavior of $C_{\sigma\sigma}$ is almost the same as that of $C_{\pi\pi}$, though small deviation of amplitude between them is observed. In the case of lower temperature (b), the period of fluctuation of correlators does not change, but amplitude of them becomes larger. In effective theory the amplitude of fluctuation is related with the order parameter of chiral symmetry [6, 7]. Again, the deviation between amplitude of $C_{\sigma\sigma}$ and that of $C_{\pi\pi}$ becomes large. It may imply consequence of phase shift between σ and π . However, it may also suggest too small lattice size and rough lattice spacing where the maximum value of

the amplitudes and entire structure of correlators are not included correctly. More investigation with smaller lattice spacing and large lattice size calculation is needed. In our lattice size, only one cycle of fluctuation of $C_{\sigma\sigma}$ and $C_{\pi\pi}$ is included. In spite of $N_f = 2$ calculation, very clear spiral structure is observed on fine lattice spacing like $a\Delta_0 = 0.19$ and 0.08 [10]. They also investigate density dependence of the spiral structure.

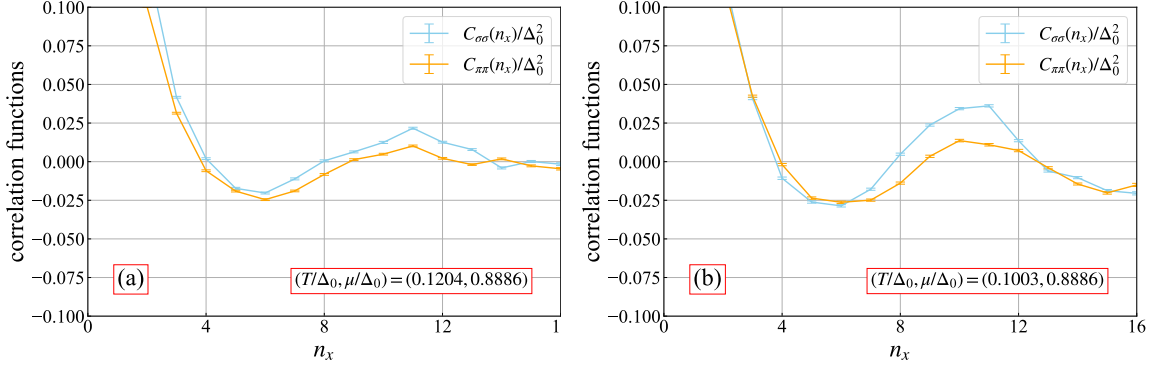


Figure 4: Correlation functions $C_{\sigma\sigma}$ and $C_{\pi\pi}$ as a function of spatial lattice n_x at (a) $(T/\Delta_0, \mu/\Delta_0) = (0.1204, 0.8886)$ and (b) $(T/\Delta_0, \mu/\Delta_0) = (0.1003, 0.8886)$.

In Fig. 5 we show the correlation function of Δ . The analyses on homogeneous phase suggest that the order parameter of chiral symmetry in the χGN_2 model is not Σ or Π itself, but Δ . It is consistent with that in large N_f limit [6, 7]. Because Δ is not fluctuating, the signal of correlation function of Δ is more clearly than that of σ or π . The amplitude of the correlation function of Δ is larger, as temperature is lower. The same tendency is observed in Refs. [10, 11]. The amplitude of Δ is around twice as large as those of σ and π . Though detailed comparison between them is too early, because of small lattice size and rough lattice spacing in the current calculation. However, because Δ consists of σ and π , we will be able to extract detailed information from Δ even in small lattice. Here, we can not obtain clear signal of the cross terms of σ and π . We need to analyze them at lower temperature in larger lattice. More detailed analyses such as correlators of Δ , the cross term of σ and π and the phase difference between σ and π are needed.

5. Summary

We discussed the possible existence of inhomogeneous phase in 1+1 dimensional chiral Gross-Neveu (χGN_2) model on the lattice. First we investigated the phase structure of the χGN_2 model at vanishing chemical potential, changing temperature. From behavior of $\Delta^2 = \Sigma^2 + \Pi^2$ as a function of Monte Carlo time, a candidate of an order parameter for chiral symmetry in the χGN_2 model is Δ . At vanishing chemical potential, we observed restoration of chiral symmetry at high T . In low temperature and high chemical potential region, we found the existence of inhomogeneous phase in spatial correlation functions of σ and π . The signal of inhomogeneous phase in correlation function of Δ is more clearly than that of σ or π . However, to conclusive results further investigation of behavior of Δ and its correlation function with small lattice spacing and large lattice size is indispensable.

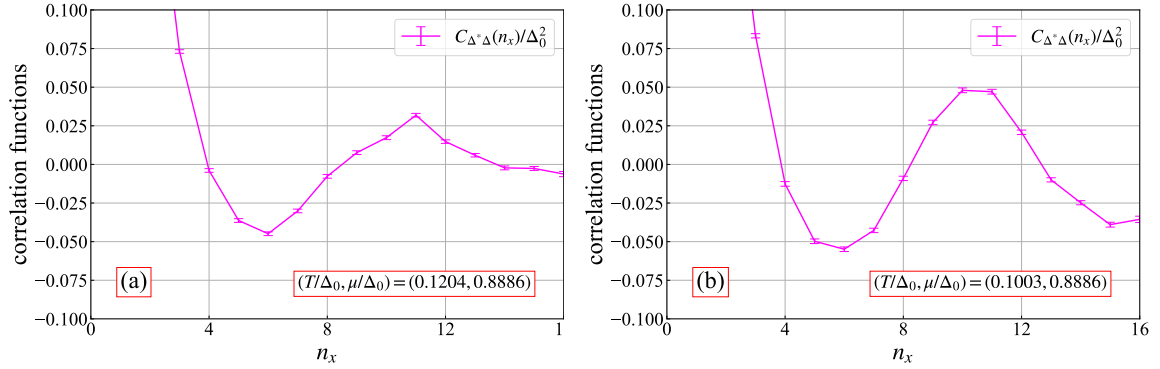


Figure 5: Correlation function $C_{\Delta^*\Delta}$ as a function of spatial lattice n_x at (a) $(T/\Delta_0, \mu/\Delta_0) = (0.1204, 0.8886)$ and (b) $(T/\Delta_0, \mu/\Delta_0) = (0.1003, 0.8886)$.

We leave for future work the phase diagram in larger N_f limit and at larger density. For example, the period of the spiral structure is smaller at larger density. Furthermore baryon and thermodynamic quantities in the χ GN₂ model on the lattice and addition of superconducting term to the model can extract more interesting information of the QCD phase diagram.

Acknowledgment

This work was supported by JSPS KAKENHI Grant Numbers JP20H00156, JP20H00581 and JP17K05438.

References

- [1] B. V. Jacak and B. Muller, *Science* **337** (2012), 310-314 doi:10.1126/science.1215901.
- [2] G. Baym, T. Hatsuda, T. Kojo, P. D. Powell, Y. Song and T. Takatsuka, *Rept. Prog. Phys.* **81** (2018) no.5, 056902 doi:10.1088/1361-6633/aaae14 [arXiv:1707.04966 [astro-ph.HE]].
- [3] M. Buballa and S. Carignano, *Prog. Part. Nucl. Phys.* **81** (2015), 39-96 doi:10.1016/j.ppnp.2014.11.001 [arXiv:1406.1367 [hep-ph]].
- [4] A. Heinz, F. Giacosa, M. Wagner and D. H. Rischke, *Phys. Rev. D* **93**, no.1, 014007 (2016) doi:10.1103/PhysRevD.93.014007 [arXiv:1508.06057 [hep-ph]].
- [5] J. Lenz, L. Pannullo, M. Wagner, B. Wellegehausen and A. Wipf, *Phys. Rev. D* **101**, no.9, 094512 (2020) doi:10.1103/PhysRevD.101.094512 [arXiv:2004.00295 [hep-lat]].
- [6] V. Schon and M. Thies, doi:10.1142/9789812810458_0041 [arXiv:hep-th/0008175 [hep-th]].
- [7] G. Basar, G. V. Dunne and M. Thies, *Phys. Rev. D* **79** (2009), 105012 doi:10.1103/PhysRevD.79.105012 [arXiv:0903.1868 [hep-th]].
- [8] D. J. Gross and A. Neveu, *Phys. Rev. D* **10** (1974), 3235.

- [9] K. Horie and C. Nonaka, in preparation.
- [10] J. J. Lenz, M. Mandl and A. Wipf, [arXiv:2109.05525 [hep-lat]].
- [11] J. J. Lenz and M. Mandl, [arXiv:2110.12757 [hep-lat]].