

# Nonparametric Treatment Effect Identification in School Choice

Jiafeng Chen

Department of Economics, Harvard University and Harvard Business School

This draft: October 23, 2023

First draft: December 7, 2021

**ABSTRACT.** This paper studies nonparametric identification and estimation of causal effects in centralized school assignment. In many centralized assignment settings, students are subjected to both lottery-driven variation and regression discontinuity (RD) driven variation. We characterize the full set of identified *atomic treatment effects* (aTEs), defined as the conditional average treatment effect between a pair of schools, given student characteristics. Atomic treatment effects are the building blocks of more aggregated notions of treatment contrasts, and common approaches estimating aggregations of aTEs can mask important heterogeneity. In particular, many aggregations of aTEs put zero weight on aTEs driven by RD variation, and estimators of such aggregations put asymptotically vanishing weight on the RD-driven aTEs. We develop a diagnostic tool for empirically assessing the weight put on aTEs driven by RD variation. Lastly, we provide estimators and accompanying asymptotic results for inference on aggregations of RD-driven aTEs.

*Keywords:* School choice, nonparametric identification, regression discontinuity, heterogeneous treatment effects

*JEL codes:* C1, D47, J01

---

*Date:* [jiafengchen@g.harvard.edu](mailto:jiafengchen@g.harvard.edu). I am especially indebted to David C. Parkes, Scott Duke Kominers, Isaiah Andrews, and Elie Tamer for their valuable guidance. I thank Marinho Bertanha, Stéphane Bonhomme, Xavier D'Haultfoeuille, Bryan Graham, Jeff Gortmaker, Peter Hull, Ashesh Rambachan, David Ritzwoller, Brad Ross, Jonathan Roth, Jesse Shapiro, Neil Shephard, Winnie van Dijk, Christopher Walker, as well as participants of the Harvard Econometrics Workshop and SOLE 2021. This paper subsumes my undergraduate thesis (Chen, 2019), as well as SSRN submissions 3510897, 3510899, and 3510903 in January, 2020. All errors are my own.

## 1. Introduction

There is a rapidly growing empirical literature studying centralized school assignment.<sup>1</sup> Generally speaking, there are two sources of identifying variation in a large class of centralized school assignments (Abdulkadiroğlu et al., 2022). First, the assignment mechanism itself could involve random assignment, where schools assign random priorities to students. Comparing lucky students who receive favorable priorities at a particular school to those less fortunate, for instance, estimates the causal effect of the school. Second, a large class of assignment mechanisms satisfy a cutoff structure in terms of running variables (e.g. test scores). Comparing students whose test scores are just above the cutoff at a certain school to those whose test scores are just below estimates causal effects as well.

In some settings, both lottery and regression-discontinuity (RD) variation are available to the researcher. Some schools may use lotteries to rank potential enrollees, and others may rank them on test scores. In many such settings, these school priorities are then combined with student preferences to compute the student-proposing deferred acceptance matching (Gale and Shapley, 1962). In such cases, researchers often estimate aggregate causal quantities, such as comparing a set of treatment-condition schools to a set of control-condition schools, pooling over both lottery and RD variation.

These aggregate estimates provide convenient summaries of causal effects, but potentially mask the rich heterogeneity in school choice settings by pooling over many different causal contrasts. For one, they pool over student-school combinations that are subjected to lottery and RD variation. For another, they pool over many pairwise school comparisons in binarizing schools into treatment and control conditions. Aggregate causal estimands are often interpreted as simple average treatment effects between treatment-condition schools and control-condition schools. However, these estimands can blend together treatment effects of different nature on particular subpopulations of students, which calls for more nuanced interpretations.

Economically, heterogeneity along RD variation versus lottery variation could be meaningful. Consider the comparison between a school  $s_1$  that uses lottery priorities and a school  $s_2$  that uses test scores. Lottery variation identifies causal effects between these two schools for the subpopulation of students who would be matched to  $s_1$  on some draws of the lottery and matched to  $s_2$  on other draws. For deferred acceptance mechanisms, *all such students must prefer  $s_1$  to  $s_2$* : Those who prefer  $s_2$  would never be matched to  $s_1$  regardless of the

---

<sup>1</sup>See, among others, Kapor, Neilson and Zimmerman (2020); Agarwal and Somaini (2018); Fack, Grenet and He (2019); Calsamiglia, Fu and Güell (2020); Angrist, Hull, Pathak and Walters (2020); Beuermann, Jackson, Navarro-Sola and Pardo (2018); Abdulkadiroğlu, Angrist, Narita and Pathak (2017a, 2022); Abdulkadiroğlu, Pathak, Schellenberg and Walters (2020); Abdulkadiroğlu, Angrist, Narita, Pathak and Zarate (2017b); Bertanha, Gallegos, Lufade and Mourifié (2022); Kirkeboen, Leuven and Mogstad (2016); Angrist, Hull, Pathak and Walters (2021).

outcome of the lottery. If student preferences select positively on gains, the causal contrasts identified by the lottery variation represent subpopulations with more favorable potential outcomes under  $s_1$ .

This paper seeks to understand and unpack the rich heterogeneity in school choice mechanisms. Our first contribution is to characterize the set of *atomic treatment effects* (aTEs) that are identified. We define an atomic treatment effect as a conditional average treatment effect between two schools, conditional on student preferences, student test scores, and other student characteristics. Atomic treatment effects are the building blocks of more aggregated causal contrasts: Any meaningful average treatment effect (ATE) is a weighted average over aTEs. Characterizing identifiable aTEs leads to certain observations about the nature of identifiable treatment contrasts, such as the fact in the previous paragraph—lottery variation between a lottery and a test score school is driven by students losing the lottery at the more-preferred lottery school.

One particularly concerning observation is that common aggregate treatment effects that pool over lottery and RD variation asymptotically put *zero weight* on the atomic treatment effects identified by RD variation. The reason is simple: Since RD variation can only occur at a cutoff, atomic treatment effects identified by such variation condition on a “thin” set of student characteristics that have population measure zero (Khan and Tamer, 2010)—namely, those students with scores at a cutoff. Translated to estimation, this means that the number of students contributing to RD-type variation is a vanishing fraction compared to the number of students incident to lottery-type variation. As a result, treatment effect aggregations that weigh each student equally put vanishing weight on the RD-identified aTEs. Fortunately, in finite samples, the weight on RD variation need not be zero, and we introduce a simple diagnostic for bounding the weight put on RD-identified aTEs.

Beyond making sure coarse aggregate treatment effects do not blend together aTEs in some unreasonable and unexpected fashion, researchers may be interested in finer aggregations of aTEs. Our second contribution is the asymptotic theory for estimating RD-identified treatment contrasts. Relative to the existing literature (Abdulkadiroğlu et al., 2022), our asymptotic theory more accurately captures the fact that cutoffs depend on the data in finite samples, and only converge to fixed quantities asymptotically. We accommodate the data-dependent cutoffs and find that first-order asymptotic behavior of local linear regression estimators is unaffected.

This paper is applicable to any setting in which school assignments are made using deferred acceptance-like algorithms and researchers seek causal identification based on the centralized assignments (Beuermann et al., 2018; Abdulkadiroğlu et al., 2017a; Bertanha et al., 2022; Kirkeboen et al., 2016; Angrist et al., 2021). It contributes to a growing methodological literature on causal inference in centralized school assignment settings (Singh and Vijaykumar,

2023; Bertanha et al., 2022; Munro, 2023; Abdulkadiroğlu et al., 2022, 2017a; Narita, 2021; Narita and Yata, 2021). This paper is most related to Abdulkadiroğlu et al. (2022). We complement their work by investigating the ramifications of heterogeneous treatment effects on their identification strategy and by formally characterizing the set of atomic treatment effects identified by centralized school assignment. Our results also imply that the regression estimator proposed by Abdulkadiroğlu et al. (2022) estimates a treatment effect that puts vanishing weight on the RD-identified aTEs, though nevertheless it appears the weight on RD-identified aTEs is nontrivial in finite samples in their setting.

This paper proceeds as follows. [Section 2](#) introduces notation, setup, and a class of school choice mechanisms. [Section 3](#) defines atomic treatment effects and characterizes those that are identified. [Section 4](#) proves asymptotic properties for local linear regression estimators for RD-driven aggregate treatment effect estimands. [Section 5](#) concludes.

## 2. Model, school choice mechanisms, and identification

Consider a finite set of students  $I = \{1, \dots, N\}$  and a finite set of schools  $S = \{0, 1, \dots, M\}$ . The schools have *capacities*  $q_1, \dots, q_M \in \mathbb{N}$ . Assume that the school 0 represents an outside option and has infinite capacity. Each student  $i \in I$  has observed (by the analyst) characteristics  $X_i$ .  $X_i$  contains characteristics that are relevant for the assignment mechanism.<sup>2</sup> For each student  $i$  and each school  $s$ , there is a potential outcome  $Y_i(s)$ , representing the outcomes of the student if assigned to school  $s$ .<sup>3</sup> The assignment mechanism takes in  $X_1, \dots, X_N$  and produces matchings  $D_i = [D_{i1}, \dots, D_{iM}]'$ , such that  $D_{is} = 1$  if and only if  $i$  is matched  $s$ , and  $(D_1, \dots, D_N)$  satisfies capacity constraints at schools.<sup>4</sup> The analyst observes  $Y_i = \sum_s D_{is} Y_i(s)$ ,  $D_i$ , and  $X_i$  for every individual.

To embed this setup into an asymptotic sequence, we assume that  $(X_i, Y_i(0), \dots, Y_i(S))$  are i.i.d. drawn from some superpopulation. The set of schools  $S$  is fixed, but their capacities in finite samples are generated by  $q_s = \lfloor Nq_s^* \rfloor$  for some fixed value  $q_s^* \in [0, \infty)$ .

**2.1. Assignment mechanism.** Following Abdulkadiroğlu et al. (2022), we consider the following class of assignment mechanisms. This setup accommodates the school choice mechanism in New York City, and is sufficiently general for many mechanisms that either uses deferred acceptance or can be reduced to a mechanism that uses deferred acceptance.<sup>5</sup> These school choice mechanisms derive matchings from the student-proposing deferred acceptance

<sup>2</sup>It may also contain other observed characteristics that the analyst may condition on. Since these additional covariates do not change our results materially, we suppress them and assume for convenience that they are not available.

<sup>3</sup>Consistent with much of the literature, this formulation rules out peer effects or other violations of the stable unit treatment value assumption (SUTVA).

<sup>4</sup>That is,  $\sum_i D_{is} \leq q_s$  for all  $s$ .

<sup>5</sup>We consider the same mechanisms as Abdulkadiroğlu et al. (2022). See footnote 5 in Abdulkadiroğlu et al. (2022) for a list of school choice settings accommodated by this setup.

algorithm. Deferred acceptance requires student rankings over schools (termed *preferences*) and school rankings over students (termed *priorities*). Student preferences are included in  $X_i$ , and school priorities are computed from information in  $X_i$  in the following manner.

Specifically, there are two types of schools, lottery schools and test-score schools. School priorities are lexicographic in  $(Q_{is}, H_{is})$ . The quantity  $Q_{is} \in \{0, \dots, \bar{q}_s\}$ ,  $\bar{q}_s \in \mathbb{N} \cup \{0\}$ , represents certain discrete qualifiers.  $Q_{is}$  accommodates settings where, for instance,  $i$  having a sibling at school  $s$  makes  $i$  high-priority at school  $s$ . When two students  $(i, j)$  have the same discrete qualifier  $Q_{is} = Q_{js}$ , ties are broken by  $H_{is}$ , which is either a test score or a randomly generated lottery number, depending on school  $s$ 's type.

Formally, assume we partition  $S$  into lottery and test-score schools. A lottery school  $s$  uses a lottery indexed by  $\ell_s \in \{1, \dots, L\}$ ,  $L \in \mathbb{N}$ , and a test-score school uses a test-score indexed by  $t_s \in \{1, \dots, T\}$ ,  $T \in \mathbb{N}$ . Assume that the assignment relevant information  $X_i$  takes the form

$$X_i = (\succ_i, R_i, Q_i) = (\succ_i, \underbrace{(R_{i1}, \dots, R_{iT})}_{\text{continuously distributed on } [0, 1]^T}, (Q_{i0}, \dots, Q_{iM}))$$

where  $\succ_i$  represents the preferences of student  $i$ ,  $R_{it}$  represents  $i$ 's test score on test  $t$ , and  $Q_{is}$  represents  $i$ 's discrete qualifier at school  $s$ .

Let  $U_i = [U_{i1}, \dots, U_{iL}]' \stackrel{\text{i.i.d.}}{\sim} F_U$  be the vector of lottery numbers for student  $i$ . Without loss of generality, we assume that their marginal distributions are normalized to uniform:  $U_{i\ell} \sim \text{Unif}[0, 1]$ . Each school  $s$  computes a *priority score* for each student  $i$

$$V_{is} = \begin{cases} \frac{Q_{is} + R_{it_s}}{\bar{q}_s + 1}, & \text{if } s \text{ is a test-score school} \\ \frac{Q_{is} + U_{i\ell_s}}{\bar{q}_s + 1}, & \text{if } s \text{ is a lottery school.} \end{cases}$$

such that  $V_{is}$  implements the lexicographic ordering over  $i$ . The priority ranking for school  $s$  is such that

$$i \triangleright_s j \iff V_{is} > V_{js}.$$

The matching  $D_1, \dots, D_N$  is then computed by the student-proposing deferred acceptance algorithm with student preferences  $\succ_1, \dots, \succ_N$  and school priorities  $\triangleright_0, \dots, \triangleright_M$  (Gale and Shapley, 1962; Abdulkadiroğlu and Sönmez, 2003):

- (1) Initially, all students are unmatched, and they have not been rejected from any school.
- (2) At the beginning of stage  $t$ , every unmatched student proposes to her favorite school, according to  $\succ_i$ , from which she has not been rejected.
- (3) Each school  $s$  considers the set of students tentatively matched to  $s$  after stage  $t-1$ , as well as those who propose to  $s$  at stage  $t$ , and tentatively accepts the most preferable students, up to capacity  $q_s$ , ranked according to  $\triangleright_s$ , while rejecting the rest.

- (4) Stage  $t$  concludes. If there is an unmatched student who have not been rejected from every school on her list, then stage  $t + 1$  begins and we return to step (2); otherwise, the algorithm terminates, and outputs the tentative matches at the conclusion of stage  $t$ .

Next, we review the cutoff structure of such mechanisms (Azevedo and Leshno, 2016), which is crucial for defining identification.

**2.2. Cutoffs and identification.** One could interpret the deferred acceptance algorithm as computing a vector of *cutoffs*. Let

$$C_{s,N} = \begin{cases} \min_i \{V_{is} : D_{is} = 1\}, & \text{if } s \text{ is matched to } q_s \text{ students} \\ 0, & \text{otherwise.} \end{cases}$$

be the least-favorable priority score among those matched to  $s$ , if  $s$  is oversubscribed. The matching computed by deferred acceptance is rationalized by each student  $i$  being matched to their favorite school in their choice set, where the choice set for  $i$  is the set of schools for which the priority score  $V_{is}$  clears the cutoff:  $V_{is} \geq C_{s,N}$ .

When the number of students is large, the cutoffs  $C_{s,N}$  in fact concentrate around some population quantity, satisfying a law of large numbers. Proposition 3 of Azevedo and Leshno (2016) states that if  $\{(\succ_{is}, V_{is}) : s \in S\}$  are independently and identically distributed across students  $i$ , then under mild conditions,<sup>6</sup> the cutoffs  $C_N = [C_{0,N}, \dots, C_{M,N}]$  concentrate to some population counterpart  $c$  at the parametric rate:

$$\|C_N - c\|_\infty = O_P(N^{-1/2}).$$

**Assumption 2.1.** *The population of students is such that the cutoffs  $\{C_{s,N}\}$ , satisfy*

$$\max_{s \in S} |C_{s,N} - c_s| = O_p(N^{-1/2})$$

for some fixed  $c = (c_s : s \in S)$ .

The fact that the assignments are determined jointly in finite samples creates some technical wrinkles for defining identification, since it implies that the data  $(Y_i, D_i, X_i, U_i)$  are not i.i.d. A standard definition states that a quantity is identified if no two observationally equivalent distributions of observable data and potential outcomes give rise to different values of the quantity. Here, “distributions” refers to the *joint distribution* of the observable data, school assignments, and potential outcomes *for the finite sample of  $N$  students*. However, vanishing variation of  $C_N$  around  $c$  would allow for certain quantities to be “identified”

---

<sup>6</sup>Precisely speaking, Azevedo and Leshno (2016) define a notion of deferred acceptance matching acting on the *continuum economy*—which is the distribution of  $\{(\succ_{is}, V_{is}) : s \in S\}$ . The additional regularity condition is that this continuum version of deferred acceptance matching admits a unique stable matching. In other words, it is a very mild regularity condition on the distribution of  $\{(\succ_{is}, V_{is}) : s \in S\}$ .

per the standard definition, but not consistently estimable. We give a simple example in [Appendix A.1](#) to illustrate the conceptual difficulties.

To avoid these estimands that are only identifiable in finite samples but not estimable asymptotically, we instead define identification relative to the population cutoff  $c$ . For a fixed cutoff  $c$ , we can define  $D_i^*(c)$  as the assignment  $i$  would receive if the cutoffs were set to  $c$ . The tuple  $(X_i, D_i^*(c), Y_i(0), \dots, Y_i(M), U_i)$  are then i.i.d., and identification boils down to its definition in standard, cross-sectional settings. Since as  $C_N \rightarrow c$ ,  $D_i(C_N) \rightarrow D_i(c)$  for  $N \rightarrow \infty$ , this notion of identification captures the information content of the data for large markets. We define identification formally below.

Formally, let  $P \in \mathcal{P}$  be the distribution of student characteristics, potential outcomes, and lottery numbers  $(X_i, Y_i(0), \dots, Y_i(M), U_i)$ , where we assume every member of  $\mathcal{P}$  satisfies [Assumption 2.1](#) ([Azevedo and Leshno, 2016](#)). Let  $c(P)$  be the corresponding large-market cutoffs, defined as the probability limit of  $C_N$  when data is sampled according to  $P$ . Define  $D_i^*(c)$  as the assignment made if the cutoffs were set to  $c$ : i.e.  $D_{is}^*(c) = 1$  if and only if  $s$  is  $i$ 's favorite school among those with  $V_{is} \geq c_s$ . Let  $Y_{i,\text{obs}}^*(c) = \sum_{s \in S} D_{is}^*(c) Y_i(s)$  denote the observed outcome under  $D_i^*$ .

**Definition 2.1.** Let  $P_{\text{obs}}^*(P)$  denote the distribution of  $(D_i^*(c(P)), Y_{i,\text{obs}}^*(c(P)), X_i, U_i)$ . We say a parameter  $\tau(P)$  is *identified at  $P$*  if there does not exist  $\tilde{P}$  such that  $\tau(P) \neq \tau(\tilde{P})$  and  $P, \tilde{P}$  are observationally equivalent:  $P_{\text{obs}}^*(P) = P_{\text{obs}}^*(\tilde{P})$  and  $c(P) = c(\tilde{P})$ .

This definition formalizes the notion of identification and “large-market approximation” in [Abdulkadiroğlu et al. \(2022\)](#).

### 3. Atomic treatment effects in school choice

Our first contribution is to characterize the landscape of conditional average treatment effects that are identified by the centralized school assignment. To do so, we consider the “smallest” building block of treatment contrasts in this setting, which we call *atomic treatment effects*. Specifically, for a pair of schools  $s_0, s_1 \in S$ , define the *atomic treatment effect* (aTE) as the conditional average treatment effect

$$\tau_{s_1, s_0}(x) = \mathbb{E}[Y(s_1) - Y(s_0) \mid X = x].$$

For a school  $s$ , define the atomic potential outcome mean as

$$\mu_s(x) = \mathbb{E}[Y(s) \mid X = x].$$

This section characterizes  $\tau_{s_1, s_0}$  and  $\mu_s$  that are identified.

Studying the identification of atomic treatment effects leads to new understanding about the nature of more aggregate notions of treatment effects. We now define a large class of parameters that average over atomic treatment effects. An *aggregate treatment effect* is a



weighted average of  $\tau_{s_1, s_0}(x)$  over  $(s_1, s_0, x)$ . An *identified aggregate treatment effect* is one that puts weight only on those  $(s_1, s_0, x)$  tuples for which  $\tau_{s_1, s_0}(x)$  is identified.

We make these ideas precise here, and introduce senses in which identified treatment effects weigh each student equally.

**Definition 3.1.** Given characteristics  $x$  and a probability measure  $W(x)$ , let  $w(s_1, s_0 | x)$  be a weight function on pairs of schools  $s_1 \neq s_0$  such that (i)  $w(s_1, s_0 | x) > 0$  only when  $\tau_{s_1, s_0}(x)$  is identified and (ii) either  $\sum_{s_1 \neq s_0} w(s_1, s_0 | x) = 1$  or  $\sum_{s_1 \neq s_0} w(s_1, s_0 | x) = 0$ . Let  $\mathcal{I} = \{x : \sum_{s_1 \neq s_0} w(s_1, s_0 | x) = 1\}$  be the event that the weights sum to 1, meaning that some contrasts of interest are identified for those with  $X = x$ .

(1) An *identified aggregate treatment effect* is of the form<sup>7</sup>  $\mathbb{E}_{X \sim W | \mathcal{I}} \left[ \sum_{s_1 \neq s_0} \tau_{s_1, s_0} w(s_1, s_0 | X) \right]$ .

(2) We say that an identified aggregation *weighs each student equally* if  $W(\cdot)$  equals the distribution of  $X$  under  $P$ .

(3) Among a class of identified aggregations, indexed by  $w(s_1, s_0 | x)$  and  $\mathcal{I}$ , that weigh each student equally, we say an aggregation is *maximal* if no other aggregation in the class has a strictly larger  $\mathcal{I}$ .<sup>8</sup>

Definition 3.1 formalizes an aggregation of atomic treatment effects by defining it relative to a weighting scheme  $(w(s_1, s_0 | x), W(x))$ . The event  $\mathcal{I}$  is simply the indicator that *some atomic treatment effect of interest* is identified for those with  $X = x$ . An aggregation weighs students equally if the weight  $W(\cdot)$  is equal to the density of the observed data  $X$ , thereby simply encoding relative frequencies of values of  $X$  arising in the data. Fixing a class of identified aggregate treatment effects of interest, which all weigh students equally, effects with larger  $\mathcal{I}$  aggregate over more individuals—and so effects with the largest  $\mathcal{I}$ 's can be called “maximal” in this sense.

**3.1. An extended example.** Before introducing formal results in generality, let us consider identification in a simplified setting, which contains most of the intuition of our subsequent formal results.

<sup>7</sup>To avoid measure-theoretic ambiguities when  $W(\mathcal{I}) = 0$ , we will assume that  $W(R | \succ, Q)$  has a continuous density  $f_W(r | \succ, Q)$  on  $[0, 1]^T$  with respect to the Lebesgue measure. We *define* the conditional distribution to conform with its intuitive value.

Specifically, let  $\mathcal{I}_{\succ, q} \equiv \{r : (\succ, q, r) \in \mathcal{I}\}$ . Let  $\mathcal{I}_{\succ, q}^\epsilon = \{r \in [0, 1]^T : \exists r_0 \in \mathcal{I}_{\succ, q} \text{ such that } \|r - r_0\|_\infty \leq \epsilon\}$  be an  $\epsilon$ -enlargement. We will *define* the conditional distribution as

$$W(r \in A | \succ, q, \mathcal{I}) = \lim_{\epsilon \rightarrow 0} \frac{\int_{A \cap \mathcal{I}_{\succ, q}^\epsilon} f_W(r | \succ, q) dr}{\int_{\mathcal{I}_{\succ, q}^\epsilon} f_W(r | \succ, q) dr}$$

and

$$W(\succ = \succ_0, Q = q | \mathcal{I}) = \lim_{\epsilon \rightarrow 0} \frac{W(\mathcal{I}_{\succ_0, q}^\epsilon)}{\sum_{\succ', q'} W(\mathcal{I}_{\succ', q'}^\epsilon)}.$$

Note that by the identity  $W(X \in B | \mathcal{I}) = \sum_{\succ_0, q} W(X \in B | \succ_0, q, \mathcal{I}) W(\succ_0, q | \mathcal{I})$ , this defines the conditional distribution.

<sup>8</sup>Note that there may be multiple maximal aggregations.



**Example 3.2** (Extended example setup). Suppose there are four schools  $s_0, s_1, s_2, s_3$  and three types of students denoted by  $(A, B, C)$ . The students have the following preferences and the same discrete priorities  $Q_{is} = 0$ :

	Preferences
$A$	$s_2 \succ s_3 \succ s_1 \succ s_0$
$B$	$s_2 \succ s_1 \succ s_3 \succ s_0$
$C$	$s_3 \succ s_2 \succ s_1 \succ s_0$

Additionally, consider the following setup, illustrated in **Figure 1**:

- (1) The schools  $s_1, s_2$  are test-score schools using the same test score  $R \in [0, 1]$ .
- (2)  $s_3$  is a lottery school, and  $s_0$  is an undersubscribed (lottery) school with sufficient capacity. Assume that  $s_3$  is oversubscribed—the probability of qualifying for  $s_3$  for any student is not zero or one.<sup>9</sup>
- (3) Assume the number of students is sufficiently large so that the cutoffs  $c_1, c_2$  are fixed.
- (4) Since everyone prefers  $s_2 \succ s_1$ , school 2 has a more stringent cutoff:  $c_2 > c_1$ .
- (5) Since the distribution of  $R$  is unspecified, assume  $c_1 = \frac{1}{3}, c_2 = \frac{2}{3}$ .




FIGURE 1. Illustration of the example setup

For this setup, we can write  $X_i = (\succ_i, R_i)$  and omit dependence on the discrete qualifiers  $Q_{is}$ . Note that  $\tau_{s,s'}(\succ_A, R)$  is identified if and only if both  $\mu_s(\succ_A, R)$  and  $\mu_{s'}(\succ_A, R)$  are. Thus, we can ask “given a school  $s$ , what is the region for  $R$  on which  $\mu_s(\succ_A, R)$  is identified?” We refer to the answer of this question as the *s-eligibility set* for students of type  $A$  given cutoffs  $c = (c_1, c_2)$ , given by the region on which assignment to school  $s$  has positive probability:

$$E_s(\succ_A, c) = \{r : \mathbb{P}(D_s^*(c) = 1 \mid \succ_A, R = r)\}. \quad (3.1)$$

Computing these *s-eligibility sets* for every type of student, we have the following:

<sup>9</sup>Note that if certain students had discrete priority over others, then it may be the case that they qualify for  $s_3$  with probability one, even if  $s_3$  is oversubscribed.

Preference type	$E_{s_0}$	$E_{s_1}$	$E_{s_2}$	$E_{s_3}$
$A$	$[0, \frac{1}{3})$	$[\frac{1}{3}, \frac{2}{3})$	$[\frac{2}{3}, 1]$	$[0, \frac{2}{3})$
$B$	$[0, \frac{1}{3})$	$[\frac{1}{3}, \frac{2}{3})$	$[\frac{2}{3}, 1]$	$[0, \frac{1}{3})$
$C$	$[0, \frac{1}{3})$	$[\frac{1}{3}, \frac{2}{3})$	$[\frac{2}{3}, 1]$	$[0, 1]$

To walk through the computation, consider students with preference  $\succ_A$ . Equivalently to computing  $E_s(\succ_A, c)$ , we ask “which schools  $s$  at a given  $R$  have  $\mu_s(\succ_A, R)$  identified?”

- When  $R \in [0, \frac{1}{3})$ , students of type  $A$  do not qualify for either  $s_1$  or  $s_2$ , and they are assigned to  $s_3$  if they win the lottery at  $s_3$ . Otherwise, they are assigned to  $s_0$ . Since they have positive probability of being assigned to either  $s_0$  or  $s_3$ , unsurprisingly,  $\mu_{s_0}(\succ_A, R) = \mathbb{E}[Y(s_0) \mid \succ_A, R]$  and  $\mu_{s_3}(\succ_A, R)$  are identified for  $R$  in this region.
- When  $R \in [\frac{1}{3}, \frac{2}{3})$ , they do not qualify for  $s_2$ , but they do qualify for  $s_1$ . Since they prefer  $s_3$  to  $s_1$ , they are assigned to  $s_3$  if they win the lottery at  $s_3$ . Otherwise, they are assigned to  $s_1$ . Since they have positive probability of being assigned to either  $s_1$  or  $s_3$ , naturally,  $\mu_{s_1}(\succ_A, R)$  and  $\mu_{s_3}(\succ_A, R)$  are identified for  $R$  in this region.
- When  $R \in [\frac{2}{3}, 1]$ , they qualify for  $s_2$ . Since  $s_2$  is their favorite school, they are assigned to  $s_2$ . Since they have positive probability of being assigned only to  $s_2$ , only  $\mu_{s_2}(\succ_A, R)$  is identified in this region.

If we compute which schools have  $\mu_s(\succ, R)$  identifiable on which  $R$ 's, we arrive at the first row of the table above— $E_s(\succ_A, c)$ .

If we further assume that  $r \mapsto \mu_s(\succ, r)$  is continuous in  $r$  for every preference and school  $s$ , then we can extend identification to the *closure* of  $E_{s_j}(\succ, c)$  in  $[0, 1]^T$ . Continuity assumptions allow us to take sequences— $\mu_s(\succ, r_k) \rightarrow \mu_s(\succ, r)$  if  $r_k \rightarrow r$ . Thus, under continuity of the atomic potential outcome means, we can compute regions on which each aTE  $\tau_{s,s'}(\succ, R)$  is identified: For a pair of schools  $(s, s')$  and preference type in  $\{A, B, C\}$ , we tabulate the set of  $R$  values for which  $\tau_{s,s'}(\succ, R)$  is identified. The following table tabulates  $\overline{E}_s \cap \overline{E}_{s'}$  for choices of  $s, s'$  and  $\succ$ :

Preference type	$(s_0, s_1)$	$(s_0, s_2)$	$(s_0, s_3)$	$(s_1, s_2)$	$(s_1, s_3)$	$(s_2, s_3)$
$A$	$\{\frac{1}{3}\}$	$\emptyset$	$[0, \frac{1}{3})$	$\{\frac{2}{3}\}$	$[\frac{1}{3}, \frac{2}{3})$	$\{\frac{2}{3}\}$
$B$	$\{\frac{1}{3}\}$	$\emptyset$	$[0, \frac{1}{3})$	$\{\frac{2}{3}\}$	$\{\frac{1}{3}\}$	$\emptyset$
$C$	$\{\frac{1}{3}\}$	$\emptyset$	$[0, \frac{1}{3})$	$\{\frac{2}{3}\}$	$[\frac{1}{3}, \frac{2}{3})$	$[\frac{2}{3}, 1]$

This calculation shows important heterogeneity in at least two senses. First, different pairs of schools  $(s_i, s_j)$  are comparable on different regions of the test score  $R$ , which means that aggregations of aTEs are perhaps less general than their interpretation intends. For instance,

perhaps we would like to estimate the treatment effect of being enrolled in an inside option  $(s_1, s_2, s_3)$  relative to the outside option  $s_0$ . Naturally, corresponding aggregate treatment effects are some weighted average of the identified aTEs  $\tau_{s_1, s_0}, \tau_{s_2, s_0}, \tau_{s_3, s_0}$ .

In this case, interpreting identified aggregate treatment effects as some effect of inside versus outside options may overstate their generality. For one, since  $\tau_{s_2, s_0}$  is identified for no value of  $X$ , all identified aggregations of the aTEs must exclude comparisons between  $s_2$  and  $s_0$ . For another, among aggregations over  $\tau_{s_1, s_0}, \tau_{s_2, s_0}, \tau_{s_3, s_0}$ , there is a unique maximal aggregation that weighs each student equally, namely the  $s_3$ -against- $s_0$  treatment effect for those with low test scores:  $\mathbb{E}[Y(s_3) - Y(s_0) \mid R < \frac{1}{3}]$ . Many aggregation procedures implicitly estimate this estimand, but interpreting this estimand as the inside option effect—when it only measures causal effects between  $s_3$  and  $s_0$  for a subpopulation of students—is perhaps overly simplistic.

Second, regions of  $R$  that admit comparisons for a given pair of schools differ substantially across student types—this is true in this example for comparisons with between  $(s_2, s_3)$ :

- Students of type  $A$  have identified aTEs between  $s_2, s_3$  at a single point  $\{\frac{2}{3}\}$ , which has zero measure.
- There is no identified aTEs for students of type  $B$  between  $s_2, s_3$ .
- Students of type  $C$  have identified aTEs for  $(s_2, s_3)$  for the set  $[\frac{2}{3}, 1]$ , which has positive measure.

In this case, no identified aggregations of aTEs between  $s_2$  and  $s_3$  take into account students of preference type  $B$ . Moreover, the unique maximal identified aggregation of aTEs between  $s_2$  and  $s_3$  that weigh each student equally is the  $s_2$ -against- $s_3$  effect among students of type  $C$  with high test scores:  $\mathbb{E}[Y(s_2) - Y(s_3) \mid \succ_C, R \in [2/3, 1]]$ . Again, interpreting these estimands as blanket causal comparisons between  $s_3$  and  $s_2$  papers over their more nuanced interpretations.

We should expect the heterogeneity in both senses to be even more complex in general, as, for this example, we only include 3 out of the 24 possible preferences and only a single type of test score. In light of the heterogeneity, aggregations of treatment effects that pool over multiple schools, multiple student preference types, and multiple test score values may not be transparent with respect to the implicit weighting assigned to the atomic treatment effects. To understand these estimates, we characterize the eligibility sets  $E_s$  as well as pairwise treatment contrasts formally in the next subsection.

**3.2. Identification of atomic treatment effects.** We now consider identification in generality. Like the example above, characterizing identification of atomic treatment effects amounts to computing the  $s$ -eligibility sets. Our main result, [Theorem 3.6](#), computes them in the general setting. The behavior of intersections of  $s$ -eligibility sets formalizes the distinction between aTEs that are driven by lottery variation and those driven by RD variation.

**Corollary 3.8** then shows that any aggregations of aTEs that aggregate over a non-vanishing subpopulation must place zero weight on the RD-driven aTEs.

In the general setting, recall that  $X_i = (\succ_i, R_i, Q_i)$ , where we let  $R_i$  collect the test scores  $(R_{i1}, \dots, R_{iT})$  and  $Q_i$  collect the discrete qualifiers  $(Q_{i0}, \dots, Q_{iM})$ . Fix  $(\succ_i, Q_i)$ , we first define the  $s$ -eligibility sets (3.1) as the set for  $R_i$  on which assignment to  $s$  has positive probability.

**Definition 3.3.** Define the  $s$ -eligibility set at  $(\succ, Q)$  and cutoffs  $c$  as

$$E_s(\succ, Q, c) = \{r \in [0, 1]^T : P(D_{is}^*(c) = 1 \mid R = r, \succ_i, Q_i) > 0\}.$$

**Assumption 3.1.** For all  $s$  and  $(Q, \succ)$  with positive probability, the map  $[0, 1]^T \rightarrow \mathbb{R}$

$$r \mapsto \mathbb{E}[Y(s) \mid \succ, R = r, Q]$$

exists and is continuous and  $\mathbb{E}[|Y(s)| \mid \succ, R = r, Q] < \infty$ .

The next proposition verifies that the  $s$ -eligibility sets  $E_s(\succ, q, c)$  are the sets for  $R_i$  on which  $\mu_s(\succ_i, Q_i, R_i)$  is identified. Continuity (**Assumption 3.1**) extends identification to the closure of the  $s$ -eligibility sets. **Remark 3.5** notes that this identification result does not depend on truth-telling properties of the assignment mechanism, as long as the continuity assumption **Assumption 3.1** is imposed.

**Proposition 3.4.** Consider some value  $q$  of  $Q_i$  and  $\succ$  of  $\succ_i$  with positive probability at  $P$ . Consider schools  $s_0, s_1, s$  and some value  $r$  in the support of  $R_i \mid (Q_i = q, \succ_i = \succ)$ . Under **Assumption 3.1**,  $\mu_s(\succ, r, q)$  is identified at  $P$  if and only if

$$r \in \overline{E}_s(\succ, q, c(P)),$$

where  $\overline{E}_s$  is the closure of  $E_s$  in  $[0, 1]^T$ . The aTE  $\tau_{s_1, s_0}(\succ, r, q)$  is identified at  $P$  if and only if

$$r \in \overline{E}_{s_0}(\succ, q, c(P)) \cap \overline{E}_{s_1}(\succ, q, c(P)).$$

**Remark 3.5** (Requirement on truth-telling). Imposing **Assumption 3.1**,<sup>10</sup> we do not require that students report truthful preferences nor impose restrictions on their strategic

<sup>10</sup>However, when students misreport preferences, [Bertanha et al. \(2022\)](#) note that it is possible for students to strategically misreport preferences in such a way that violates **Assumption 3.1**. Those with  $(\succ, R, Q)$  just above a cutoff may have very different underlying true preferences than those just below a cutoff, since the strategic incentives for preference misreporting may change discontinuously at a cutoff. Under assumptions of student strategic behavior, [Bertanha et al. \(2022\)](#) propose methods that partially identify treatment effects conditioned on the true preferences. These treatment effects sacrifice point-identification and imposes restrictions on strategic behavior, but in exchange their interpretation does not depend on the school choice mechanism nor on **Assumption 3.1**.

This is an important threat to **Assumption 3.1**, though we remain optimistic that **Assumption 3.1** is reasonable in many settings ([Abdulkadiroğlu et al., 2022](#)). Carrying out such strategic misreporting seems demanding in terms of what information students have access to and how sophisticated students are at manipulating preferences. To produce a discontinuity at a cutoff, enough students would need to be able to forecast a cutoff—which is a function of other students' preferences and strategic behavior—accurately.

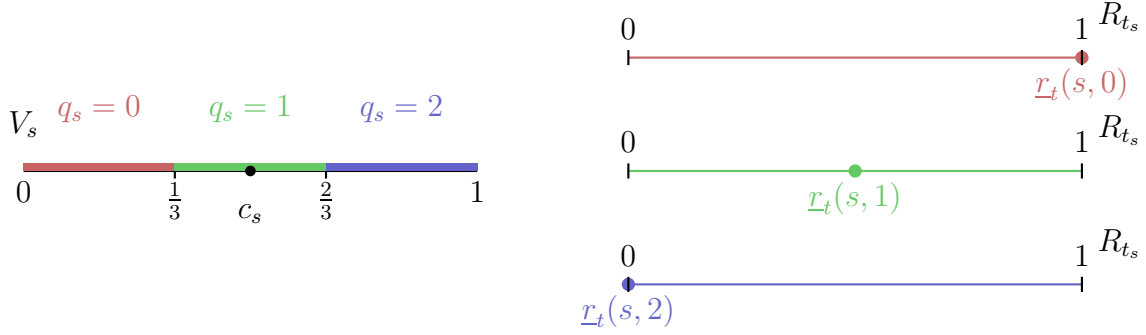


FIGURE 2. Illustration of (3.4) and (3.5). The left axis displays the priority scores  $V_s$  for a school with three levels of  $Q_s$  and a cutoff at  $1/2$ . The right axes display the test scores for students of different levels of  $Q_s$ . Every student with  $q = 0$  would not qualify for  $s$ , and so the corresponding cutoff in test-score space is  $\underline{r}_t = 1$ . Every student with  $q = 2$  would qualify for the school, and so the corresponding test-score cutoff is  $\underline{r}_t = 0$ . Students with  $q = 1$  have interior test-score cutoffs at  $\underline{r}_t = 1/2 = r_{s,t_s}$ .

behavior for identification of objects like aTEs. Atomic treatment effects condition not on true preferences but on reported preferences. Since the reported preferences determine the eventual matching, the true preferences do not matter for the identification of aTEs. This observation makes our results applicable to environments beyond the (dominant-strategy) truth-telling equilibrium in deferred acceptance. As noted by [Abdulkadiroğlu et al. \(2022\)](#), many mechanisms (e.g. Immediate Acceptance) can be implemented as deferred acceptance on transformed preferences and priorities, and hence can be embedded as mechanisms in [Section 2](#). ■

Our main result is the following characterization of all identified atomic treatment effects: We compute the  $s$ -eligibility sets for both lottery and test-score schools, and find the intersection of closures of  $s$ -eligibility sets between two schools. Before introducing [Theorem 3.6](#), let us define several simple objects.

Fix lottery numbers  $u$  and qualifiers  $q$ , let

$$\text{Win}(q, u, c) = \{s \text{ is a lottery school} : V_{i_s} \geq c_s\}$$

be the set of lottery schools one qualifies for at  $(q, u)$ . For a lottery school  $s$ , let  $\pi_s(q, c) = \text{P}(s \in \text{Win}(q, U, c))$  be the probability that one wins the lottery at  $s$ . Let

$$L(q, c) = \{s \text{ is a lottery school} : \pi_s(q, c) = 1\} \tag{3.2}$$

Moreover, such manipulation plausibly leads to discontinuities in the density of the running variables  $R_i$  at the cutoff, and can in principle be empirically assessed.

be the set of schools for which one wins for sure. Let

$$\pi_s^*(\succ, q, c) = P \left( s = \arg \max_{\succ} \text{Win}(q, U, c) \right) \quad (3.3)$$

be the probability that  $s$  is the favorite lottery school that one qualifies for.

For a test score school  $s$  with  $t_s = t$ , let the minimum test score that clears  $c_s$  be

$$\underline{r}_t(s, q_s, c_s) = [((1 + \bar{q}_s)c_s - q_s) \vee 0] \wedge 1. \quad (3.4)$$

Define  $r_{s,t}(c)$  as the unique value among  $\{\underline{r}_t(s, q, c_s) : q = 1, \dots, \bar{q}_s\}$  that is in  $(0, 1)$ ; if no such value exists, then set  $r_{s,t}(c) = 0$ :

$$r_{s,t}(c) = \max(\{\underline{r}_t(s, q, c_s) : q = 1, \dots, \bar{q}_s\} \cap [0, 1)). \quad (3.5)$$

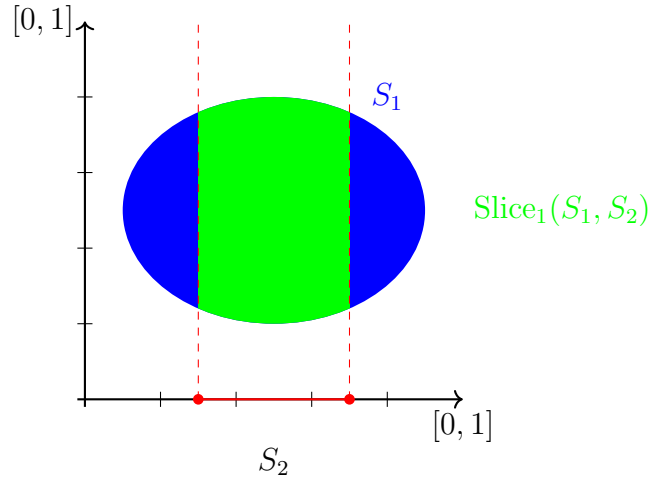
Intuitively, (3.4) and (3.5) translate cutoffs in  $V_s$ -space to cutoffs in  $R_{s,t_s}$ -space for students of different discrete priority types ( $Q_{is}$ ), as illustrated in Figure 2.

For a school  $s$ , let the most lenient cutoff for test score  $t$  among those preferred to  $s$  be

$$\underline{R}_t(s, \succ, q; c) = \left( \min_{s_1: s_1 \succ s, t_{s_1} = t} \underline{r}_t(s_1, q_{s_1}, c_{s_1}) \right) \vee 0. \quad (3.6)$$

$\underline{R}_t$  is an important quantity for identification: If a student has  $R_{it} > \underline{R}_t(s, \succ, q; c)$  for any  $t$ , then the student qualifies for a school that they prefer to school  $s$ , and so they would not be assigned to school  $s$  regardless of lottery outcomes.

Finally, given  $S_1 \subset [0, 1]^T$  and  $S_2 \subset [0, 1]$ , let  $\text{Slice}_t(S_1, S_2) = \{s \in S_1 : s_t \in S_2\}$  be the set that takes the intersection of the  $t^{\text{th}}$  coordinate of  $S_1$  with  $S_2$ . The following figure illustrates slicing an ellipse  $S_1 \subset [0, 1]^2$  on the first dimension onto an interval  $S_2$ :



**Theorem 3.6.** Fix  $\succ, q, c$  and suppress their appearances in  $\underline{r}_t, \underline{R}_t, L, \pi_s^*$ . Then we have:

(1) For a lottery school  $s_0$ ,

$$E_{s_0}(\succ, q, c) = \begin{cases} \times_{t=1}^T [0, \underline{R}_t(s_0)], & \text{if } \pi_{s_0}^* > 0 \text{ and } \underline{R}_t(s_0) > 0 \text{ for all } t \\ \emptyset & \text{otherwise.} \end{cases}$$

(2) For a test-score school  $s_0$  using test  $t_0$ ,

$$E_{s_0}(\succ, q, c) = \begin{cases} \text{Slice}_{t_0} \left( \times_{t=1}^T [0, \underline{R}_t(s_0)], [r_{t_0}(s_0), \underline{R}_{t_0}(s_0)] \right) \\ \text{if } s_0 \succ L(q, c), \underline{R}_t(s_0) > 0 \text{ for all } t, \text{ and } \underline{R}_{t_0}(s_0) > r_{t_0}(s_0) \\ \emptyset & \text{otherwise} \end{cases}$$

where  $s_0 \succ L$  means that  $s_0$  is preferred to every school in  $L(q, c)$ .

(3) Consider two schools  $s_0, s_1$  where  $s_1 \succ s_0$ . Assume that neither  $E_{s_0}$  nor  $E_{s_1}$  is empty. If  $s_1$  is a lottery school, regardless of whether  $s_0$  is test-score or lottery, then

$$\overline{E}_{s_0} \cap \overline{E}_{s_1} = \overline{E}_{s_0}.$$

Otherwise, if  $s_1$  is a test-score school with test score  $t_1$ , regardless of whether  $s_0$  is test-score or lottery,

$$\overline{E}_{s_0} \cap \overline{E}_{s_1} = \begin{cases} \text{Slice}_{t_1} (\overline{E}_{s_0}, \{r_{t_1}(s_1)\}), & \text{if } r_{t_1}(s_1) = \underline{R}_{t_1}(s_0) > 0 \\ \emptyset & \text{otherwise.} \end{cases} \quad (3.7)$$

The first claim of [Theorem 3.6](#) characterizes the eligibility set for a lottery school  $s_0$ . A student has positive probability of being assigned to  $s_0$  if and only if (a)  $s_0$  has positive probability of being their favorite lottery school among those at which she wins the lottery (i.e.  $\pi_{s_0}^* > 0$ ) and (b) their test scores fail to qualify for any schools they prefer to  $s_0$  (i.e.  $R_t < \underline{R}_t(s_0)$ ). The first claim then describes the set of test scores falling in to the eligibility set.

The second claim analogously characterizes the eligibility set for a test-score school  $s_0$ . A student has positive probability of being assigned to  $s_0$  using test  $t_0$  if and only if (a) they do not qualify for sure at some lottery school they prefer (i.e.,  $s_0 \succ L(q, c)$ ), (b) they do not qualify for any school using test  $t$  that they prefer (i.e.,  $R_t < \underline{R}_t(s_0)$ ), and (c) they qualify for  $s_0$  (i.e.,  $R_{t_0} \geq r_{t_0}(s_0)$ ). These requirements are similarly encoded in the second claim.

The third claim computes the intersection of the closures of the eligibility sets between two schools  $s_0, s_1$ . Depending on whether the more-preferred school  $s_1$  is a lottery school, the intersection takes different shapes. If  $s_1$  is a lottery school, then the intersection is either empty or  $\overline{E}_{s_0}$ . Otherwise, the intersection is either empty or the *slice* of  $\overline{E}_{s_0}$  that equals  $s_1$ 's cutoff on test  $t_1$ .

[Theorem 3.6\(3\)](#) thus formalizes what we intuitively understand as lottery or test-score variation. When the more-preferred school is a lottery school, variation between  $s_0$  and



$s_1$ , if it exists, is driven by the student potentially losing the lottery at  $s_1$ . On the other hand, when the more-preferred school is a test-score school, variation between  $s_0$  and  $s_1$  is driven by the RD variation in whether the student just qualifies for  $s_1$  or just fails to qualify for  $s_1$ . Therefore, the two types of atomic treatment effects are different in economically meaningful ways: There is no lottery variation between a less-preferred lottery school and a more-preferred test-score school, and no test-score variation between a less preferred test-score school and a more-preferred lottery school.

Moreover, aTEs driven by lottery variation are identifiable for set of students with positive measure, since  $\overline{E}_{s_0}$  is in general a hyperrectangle; on the other hand, aTEs driven by test-score variation (3.7) are only identifiable for a set of students with zero measure, since (3.7) is a slice of a rectangle with an empty interior. As a result, when we aggregate treatment effects such that each student is weighed equally, we would effectively only aggregate the lottery-driven aTEs. The following definition and corollary formalize this point.

**Definition 3.7.** Fix  $x = (\succ, q, r)$ . We say that an identified atomic treatment effect  $\tau_{s_1, s_0}(x)$  is *driven by lottery variation* if  $\max_{\succ}(s_1, s_0)$  is a lottery school.

**Corollary 3.8.** Assume the distribution of student characteristics is such that  $R_i \mid \succ_i, Q_i$  is measurable with respect to the Lebesgue measure on  $[0, 1]^T$  with a continuous density almost surely. Assume [Assumption 3.1](#). For an identified aggregated treatment effect that weighs each student equally

$$\tau = \mathbb{E}_{W|\mathcal{I}} \left[ \sum_{s_0 \neq s_1} \tau_{s_1, s_0}(X) w(s_1, s_0 \mid X) \right],$$

if the set of characteristics  $\mathcal{I}$  with identified atomic treatment effects has positive measure, i.e.  $W(\mathcal{I}) > 0$ , then  $\tau$  only puts weight on aTEs driven by lottery variation:

$$\tau = \mathbb{E}_{W|\mathcal{I}} \left[ \sum_{s_0 \neq s_1} \mathbb{1} \left( \max_{\succ}(s_0, s_1) \text{ is a lottery school} \right) \tau_{s_1, s_0}(X) w(s_1, s_0 \mid X) \right].$$

[Corollary 3.8](#) is a concerning observation for interpreting estimates of aggregate treatment effects, as many of these estimands—especially if they are maximal within certain classes of identified aggregate treatment effects—necessarily put zero weight on the aTEs driven by the RD variation. Translated to estimation, [Corollary 3.8](#) implies that estimators for aggregate treatment effects put *vanishing* weight on the aTEs driven by RD variation. While in finite samples these weights can still be positive and nontrivial, these implicit weights do depend on the sample size (and on bandwidth tuning parameters). The share of influence from RD-driven aTEs is larger if we have smaller samples than if we have larger samples—this feature makes such aggregate treatment effects potentially difficult to interpret. In the next subsection, we return to our extended example and illustrate that the “local propensity score approach” of [Abdulkadiroğlu et al. \(2022\)](#) puts vanishing weights on the RD-driven aTEs.


**3.3. Implications for propensity score estimators.** The estimation approach proposed by [Abdulkadiroğlu et al. \(2022\)](#) converges to aggregations of treatment effects that ignore the RD variation in the limit. We illustrate this with our extended example in [Section 3.1](#). First, we make a few additional assumptions on the example.

**Example 3.9** (Additional setup for the extended example). Here, we additionally assume that the probability of qualifying for  $s_3$  for any student is approximately equal to  $1/2$ , in order to compute the local DA propensity scores ([Abdulkadiroğlu et al., 2022](#)). Suppose we are interested in the treatment effect of  $s_2, s_3$  relative to  $s_1, s_0$ . Consider the treatment indicator  $\tilde{D}_i = \mathbb{1}(i \text{ is assigned to either } s_2 \text{ or } s_3)$ . For simplicity, we remove heterogeneity of potential outcomes at the school level and assume  $Y_T = Y(s_2) = Y(s_3)$  and  $Y_C = Y(s_1) = Y(s_0)$ . ■

Roughly speaking, for a region of test score  $A \subset [0, 1]$ , [Abdulkadiroğlu et al. \(2022\)](#) compute

$$P(\tilde{D}_i = 1 \mid \succ, R \in A)$$

by counting those  $R$ 's near a cutoff as having  $1/2$  probability of falling on either side. “Near a cutoff” is determined by a bandwidth parameter  $h > 0$ . To be more concrete, we partition the space of test scores into five regions, with a bandwidth parameter  $h > 0$ . Regions II and IV are small bands around the cutoffs  $c_1, c_2$ , and regions I, III, V are large regions in between the cutoffs:



The local deferred acceptance propensity scores, as a function of the region that the test score  $R$  falls into, are as follows:<sup>11</sup>

	I	II	III	IV	V
$A$	0.5	0.5	0.5	0.75	1
$B$	0.5	0.25	0	0.5	1
$C$	0.5	0.5	0.5	0.75	1

<sup>11</sup>To explain the propensity score calculation, consider a student of type  $B$  with test scores in II:

- They fail to qualify for  $s_2$  when her test score is in II with probability one.
- Heuristically, they qualify for  $s_1$  with probability 0.5 since her test score is in II and near the cutoff for  $s_1$ .
- $s_1$  is the only control school preferred to  $s_3$
- They qualify for  $s_3$  (via lottery) with probability 0.5.
- Thus their probability of being treated is  $\psi = 0 + (1 - 0.5) \cdot 0.5 = 0.25$ .

This computation is heuristic with  $h > 0$ , but as we take the limit  $h \rightarrow 0$ , the probability  $P(\tilde{D}_i = 1 \mid \text{II}, \succ_B) \rightarrow 0.25$ .

Let  $v \in \{A, B, C\} \times \{I, II, III, IV, V\}$  denote a student type, according to preferences and coarsened test scores. Let  $\psi(v)$  denote the corresponding the local propensity score collected in the above table. Consider the population regression<sup>12</sup>

$$Y = \tau(\tilde{D} - \psi(V)) + \epsilon \quad (3.8)$$

such that

$$\tau = \frac{\mathbb{E}[(\tilde{D} - \psi(V))Y]}{\mathbb{E}[(\tilde{D} - \psi(V))^2]}.$$

We compute in [Appendix A.3](#) that

$$\tau = \sum_{v \in \{A, B, C\} \times \{I, II, III, IV, V\}} \frac{P(v)(1 - \psi(v))\psi(v)}{\sum_u P(u)(1 - \psi(u))\psi(u)} \mathbb{E}[Y_T - Y_C \mid (\succ, R) \in v] + \text{Bias}(h). \quad (3.9)$$

where  $\text{Bias}(h) \rightarrow 0$  as  $h \rightarrow 0$ .<sup>13</sup>

[Equation \(3.9\)](#) shows that the implicit aggregation recovers weighted averages of treatment effects (over preference-test score region cells) up to a bias that vanishes as  $h \rightarrow 0$ . However, the weights on regions II and IV also vanish as  $h \rightarrow 0$ , since the corresponding  $P(v) \rightarrow 0$ . Translated to estimation, the observation here implies that the asymptotic unbiasedness of propensity-score estimators requires  $h = h_N \rightarrow 0$  at appropriate rates, yet the part of the estimator driven by variation from regression discontinuity becomes asymptotically negligible as  $h \rightarrow 0$ , so long as there is variation driven by lotteries.

To further relate to finite samples, note that under typical assumptions—as confirmed by our estimation results in [Section 4](#)—the locally linear regression estimator for regression-discontinuity-type variation converges at the rates no faster than  $N^{-2/5} \gg N^{-1/2}$ , reflecting that identification for the conditional average treatment effect at the cutoff is *irregular* ([Khan and Tamer, 2010](#)). As a result, asymptotically, estimators for the RD aTEs are much noisier than those for the lottery-driven aTEs, and pooling them with inverse-variance-type weights in [\(3.9\)](#) results in diminishing weight on the RD aTEs.

Of course, in finite samples,  $h_N$  is strictly positive, and so the weight put on the RD-driven parts is not exactly zero (though neither is the bias term). These estimators with vanishing weight on the RD-driven aTEs are still difficult to interpret, since the implicit weight is a function of the bandwidth  $h_N$  and the sample size  $N$ . Nevertheless, these estimators can be simple to implement and efficient when treatment effects are homogeneous

<sup>12</sup>If  $\psi(V)$  is exactly equal to  $\mathbb{E}[D \mid V]$ , then this regression is equivalent to the more familiar control-for-propensity-score regression ([Angrist, 1998](#))

$$Y = \alpha + \tau\tilde{D} + \gamma\psi(V) + \epsilon$$

by Frisch–Waugh. This latter specification conforms with the specification used for intent-to-treat effects in [Abdulkadiroğlu et al. \(2022\)](#) (i.e., the reduced form in their IV specification).

<sup>13</sup>We note that because of the regression specification [\(3.8\)](#), the estimand weighs according to  $(1 - \psi(v))\psi(v)$ . As a result, this aggregation does not weigh each student equally, but nevertheless the conclusion of [Corollary 3.8](#) continues to hold for such weighting schemes.

(Goldsmith-Pinkham, Hull and Kolesár, 2021; Angrist, 1998). The next section develops a simple diagnostic for the weight put on RD-driven aTEs for linear estimators.

**3.4. Diagnostic.** We introduce a simple diagnostic for regression-based procedures that gives upper and lower bounds on the weight put on students who are subjected to lottery variation. For simplicity, we limit to considering binarized comparisons. That is, there is some treatment  $\tilde{D}_i = \sum_{s \in S_1 \subset S} D_{is}$  corresponding to a subset  $S_1$  of the schools  $S$ , where a student is considered treated if they are matched to a school in  $S_1$  and untreated otherwise.

We consider linear estimators of the form

$$\hat{\tau} = \sum_{i=1}^n \hat{w}_i \cdot Y_i,$$

where  $\hat{w}_i$  is a function of  $X_1, \dots, X_N, \tilde{D}_1, \dots, \tilde{D}_N$ . Any linear regression estimator with  $Y_i$  on the left-hand side and functions of  $X_i, \tilde{D}_i$  on the right-hand side can be written this way. We will also assume the estimator is associated with some user-chosen bandwidth parameter  $h_N$ .

Using the characterization in [Theorem 3.6](#), we label student observations by whether they are subjected to lottery variation:

**Definition 3.10.** For some user-chosen bandwidth parameter  $h_N$  used implicitly to construct  $\hat{\tau}$ , we will consider an observation  $i$  to be *possibly subjected* (denoted by  $\overline{\text{RD}}_i = 1$ ) to RD variation if there exists  $s_1 \succ_i s_0$  such that:

- $s_1$  is a test-score school using test score  $t_1$
- Exactly one of  $s_1$  and  $s_0$  belongs to the treated group  $S_0$
- $\overline{E}_{s_0}(\succ_i, Q_i, C_N) \cap \overline{E}_{s_1}(\succ_i, Q_i, C_N) \neq \emptyset$ .
- $R_i \in \text{Slice}_{t_1}(\overline{E}_{s_0}(\succ_i, Q_i, C_N), [r_{t_1}(s_1, Q_{is_1}, C_{s_1, N}) - h_N, r_{t_1}(s_1, Q_{is_1}, C_{s_1, N}) + h_N])$ .

We consider observation  $i$  to be *definitely subjected* (denoted by  $\underline{\text{RD}}_i = 1$ ) to RD variation if it is possibly subjected and there *does not exist*  $s_1 \succ_i s_0$  where:

- $s_1$  is a lottery school
- Exactly one of  $s_1$  and  $s_0$  belongs to the treated group  $S_1$
- $R_i \in \overline{E}_{s_0}(\succ_i, Q_i, C_N) \cap \overline{E}_{s_1}(\succ_i, Q_i, C_N)$ .

Intuitively, those with  $\overline{\text{RD}}_i = 1$  are individuals who are close enough to the cutoff used by  $s_1$  such that, *on some lottery realizations*, they would be assigned to a test score school  $s_1$  if they clear the cutoff, and to some school  $s_0$  of the opposite treatment type otherwise. Those with  $\underline{\text{RD}}_i = 1$  are those who do so on *all* lottery realizations.

We can then define

$$\bar{p}_{\text{RD}} \equiv \sum_{i=1}^n \hat{w}_i (2\tilde{D}_i - 1) \overline{\text{RD}}_i \text{ and } \underline{p}_{\text{RD}} \equiv \sum_{i=1}^n \hat{w}_i (2\tilde{D}_i - 1) \underline{\text{RD}}_i$$

as the upper and lower bounds for the weight assigned to the RD variation, and these can be implemented by using  $(2\tilde{D}_i - 1)RD_i$  as left-hand side variables in the regression. Formally, these estimates are interpreted as the change in  $\hat{\tau}$  if every treated student with  $\overline{RD}_i = 1$  (resp.  $\underline{RD}_i = 1$ ) has their outcome increase by one unit, and every untreated student with  $\overline{RD}_i = 1$  has their outcome decrease by one unit.<sup>14</sup>

Abdulkadiroğlu et al. (2022) study the impact of attending a “Grade A school” (one that receives grade A on the school district’s report card for school quality) in New York City versus attending a non-Grade A school. While we do not have access to their data, Abdulkadiroğlu et al. (2022) (Appendix Figure D.1) report that about 9,000 students out of 32,866 students have local propensity scores exactly equal to 1/2, under their bandwidth choice  $h_N$ . This means that these students are solely subjected to RD variation between the treatment schools  $S_1$  (Grade A schools in New York City) and the control schools. Correspondingly, these individuals would be *definitely subjected* according to Definition 3.10. Thus, this puts a lower bound of about  $9,000/32,866 \approx 0.3$  on  $\underline{p}_{RD}$  for their empirical application.<sup>15</sup> Assuming that the bias term is sufficiently small, we may conclude that Abdulkadiroğlu et al. (2022) estimate aggregations of aTEs that put nontrivial weight on the RD-driven aTEs.

In general—though especially when  $\bar{p}_{RD}, \underline{p}_{RD}$  imply unreasonably small weight on the RD-driven aTEs—researchers may wish to unpack heterogeneity further and isolate aTEs that are driven by RD variation. If researchers have in mind weights for an aggregate treatment effect that they prefer, they can also aggregate these finer treatment effects manually. The next section discusses estimation and inference for maximal aggregations of RD-driven atomic treatment effects between two schools. We close this section with three miscellaneous discussions.

**Remark 3.11** (Design-based inference). In some school choice markets (e.g. Denver Public Schools and Boston Public Schools), all schools are lottery schools, and so there is no RD-driven variation. In such settings, we can directly use the lottery variation to conduct design-based estimation and inference. Design-based approaches have the benefit that we do not need to assume assignment mechanisms have the cutoff structure in Assumption 2.1, nor do we need to consider any asymptotic notions of identification. A previous draft of this paper (<https://arxiv.org/abs/2112.03872v2>) contains results on design-based estimation

<sup>14</sup>Our assumptions on linear estimators do not rule out estimators that overly extrapolate (i.e. some  $\hat{w}_i$  has the wrong sign: It is negative for  $\tilde{D}_i = 1$  and positive for  $\tilde{D}_i = 0$ ). As a result, it is possible that one or both of  $\bar{p}_{RD}$  and  $\underline{p}_{RD}$  are negative, or that  $\bar{p}_{RD} < \underline{p}_{RD}$ . These unpleasant observations serve as an additional diagnostic. They cast doubt on the interpretation of the linear estimator  $\hat{\tau}$ , as they reveal that a subpopulation chosen solely on the basis of  $X_i$  has weights that are wrong-signed.

<sup>15</sup> $9,000/32,866 \approx 0.3$  would be the weight on these observations if every observation were weighted equally. Since the specification (3.8) weighs students proportionally to  $(1 - \psi)\psi$ , those with propensity score at exactly 1/2 receive the highest weights. Thus, in this case, 0.3 serves as a lower bound.

and connect propensity-score based regression estimators to Horvitz–Thompson estimators.

■

**Remark 3.12** (Policy relevance and external validity). Since the aTEs condition on reported preferences, when students strategically report preferences and their strategic incentives depend on the school choice mechanism, the interpretation of aTEs necessarily depend on the mechanism. This is a limitation on the external validity of these causal estimands, absent stronger assumptions restricting treatment effect heterogeneity. On the other hand, for marginal changes to the current school mechanism, such as increasing the capacity of school  $s_1$  by a small amount, aggregations of aTEs  $\{\tau_{s_1, s_0}(\cdot) : s_0 \in S\}$  directly yield the impact of such policies.

■

**Remark 3.13** (Noncompliance). Our results define the treatment as the school that a student is matched to by the assignment mechanism. This may not be the school that a student eventually attends. Atomic treatment effects are thus interpreted only as intent-to-treat effects. Studying treatment effects of schools that students eventually attend amounts to analyzing an instrumental variable setting with heterogeneous treatment effects, multiple treatments, and a multivalued discrete instrument. Such settings—even without the additional complication of school choice mechanisms—remain an area of active research (Lee and Salanié, 2018; Mogstad, Torgovitsky and Walters, 2020; Behaghel, Crépon and Gurgand, 2013; Kirkeboen et al., 2016; Kline and Walters, 2016). We leave such analyses to future work.

■

#### 4. Estimation and inference

Having characterized the identified atomic treatment effects, we now turn to formally deriving asymptotic properties of a locally linear regression estimator (Hahn, Todd and Van der Klaauw, 2001) for certain maximal aggregations of aTEs. Our asymptotic arguments explicitly take into account the fact that  $C_N \rightarrow c$  in probability, and show that when  $C_N = c + O_p(1/\sqrt{N})$ , the randomness in  $C_N$  does not affect the estimator to first order. As a result, the estimator is asymptotically normal and unbiased, under usual undersmoothing bandwidths. This analysis is novel, and formally justifies inference procedures in the literature.

Since we only consider RD-driven aTEs here, let  $s_1$  be a test-score school using test  $t_1$ . We will focus on the estimand

$$\begin{aligned} \bar{\tau}_{s_1, s_0} &= \mathbb{E} [Y(s_1) - Y(s_0) \mid s_1 \succ s_0, R \in \bar{E}_{s_0}(\succ, Q; c) \cap \bar{E}_{s_1}(\succ, Q; c)] \\ &= \mathbb{E}_{(\succ, R, Q) \mid (s_1 \succ s_0, \tau_{s_1, s_0}(\succ, R, Q) \text{ identified})} [\tau_{s_1, s_0}(\succ, R, Q)]. \end{aligned} \quad (4.10)$$

which aggregates the aTEs  $\tau_{s_1, s_0}(\succ, Q, R)$  by identifying the largest set of  $\succ, Q, R$  for which the aTEs are identified and  $s_1 \succ s_0$ . Hence, (4.10) is the maximal aggregation among all aggregations that compare between  $s_1$  and  $s_0$  for those who prefer  $s_1$ . Student for which such

a treatment effect is identified have observable characteristics such that, on certain lottery draws, all else equal, they are matched to school  $s_1$  if  $R_{t_1}$  is slightly higher, and they are matched to school  $s_0$  if  $R_{t_1}$  is slightly lower. Extending our theory to less aggregated atomic treatment effects is straightforward by making more restrictions on student characteristics.

Note that for a cutoff  $c$ , we can write  $J_i(c) = 1$  (as a function of  $X_i$ ) to indicate that

- $s_1 \succ_i s_0$
- Neither of  $\overline{E}_{s_0}(\succ_i, Q_i, c)$  and  $\overline{E}_{s_1}(\succ_i, Q_i, c)$  is empty
- For all  $t \neq t_1$ ,  $R_{it} \in [0, \underline{R}_t(s_0, \succ, Q, c)]$

Thus we may equivalently write (4.10) as (under [Assumption 3.1](#))

$$\overline{\tau}_{s_1, s_0} = \lim_{r \downarrow \rho(c)} \mathbb{E}[Y_i(s_1) \mid J_i(c), R_{i, t_1} = r] - \lim_{r \uparrow \rho(c)} \mathbb{E}[Y_i(s_0) \mid J_i(c), R_{i, t_1} = r], \quad (4.11)$$

which is equal to the regression discontinuity estimand at cutoff  $\rho(c)$  for individuals with  $J_i(c) = 1$ . The cutoff  $\rho(c)$  is equal to  $r_{s_1, t_1}(c)$ , defined in (3.5).

Relative to the standard sharp RD setup ([Hahn et al., 2001](#)), the school choice setting introduces two complications for (4.11). First, treatment status is not a deterministic function of the running variable  $R_{t_1}$ . Students with  $R_{t_1} > \rho(c)$  and  $J_i(c) = 1$ , *on some draws of the lottery*, may be assigned to a school that is not  $s_1$  (i.e. they win a lottery at a school  $s_2 \succ_i s_1$ )—and likewise for students with  $R_{t_1} < \rho(c)$ .<sup>16</sup> This complication can be solved by using certain proxy outcomes  $(Y_i^{(1)}(c), Y_i^{(0)}(c))$  as left-hand side variables. These proxy outcomes are constructed by inverse propensity weighting to satisfy

$$\begin{aligned} \mathbb{E}\left[Y_i^{(1)}(c) \mid J_i(c), R_{i, t_1} > \rho(c)\right] &= \mathbb{E}[Y_i(s_1) \mid J_i(c), R_{i, t_1} > \rho(c)] \\ \mathbb{E}\left[Y_i^{(0)}(c) \mid J_i(c), R_{i, t_1} < \rho(c)\right] &= \mathbb{E}[Y_i(s_0) \mid J_i(c), R_{i, t_1} < \rho(c)]. \end{aligned}$$

Second, the sample restrictions  $J_i(c)$ , the proxy outcomes  $Y_i^{(j)}(c)$ , and the cutoff  $\rho(c)$  are not known and must be approximated by some  $J_i(C_N, h_N)$ ,  $Y_i^{(j)}(C_N)$  and  $\rho(C_N)$  in practice, for a regression discontinuity bandwidth parameter  $h_N$ . This results in an asymptotically vanishing set of individuals who has the wrong selection indicator  $J_i(C_N, h_N) \neq J_i(c)$  are on the wrong side of the population cutoff  $\rho(c)$ . Characterizing the effect of this set of misclassified individuals on the nonparametric estimates of (4.11) is the technical contribution in this section. The precise definitions of  $J_i(C_N, h_N)$  and  $Y_i^{(j)}(C_N)$  are notationally cumbersome, which we defer to [Appendix B](#) in (B.13) and (B.14).

<sup>16</sup>Standard RD setup does not have this additional randomness: Treatment is a deterministic function of the running variable in standard RD.



We consider a locally linear regression estimator for  $\bar{\tau}_{s_1, s_0}$  with uniform kernel.<sup>17</sup> The estimator takes the form of a difference

$$\hat{\tau}(h_N) = \hat{\beta}_+(h_N) - \hat{\beta}_-(h_N)$$

indexed by some bandwidth  $h_N$ . The estimator for the right-limit,  $\hat{\beta}_{+,0}(h_N)$ , is the intercept in a linear regression of the proxy outcome  $Y_i^{(1)}(C_N)$  on the centered running variable  $(R_{it_1} - \rho(C_N))$ , among those observations with  $R_{it_1} \in [\rho(C_N), \rho(C_N) + h_N]$  and  $J_i(C_N, h_N) = 1$ :

$$\hat{\beta}_+(h_N) = \arg \min_{b_0} \min_{b_1} \sum_{i: R_{i,t_1} \in [\rho(C_N), \rho(C_N) + h_N]} J_i(C_N, h_N) \left( Y_i^{(1)}(C_N) - b_0 - (R_{it_1} - \rho(C_N))b_1 \right)^2.$$

The estimator for the left-limit,  $\hat{\beta}_-(h_N)$ , is defined analogously.

Having introduced the estimator, we turn to assumptions. The key assumption is a substantive restriction on school capacities and the population distribution of student characteristics, such that the large-market cutoffs are not in certain knife-edge configurations.

**Assumption 4.1** (Population cutoffs are interior). *The distribution of student observables satisfies Assumption 2.1, where the population cutoffs  $c$  satisfy:*

- (1) School  $s_1$  is not undersubscribed nor impossible to qualify for:  $\rho(c) \in (0, 1)$ .
- (2) For each school  $s$ , the cutoff

$$c_s \notin \left\{ \frac{1}{\bar{q}_s + 1}, \dots, \frac{\bar{q}_s}{\bar{q}_s + 1}, 1 \right\}.$$

- (3) If  $c_s = 0$ , then  $s$  is eventually undersubscribed:  $P(C_{s,N} = 0) \rightarrow 1$ .
- (4) If two schools  $s_3, s_4$  uses the same test  $t$ , then their test score cutoffs are different, unless both are undersubscribed: If  $r_{s_3,t}(c) = r_{s_4,t}(c)$  then  $c_{s_3} = c_{s_4} = 0$ , where  $r_{s,t}$  is defined in (3.5).

Assumption 4.1 rules out populations where the large-market cutoffs from Azevedo and Leshno (2016) are on the boundary of certain sets. The first assumption simply says that the school  $s_1$  is not undersubscribed. The second assumption rules out a scenario where everyone with  $Q = q$  does not qualify for  $s$  regardless of their tie-breakers and everyone with  $Q = q + 1$  qualifies for  $s$  regardless of their tie-breakers. The third assumption says that undersubscribed schools are eventually undersubscribed, and so the population capacity of a school

---

<sup>17</sup>Due to the complications mentioned, our theory only allows uniform kernels. We conjecture that different kernel choices are possible, but leave it to future work.

is not *exactly* at the threshold making the school undersubscribed.<sup>18</sup> Lastly, the fourth assumption assumes that the population cutoffs in test-score space are not exactly the same for two schools that uses the same test.<sup>19</sup>

Additionally, we maintain a few technical assumptions, [Assumptions B.1 to B.4](#), stated in [Appendix B](#). These assumptions assert that the distribution of test scores and lotteries are suitably smooth, have suitably smooth conditional means, and have bounded moments. Under these technical assumptions, the estimator  $\hat{\tau}_{s_0, s_1}$  is first-order equivalent to an oracle estimator  $\check{\tau}_{s_0, s_1} = \check{\beta}_+ - \check{\beta}_-$ , where

$$\check{\beta}_+(h_N) \equiv \arg \min_{b_0} \min_{b_1} \sum_{i: \mathbb{1}(R_{i, t_1} \in [\rho(c), \rho(c) + h_N])} J_i(c) \left( Y_i^{(1)}(c) - b_0 - (R_{i, t_1} - \rho(c))b_1 \right)^2$$

and similarly for  $\check{\beta}_-$ . The oracle estimator  $\check{\tau}_{s_0, s_1}$  is a standard regression discontinuity estimator on observations with  $J_i(c) = 1$ , whose asymptotic properties are well-known (inter alia, [Imbens and Lemieux, 2008](#); [Hahn et al., 2001](#)). Thus,  $\hat{\tau}_{s_0, s_1}$  is asymptotically normal with estimable asymptotic variance.

**Theorem 4.1.** *Under [Assumptions 2.1, 4.1](#), and [B.1 to B.4](#), assuming  $N^{-1/2} = o(h_N)$  and  $h_N = o(1)$ ,*

$$\sqrt{Nh_N}(\hat{\tau}_{s_0, s_1} - \check{\tau}_{s_0, s_1}) = o_p(1).$$

*In particular, if  $h_N = O(N^{-d})$  with  $1/4 < d < 1/5$ , the discrepancy is smaller than the bias of the oracle estimator:  $\sqrt{Nh_N}(\hat{\tau}_{s_0, s_1} - \check{\tau}_{s_0, s_1}) = o_p(\sqrt{Nh_N} \cdot h_N^2) = o_p(1)$ . Moreover, with undersmoothing, i.e.  $h_N = o(N^{-1/5})$ ,  $\hat{\tau}_{s_0, s_1}$  is asymptotically normal:*

$$\hat{\sigma}_{s_0, s_1}^{-1}(\hat{\tau}_{s_0, s_1} - \bar{\tau}_{s_0, s_1}) \xrightarrow{d} \mathcal{N}(0, 1).$$

*The variance estimate  $\hat{\sigma}_{s_0, s_1}^2$  is the sum  $\hat{\sigma}_{s_0, s_1} = \hat{\sigma}_{+, N}^2 + \hat{\sigma}_{-, N}^2$ , where (i)  $\hat{\sigma}_{+, N}^2$  is defined as*

$$\hat{\sigma}_{+, N}^2 = \frac{4Nh_N}{N_+} \left( \frac{1}{N_+} \sum_{i=1}^N W_i(C_N, h_N) Y_i^{(1)}(C_N)^2 - \hat{\beta}_{+, 0}^2 \right);$$

*(ii) the sample size is*

$$N_+ \equiv \sum_{i=1}^N W_i(C_N, h_N) \quad W_i(C_N, h_N) \equiv J_i(C_N) \mathbb{1}(R_{t_1} \in [\rho(C_N), \rho(C_N) + h_N])$$

<sup>18</sup>This assumption is stronger than the  $O_p(N^{-1/2})$  convergence of the cutoffs that we assume. However, the assumption holds generically for sufficiently large population school capacities. Precisely speaking, suppose some school  $s$  with population capacity  $q_s$  is undersubscribed in the population, but the probability that it is undersubscribed in samples of size  $N$  does not tend to one (and so violates the third assumption). Then we may add a little slack to the school capacity—for any  $\epsilon > 0$ , making the capacity  $q_s + \epsilon$  instead—to guarantee that the third assumption holds. Intuitively, adding  $\epsilon$  to the capacity adds  $O(\epsilon N)$  seats to the school in finite samples, but the random fluctuation of the market generates variation in student assignments of size  $O(\sqrt{N})$ .

<sup>19</sup>This is Assumption 2 in [Abdulkadiroğlu et al. \(2022\)](#).

and (iii)  $\hat{\sigma}_{-,N}^2$  is defined analogously.

The proof of [Theorem 4.1](#) is relegated to [Appendix B](#) ([Theorem B.1](#) for the first-order equivalence and [Theorem B.4](#) for the variance estimation). We give a brief sketch here.

**Remark 4.2** (Proof sketch). Within the bandwidth  $h_N$ , there are roughly  $O(Nh_N)$  students. On running variables other than  $t_1$ , the discrepancy  $\|C_N - c\|_\infty = O_p(N^{-1/2})$  leads to discrepancies  $J_i(C_N, h_N) \neq J_i(c)$  in about  $O(Nh_N \cdot N^{-1/2}) = O(\sqrt{N}h_N)$  students. Thus the asymptotic bias incurred due to discrepancies in  $J_i$  is of order  $O(\sqrt{N}h_N/\sqrt{Nh_N}) = O(\sqrt{h_N})$ . On the other hand, for the running variable  $R_{t_1}$ , the discrepancy in  $C_{s,N} - c_s$  incurs a discrepancy in  $O(\sqrt{N})$  students, all of whom are contained in the bandwidth. Thankfully, the accrued error in these students is of order  $O((\sqrt{N})^{1/2}) = O(N^{1/4})$ , via an application of Kolmogorov’s maximal inequality, a key step in our argument. The total asymptotic discrepancy, due to  $c \neq C_N$ , is then  $O((N^{1/4} + N^{1/2}h_N)/\sqrt{Nh_N})$ , leading to the rates in the result. The maximal inequality argument, in the context of non-ignorable random cutoffs<sup>20</sup> in regression discontinuity, appears to be novel. ■

[Theorem 4.1](#) provides a basis for Wald inference with locally linear regression estimators, through standard undersmoothing arguments. This supplies theoretical justification for confidence intervals reported in empirical work ([Abdulkadiroğlu et al., 2022](#)). Moreover, [Theorem 4.1](#) also sheds light on the construction of MSE-optimal bandwidth selection procedures ([Imbens and Kalyanaraman, 2012](#)), as well as bias-corrected estimators ([Calonico, Cattaneo and Titiunik, 2014](#)). In particular, since the fact that the cutoff is random ( $C_N = c + O_p(1/\sqrt{N})$ ) does not affect first order behavior of the estimator (and incurs an error that is lower stochastic order than the bias under certain bandwidth sequences), the population optimal bandwidths or bias correction should not require any modification. However, nuisance parameters in these procedures typically themselves require estimation, which is complicated by the fact that  $C_N \neq c$ , and we leave investigations of these aspects, as well as uniform-in-bias approaches ([Armstrong and Kolesár, 2020](#); [Imbens and Wager, 2019](#); [Kwon and Kwon, 2020](#)) to future work.

## 5. Conclusion

Detailed administrative data from school choice settings provide an exciting frontier for causal inference in observational data. Remarkably, school choice markets are engineered ([Roth, 2002](#)) to have desirable properties for market participants, and yet it may yield natural-experiment variation that inform program evaluation and policy objectives. Credibility of empirical studies using such variation demands an understanding of the limits of

<sup>20</sup>That is, a cutoff  $C$  is ignorable if  $C \perp\!\!\!\perp Y(\cdot) \mid X$  for observable information  $X$ . [Cattaneo, Titiunik, Vazquez-Bare and Keele \(2016\)](#) give an analysis under the cutoff ignorability assumption.

the data—an understanding of what counterfactual queries the data can and cannot answer (absent further assumptions). Our analyses here provide a step towards that understanding.

As a review, we provide a detailed analysis of treatment effect identification in school choice settings. We characterize the identification of aTEs, the building blocks of aggregate treatment effects. We find that pooling over lottery- and RD-driven aTEs leads the former to dominate the latter asymptotically. We provide a simple regression diagnostic for the weight put on RD-driven aTEs. Lastly, we contribute asymptotic theory for estimating aggregations of RD-driven aTEs.

## References

- Abdulkadiroğlu, Atila and Tayfun Sönmez**, “School Choice: A Mechanism Design Approach,” *American Economic Review*, 2003, *93* (3), 729–747. 5
- , **Joshua D. Angrist, Yusuke Narita, and Parag A. Pathak**, “Research Design Meets Market Design: Using Centralized Assignment for Impact Evaluation,” *Econometrica*, 2017, *85* (5), 1373–1432. 2, 3, 4
- , ———, ———, and ———, “Breaking ties: regression discontinuity design meets market design,” *Econometrica*, 2022. 2, 3, 4, 7, 12, 13, 16, 17, 18, 20, 24, 25
- , **Joshua D Angrist, Yusuke Narita, Parag A Pathak, and Roman A Zarate**, “Regression Discontinuity in Serial Dictatorship: Achievement Effects at Chicago’s Exam Schools,” *American Economic Review*, 2017, *107* (5), 240–45. 2
- , **Parag A Pathak, Jonathan Schellenberg, and Christopher R Walters**, “Do parents value school effectiveness?,” *American Economic Review*, 2020, *110* (5), 1502–39. 2
- Agarwal, Nikhil and Paulo Somaini**, “Demand analysis using strategic reports: An application to a school choice mechanism,” *Econometrica*, 2018, *86* (2), 391–444. 2
- Angrist, Joshua D.**, “Estimating the Labor Market Impact of Voluntary Military Service Using Social Security Data on Military Applicants,” *Econometrica*, 1998, *66* (2), 249–288. 18, 19
- , **Peter Hull, Parag A Pathak, and Christopher R Walters**, “Simple and Credible Value-Added Estimation Using Centralized School Assignment,” Technical Report, National Bureau of Economic Research 2020. 2
- Angrist, Joshua, Peter Hull, Parag A Pathak, and Christopher Walters**, “Credible school value-added with under-subscribed school lotteries,” *Review of Economics and Statistics*, 2021, pp. 1–46. 2, 3
- Armstrong, Timothy B and Michal Kolesár**, “Simple and honest confidence intervals in nonparametric regression,” *Quantitative Economics*, 2020, *11* (1), 1–39. 25
- Azevedo, Eduardo M and Jacob D Leshno**, “A supply and demand framework for two-sided matching markets,” *Journal of Political Economy*, 2016, *124* (5), 1235–1268. 6, 7, 23
- Behaghel, Luc, Bruno Crépon, and Marc Gurgand**, “Robustness of the encouragement design in a two-treatment randomized control trial.” 2013. 21
- Bertanha, Marinho, Sebastián Gallegos, Margaux Luflade, and Ismael Mourifié**, “Causal Effects in Matching Mechanisms with Strategically Reported Preferences,” Technical Report 2022. 2, 3, 4, 12
- Beuermann, Diether, C Kirabo Jackson, Laia Navarro-Sola, and Francisco Pardo**, “What is a good school, and can parents tell? Evidence on the multidimensionality of school output,” Technical Report, National Bureau of Economic Research 2018. 2, 3
- Calonico, Sebastian, Matias D Cattaneo, and Rocio Titiunik**, “Robust nonparametric confidence intervals for regression-discontinuity designs,” *Econometrica*, 2014, *82* (6), 2295–2326. 25
- Calsamiglia, Caterina, Chao Fu, and Maia Güell**, “Structural estimation of a model of school choices: The boston mechanism versus its alternatives,” *Journal of Political Economy*, 2020, *128* (2), 642–680. 2
- Cattaneo, Matias D, Rocio Titiunik, Gonzalo Vazquez-Bare, and Luke Keele**, “Interpreting regression discontinuity designs with multiple cutoffs,” *The Journal of Politics*, 2016, *78* (4), 1229–1248. 25
- Chen, Jiafeng**, “Causal Inference in Matching Markets,” 2019. 1
- Durrett, Rick**, *Probability: theory and examples*, Vol. 49, Cambridge university press, 2019. 51, 52
- Fack, Gabrielle, Julien Grenet, and Yinghua He**, “Beyond truth-telling: Preference estimation with centralized school choice and college admissions,” *American Economic Review*, 2019, *109* (4), 1486–1529. 2
- Gale, David and Lloyd S Shapley**, “College admissions and the stability of marriage,” *The American Mathematical Monthly*, 1962, *69* (1), 9–15. 2, 5
- Goldsmith-Pinkham, Paul, Peter Hull, and Michal Kolesár**, “On Estimating Multiple Treatment Effects with Regression,” *arXiv preprint arXiv:2106.05024*, 2021. 19
- Hahn, Jinyong, Petra Todd, and Wilbert Van der Klaauw**, “Identification and estimation of treatment effects with a regression-discontinuity design,” *Econometrica*, 2001, *69* (1), 201–209. 21, 22, 24, 41
- Imbens, Guido and Karthik Kalyanaraman**, “Optimal bandwidth choice for the regression discontinuity estimator,” *The Review of economic studies*, 2012, *79* (3), 933–959. 25, 39, 41, 49, 50
- and **Stefan Wager**, “Optimized regression discontinuity designs,” *Review of Economics and Statistics*, 2019, *101*

- (2), 264–278. 25
- \_\_\_\_\_ and Thomas Lemieux, “Regression discontinuity designs: A guide to practice,” *Journal of econometrics*, 2008, 142 (2), 615–635. 24, 41
- Kapor, Adam J, Christopher A Neilson, and Seth D Zimmerman, “Heterogeneous beliefs and school choice mechanisms,” *American Economic Review*, 2020, 110 (5), 1274–1315. 2
- Khan, Shakeeb and Elie Tamer, “Irregular identification, support conditions, and inverse weight estimation,” *Econometrica*, 2010, 78 (6), 2021–2042. 3, 18
- Kirkeboen, Lars J, Edwin Leuven, and Magne Mogstad, “Field of study, earnings, and self-selection,” *The Quarterly Journal of Economics*, 2016, 131 (3), 1057–1111. 2, 3, 21
- Kline, Patrick and Christopher R Walters, “Evaluating public programs with close substitutes: The case of Head Start,” *The Quarterly Journal of Economics*, 2016, 131 (4), 1795–1848. 21
- Kwon, Koohyun and Soonwoo Kwon, “Inference in regression discontinuity designs under monotonicity,” *arXiv preprint arXiv:2011.14216*, 2020. 25
- Lee, Sokbae and Bernard Salanié, “Identifying effects of multivalued treatments,” *Econometrica*, 2018, 86 (6), 1939–1963. 21
- Mogstad, Magne, Alexander Torgovitsky, and Christopher R Walters, “Policy evaluation with multiple instrumental variables,” Technical Report, National Bureau of Economic Research 2020. 21
- Munro, Evan, “Efficient Estimation of Causal Effects under Interference through Designed Markets,” 2023. 4
- Narita, Yusuke, “A Theory of Quasi-Experimental Evaluation of School Quality,” *Management Science*, 2021. 4
- \_\_\_\_\_ and Kohei Yata, “Algorithm is Experiment: Machine Learning, Market Design, and Policy Eligibility Rules,” *arXiv preprint arXiv:2104.12909*, 2021. 4
- Roth, Alvin E, “The economist as engineer: Game theory, experimentation, and computation as tools for design economics,” *Econometrica*, 2002, 70 (4), 1341–1378. 25
- Singh, Rahul and Suhas Vijaykumar, “Kernel Ridge Regression Inference,” *arXiv preprint arXiv:2302.06578*, 2023. 3

## Appendix to “Nonparametric Treatment Effect Identification in School Choice”

Jiafeng Chen  
Harvard University  
[jiafengchen@g.harvard.edu](mailto:jiafengchen@g.harvard.edu)

### Contents

---

Appendix A. Miscellaneous discussions and proofs	29
A.1. An example illustrating that identification notions are not straightforward	29
A.2. Proofs of Theorem 3.6, Proposition 3.4, and Corollary 3.8	29
A.3. Computation of propensity score estimand	32
Appendix B. Estimation and Inference: Proofs	34
Unpacking $J_i(c)$ and defining $J_i(C_N, h_N)$ .	34
Defining the proxy outcome $Y^{(j)}(C_N)$ .	35
Estimators of the right-limit.	36
Assumptions	36
Statement of the main theorem.	37
Proof of Proposition B.3	39
Central limit theorem and variance estimation	41
Guide to the lemmas	41
B.1. Placing ourselves on well-behaved events	41
B.2. Bounding discrepancy in $J_i$	43
B.3. Bounding discrepancy in terms involving $Y_i(C_N)$	45
B.4. Bounding terms involving $x_i$ and $I_{1i}^+$	46
B.5. Central limit theorem and variance estimation	50

---

## Appendix A. Miscellaneous discussions and proofs

**A.1. An example illustrating that identification notions are not straightforward.** As an example, consider  $X_1, \dots, X_N \stackrel{\text{i.i.d.}}{\sim} \mathcal{N}(0, 1)$  and a treatment where everyone above median is treated:

$$D_i = \mathbb{1}(X_i \geq \text{Med}(X_1, \dots, X_N)).$$

Note that for any finite  $N$ , the conditional ATE

$$\tau(x) = \mathbb{E}[Y(1) - Y(0) \mid X = x]$$

is identified, since the observed conditional expectations are equal to conditional expectations of the potential outcomes

$$\begin{aligned} \mathbb{E}[Y_i \mid D_i = d, X_i = x] &= \mathbb{E}[\mathbb{E}[Y_i(d) \mid X_1, \dots, X_N, X_i = x, D_i = d] \mid D_i = d, X_i = x] \\ &= \mathbb{E}[\mathbb{E}[Y_i(d) \mid X_1, \dots, X_N, X_i = x] \mid D_i = d, X_i = x] \\ &= \mathbb{E}[\mathbb{E}[Y_i(d) \mid X_i = x] \mid D_i = d, X_i = x] \\ &= \mathbb{E}[Y_i(d) \mid X_i = x], \end{aligned}$$

and since  $P(D_i = d \mid X_i = x) > 0$  for all  $x \in \mathbb{R}$ . However, there is a sense in which the only *morally* identified parameter is  $\tau(0)$  since  $\text{Med}(X_1, \dots, X_N) \xrightarrow{\text{a.s.}} 0$ . For any  $c < 0$ , it becomes vanishingly unlikely that a unit with  $X_i = c$  is treated, and similarly for  $c > 0$ . However, we would need  $N \rightarrow \infty$  for the conditional expectations to be estimated, and hence  $\tau(x)$  cannot be estimated if  $x \neq 0$ .

## A.2. Proofs of Theorem 3.6, Proposition 3.4, and Corollary 3.8.

**Proposition 3.4.** Consider some value  $q$  of  $Q_i$  and  $\succ$  of  $\succ_i$  with positive probability at  $P$ . Consider schools  $s_0, s_1, s$  and some value  $r$  in the support of  $R_i \mid (Q_i = q, \succ_i = \succ)$ . Under [Assumption 3.1](#),  $\mu_s(\succ, r, q)$  is identified at  $P$  if and only if

$$r \in \overline{E}_s(\succ, q, c(P)),$$

where  $\overline{E}_s$  is the closure of  $E_s$  in  $[0, 1]^T$ . The aTE  $\tau_{s_1, s_0}(\succ, r, q)$  is identified at  $P$  if and only if

$$r \in \overline{E}_{s_0}(\succ, q, c(P)) \cap \overline{E}_{s_1}(\succ, q, c(P)).$$

*Proof.* We prove the only if parts first.

Suppose  $r \notin \overline{E}_s(\succ, q, c(P))$ , we would like to show that  $\mu_s$  is not identified. To do so, we would like to find  $\tilde{P}$  that yield different value of  $\mu_s$ , but is observationally equivalent to  $P$ . There exists an open set  $B \subset [0, 1]^T$  (relative to  $[0, 1]^T$ ) such that  $r \in B \subset (\overline{E}_s(\succ, q, c(P)))^C$ .

Let  $\tilde{P}$  differ from  $P$  only in terms of the conditional distribution

$$Y(s) \mid R \in B, Q_i = q, \succ_i = \succ$$

such that

$$\mathbb{E}_{\tilde{P}}[Y(s) \mid \succ, R = r, Q = q] \neq \mu_s(\succ, r, q).$$



and  $\mathbb{E}_{\tilde{P}}[Y(s) \mid \succ, R = r, Q = q]$  is continuous in  $r$ . Since

$$P(D_{is}^* = 1 \mid R \in B, Q_i = q, \succ_i = \succ) = 0,$$

$P$  and  $\tilde{P}$  are observationally equivalent.

For the second part, the proof is similar, except that we alter both  $Y(s_1) \mid R, Q_i = q, \succ_i = \succ$  and  $Y(s_0) \mid R, Q_i = q, \succ_i = \succ$  on  $R \in B' \subset (\overline{E}_{s_0}(\succ, q, c(P)) \cap \overline{E}_{s_1}(\succ, q, c(P)))^C$ .

Now, for the if parts, it suffices to observe that the IPW outcome

$$\frac{D_{is}^* Y_{\text{obs}}^*}{P(D_{is}^* = 1 \mid \succ, R, Q)}$$

is known whenever  $P(D_{is}^* = 1 \mid \succ, R, Q) > 0$  and conditionally unbiased for  $\mathbb{E}[Y(s) \mid \succ, R, Q]$ . Hence if  $r \in E_s(\succ, r, q)$ ,  $\mu_s(\succ, r, q)$  is identified by the conditional expectation of the IPW outcome. We extend identification to  $\overline{E}_s$  by invoking continuity in [Assumption 3.1](#).  $\square$

**Theorem 3.6.** Fix  $\succ, q, c$  and suppress their appearances in  $\underline{r}_t, \underline{R}_t, L, \pi_s^*$ . Then we have:

(1) For a lottery school  $s_0$ ,

$$E_{s_0}(\succ, q, c) = \begin{cases} \times_{t=1}^T [0, \underline{R}_t(s_0)), & \text{if } \pi_{s_0}^* > 0 \text{ and } \underline{R}_t(s_0) > 0 \text{ for all } t \\ \emptyset & \text{otherwise.} \end{cases}$$

(2) For a test-score school  $s_0$  using test  $t_0$ ,

$$E_{s_0}(\succ, q, c) = \begin{cases} \text{Slice}_{t_0} \left( \times_{t=1}^T [0, \underline{R}_t(s_0)), [\underline{r}_{t_0}(s_0), \underline{R}_{t_0}(s_0)) \right) \\ \text{if } s_0 \succ L(q, c), \underline{R}_t(s_0) > 0 \text{ for all } t, \text{ and } \underline{R}_{t_0}(s_0) > \underline{r}_{t_0}(s_0) \\ \emptyset & \text{otherwise} \end{cases}$$

where  $s_0 \succ L$  means that  $s_0$  is preferred to every school in  $L(q, c)$ .

(3) Consider two schools  $s_0, s_1$  where  $s_1 \succ s_0$ . Assume that neither  $E_{s_0}$  nor  $E_{s_1}$  is empty. If  $s_1$  is a lottery school, regardless of whether  $s_0$  is test-score or lottery, then

$$\overline{E}_{s_0} \cap \overline{E}_{s_1} = \overline{E}_{s_0}.$$

Otherwise, if  $s_1$  is a test-score school with test score  $t_1$ , regardless of whether  $s_0$  is test-score or lottery,

$$\overline{E}_{s_0} \cap \overline{E}_{s_1} = \begin{cases} \text{Slice}_{t_1} (\overline{E}_{s_0}, \{\underline{r}_{t_1}(s_1)\}), & \text{if } \underline{r}_{t_1}(s_1) = \underline{R}_{t_1}(s_0) > 0 \\ \emptyset & \text{otherwise.} \end{cases} \quad (3.7)$$

*Proof.* The claims (1) and (2) simply reflect the definition of  $E_s(\succ, q, c)$  and are explained in the main text. Here, we focus on verifying (3) given the expressions for  $\overline{E}_s$ .

Consider the case where  $s_1$  is a lottery school. Then since  $s_1 \succ s_0$ , by definition, for every test  $t$ ,

$$\underline{R}_t(s_0) \leq \underline{R}_t(s_1).$$

As a result, since  $s_1$  is a lottery school,

$$E_{s_0}(\succ, q, c) \subset E_{s_1}(\succ, q, c).$$

This proves that the intersection of the closures is equal to  $\overline{E}_{s_0}$ .

If  $s_1$  is a test-score school, we continue to have that for every test  $t$ ,

$$\underline{R}_t(s_0) \leq \underline{R}_t(s_1).$$

We additionally have that

$$\underline{R}_{t_1}(s_0) \leq \underline{r}_{t_1}(s_1).$$

If  $\underline{R}_{t_1}(s_0) < \underline{r}_{t_1}(s_1)$ , then by inspecting the intersection on dimension  $t_1$ , we find that the intersection  $\overline{E}_{s_1} \cap \overline{E}_{s_0} = \emptyset$ . Otherwise, if  $\underline{R}_{t_1}(s_0) = \underline{r}_{t_1}(s_1)$ , then the intersection on dimension  $t_1$  is  $\{r_{t_1}(s_1)\}$ . The intersection on all other dimensions is the same as the case where  $s_1$  is a lottery school. This completes the proof.  $\square$

**Corollary 3.8.** *Assume the distribution of student characteristics is such that  $R_i \mid \succ_i, Q_i$  is measurable with respect to the Lebesgue measure on  $[0, 1]^T$  with a continuous density almost surely. Assume [Assumption 3.1](#). For an identified aggregated treatment effect that weighs each student equally*

$$\tau = \mathbb{E}_{W|\mathcal{I}} \left[ \sum_{s_0 \neq s_1} \tau_{s_1, s_0}(X) w(s_1, s_0 \mid X) \right],$$

if the set of characteristics  $\mathcal{I}$  with identified atomic treatment effects has positive measure, i.e.  $W(\mathcal{I}) > 0$ , then  $\tau$  only puts weight on aTEs driven by lottery variation:

$$\tau = \mathbb{E}_{W|\mathcal{I}} \left[ \sum_{s_0 \neq s_1} \mathbb{1} \left( \max_{\succ}(s_0, s_1) \text{ is a lottery school} \right) \tau_{s_1, s_0}(X) w(s_1, s_0 \mid X) \right].$$

*Proof.* It suffices to show that

$$\mathbb{E}_{W|\mathcal{I}} \left[ \sum_{s_0 \neq s_1} \mathbb{1} \left( \max_{\succ}(s_0, s_1) \text{ is a test-score school} \right) \cdot |\tau_{s_1, s_0}(X)| \cdot w(s_1, s_0 \mid X) \right] = 0$$

By definition of identified aggregation of aTEs and [Theorem 3.6](#), we know that, for  $\max_{\succ}(s_1, s_0)$  a test-score school using test score  $t$ ,

$$w(s_1, s_0 \mid X) = 1 \implies \underbrace{R_t = \underline{r}_t \left( \arg \max_{\succ}(s_1, s_0) \right)}_{J(s_1, s_0, X)}.$$

This is because  $\tau_{s_1, s_0}(X)$  is identified only if  $R_t$  is a singleton.

Hence,

$$\begin{aligned} & \mathbb{E}_{W|\mathcal{I}} \left[ \sum_{s_0 \neq s_1} \mathbb{1} \left( \max_{\succ}(s_0, s_1) \text{ is a test-score school} \right) \cdot |\tau_{s_1, s_0}(X)| \cdot w(s_1, s_0 \mid X) \right] \\ & \leq \sum_{s_0 \neq s_1} \mathbb{E}_{W|\mathcal{I}} [\mathbb{1}(J(s_1, s_0, X)) \cdot |\tau_{s_1, s_0}(X)|] \end{aligned}$$

Since  $W(\mathcal{I}) > 0$ , we have that

$$\begin{aligned}\mathbb{E}_{W|\mathcal{I}}[\mathbb{1}(J(s_1, s_0, X)) \cdot |\tau_{s_1, s_0}(X)|] &= \frac{\mathbb{E}_W[\mathbb{1}(J(s_1, s_0, X))\mathbb{1}(\mathcal{I}) \cdot |\tau_{s_1, s_0}(X)|]}{\mathbb{E}_W\mathbb{1}(\mathcal{I})} \\ &\leq \frac{\mathbb{E}_W[\mathbb{1}(J(s_1, s_0, X)) \cdot |\tau_{s_1, s_0}(X)|]}{\mathbb{E}_W\mathbb{1}(\mathcal{I})}\end{aligned}$$

Note that for all  $n \in \mathbb{N}$ , since  $J(s_1, s_0, X)$  is a measure-zero event,

$$\mathbb{E}_W[\mathbb{1}(J(s_1, s_0, X)) (|\tau_{s_1, s_0}(X)| \wedge n)] \leq n\mathbb{E}_W[\mathbb{1}(J(s_1, s_0, X))] = 0.$$

and by [Assumption 3.1](#)

$$\mathbb{E}[|\tau_{s_1, s_0}(X)|] < \infty.$$

Thus, dominated convergence theorem implies that

$$\mathbb{E}_W[\mathbb{1}(J(s_1, s_0, X)) \cdot |\tau_{s_1, s_0}(X)|] = 0.$$

This completes the proof.  $\square$

**A.3. Computation of propensity score estimand.** In this subsection, we continue the computation in [Section 3.3](#). Recall that we are interested in the following estimand as a function of the bandwidth parameter  $h$ :

$$\tau = \frac{\mathbb{E}[(\tilde{D} - \psi(V))Y]}{\mathbb{E}[(\tilde{D} - \psi(V))^2]}.$$

Now, the numerator is equal to

$$\begin{aligned}\mathbb{E}[(\tilde{D} - \psi(V))Y] &= \mathbb{E}[(\tilde{D} - \psi(V))(Y_C + \tilde{D}(Y_T - Y_C))] \\ &= \mathbb{E}[\tilde{D}Y_T - \psi(V)Y_C - \tilde{D}\psi(V)(Y_T - Y_C)] \\ &= \mathbb{E}[\psi(V)(Y_T - Y_C) + (\tilde{D} - \psi(V))Y_T - \psi(V)^2(Y_T - Y_C) - (\tilde{D} - \psi(V))(Y_T - Y_C)] \\ &= \mathbb{E}[\psi(V)(1 - \psi(V))(Y_T - Y_C)] + \mathbb{E}[(\tilde{D} - \psi(V))Y_C]\end{aligned}$$

The denominator is equal to

$$\begin{aligned}\mathbb{E}[(\tilde{D} - \psi(V))^2] &= \mathbb{E}[\tilde{D} + \psi^2(V) - 2\tilde{D}\psi(V)] \\ &= \mathbb{E}[\psi(V) - \psi^2(V) + (\tilde{D} - \psi(V)) - 2(\tilde{D} - \psi(V))\psi(V)] \\ &= \mathbb{E}[\psi(V)(1 - \psi(V))] + \mathbb{E}[(\tilde{D} - \psi(V))(1 - 2\psi(V))]\end{aligned}$$

Since  $(a, b) \mapsto a/b$  is continuous when  $b > 0$ , it remains to show that

$$\lim_{h \rightarrow 0} \mathbb{E}[(\tilde{D} - \psi(V))(1 - 2\psi(V))] = 0 = \lim_{h \rightarrow 0} \mathbb{E}[(\tilde{D} - \psi(V))Y_C]. \quad (\text{A.12})$$

Note that on regions I, III, V,

$$\psi(V) = \mathbb{P}(\tilde{D} = 1 \mid \succ, Q, R, Y_T, Y_C)$$

Hence

$$\mathbb{E}[(\tilde{D} - \psi(V))f(Y_C, V) \mid \text{I} \cup \text{III} \cup \text{V}] = 0.$$

Since  $\mathbb{P}(\text{I} \cup \text{III} \cup \text{V}) \rightarrow 1$  as  $h \rightarrow 0$ , (A.12) follows.

In fact, this calculation only uses the fact that  $\mathbb{P}(\text{II} \cup \text{IV}) \rightarrow 0$ —in other words, the bias would vanish as a function of  $h$  even if we were to use an unreasonable estimator on regions II and IV.

For completeness, we can also show that the conditional bias is vanishing in  $h$  under smoothness assumptions. We'll do so for those with preference  $\succ_B$  and in cell IV:

$$\begin{aligned} & \mathbb{E}[(\tilde{D} - \psi(V))f(Y_C, V) \mid \succ_B, \text{IV}] \\ &= \mathbb{E} \left[ \left( \mathbb{P}(R \geq 2/3 \mid Y_C, \succ_B, R \in [2/3 \pm h]) - \frac{1}{2} \right) f(Y_C, V) \mid \succ_B, \text{IV} \right] \\ &= \mathbb{E} \left[ \left( \frac{\int_{2/3}^{2/3+h} p(r \mid Y_C, \succ_B) dr}{\int_{2/3-h}^{2/3+h} p(r \mid Y_C, \succ_B) dr} - \frac{1}{2} \right) f(Y_C, V) \mathbb{1}(R \in [2/3 \pm h]) \mid \succ_B \right] \frac{1}{\mathbb{P}(R \in [2/3 \pm h] \mid \succ_B)}. \end{aligned}$$

If  $p(r \mid Y_C, \succ_B)$  is bounded below by  $\eta$  at  $r = 2/3$  and Lipschitz continuous with constant  $L$ , then

$$|p(r \mid Y_C, \succ_B) - p(2/3 \mid Y_C, \succ_B)| \leq L|r - 2/3|.$$

As a result,

$$\left| \int_{2/3}^{2/3+h} p(r \mid Y_C, \succ_B) dr - hp(2/3 \mid Y_C, \succ_B) \right| \leq Lh^2$$

and similarly

$$\left| \int_{2/3-h}^{2/3+h} p(r \mid Y_C, \succ_B) dr - 2hp(2/3 \mid Y_C, \succ_B) \right| \leq 4Lh^2.$$

Hence the discrepancy in the first term is of order  $h^2$ : For some  $C$  a function of  $L, \eta$ ,

$$\left| \frac{\int_{2/3}^{2/3+h} p(r \mid Y_C, \succ_B) dr}{\int_{2/3-h}^{2/3+h} p(r \mid Y_C, \succ_B) dr} - \frac{1}{2} \right| \leq Ch^2.$$

On the other hand, there exists  $c$  a function of  $\eta, L$  where  $\mathbb{P}(R \in [2/3 \pm h] \mid \succ_B) \geq ch$  for all sufficiently small  $h$ . Hence

$$\mathbb{E} \left[ \left( \frac{\int_{2/3}^{2/3+h} p(r \mid Y_C, \succ_B) dr}{\int_{2/3-h}^{2/3+h} p(r \mid Y_C, \succ_B) dr} - \frac{1}{2} \right) f(Y_C, V) \mathbb{1}(R \in [2/3 \pm h]) \mid \succ_B \right] \frac{1}{\mathbb{P}(R \in [2/3 \pm h] \mid \succ_B)} = O(h).$$

## Appendix B. Estimation and Inference: Proofs

This section contains details for estimation and inference for [Section 4](#). Various lemmas that bound various terms are relegated to the subsections, and the section contains the main flow of the argument. Recall that we consider  $s_1, s_0$  where the test-score school  $s_1$  uses test  $t_1$ , and we consider only students who prefer  $s_1$  to  $s_0$ .

We have the the following treatment effect

$$\tau = \tau_{s_0, s_1} = \mathbb{E} \left[ Y(s_1) - Y(s_0) \mid s_1 \succ s_0, R \in \overline{E}_{s_0}(\succ, Q; c) \cap \overline{E}_{s_1}(\succ, Q; c) \right].$$

For a school  $s$  using test  $t$ , recall that  $r_{s,t}(c)$  [\(3.5\)](#) is the unique test-score-space cutoff such that for some  $q = 0, \dots, \bar{q}_s$ ,

$$\frac{q + r_{s,t}(c)}{\bar{q}_s + 1} = c_s$$

For convenience on the test-score cutoff of school  $s_1$ , let  $\rho(c) = r_{s_1, t_1}(c)$ .

**Unpacking  $J_i(c)$  and defining  $J_i(C_N, h_N)$ .** Let us first decompose the conditioning event into restrictions on  $t_1$  and restrictions not on  $t_1$ . Recall that the intersection

$$\overline{E}_{s_0}(\succ, Q; c) \cap \overline{E}_{s_1}(\succ, Q; c) \quad \text{where } s_1 \succ s_0$$

takes the form of [\(3.7\)](#), which is a Cartesian product of intervals corresponding to the following conditions on the vector of test scores  $R = [R_1, \dots, R_T]'$ :

$$\begin{aligned} R_{t_1} &= \underline{r}_{t_1}(s_1; Q, \succ, c) \\ R_{t_1} &\leq \underline{R}_{t_1}(s_0; Q, \succ, c) \\ R_t &\leq \underline{R}_t(s_0; Q, \succ, c) \\ s_0 &\succ L(Q, c) \end{aligned}$$

Additionally, if  $s_0$  is a test-score school that uses  $t_0$  and  $t_1 \neq t_0$ , then

$$R_{t_0} \in [\underline{r}_{t_0}(s_0; Q, \succ, c), \underline{R}_{t_0}(s_0; Q, \succ, c)]$$

Define the following indicator random variables (functions of  $R, \succ, Q$ ) that correspond to the above restrictions, with the restrictions on  $t_1$  relaxed with the bandwidth parameter  $h$ :

- (In-bandwidth)  $I_1^+(c, h) = \mathbb{1}(R_{t_1} \in [\rho(c), \rho(c) + h])$  and  $I_1^-(c, h) = \mathbb{1}(R_{t_1} \in [\rho(c) - h, \rho(c)])$
- (Everyone in bandwidth does not qualify for something better than  $s_1$  and everyone qualifies for  $s_0$ ) If  $s_0$  is a test score school that uses  $t_1$ , then

$$I_1(c, h) = \mathbb{1}(\rho(c) + h < \underline{R}_{t_1}(s_1; Q, \succ, c), \rho(c) - h > \underline{r}_{t_1}(s_0; Q, \succ, c)).$$

Otherwise

$$I_1(c, h) = \mathbb{1}(\rho(c) + h < \underline{R}_{t_1}(s_1; Q, \succ, c)).$$

- (No one left of cutoff qualifies for test schools better than  $s_0$ )  $I_{10}(c) = \mathbb{1}(\rho(c) \leq \underline{R}_{t_1}(s_0; Q, \succ, c))$
- (Qualifies for  $s_0$ ) If  $s_0$  is a test-score school and  $t_1 \neq t_0$ , then

$$I_0(c) = \mathbb{1}(R_{t_0} \in [\underline{r}_{t_0}(s_0; Q, \succ, c), \underline{R}_{t_0}(s_0; Q, \succ, c)]).$$

Otherwise  $I_0(c) = 1$

- (Does not qualify for test score schools preferred to  $s_0$  except for  $s_1$ ) For  $t \neq t_0, t_1$ , define  $I_t(c) = \mathbb{1}(0 < R_t \leq \underline{R}_t(s_0; Q, \succ, c))$
- (Does not qualify for preferred lottery schools with probability 1)  $I(c) = \mathbb{1}(s_0 \succ L(Q, c), s_1 \succ s_0)$
- Let the sample selection indicator be defined as

$$J(c, h) = I(c)I_{10}(c) \cdot I_1(c, h)I_0(c) \cdot \prod_{t \neq t_0, t_1} I_t(c), \quad (\text{B.13})$$

such that, for fixed  $(R, Q, \succ)$ ,

$$s_1 \succ s_0 \text{ and } R \in \overline{E}_{s_0}(\succ, Q; c) \cap \overline{E}_{s_1}(\succ, Q; c) \iff \lim_{h \rightarrow 0} J(c, h)(I_1^+(c, h) \vee I_1^-(c, h)) = 1.$$

Define  $J_i(c, h) = J(c, h)$  where  $R_i, \succ_i, Q_i$  is plugged in.

**Defining the proxy outcome  $Y^{(j)}(C_N)$ .** Define  $D_i^{(1)}(c)$  to be the indicator for failing to qualify for lottery schools that  $\succ_i$  prefers to  $s_1$ :

$$D_i^{(1)}(c) = \prod_{s: \ell_s \neq \emptyset, s \succ s_1} \mathbb{1}(V_{is}(Q_i, U_i) < c_s).$$

Let

$$\pi_i^{(1)}(c) = P_U(D_i^{(1)}(c) = 1 \mid Q_i, \succ_i).$$

be the corresponding probability ( $P_U$  emphasizes that this is only a function of the distribution of  $U$ ). Similarly, define

$$D_i^{(0)}(c) = \begin{cases} \prod_{s: \ell_s \neq \emptyset, s \succ s_0} \mathbb{1}(V_{is}(Q_i, U_i) < c_s), & \text{if } s_0 \text{ is a test-score school} \\ \prod_{s: \ell_s \neq \emptyset, s \succ s_0} \mathbb{1}(V_{is}(Q_i, U_i) < c_s) \cdot \mathbb{1}(V_{is_0}(Q_i, U_i) > c_{s_0}) & \text{if } s_0 \text{ is a lottery school} \end{cases}$$

and  $\pi_i^{(0)}(c) = P_U(D_i^{(0)}(c) = 1 \mid Q_i, \succ_i)$ .

Define the proxy outcome as the IPW ratio

$$Y^{(j)}(c) = \frac{D_i^{(j)}(c)Y_i}{\pi_i^{(j)}(c)} \quad (\text{B.14})$$

where we impose the convention  $0/0 = 0$ .

Note that for all  $h$ , almost surely

$$J_i(C_N, h)I_1^+(C_N, h)Y^{(1)}(C_N) = J_i(C_N, h)I_1^+(C_N, h) \frac{D_i^{(1)}(C_N)Y_i(s_1)}{\pi_i^{(1)}(C_N)}. \quad (\text{B.15})$$

and similarly

$$J_i(C_N, h)I_1^-(C_N, h)Y^{(0)}(C_N) = J_i(C_N, h)I_1^-(C_N, h) \frac{D_i^{(0)}(C_N)Y_i(s_0)}{\pi_i^{(0)}(C_N)}.$$

This is because when  $J_i(C_N, h)I_1^+(C_N, h) = 1$ , either  $i$  is assigned to  $s_1$  or they are assigned to a lottery school they prefer to  $s_1$ . Similarly, when  $J_i(C_N, h)I_1^-(C_N, h) = 1$ , if  $s_0$  is a test-scores

school (and  $i$  wins the lottery at  $s_0$ ), then either  $i$  is assigned to  $s_0$  or to a lottery school  $i$  prefers to  $s_0$ .

**Estimators of the right-limit.** The rest of this section now restricts to considering the right-limit. To simplify notation, define

$$Y_i(C_N) = \frac{D_i^\dagger(C_N)Y_i(s_1)}{\pi_i(C_N)}$$

where  $D_i^\dagger(C_N) = D_i^{(1)}(C_N)$  and  $\pi_i(C_N) = \pi_i^{(1)}(C_N)$ . We can replace  $Y_i^{(1)}(C_N)$  by  $Y_i(C_N)$  because of (B.15). A natural estimator of the right-limit,

$$\lim_{h \rightarrow 0} \mathbb{E} [Y \mid J(c, h) = 1, I_1^+(c, h) = 1] = \mathbb{E}[Y(s_1) \mid s_1 \succ s_0, R \in \overline{E}_{s_0}(\succ, Q; c) \cap \overline{E}_{s_1}(\succ, Q; c)],$$

is a locally linear estimator with uniform kernel and bandwidth  $h_N$ :

$$\hat{\beta}(h_N) = [\hat{\beta}_0, \hat{\beta}_1]' = \arg \min_{\beta_0, \beta_1} \sum_{i=1}^N W_i(C_N, h_N) [Y_i(C_N) - \beta_0 - \beta_1(R_{it_1} - \rho(C_N))]^2,$$

where  $W_i(C_N, h_N) = J_i(C_N, h_N)I_{1i}^+(C_N, h_N)$ .

Let  $x_i(C_N) = [1, R_{it_1} - \rho(C_N)]'$  collect the right-hand side variable in the weighted least-squares regression. Then the locally linear regression estimator is

$$\hat{\beta}_0(h_N) = e_1' \left( \sum_{i=1}^N W_i(C_N, h_N) x_i(C_N) x_i(C_N)' \right)^{-1} \left( \sum_{i=1}^N W_i(C_N, h_N) x_i(C_N) Y_i(C_N) \right)$$

There is a natural oracle estimator

$$\check{\beta}_0(h_N) = e_1' \left( \sum_{i=1}^N W_i(c, h_N) x_i(c) x_i(c)' \right)^{-1} \left( \sum_{i=1}^N W_i(c, h_N) x_i(c) Y_i(c) \right)$$

whose asymptotic properties are well-understood.<sup>21</sup> Our goal is to show that the difference between the two estimators is small:

$$\sqrt{nh_N} \left( \hat{\beta}_0(h_N) - \check{\beta}_0(h_N) \right) = o_p(1).$$

**Assumptions.** First, let us recall the following assumption to avoid certain knife-edge populations.

**Assumption 4.1** (Population cutoffs are interior). *The distribution of student observables satisfies Assumption 2.1, where the population cutoffs  $c$  satisfy:*

- (1) School  $s_1$  is not undersubscribed nor impossible to qualify for:  $\rho(c) \in (0, 1)$ .
- (2) For each school  $s$ , the cutoff

$$c_s \notin \left\{ \frac{1}{\bar{q}_s + 1}, \dots, \frac{\bar{q}_s}{\bar{q}_s + 1}, 1 \right\}.$$

- (3) If  $c_s = 0$ , then  $s$  is eventually undersubscribed:  $P(C_{s,N} = 0) \rightarrow 1$ .

<sup>21</sup> $e_1 = [1, 0]'$ .

(4) If two schools  $s_3, s_4$  uses the same test  $t$ , then their test score cutoffs are different, unless both are undersubscribed: If  $r_{s_3,t}(c) = r_{s_4,t}(c)$  then  $c_{s_3} = c_{s_4} = 0$ , where  $r_{s,t}$  is defined in (3.5).

Next, let us also state the following technical conditions

**Assumption B.1** (Bounded densities). For some constant  $0 < B < \infty$ ,

(1) The density of  $(R_i \mid \succ_i, Q_i, Y_i(0), \dots, Y_i(M))$  with respect to the Lebesgue measure is positive and bounded by  $B$ , uniformly over the conditioning variables.

(2) The density of  $U_i = [U_{i\ell_s} : \ell_s \neq \emptyset]$  with respect to the Lebesgue measure is positive and bounded by  $B$ .

Define

$$\mu_+(r) = \mathbb{E}[Y_i(s_1) \mid J_i(c) = 1, R_{t_1} = r]$$

and  $\mu_-(r) = \mathbb{E}[Y_i(s_1) \mid J_i(c) = 1, R_{t_1} = r]$  where  $J_i(c) = J_i(c, 0)$ .

**Assumption B.2** (Moment bounds). (1) Let  $\epsilon_i^{(1)} = Y_i(s_1) - \mu_+(r)$ . For some  $\varepsilon > 0$ , the  $(2+\varepsilon)^{th}$  moment exists and is bounded uniformly:

$$\mathbb{E}[(\epsilon_i^{(1)})^{2+\varepsilon} \mid J_i(c) = 1, R_{it_1} = r] < B_V(\varepsilon) < \infty.$$

Similarly, the same moment bounds hold for  $Y_i(s_0)$ . Note that this implies that the second moment is bounded uniformly by some  $B_V = B_V(0)$ .

(2) The conditional variance  $\text{Var}(\epsilon_i \mid J_i(c) = 1, R_{it_1} = r)$  is right-continuous at  $\rho(c)$  with right-limit  $\sigma_+^2 > 0$ . Similarly, the conditional variance for  $Y_i(s_0)$  is also continuous with left-limit  $\sigma_-^2 > 0$ .

(3) The conditional first moment is bounded uniformly:  $\mathbb{E}[|Y_i(s_k)| \mid R_i, \succ_i, Q_i] < B_M < \infty$  for  $k = 0, 1$ .

**Assumption B.3** (Smoothness of mean). The maps  $\mu_+(r), \mu_-(r)$  are thrice continuously differentiable with bounded third derivative  $\|\mu_+'''(r)\|_\infty, \|\mu_-'''(r)\|_\infty < B_D < \infty$ .

**Assumption B.4** (Continuously differentiable density). The density  $f(r) = p(R_{it_1} = r \mid J_i(c) = 1)$  is continuously differentiable at  $\rho(c)$  and strictly positive.

**Statement of the main theorem.**

**Theorem B.1.** Under *Assumptions 2.1, 4.1, and B.1 to B.4*, assuming  $N^{-1/2} = o(h_N)$  and  $h_N = o(1)$ , then the feasible estimator and the oracle estimator are equivalent in the first order

$$\sqrt{Nh_N}(\hat{\beta} - \check{\beta}) = O_p\left(h_N^{1/2} + N^{-1/4}h_N^{-1/2} + N^{-1/2}h_N^{-1}\right) = o_p(1).$$

**Corollary B.2.** Under *Theorem B.1*, we immediately have that the discrepancy  $\sqrt{Nh_N}(\hat{\beta} - \check{\beta}) = o_p(\sqrt{Nh_N}h_N^2)$  if  $h_N = O(N^{-d})$  with  $d \in [0.2, 0.25]$ .

Let  $\check{\beta} = \check{A}_{1N}^{-1}\check{A}_{2N}$  and let  $\hat{\beta} = \hat{A}_{1N}^{-1}\hat{A}_{2N}$  for matrices  $\check{A}_{kN}, \hat{A}_{kN}$ . The theorem follows from the following proposition.

**Proposition B.3.** Under *Assumptions 2.1, 4.1, and B.1 to B.4*, assuming  $N^{-1/2} = o(h_N)$  and  $h_N = o(1)$ , then



(1) The matrix

$$\check{A}_{1N} = \begin{bmatrix} O_p(1) & O_p(h_N) \\ O_p(h_N) & O_p(h_N^2) \end{bmatrix}$$

and, as a result,

$$(\check{A}_{1N} + b_N)^{-1} = \check{A}_{1N}^{-1} + \begin{bmatrix} O_p(b_N) & O_p(b_N/h_N^2) \\ O_p(b_N/h_N^2) & O_p(b_N/h_N^4) \end{bmatrix}.$$

Similarly,

$$\check{A}_{2N} = \begin{bmatrix} O_p(1) \\ O_p(h_N) \end{bmatrix}.$$

(2) Let<sup>22</sup>

$$\begin{aligned} \tilde{\beta} &\equiv \left( \frac{1}{Nh_N} \sum_{i=1}^N J_i(c) I_{1i}^+(C_N, h_N) x_i(C_N) x_i(C_N)' \right)^{-1} \left( \frac{1}{Nh_N} \sum_{i=1}^N J_i(c) I_{1i}^+(C_N, h_N) x_i(C_N) Y_i(c) \right) \\ &\equiv \tilde{A}_{1N}^{-1} \tilde{A}_{2N}. \end{aligned}$$

Then

$$\tilde{A}_{1N} = \check{A}_{1N} + \begin{bmatrix} O_p(N^{-1/2}/h_N) & O_p(N^{-1/2}) \\ O_p(N^{-1/2}) & O_p(N^{-1/2}h_N) \end{bmatrix}$$

and

$$\tilde{A}_{2N} = \check{A}_{2N} + \begin{bmatrix} N^{-1/2}/h_N \\ N^{-1/2} \end{bmatrix} = \begin{bmatrix} O_p(1) \\ O_p(h_N) \end{bmatrix}.$$

(3) Moreover,  $\sqrt{Nh_N}(\hat{\beta}_0 - \tilde{\beta}_0) = O_p(\sqrt{h_N})$ .

(4) We may write the discrepancy as

$$\tilde{A}_{1N}^{-1} \sqrt{Nh_N} \tilde{A}_{2N} - \check{A}_{1N}^{-1} \sqrt{Nh_N} \check{A}_{2N} = \tilde{A}_{1N}^{-1} \tilde{B}_{2N} - \check{A}_{1N}^{-1} \check{B}_{2N}$$

for some  $\tilde{B}_{2N}, \check{B}_{2N}$  where (a)  $\check{B}_{2N} = [O_p(1), O_p(h_N)]'$  and (b)

$$\tilde{B}_{2N} = \check{B}_{2N} + \begin{bmatrix} O_p(h_N^{3/2} + N^{-1/4}h_N^{-1/2}) \\ O_p(h_N^{5/2} + N^{-1/4}h_N^{1/2}) \end{bmatrix}.$$

*Proof.* [Proof of [Theorem B.1](#) assuming [Proposition B.3](#)]

We multiply out, by parts (2) and (4):

$$\tilde{A}_{1N} \tilde{B}_{2N} = \left( \check{A}_{1N} + \begin{bmatrix} O_p(N^{-1/2}/h_N) & O_p(N^{-1/2}) \\ O_p(N^{-1/2}) & O_p(N^{-1/2}h_N) \end{bmatrix} \right)^{-1} \left( \check{B}_{2N} + \begin{bmatrix} O_p(h_N^{3/2} + N^{-1/4}h_N^{-1/2}) \\ O_p(h_N^{5/2} + N^{-1/4}h_N^{1/2}) \end{bmatrix} \right)$$

The first term is

$$\check{A}_{1N}^{-1} + \begin{bmatrix} O_p(N^{-1/2}/h_N) & O_p(N^{-1/2}/h_N^2) \\ O_p(N^{-1/2}/h_N^2) & O_p(N^{-1/2}/h_N^3) \end{bmatrix}.$$

<sup>22</sup>We write  $J_i(c)$  instead of  $J_i(c, h_N)$  since it does not depend on  $h_N$  for sufficiently small  $h_N$ —see [Corollary B.8](#).

Multiplying out, we have that the RHS is

$$\check{A}_{1N}^{-1} \check{B}_{2N} + \begin{bmatrix} O_p \left( N^{-1/2}/h_N + h_N^{3/2} + N^{-1/4}h_N^{-1/2} \right) \\ O_p \left( h_N^{-1} \cdot \left( N^{-1/2}/h_N + h_N^{3/2} + N^{-1/4}h_N^{-1/2} \right) \right) \end{bmatrix}$$

The total discrepancy between  $\hat{\beta}$  and  $\check{\beta}$ , in the first entry, by (3), is then

$$O_p \left( N^{-1/2}/h_N + h_N^{3/2} + N^{-1/4}h_N^{-1/2} + \sqrt{h_N} \right) = O_p \left( N^{-1/2}/h_N + h_N^{1/2} + N^{-1/4}h_N^{-1/2} \right).$$

□

**Proof of Proposition B.3.** We prove Proposition B.3 in the remainder of this section. The first part is a direct application of Lemma A.2 in Imbens and Kalyanaraman (2012), which is a routine approximation of the sum  $\check{A}_{1N}$  with its integral counterpart.

*Proof.* [Proof of Proposition B.3(1)] The claim follows directly from Lemma B.16, which is a re-statement of Lemma A.2 in Imbens and Kalyanaraman (2012). The inversion part follows from  $1/(a+b) = 1/a + O(b/a^2)$ . □

Next, the proof of part (2) follows from bounds of the discrepancy between  $\check{A}_{1N}$  and  $\tilde{A}_{1N}$ , detailed in Lemma B.12.

*Proof.* [Proof of Proposition B.3(2)] Lemma B.12 directly shows that

$$\tilde{A}_{1N} = \check{A}_{1N} + O_p(N^{-1/2}) \begin{bmatrix} 1/h_N & 1 \\ 1 & h_N \end{bmatrix}$$

when we expand

$$A_{1N} = \begin{bmatrix} S_{0N} & S_{1N} \\ S_{1N} & S_{2N} \end{bmatrix}$$

in the notation of Lemma B.12. The part about  $\check{A}_{2N}$  follows similarly from Corollary B.13. □

Next, the proof of part (3) follows from bounds of the discrepancy between  $\hat{A}_{kN}$  and  $\tilde{A}_{kN}$ , detailed in Lemmas B.10 and B.11.

*Proof.* [Proof of Proposition B.3(3)] Note that (1) and (2) implies that

$$\tilde{A}_{1N} = \begin{bmatrix} O_p(1) & O_p(h_N) \\ O_p(h_N) & O_p(h_N^2) \end{bmatrix}.$$

Lemma B.10 shows that

$$\hat{A}_{1N} = \tilde{A}_{1N} + O_p(N^{-1/2}) \begin{bmatrix} 1 & h_N \\ h_N & h_N^2 \end{bmatrix}.$$

and Lemma B.11 shows that

$$\hat{A}_{2N} = \tilde{A}_{2N} + O_p(N^{-1/2}) \begin{bmatrix} 1 \\ h_N \end{bmatrix}.$$

The inverse is then

$$\hat{A}_{1N}^{-1} = \tilde{A}_{1N}^{-1} + O_p(N^{-1/2}) \begin{bmatrix} 1 & 1/h_N \\ 1/h_N & 1/h_N^2 \end{bmatrix}$$

Multiplying the terms out, we have that

$$\hat{A}_{1N}^{-1} \hat{A}_{2N} = \tilde{A}_{1N}^{-1} \tilde{A}_{2N} + \begin{bmatrix} N^{-1/2} \\ N^{-1/2}/h_N \end{bmatrix}$$

Scaling by  $\sqrt{Nh_N}$  yields the bound  $\sqrt{h_N}$  in (3).  $\square$

Lastly, we consider the fourth claim. To that end, we recall that

$$\mathbb{E}[Y_i(c) \mid J_i(c) = 1, R_{it_s} = r] = \mathbb{E}[Y_i(s_1) \mid J_i(c) = 1, R_{it_s} = r] \equiv \mu_+(r).$$

Let  $\epsilon_i = Y_i(c) - \mu_+(R_{it_s})$ . Now, observe that  $\mathbb{E}[\epsilon_i \mid R_{it_s}, J_i(c) = 1] = 0$ . We first do a Taylor expansion of  $\mu_+$ . **Assumption B.3** implies that

$$\mu_+(r) = \mu_+(\rho(c)) + \mu'_+(\rho(c))(r - \rho) + \frac{1}{2}\mu''_+(\rho(c))(r - \rho)^2 = \nu(r; c, \rho),$$

where  $|\nu(r; c, \rho)| < B_D(r - \rho(c))^3 + B_\mu(c)(|r - \rho(c)| + |\rho(c) - \rho|)|\rho(c) - \rho|$  for some constant  $B_\mu(c)$ .

*Proof.* [Proof of **Proposition B.3(4)**] In the notation of **Lemmas B.12** and **B.14**, we can write  $\tilde{A}_{2N} = \frac{1}{Nh_N} \sum_{i=1}^N J_i(c) I_{1i}^+(C_N, h_N) x_i(C_N) Y_i(c)$  as

$$\begin{bmatrix} \mu_+(c)S_{0N} + \mu'_+(c)S_{1N} + \frac{\mu''_+(c)}{2}S_{2N} \\ \mu_+(c)S_{1N} + \mu'_+(c)S_{2N} + \frac{\mu''_+(c)}{2}S_{3N} \end{bmatrix} + \bar{\nu}_N + \begin{bmatrix} T_{0N} \\ T_{1N} \end{bmatrix},$$

where the argument  $\rho = \rho(C_N)$  for  $S_{kN}$ . Let

$$\tilde{B}_{2N} = \sqrt{Nh_N} \left( \begin{bmatrix} \frac{\mu''_+(c)}{2}S_{2N} \\ \frac{\mu''_+(c)}{2}S_{3N} \end{bmatrix} + \bar{\nu}_N + \begin{bmatrix} T_{0N} \\ T_{1N} \end{bmatrix} \right).$$

Let  $\check{B}_{2N}$  be similarly defined. Note that

$$\tilde{A}_{1N}^{-1} \tilde{A}_{2N} = \begin{bmatrix} \mu_+(c) \\ \mu'_+(c) \end{bmatrix} + \frac{1}{\sqrt{Nh_N}} \tilde{A}_{1N}^{-1} \tilde{B}_{2N}$$

and similarly

$$\check{A}_{1N}^{-1} \check{A}_{2N} = \begin{bmatrix} \mu_+(c) \\ \mu'_+(c) \end{bmatrix} + \frac{1}{\sqrt{Nh_N}} \check{A}_{1N}^{-1} \check{B}_{2N}$$

Thus it remains to show that

$$\tilde{B}_{2N} = \check{B}_{2N} + \begin{bmatrix} O_p(h_N^{3/2} + N^{-1/4}h_N^{-1/2}) \\ O_p(h_N^{5/2} + N^{-1/4}h_N^{1/2}) \end{bmatrix}.$$

The above claim follows immediately from the bounds in **Lemmas B.12**, **B.14**, and **B.15**.  $\square$

**Central limit theorem and variance estimation.** Under a Taylor expansion ([Assumption B.3](#)) of  $\mu_+(r)$ , we have that, so long as  $h_N = o(N^{-1/5})$ ,

$$\sqrt{Nh_N}(\tilde{\beta}_0 - \mu_+(c)) = \underbrace{\frac{1}{\sqrt{Nh_N}} \sum_{i=1}^N \frac{\nu_2 - \nu_1 \frac{R_{it_1} - \rho(c)}{h_N}}{(\nu_0 \nu_2 - \nu_1^2) f(\rho(c)) \mathbb{P}(J_i(c) = 1)}}_{Z_N} \cdot W_i(c, h_N) \cdot (Y_i(c) - \mu_+(R_{it_1})) + o_p(1)$$

via a standard argument. See, for instance, [Imbens and Lemieux \(2008\)](#); [Hahn et al. \(2001\)](#); [Imbens and Kalyanaraman \(2012\)](#).

**Theorem B.4.** When  $h_N = o(N^{-1/5})$ , under [Assumptions B.2 to B.4](#), we have the following central limit theorem:

$$\hat{\sigma}_N^{-1}(\tilde{\beta}_0 - \mu_+(c)) \xrightarrow{d} \mathcal{N}(0, 1)$$

where the variance estimate is

$$\hat{\sigma}_N^2 = \frac{4Nh_N}{N_+} \left( \frac{1}{N_+} \sum_{i=1}^N W_i(C_N, h_N) Y_i(C_N)^2 - \hat{\beta}_0^2 \right) \quad N_+ = \sum_{i=1}^N W_i(C_N, h_N).$$

*Proof.* The central limit theorem follows from [Lemma B.18](#), which shows normality of  $Z_N$  under Lyapunov conditions, and [Lemma B.20](#), which shows consistency of  $\hat{\sigma}_N^2$ .  $\square$

**Guide to the lemmas.** We conclude the main text of this appendix section with a guide to the lemmas that are appended in the rest of the section ([Appendices B.1 to B.5](#)). The key to the bounds is placing ourselves in an event that is well-behaved, in the sense that the ordering of the sample cutoffs  $C_N$  agrees with its population counterpart. This is dealt with in [Appendix B.1](#). Under such an event, all but  $\sqrt{N}$  of students' qualification statuses in sample disagree with those in population, yielding bounds related to  $J_i$  ([Appendix B.2](#)) and  $J_i Y_i(C_N)$  ([Appendix B.3](#)). Having dealt with  $J_i(C_N, h_N) \neq J_i(c)$ , we can bound the discrepancy due to  $\rho(C_N) \neq \rho(c)$ , and those are in [Corollary B.13](#) and [Lemma B.14](#) in [Appendix B.4](#). Lastly, [Appendix B.5](#) contains lemmas that are useful for the CLT and variance estimation parts of the argument.

### B.1. Placing ourselves on well-behaved events.

**Lemma B.5.** Let  $0 \leq M_N \rightarrow \infty$  diverge. Let  $A_N = A_N(M_N, h_N)$  be the following event: Let

$$g_s^{-1}(Q_s, c_s) \equiv \inf \left\{ r \in [0, 1] : \frac{Q_s + r}{\bar{q}_s + 1} \geq c_s \right\} \quad \text{where } \inf_{[0,1]} \emptyset = 1.$$

be the test-score space cutoff corresponding to students of discrete level  $Q_s$ .

- (1) ( $c$  and  $C_N$  agree on all  $q_s^*$ ) For any school  $s$  and any  $q \in \{0, \dots, \bar{q}_s\}$ ,  $g_s^{-1}(q, C_N) \in (0, 1)$  if and only if  $g_s^{-1}(q, c) \in (0, 1)$ . If  $g_s^{-1}(q, C_N) \notin (0, 1)$ , then  $g_s^{-1}(q, C_N) = g_s^{-1}(q, c)$ .
- (2) The cutoffs converge for every  $s, q$ :

$$\max_s \max_q |g_s^{-1}(q, c_s) - g_s^{-1}(q, C_{s,N})| \leq M_N N^{-1/2}.$$

- (3) ( $c$  and  $C_N$  agree on all the ordering of  $r_{t,s}$ ) For any schools  $s_1, s_2$  which uses the same test  $t$ ,  $r_{t,s_1}(C_N)$  and  $r_{t,s_2}(C_N)$  are exactly ordered as  $r_{t,s_1}(c)$  and  $r_{t,s_2}(c)$ .

- (4) For all  $\succ, Q$ ,  $\rho(C_N) + h_N < \underline{R}_{t_1}(s_1; \succ, Q, C_N)$  if and only if  $\rho(c) < \underline{R}_{t_1}(s_1; \succ, Q, c)$ .
- (5) Suppose  $s_0$  is a test-score school that uses  $t_1$ . For all  $\succ, Q$ ,  $\rho(C_N) - h_N > \underline{r}_{t_1}(s_0; Q, \succ, C_N)$  if and only if  $\rho(c) > \underline{r}_{t_1}(s_0; Q, \succ, c)$

Under [Assumptions 2.1](#) and [4.1](#) and  $h_N \rightarrow 0$ ,  $A_N$  occurs almost surely eventually:

$$\lim_{N \rightarrow \infty} P(A_N) = 1.$$

*Proof.* Since intersections of eventually almost sure events are eventually almost sure, it suffices to show that the following types events individually occur with probability tending to one:

- (1) For any fixed  $s$  and any  $q \in \{0, \dots, \bar{q}_s\}$ ,  $g_s^{-1}(q, C_{s,N}) \in (0, 1)$  if and only if  $g_s^{-1}(q, c_s) \in (0, 1)$ . If  $g_s^{-1}(q, C_{s,N}) \notin (0, 1)$ , then  $g_s^{-1}(q, C_{s,N}) = g_s^{-1}(q, c_s)$ .
- If  $s$  is undersubscribed in population  $c_s = 0$ , then (3) in [Assumption 4.1](#) implies that eventually  $C_{s,N} = c_s = 0$ . On that event,  $g_s^{-1}(q, c) = g_s^{-1}(q, C_N)$ .
  - Otherwise, suppose  $c_s \in (0, 1)$ . By (2) in [Assumption 4.1](#),  $c_s$  does not equal any exact  $q/(\bar{q}_s + 1)$ . Note that by [Assumption 2.1](#), for any fixed  $\epsilon > 0$ ,  $P(C_{s,N} \in [c_s - \epsilon, c_s + \epsilon]) \rightarrow 1$ . We can choose  $\epsilon$  such that for some unique  $q$ ,

$$\frac{q}{\bar{q}_s + 1} < \frac{q + c_s - \epsilon}{\bar{q}_s + 1} \leq \frac{q + c_s + \epsilon}{\bar{q}_s + 1} < \frac{q + 1}{\bar{q}_s + 1}.$$

Thus, for that  $q$ ,  $C_{s,N} \in [c_s - \epsilon, c_s + \epsilon]$  implies that both  $g^{-1}(q, C_N)$  and  $g^{-1}(q, c)$  are interior. For all  $q' < q$ , both are equal to 1 and for all  $q' > q$ , both are equal to zero.

- (2) For fixed  $s, q$ ,  $|g_s^{-1}(q, c_s) - g_s^{-1}(q, C_{s,N})| \leq M_N N^{-1/2}$
- If  $q \neq q_s^*$ , with probability tending to 1  $|g_s^{-1}(q, c_s) - g_s^{-1}(q, C_{s,N})| = 0$ .
  - If  $q = q_s^*$ , then since  $\max_s |c_s - C_{s,N}| = O_p(N^{-1/2})$  and  $g_s(q, \cdot)$  is affine, the preimage is also  $O_p(N^{-1/2})$  (uniformly over  $s$ ).
- (3) For fixed schools  $s_1, s_2$  which uses the same test  $t$ ,  $r_{t,s_1}(C_N)$  and  $r_{t,s_2}(C_N)$  are exactly ordered as  $r_{t,s_1}(c)$  and  $r_{t,s_2}(c)$ .
- Suppose  $r_{t,s_1}(c) > r_{t,s_2}(c)$ . Note that for any  $\epsilon > 0$ ,  $P[r_{t,s_1}(C_N) > r_{t,s_1}(c) - \epsilon] \rightarrow 1$  by [Assumption 2.1](#). Similarly,  $P[r_{t,s_2}(C_N) < r_{t,s_2}(c) + \epsilon] \rightarrow 1$ . Therefore, we may take  $\epsilon = \frac{r_{t,s_1}(c) - r_{t,s_2}(c)}{2}$ .
  - Suppose  $r_{t,s_1}(c) = r_{t,s_2}(c)$ . Then by (3) in [Assumption 4.1](#), both schools are undersubscribed. In that case, (2) in [Assumption 4.1](#) implies that  $r_{t,s_1}(C_N) = r_{t,s_2}(C_N)$  eventually almost surely.
- (4) For a fixed  $\succ, Q$  and  $h_N \rightarrow 0$ ,  $\rho(C_N) + h_N < \underline{R}_{t_1}(s_1; \succ, Q, C_N)$  if and only if  $\rho(c) < \underline{R}_{t_1}(s_1; \succ, Q, c)$ .
- By [Assumption 4.1](#),  $\rho(c) \in (0, 1)$ , and hence  $\rho(c) \neq \underline{R}_{t_1}(s_1; \succ, Q, c)$  for any  $\succ, Q$ . The event in (2) implies

$$|\rho(C_N) - \rho(c)| < M_N N^{-1/2}$$

and  $|\underline{R}_{t_1}(s_1; \succ, Q, C_N) - \underline{R}_{t_1}(s_1; \succ, Q, c)| < M_N N^{-1/2}$ . Under this event, since  $h_N \rightarrow 0$ , we have  $\rho(C_N) + h_N < \underline{R}_{t_1}(s_1; \succ, Q, C_N)$  for all sufficiently large  $N$ . Hence if (2) occurs almost surely eventually, then (4) must also.  $\square$

- (5) Suppose  $s_0$  is a test-score school that uses  $t_1$ . For all  $\succ, Q$ ,  $\rho(C_N) - h_N > \underline{r}_{t_1}(s_0; Q, \succ, C_N)$  if and only if  $\rho(c) > \underline{r}_{t_1}(s_0; Q, \succ, c)$ .

- The proof of this claim is similar to the proof of the last claim (4).

**Remark B.6.** We work with nonstochastic sequences of the bandwidth parameter  $h_N$ . If the bandwidth parameter is a stochastic  $H_N$ , then we can modify by appending to  $A_N$  the event  $H_N < M_N h_N$  for some nonstochastic sequence  $h_N$ . If  $H_N = O_p(h_N)$ , then  $P(H_N < M_N h_N) \rightarrow 1$ ; as a result, our subsequent conclusions are not affected. ■

**B.2. Bounding discrepancy in  $J_i$ .** By studying the implications of the event  $A_N$ —all score cutoffs are induced by  $C_N$  agrees with that induced by  $c$  and all almost-sure-qualification statuses also agree—we immediately have the following result, which, roughly speaking, implies that the event  $J_i(C_N) \neq J_i(c)$  is a subset of an event where  $R_i$  belongs to a set of Lebesgue measure at most  $M_N N^{-1/2}$ .

**Lemma B.7.** *On the event  $A_N$ ,*

- (1) For all  $i$ ,  $I_i(c) = I_i(C_N)$ .
- (2) For all  $i$ ,  $I_{1i}(c, 0) = I_{1i}(C_N, h_N)$ .
- (3) For all  $i$ ,  $I_{10i}(c) = I_{10i}(C_N)$ .
- (4) For  $t \neq t_0, t_1$ ,  $I_{ti}(c) \neq I_{ti}(C_N)$  implies that (a)  $\underline{R}_t(s_0; Q_i, \succ_i, C_N) \in (0, 1)$ , (b)

$$|\underline{R}_t(s_0; Q_i, \succ_i, C_N) - \underline{R}_t(s_0; Q_i, \succ_i, c)| \leq M_N N^{-1/2},$$

and (c)  $R_{it}$  is between  $\underline{R}_t(s_0; Q_i, \succ_i, C_N)$  and  $\underline{R}_t(s_0; Q_i, \succ_i, c)$ .

- (5) If  $s_0$  is a test score school using  $t_0$  and  $t_1 = t_0$ , then  $I_{0i}(C_N) = I_{0i}(c)$ .
- (6) If  $s_0$  is a test score school using  $t_0$  and  $t_1 \neq t_0$ ,  $I_{0i}(c) \neq I_{0i}(C_N)$  implies that (a)

$$\underline{R}_{t_0}(s_0; Q_i, \succ_i, C_N) \in (0, 1),$$

(b)

$$|\underline{R}_{t_0}(s_0; Q_i, \succ_i, C_N) - \underline{R}_{t_0}(s_0; Q_i, \succ_i, c)| \leq M_N N^{-1/2},$$

(c)

$$|\underline{r}_{t_0}(s_0; Q_i, \succ_i, C_N) - \underline{r}_{t_0}(s_0; Q_i, \succ_i, c)| \leq M_N N^{-1/2},$$

and (d) either  $R_{it_0}$  is between  $\underline{R}_{t_0}(s_0; Q_i, \succ_i, C_N)$  and  $\underline{R}_{t_0}(s_0; Q_i, \succ_i, c)$ , or  $R_{it_0}$  is between  $\underline{r}_{t_0}(s_0; Q_i, \succ_i, C_N)$  and  $\underline{r}_{t_0}(s_0; Q_i, \succ_i, c)$ .

- (7) Under [Assumption B.1](#), for all  $i$ ,  $\pi_i(c) = 0$  if and only if  $\pi_i(C_N) = 0$ . Moreover, if  $\pi_i(c) > 0$ , then

$$|\pi_i(C_N) - \pi_i(c)| \leq LBM_N N^{-1/2}.$$

*Proof.* Every claim is immediate given the definition of  $A_N$  in [Lemma B.5](#). □

**Corollary B.8.** *On the event  $A_N$ , the disagreement  $J_i(C_N, h_N) \neq J_i(c, h_N)$  implies that  $(R_{it} : t \neq t_1) \in K(\succ_i, Q_i; c)$ , where  $\mu_{\mathbb{R}^{T-1}}(K(\succ_i, Q_i; c)) \leq TM_N N^{-1/2}$ . Moreover, under [Assumption 4.1](#), for all sufficiently small  $h_N$ ,  $J_i(c, h_N) = J_i(c)$  does not depend on  $h_N$ .*

*Proof.*  $J_i(C_N, h_N) \neq J_i(c, h_N)$  implies that at least one of  $I_i, I_{t_i}, I_{0i}$  have a disagreement over  $c$  and  $C_N$ . On  $A_N$ , disagreements of  $I_{t_i}$  imply that  $R_{t_i}$  is contained in a region of measure at most  $M_N N^{-1/2}$ . If  $t_1 = t_0$ , then the union of disagreements over  $I_{t_i}$  is a region of size at most  $(T - 1)M_N N^{-1/2}$ , and  $I_i, I_{0i}$  has no disagreement. If  $t_1 \neq t_0$ , disagreements of  $I_{0i}$  imply that  $R_{it_0}$  is contained in a region of measure at most  $2M_N N^{-1/2}$ , and hence the union of disagreements is a region of size at most  $TM_N N^{-1/2}$ . Neither case implies anything about  $R_{it_1}$ . The only part of  $J_i$  that depends on  $h_N$  is  $I_1(c, h_N)$ , which does not depend on  $h_N$  when  $h_N$  is sufficiently small due to [Assumption 4.1](#).  $\square$

**Corollary B.9.** *Suppose  $M_N = o(N^{1/2})$ . On the event  $A_N$ , there exists some  $\eta > 0$ , independently of  $M_N$ , such that for all sufficiently large  $N$ , if  $\pi_i(C_N) > 0$  then  $\pi_i(C_N) \geq \eta$ . Equivalently,  $1/\pi_i(C_N) < 1/\eta$  whenever defined.*

*Proof.* Let  $\eta = \min\{v = \pi_i(c) : v > 0\}/2 > 0$ . Under  $A_N$ ,  $\pi_i(c) = 0$  if and only if  $\pi_i(C_N) = 0$  and  $\pi_i(C_N)$  is uniformly  $o(1)$  away from  $\pi_i(c)$ . Hence for sufficiently large  $N$ , the discrepancy between  $\pi_i(c)$  and  $\pi_i(C_N)$  is bounded above by  $\eta$ , thereby  $\pi_i(C_N) > \eta$  as long as  $\pi_i(C_N) > 0$ .  $\square$

**Lemma B.10.** *Let  $\Gamma_i \geq 0$  be some random variable at the student level where*

$$\mathbb{E}[\Gamma_i \mid R_i, \succ_i, Q_i, Z_i] < B_M < \infty$$

*almost surely. Under [Assumptions 2.1, 4.1, and B.1](#), assuming  $N^{-1/2} = o(h_N)$ , the discrepancy of the sample selection is of the following stochastic order:*

$$F_N \equiv \frac{1}{\sqrt{N}h_N} \sum_{i=1}^N |J_i(C_N, h_N) - J_i(c, h_N)| I_{1i}^+(C_N, h_N) \Gamma_i = O_p(1).$$

*Proof.* On the event  $A_N$ ,  $|\rho(c) - \rho(C_N)| \leq M_N N^{-1/2}$ . Then, on  $A_N$ ,

$$\begin{aligned} \sqrt{N}h_N F_N &= \sum_{i=1}^N |J_i(C_N) - J_i(c)| I_{1i}^+(C_N, h_N) \Gamma_i \\ &\leq \sum_{i=1}^N \mathbb{1}[(R_{it} : t \neq t_1) \in K(\succ_i, Q_i; c)] \mathbb{1}(R_{it_1} \in [\rho(c) - M_N N^{-1/2}, \rho(c) + M_N N^{-1/2} + h_N]) \Gamma_i \\ &\equiv \sqrt{N}h_N G_N(M_N). \end{aligned}$$

Hence, under [Lemma B.5](#), for any sequence  $M_N \rightarrow \infty$ , since the corresponding  $P(A_N) \rightarrow 1$ ,

$$F_N = F_N A_N + o_p(1) \leq G_N(M_N) A_N + o_p(1) \leq G_N(M_N) + o_p(1).$$

Since  $G_N \geq 0$  almost surely, by Markov's inequality, [Assumption B.1](#), and  $N^{-1/2} = o(h_N)$ ,

$$G_N = O_p(\mathbb{E}[G_N]) = \frac{1}{\sqrt{N}h_N} \cdot O_p\left(N \cdot (TM_N N^{-1/2}) \cdot (2M_N N^{-1/2} + h_N) \cdot B\right) \leq M_N^2 O_p(1).$$

Note that

$$\mathbb{E}[G_N] = \frac{1}{\sqrt{N}h_N} N \mathbb{E}\left[R_i \in \tilde{K}(\succ_i, Q_i; c)\right] \mathbb{E}[\Gamma_i \mid R_i \in \tilde{K}(\succ_i, Q_i; c)]$$

$$\begin{aligned}
&\leq \frac{\sqrt{N}}{h_N} B \cdot (TM_N N^{-1/2}) \cdot (2M_N N^{-1/2} + h_N) \cdot B_M \\
&= O(M_N^2)
\end{aligned}$$

Therefore, for any  $M_N \rightarrow \infty$ , no matter how slowly,  $F_N = O_p(M_N^2)$ . This implies that  $F_N = O_p(1)$ .  $\square$

### B.3. Bounding discrepancy in terms involving $Y_i(C_N)$ .

**Lemma B.11.** Fix  $M_N \rightarrow \infty$ . Suppose that  $\mathbb{E}[|Y_i(s_1)| \mid R_i, \succ_i, Q_i, Z_i] < B_M < \infty$  almost surely. Then the difference

$$\left| \sum_{i=1}^N J_i(C_N, h_N) I_1^+(C_N, h_N) Y_i(C_N) - \sum_{i=1}^N J_i(C_N, h_N) I_1^+(C_N, h_N) Y_i(C_N) \right| \leq \Delta_{1N} + \Delta_{2N} + \Delta_{3N}$$

where

$$\begin{aligned}
\Delta_{1N} &= \sum_i I_i^+(C_N, h_N) J_i(c, h_N) \left| \frac{D_i^\dagger(C_N)}{\pi_i(C_N)} - \frac{D_i^\dagger(c)}{\pi_i(c)} \right| Y_i(s_1) \\
\Delta_{2N} &= \sum_i I_i^+(C_N, h_N) \frac{D_i^\dagger(c)}{\pi_i(c)} |J_i(C_N, h_N) - J_i(c, h_N)| Y_i(s_1) \\
\Delta_{3N} &= \sum_i I_i^+(C_N, h_N) |J_i(C_N, h_N) - J_i(c, h_N)| \left| \frac{D_i^\dagger(C_N)}{\pi_i(C_N)} - \frac{D_i^\dagger(c)}{\pi_i(c)} \right| Y_i(s_1).
\end{aligned}$$

Moreover, under [Assumptions 2.1, 4.1, and B.1](#), for  $j = 1, 2, 3$ ,  $\frac{\Delta_{jN}}{\sqrt{N}h_N} = O_p(1)$ . As a result,

$$\left| \sum_{i=1}^N J_i(C_N, h_N) I_1^+(C_N, h_N) Y_i(C_N) - \sum_{i=1}^N J_i(C_N, h_N) I_1^+(C_N, h_N) Y_i(C_N) \right| = O_p\left(N^{1/2}h_N\right).$$

*Proof.* The part before “moreover” follows from adding and subtracting and triangle inequality. To prove the claim after “moreover,” first, note that by [Corollary B.9](#), for all sufficiently large  $N$ , the inverse propensity weight  $1/\pi_i < 1/\eta$ . Immediately, then,  $\Delta_{2N}, \Delta_{3N}$  are bounded above by

$$\sum_i I_i^+(C_N, h_N) |J_i(C_N, h_N) - J_i(c, h_N)| \cdot Y_i(s_1) = O_p(\sqrt{N}h_N)$$

via [Lemma B.10](#).

By the same argument where we bound  $1/\pi_i$ ,

$$\Delta_{1N} = \sum_{i=1}^N I_i^+(C_N, h_N) J_i(c, h_N) \left| \frac{1}{\pi_i(C_N)} - \frac{1}{\pi_i(c)} \right| D_i^\dagger(c) Y_i(s_1) + O_p(\sqrt{N}h_N).$$

By [Lemma B.7](#),

$$\left| \frac{1}{\pi_i(C_N)} - \frac{1}{\pi_i(c)} \right| < M_N N^{-1/2}.$$

On  $A_N$ , since

$$\sum_i I_i^+(C_N, h_N) J_i(c, h_N) D_i^\dagger(c) Y_i(s_1) \leq \sum_i \mathbb{1}(R_i \in \tilde{K}(\succ_i, Q_i; c)) Y_i(s_1)$$



where  $\sup_{\succ_i, Q_i} \mu(K(\succ_i, Q_i; c)) = O(h_N)$ . We have again by Markov's inequality and the bound on the conditional first moment of  $Y_i(s_1)$ ,

$$\sum_i I_i^+(C_N, h_N) J_i(c, h_N) D_i^\dagger(c) Y_i(s_1) = O_p(Nh_N).$$

Hence  $\Delta_{1N} = O_p(\sqrt{N}h_N)$ . □

#### B.4. Bounding terms involving $x_i$ and $I_{1i}^+$ .

**Lemma B.12.** *Suppose  $N^{-1/2} = o(h_N)$ . Consider*

$$S_{k,N}(\rho) \equiv \frac{1}{Nh_N} \sum_{i=1}^N J_i(c)(R_{it_1} - \rho)^k \mathbb{1}(R_{it_1} \in [\rho, \rho + h_N]).$$

Then, under [Assumptions 2.1, 4.1, and B.1](#),

$$|S_{k,N}(\rho(C_N)) - S_{k,N}(\rho(c))| = O_p\left(h_N^{k-1}N^{-1/2}\right) = o_p(h_N^k).$$

*Proof.* Suppose  $N$  is sufficiently large such that  $M_N N^{-1/2} < h_N$ . On the event  $A_N$ ,

$$|S_{k,N}(\rho(C_N)) - S_{k,N}(\rho(c))| \leq \sup \left\{ |S_{k,N}(\rho) - S_{k,N}(\rho(c))| : \rho \in [\rho(c) - M_N N^{-1/2}, \rho(c) + M_N N^{-1/2}] \right\}.$$

For a fixed  $\rho \in [\rho(c) - M_N N^{-1/2}, \rho(c) + M_N N^{-1/2}]$ , the difference

$$\begin{aligned} |S_{k,N}(\rho(C_N)) - S_{k,N}(\rho(c))| &\leq \frac{1}{Nh_N} \sum_{i=1}^N J_i(c) \mathbb{1}(R_{it_1} \in [\rho(c), \rho(c) + h_N]) \Delta_{1ik} \\ &\quad + \frac{1}{Nh_N} \sum_{i=1}^N J_i(c) \mathbb{1}(R_{it_1} \in \Delta_2) (R_{it_1} - \rho)^k \\ &\quad + \frac{1}{Nh_N} \sum_{i=1}^N J_i(c) \mathbb{1}(R_{it_1} \in \Delta_2) \Delta_{1ik} \end{aligned}$$

where  $\Delta_{1ik} = |(R_{it_1} - \rho)^k - (R_{it_1} - \rho(c))^k|$  and  $\Delta_2 = [\rho, \rho(c)] \cup [\rho + h_N, \rho(c) + h_N]$  if  $\rho < \rho(c)$  and  $[\rho(c), \rho] \cup [\rho(c) + h_N, \rho + h_N]$  otherwise.

Note that  $\Delta_{1ik} = 0$  if  $k = 0$ . If  $k > 0$  then

$$\Delta_{ik} < |\rho - \rho(c)| k (2M_N N^{-1/2} + h_N)^{k-1} < B_k M_N N^{-1/2} h_N^{k-1}$$

for some constants  $B_k$ , by the difference of two  $k^{\text{th}}$  powers formula. Let  $B_0 = 0$ , then the first term is bounded by

$$B_k M_N N^{-1/2} h_N^{k-1} \cdot \frac{1}{Nh_N} \sum_{i=1}^N J_i(c) \mathbb{1}(R_{it_1} \in [\rho(c), \rho(c) + h_N]).$$

The second term is bounded by

$$B'_k h_N^k \frac{1}{Nh_N} \sum_{i=1}^N J_i(c) \mathbb{1}(R_{it_1} \in \Delta_2)$$

for some constants  $B'_k$  where  $B'_0 = 1$ . The third term is bounded by

$$B_k M_N N^{-1/2} h_N^{k-1} \frac{1}{N h_N} \sum_{i=1}^N J_i(c) \mathbb{1}(R_{it_1} \in \Delta_2)$$

These bounds hold regardless of  $\rho$ , and hence taking the supremum over  $\rho$  yields that, for any  $M_N \rightarrow \infty$ ,

$$\begin{aligned} |S_{k,N}(\rho(C_N)) - S_{k,N}(\rho(c))| &= O_p \left( B_k M_N N^{-1/2} h_N^{k-1} + h_N^{k-1} M_N N^{-1/2} + B_k M_N N^{-1} h_N^{k-2} \right) \\ &= O_p(M_N h_N^{k-1} N^{-1/2}). \end{aligned}$$

Hence  $|S_{k,N}(\rho(C_N)) - S_{k,N}(\rho(c))| = O_p(h_N^{k-1} N^{-1/2})$ .  $\square$

**Corollary B.13.** *The conclusion of Lemma B.12 continues to hold if each term of  $S_{k,N}(\rho)$  is multiplied with some independent  $\Gamma_i$  where  $\mathbb{E}[|\Gamma_i| \mid R_i, \succ_i, Q_i, Z_i] < B_M < \infty$  almost surely.*

*Proof.* The bounds continue to hold where the right-hand side involves terms like

$$\frac{1}{N h_N} \sum_{i=1}^N J_i(c) \mathbb{1}(R_{it_1} \in \Delta_2) |\Gamma_i|.$$

The last step of the proof to Lemma B.12 uses Markov's inequality, which incurs a constant of  $B_M$  since terms like

$$\mathbb{E}[|\Gamma_i| \mid J_i(c) \mathbb{1}(R_{it_1} \in \Delta_2) = 1] \leq B_M.$$

$\square$

**Lemma B.14.** *Suppose  $N^{-1/2} = o(h_N)$ . Suppose  $\epsilon_i$  are independent over  $i$  with  $\mathbb{E}[\epsilon_i \mid J_i(c), R_{it_1}] = 0$  and  $\text{Var}[\epsilon_i \mid J_i(c), R_{it_1}] < B_V < \infty$  almost surely. Consider*

$$T_{k,N}(\rho) \equiv \frac{1}{N h_N} \sum_{i=1}^N J_i(c, h_N) (R_{it_1} - \rho)^k \mathbb{1}(R_{it_1} \in [\rho, \rho + h_N]) \epsilon_i.$$

Then, under Assumptions 2.1, 4.1, and B.1, for  $k = 0, 1$ ,

$$|T_{k,N}(\rho(C_N)) - T_{k,N}(\rho(c))| = O_p \left( N^{-1/4} \cdot N^{-1/2} \cdot h_N^{k-1} \right).$$

*Proof.* Suppose  $N$  is sufficiently large such that  $M_N N^{-1/2} < h_N$ . On the event  $A_N$ ,

$$|T_{k,N}(\rho(C_N)) - T_{k,N}(\rho(c))| \leq \sup \left\{ |T_{k,N}(\rho) - T_{k,N}(\rho(c))| : \rho \in [\rho(c) - M_N N^{-1/2}, \rho(c) + M_N N^{-1/2}] \right\}.$$

For a fixed  $\rho \in [\rho(c) - M_N N^{-1/2}, \rho(c) + M_N N^{-1/2}]$ , the difference

$$\begin{aligned} |T_{k,N}(\rho(C_N)) - T_{k,N}(\rho(c))| &\leq \frac{1}{N h_N} \left| \sum_{i=1}^N J_i(c) \mathbb{1}(R_{it_1} \in [\rho(c), \rho(c) + h_N]) \Delta_{1ik} \epsilon_i \right| \\ &\quad + \frac{1}{N h_N} \left| \sum_{i=1}^N J_i(c) \mathbb{1}(R_{it_1} \in \Delta_2) (R_{it_1} - \rho)^k \epsilon_i \right| \\ &\quad + \frac{1}{N h_N} \left| \sum_{i=1}^N J_i(c) \mathbb{1}(R_{it_1} \in \Delta_2) \Delta_{1ik} \epsilon_i \right| \end{aligned}$$

where  $\Delta_{1ik} = |(R_{it_1} - \rho)^k - (R_{it_1} - \rho(c))^k|$  and  $\Delta_2 = [\rho, \rho(c)] \cup [\rho + h_N, \rho(c) + h_N]$  if  $\rho < \rho(c)$  and  $[\rho(c), \rho] \cup [\rho(c) + h_N, \rho + h_N]$  otherwise. Note that  $\Delta_{1ik} = 0$  if  $k = 0$  and  $\Delta_{1ik} = |\rho - \rho(c)| < M_N N^{-1/2}$  if  $k = 1$ .

We first show that

$$\left| \sum_{i=1}^N \mathbb{1}(R_{it_1} \in \Delta_2) \eta_i \right| = O_p(N^{1/4}) \quad \eta_i \equiv J_i(c, h_N) \epsilon_i$$

Note that the event

$$\begin{aligned} \sum_{i=1}^N \mathbb{1}(R_{it_1} \text{ is between } \rho(c) \text{ and } \rho, \text{ for some } \rho \in [\rho(c) - M_N N^{-1/2}, \rho(c) + M_N N^{-1/2}]) \\ < 2M_N \cdot B M_N N^{-1/2} = 2B M_N^2 N^{-1/2} \equiv K_N \end{aligned}$$

occurs with probability tending to 1, and so does the event

$$\sum_{i=1}^N \mathbb{1}(R_{it_1} \text{ is between } \rho(c) + h_N \text{ and } \rho + h_N, \text{ for some } \rho \in [\rho(c) - M_N N^{-1/2}, \rho(c) + M_N N^{-1/2}]) < K_N.$$

On both events, the sum

$$\left| \sum_{i=1}^N \mathbb{1}(R_{it_1} \in \Delta_2) \eta_i \right| \leq \sup_{U_1 < K_N} \left| \sum_{1 \leq u_1 \leq U_1} \eta_1(u_1) \right| + \sup_{U_2 < K_N} \left| \sum_{1 \leq u_2 \leq U_2} \eta_2(u_2) \right|$$

where we label the observation such that  $\eta_1(u)$  is the  $u^{\text{th}}$   $\eta_i$  with  $R_{it_1}$  closest to  $\rho(c)$  and  $\eta_2(u)$  is the  $u^{\text{th}}$   $\eta_i$  with  $R_{it_1}$  closest to  $\rho(c) + h_N$ . Observe that  $Z_{1U} \equiv \sum_{1 \leq u \leq U} \eta_1(u)$  is a martingale adapted to the filtration  $\mathcal{F}_U = \sigma \{(R_{it_1})_{i=1}^N, \eta_1(u) : u \leq U\}$ . By Kolmogorov's maximal inequality,

$$\mathbb{P} \left( \sup_{U \leq K_N} |Z_{1U}| \geq t \right) \leq \frac{\mathbb{E}[Z_{1K_N}^2]}{t^2} \leq \frac{K_N B_V}{t^2}.$$

Similarly, we obtain the same bound for the terms involving  $\epsilon_2(u)$ . Hence

$$\sup_{U_1 < K_N} \left| \sum_{1 \leq u_1 \leq U_1} \eta_1(u_1) \right| + \sup_{U_2 < K_N} \left| \sum_{1 \leq u_2 \leq U_2} \eta_2(u_2) \right| = O_p(\sqrt{K_N}) = M_N O_p(N^{1/4}).$$

Therefore, since for any arbitrarily slowly diverging  $M_N$ , the three events that we place ourselves on occurs with probability tending to 1,  $|\sum_{i=1}^N \mathbb{1}(R_{it_1} \in \Delta_2) \eta_i| = O_p(N^{1/4})$ .

Now, we bound the three terms on the RHS. The second term is bounded above by

$$\frac{h_N^{k-1}}{N} \left| \sum_{i=1}^N J_i(c, h_N) \mathbb{1}(R_{it_1} \in \Delta_2) \eta_i \right| = O_p(h_N^{k-1} N^{-3/4}).$$

The third term is also  $O_p(h_N^{k-1} N^{-3/4})$  since  $\Delta_{1ik} < M_N N^{-1/2} = O(1)$  uniformly over  $i$ . The first term is zero if  $k = 0$ . If  $k = 1$ , the first term is bounded above by

$$M_N N^{-1/2-1} h_N^{-1} \sum_i \mathbb{1}(R_{it_1} \in [\rho(c), \rho(c) + h_N]) \eta_i.$$

Chebyshev's inequality suggests that

$$\sum_i \mathbb{1}(R_{it_1} \in [\rho(c), \rho(c) + h_N]) \eta_i = O_p \left( \sqrt{N} \sqrt{\text{Var}(\mathbb{1}(R_{it_1} \in [\rho(c), \rho(c) + h_N]) \eta_i)} \right) = O_p(\sqrt{N h_N}),$$

thus bounding the first term with  $O_p\left(N^{-1}h_N^{-1/2}\right) = o_p(h_N^{k-1}N^{-3/4})$ . Hence, since the above bounds are uniform over  $\rho \in [\rho(c) - M_N N^{-1/2}, \rho(c) + M_N N^{-1/2}]$ , the bound is  $O_p(N^{-3/4}h_N^{k-1})$  on the difference  $|T_{k,N}(\rho(C_N)) - T_{k,N}(\rho(c))|$ .  $\square$

**Lemma B.15.** *Suppose  $\nu(r; c, \rho)$  is such that*

$$|\nu(r; c, \rho)| < B_D(r - \rho(c))^3 + B_\mu(c)(|r - \rho(c)| + |\rho(c) - \rho|)|\rho(c) - \rho|.$$

*Then the difference*

$$\begin{aligned} & \bar{\nu}_N(C_N) - \bar{\nu}_N(c) \\ & \equiv \frac{1}{Nh_N} \sum_{i=1}^N J_i(c) I_{1i}^+(C_N, h_N) x_i(C_N) \nu(R_{it_1}; c, \rho(C_N)) - \frac{1}{Nh_N} \sum_{i=1}^N J_i(c) I_{1i}^+(c, h_N) x_i(c) \nu(R_{it_1}; c, \rho(c)) \\ & = o_p(h_N N^{-1/2}), \end{aligned}$$

*assuming  $N^{-1/2} = o(h_N)$ .*

*Proof.* On  $A_N$ , when  $I_{1i}^+ = 1$ , the  $\nu$  terms are uniformly bounded by

$$B_D(h_N + 2M_N N^{-1/2})^3 + 10B_\mu(c)(h_N + M_N N^{-1/2})M_N N^{-1/2} = O(h_N N^{-1/2} + h_N^3).$$

Thus, by [Lemma B.12](#), the difference is bounded by

$$O_p(h_N N^{-1/2} + h_N^3) \begin{bmatrix} N^{-1/2}/h_N \\ N^{-1/2} \end{bmatrix} = o_p(h_N N^{-1/2}).$$

$\square$

**Lemma B.16** (A modified version of Lemma A.2 in [Imbens and Kalyanaraman \(2012\)](#)). *Consider  $S_{k,N} = S_{k,N}(c)$  in [Lemma B.12](#). Then, under [Assumption B.4](#),*

$$S_{k,N} = \mathbb{P}(J_i(c) = 1) \cdot f(\rho(c)) h_N^k \int_0^{1/2} t^j dt + o_p(h_N^k),$$

*and, as a result,*

$$\begin{bmatrix} S_{0,N} & S_{1,N} \\ S_{1,N} & S_{2,N} \end{bmatrix}^{-1} = \begin{bmatrix} a_2 & -a_1/h_N \\ -a_1/h_N & a_2/h_N^2 \end{bmatrix} + \begin{bmatrix} o_p(1) & o_p(1/h_N) \\ o_p(1/h_N) & o_p(1/h_N^2) \end{bmatrix}$$

*where the constants are*<sup>23</sup>

$$a_k = \frac{\nu_k}{\mathbb{P}(J_i(c) = 1) f(\rho(c)) (\nu_0 \nu_2 - \nu_1^2)} = \frac{12/(k+1)}{\mathbb{P}(J_i(c) = 1) f(\rho(c))} \quad \nu_k = \int_0^1 t^k dt = \frac{1}{k+1}$$

*and  $f(\rho(c)) = p(R_{it_1} = \rho(c) \mid J_i(c) = 1)$  is the conditional density of the running variable at the cutoff point.*

<sup>23</sup>The constants  $\nu_k$  depends on the kernel choice, which we fix to be the uniform kernel  $K(x) = \mathbb{1}(x < 1/2)$ .

*Proof.* The presence of  $J_i(c)$  adds  $\mathbb{P}(J_i(c) = 1)$  to the final result, via conditioning on  $J_i(c) = 1$ . The rest of the result follows directly from Lemma A.2 in [Imbens and Kalyanaraman \(2012\)](#) when working with the joint distribution conditioned on  $J_i(c) = 1$ .  $\square$

### B.5. Central limit theorem and variance estimation.

**Lemma B.17.** *Let*

$$Z_N = \frac{1}{\sqrt{N}h_N} \sum_{i=1}^N W_i(c, h_N) \frac{4 - 6 \frac{R_{it_1} - \rho(c)}{h_N}}{\mathbb{P}(J_i(c) = 1)f(\rho(c))} \epsilon_i$$

Then, under [Assumptions B.2](#) and [B.4](#),

$$\text{Var}(Z_N) \rightarrow \frac{4}{\mathbb{P}(J_i(c) = 1)f(\rho(c))} \sigma_+^2$$

as  $N \rightarrow \infty$ .

*Proof.* It suffices to compute the limit

$$\begin{aligned} & \mathbb{E} \left[ \frac{\mathbb{1}(R_{it_1} \in [\rho(c), \rho(c) + h_N])}{h_N} \left( 2 - 3 \frac{R_{it_1} - \rho(c)}{h_N} \right)^2 \epsilon_i^2 \mid J_i(c) = 1 \right] \\ &= \mathbb{E} \left[ \frac{\mathbb{1}(R_{it_1} \in [\rho(c), \rho(c) + h_N])}{h_N} \left( 2 - 3 \frac{R_{it_1} - \rho(c)}{h_N} \right)^2 \mathbb{E}[\epsilon_i^2 \mid J_i(c) = 1, R_{it_1}] \mid J_i(c) = 1 \right] \\ &= \frac{1}{h_N} \int_{\rho(c)}^{\rho(c) + h_N} \left( 2 - 3 \frac{r - \rho(c)}{h_N} \right)^2 \sigma_+^2(r) f(r) dr \quad (\text{Denote the conditional variance with } \sigma_+^2) \\ &= \int_0^1 (2 - 3v)^2 \sigma_+^2(\rho(c) + h_N v) f(\rho(c) + h_N v) dv \\ &\rightarrow \sigma_+^2 f(\rho(c)) \cdot \int_0^1 (2 - 3v)^2 dv \quad (\text{Dominated convergence and continuity}) \\ &= \sigma_+^2 f(\rho(c)). \end{aligned}$$

Thus, the limiting variance is

$$\frac{1}{Nh_N} \cdot N \cdot \mathbb{P}(J_i(c) = 1) \cdot \frac{4h_N}{\mathbb{P}(J_i(c) = 1)^2 f(\rho(c))^2} (\sigma_+^2 f(\rho(c)) + o(1)) \rightarrow \frac{4}{\mathbb{P}(J_i(c) = 1)f(\rho(c))}.$$

$\square$

**Lemma B.18** (Lyapunov). *Let*

$$Z_N = \frac{1}{\sqrt{N}h_N} \sum_{i=1}^N W_i(c, h_N) \frac{4 - 6 \frac{R_{it_1} - \rho(c)}{h_N}}{\mathbb{P}(J_i(c) = 1)f(\rho(c))} \epsilon_i \equiv \sum_{i=1}^N Z_{N,i}.$$

Then, under [Assumptions B.2](#) and [B.4](#)  $N \mathbb{E}|Z_{N,i}|^{2+\varepsilon} \rightarrow 0$  where  $\varepsilon$  is given in [Assumption B.2](#). Hence

$$Z_N \xrightarrow{d} \mathcal{N} \left( 0, \frac{4}{\mathbb{P}(J_i(c) = 1)f(\rho(c))} \sigma_+^2 \right).$$

*Proof.* The part after “hence” follows directly from the Lyapunov CLT for triangular arrays.

Now,

$$\mathbb{E}|Z_{N,i}|^{2+\varepsilon} = \frac{\mathbb{P}(J_i(c) = 1)}{Nh_N(Nh_N)^{\varepsilon/2}} \cdot \mathbb{E} \left[ \mathbb{1}(R_{it_1} \in [\rho(c), \rho(c) + h_N]) \cdot \left( 2 - 3 \frac{R_{it_1} - \rho(c)}{h_N} \right)^{2+\varepsilon} \epsilon_i^{2+\varepsilon} \mid J_i(c) = 1 \right]$$

Since the  $2 + \varepsilon$  moment of  $\epsilon_i$  is uniformly bounded, and  $R_{it_1} - \rho(c) < h_N$  whenever  $\mathbb{1}(R_{it_1} \in [\rho(c), \rho(c) + h_N]) = 1$ , the above is bounded above by

$$B_{CLT} \frac{1}{N(Nh_N)^{\varepsilon/2}} = o(N)$$

for some constant  $B_{CLT}$ . □

**Lemma B.19** (WLLN for triangular arrays, [Durrett \(2019\)](#) Theorem 2.2.11). *For each  $n$  let  $X_{n,k}$  be independent for  $1 \leq k \leq n$ . Let  $b_n > 0$  with  $b_n \rightarrow \infty$ . Let  $\bar{X}_{n,k} = X_{n,k} \mathbb{1}(|X_{n,k}| \leq b_n)$ . Suppose that as  $n \rightarrow \infty$ ,*

- (1)  $\sum_k \mathbb{P}\{|X_{n,k}| > b_n\} \rightarrow 0$
- (2)  $b_n^{-2} \sum_{k=1}^n \mathbb{E}[\bar{X}_{n,k}^2] \rightarrow 0$ .

Let  $S_n = \sum_k X_{n,k}$  and let  $\mu_n = \mathbb{E}[\bar{X}_{n,k}]$ , then

$$\frac{1}{b_n}(S_n - \mu_n) \xrightarrow{p} 0.$$

**Lemma B.20** (Variance estimation). *Let  $N_+$  be the number of observations with  $J_i(C_N) = 1$  and  $R_{it_1} \in [\rho(C_N), \rho(C_N) + h_N]$ . Then, under [Assumptions B.2](#) and [B.4](#), and that  $\hat{\beta}_0 = \mu_+(\rho(c)) + o_p(1)$ ,*

$$\frac{Nh_N}{N_+} \left( \frac{1}{N_+} \sum_{i=1}^N W_i(C_N, h_N) Y_i(C_N)^2 - \hat{\beta}_0^2 \right) \xrightarrow{p} \frac{\sigma_+^2}{\mathbb{P}(J_i(c) = 1) f(\rho(c))}.$$

*Proof.* Note that

$$\frac{1}{Nh_N} N_+ = \frac{1}{Nh_N} \sum_i W_i(C_N, h_N) = \frac{1}{Nh_N} \sum_i W_i(c, h_N) + o_p(1) = \mathbb{P}(J_i(c) = 1) f(\rho(c)) + o_p(1)$$

([Lemmas B.10](#) and [B.12](#))

By [Lemma B.11](#) and [Corollary B.13](#), we have that

$$\begin{aligned} \frac{1}{Nh_N} \sum_{i=1}^N W_i(C_N, h_N) Y_i^2(C_N) &= \frac{1}{Nh_N} \sum_{i=1}^N W_i(c, h_N) Y_i^2(c) + o_p(1) \\ &= \mathbb{P}(J_i(c) = 1) \mathbb{E} \left[ \frac{\mathbb{1}(R_{it_1} \in [\rho(c), \rho(c) + h_N])}{h_N} Y_i(c)^2 \mid J_i(c) = 1 \right] + o_p(1) \\ &\rightarrow \mathbb{P}(J_i(c) = 1) \mathbb{E}[Y_i(c)^2 \mid J_i(c) = 1, R_{it_1} = \rho(c)] f(\rho(c)). \end{aligned}$$

The second equality follows from [Lemma B.19](#), which requires some justification. Barring that, the claim follows via Slutsky's theorem, noting that  $\hat{\beta}_0 = \mu_+(\rho(c)) + o_p(1)$ .

To show the second equality above, let  $X_{k,N} = W_k(c, h_N) Y_i^2(c)$  and let  $b_N = Nh_N$ . Note that by Markov's inequality and [Assumption B.2](#),

$$\mathbb{P}(X_{k,N} > b_N) = \mathbb{P}\left(W_k(c, h_N) Y_i(c)^{2+\varepsilon} > b_N^{1+\varepsilon/2}\right) \lesssim \frac{\mathbb{E}[W_k(c, h_N)]}{b_N^{1+\varepsilon/2}} \lesssim \frac{h_N}{b_N^{1+\varepsilon/2}}.$$

Thus the first condition of [Lemma B.19](#) is satisfied:

$$\sum_k \mathbb{P}[X_{k,N} > b_N] \lesssim b_N/b_N^{1+\varepsilon/2} \rightarrow 0.$$

Note that  $\mathbb{E}[\bar{X}_{k,N}] \lesssim h_N$  since  $\mathbb{E}[X_{k,N} \mid X_{k,N} \neq 0] < \infty$ . Note that ([Lemma 2.2.13 Durrett, 2019](#))

$$\mathbb{E}[\bar{X}_{k,N}^2] = \int_0^{b_N} 2y \mathbb{P}(X_{k,N} > y) dy \lesssim \int_0^{b_N} 2y \frac{h_N}{y^{1+\varepsilon/2}} dy$$

via the same Markov's inequality argument. Calculating the integral shows that

$$b_N^{-2} \sum_k \mathbb{E}[\bar{X}_{k,N}^2] \rightarrow 0$$

and thus the second condition follows. The implication of [Lemma B.19](#) is that

$$\frac{1}{Nh_N} \sum_{i=1}^N W_i(c, h_N) Y_i^2(c) = \mathbb{E} \left[ \frac{1}{Nh_N} \sum_{i=1}^N W_i(c, h_N) Y_i^2(c) \mathbb{1}(Y_i^2(c) < Nh_N) \right] + o_p(1).$$

Since  $\mathbb{E}[Y_i^2(c) \mid J_i(c) = 1, R_{it_1} = r] < B_V < \infty$ ,

$$\mathbb{E} \left[ \frac{1}{Nh_N} \sum_{i=1}^N W_i(c, h_N) Y_i^2(c) \mathbb{1}(Y_i^2(c) < Nh_N) \right] = \mathbb{E} \left[ \frac{1}{Nh_N} \sum_{i=1}^N W_i(c, h_N) Y_i^2(c) \right] + o(1),$$

concluding the proof. □