

# DETECTION AND ESTIMATION OF MULTIPLE TRANSIENT CHANGES \*

Michael Baron<sup>1,†</sup> Sergey V. Malov<sup>2,‡</sup>

<sup>1</sup>*American University, Washington D.C., USA*

<sup>2</sup>*St.-Petersburg State University, St. Petersburg, Russia*

**Abstract:** Change-point detection methods are proposed for the case of temporary failures, or transient changes, when an unexpected disorder is ultimately followed by a readjustment and return to the initial state. A base distribution of the “in-control” state changes to an “out-of-control” distribution for unknown periods of time. Likelihood based sequential and retrospective tools are proposed for the detection and estimation of each pair of change-points. The accuracy of the obtained change-point estimates is assessed. Proposed methods offer simultaneous control the familywise false alarm and false readjustment rates at the pre-chosen levels.

**AMS 2000 subject classifications:** 62F10, 62H30, 60G35, 60G50, 62P10

**Keywords and phrases:** change-point problem, CUSUM process, false alarm, maximum likelihood estimate, transient changes.

## 1. Introduction to transient changes

Transient changes, or temporary disorders, refer to the situations when an initial distribution of observed data changes to a different one and eventually returns to the original state. The moments of change are usually unexpected and a priori unknown, the underlying distributions may be known or unknown, but the ultimate return to the initial distribution is assumed to be inevitable. In general, a data sequence may experience one or more transient changes, which can be changes in the mean value, variance, or other characteristics of the observed process. This article focuses on the detection of such changes and estimation of change-points.

There is a wide range of practical situations that are subject to transient changes. Applications in signal and image processing for the detection of finite signals are mentioned in [25], with the detection of space objects detailed in [25], Section 6. Detection of transient changes appears useful in medical diagnostics based on the heart rate variability [5]. Application to the monitoring of chemical concentrations in drinking water is detailed in [9], section 6. Analysis of transient changes is important in industrial process control and power systems, for the

---

\*Research of M. Baron is supported by the NSF grant 1737960 and the DARPA grant HR0011-18-C-0051. Research of S. Malov is supported by the RSF grant 20-14-00072

†E-mail: [baron@american.edu](mailto:baron@american.edu)

‡E-mail: [malovs@sm14820.spb.edu](mailto:malovs@sm14820.spb.edu)

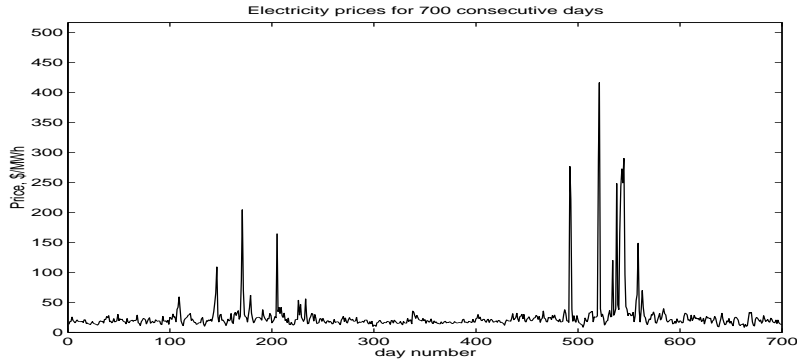


FIG 1. Spikes in instantaneous electricity prices during two years in the PJM (Pennsylvania–New Jersey–Maryland) energy market

identification of in-control and out-of-control periods; a specific application is described in [28].

Similar situations also occur in financial data from deregulated energy markets. During the periods of high demand, extreme weather conditions, maintenance or closure of a power plant, the instantaneous price of electricity may experience a spike lasting from several hours to several days, as on Figure 1. After each spike, the distribution of prices returns to the initial state [2, 3, 23, 27]. Accurate detection of spikes and estimation of their parameters is needed for financial modeling and prediction that is critical for proper valuation of energy options and contracts [19, 20].

Several statistical methods have been proposed for the detection of transient changes. Under the assumption of a known duration of the post-change period, the standard CUSUM algorithm for change-point detection is modified and optimized in [8, 9, 25]. The optimality is understood as the lowest probability of missing a transient change [8, 9] or the highest probability of detection [25], subject to the given probability of a false alarm within the given time. The optimized detection rule is the *window-limited CUSUM*, or WL-CUSUM. The special case of changes in the mean is considered in [15], where an approximate expression for the average run length to false alarm is given for the *moving-average sum* (MOSUM) algorithm.

When the assumption of a completely known duration of the period of change is not realistic, one may consider it random, put a prior distribution on each change-point, and consider the resulting Bayesian problem, as in [3, 17, 24].

A more detailed overview of literature on Bayesian and non-Bayesian transient change-point detection methods, see [7, 9].

In this work, we focus on the detection of transient changes and estimation of change-points when the change intervals are completely unknown. Algorithms are derived for the detection, estimation, and testing of one transient change in Section 2, a known number of transient changes in Section 3, and an unknown number of transient changes in Section 4. The proposed detection method, a

self-correcting CUSUM procedure, is shown to detect transient changes while controlling the familywise false alarm rate and the familywise false readjustment rate simultaneously at the pre-determined levels.

## 2. Estimation and testing of one transient change interval

In this section, we assume at most one interval of change. Either all the data follow the base distribution,

$$H_0 : X_1, \dots, X_n \sim F,$$

or there is one region of change  $[a, b]$ , so that

$$H_1 : \begin{cases} X_1, \dots, X_a & \sim F \\ X_{a+1}, \dots, X_b & \sim G \\ X_{b+1}, \dots, X_n & \sim F \end{cases}$$

where  $a$  and  $b$  are unknown *change-points* while the distributions  $F$  and  $G$  are known. The former case can be viewed as the no-change null hypothesis  $H_0$ , and the latter as the transient-change alternative  $H_1$ .

The goals are (1) to distinguish between  $H_0$  and  $H_1$  with a given level of significance, and (2) to estimate change-point parameters  $a$  and  $b$  in the case of  $H_1$ .

### 2.1. Maximum likelihood estimation

For the parameter  $(a, b)$ , the log-likelihood function is written as

$$\begin{aligned} L(X; a, b) &= \sum_{i=1}^a \log f(X_i) + \sum_{i=a+1}^b \log g(X_i) + \sum_{i=b+1}^n \log f(X_i) \\ &= \sum_{i=a+1}^b \log \frac{g(X_i)}{f(X_i)} + \sum_{i=1}^n \log f(X_i) \\ &= S_b - S_a + \text{const}, \end{aligned} \tag{2.1}$$

where  $f$  and  $g$  are probability densities of distributions  $F$  and  $G$  with respect to a reference measure  $\mu$ ;

$$S_t = \sum_{i=1}^t \log \frac{g(X_i)}{f(X_i)}$$

is a random walk built on marginal log-likelihood ratios as its increments; and  $\sum_{i=1}^n \log f(X_i)$  is a constant term as it does not depend on the unknown parameters  $a$  and  $b$ . Measures  $F$  and  $G$  are not required to be mutually absolutely continuous, so that the log-likelihood ratio  $\log(g/f)$  assumes values in  $\overline{\mathbb{R}} = [-\infty, \infty]$ .

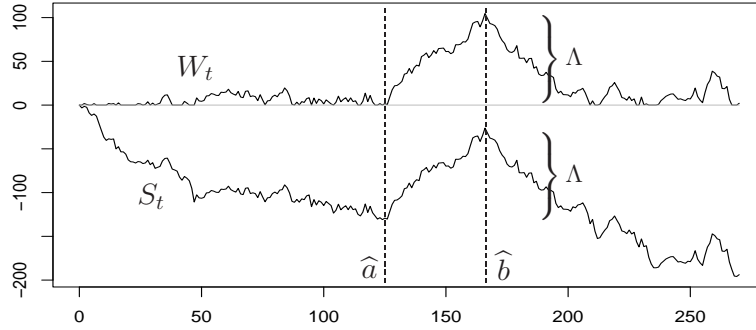


FIG 2. Maximum likelihood estimation of a single transient change interval. The likelihood-ratio test statistic  $\Lambda$  is the largest increment of both processes  $S_t$  and  $W_t$ .

Maximizing (2.1), we immediately obtain the maximum likelihood estimator (MLE)

$$(\hat{a}, \hat{b}) = \arg \max_{a \leq b} (S_b - S_a). \quad (2.2)$$

According to (2.2), the MLE returns the interval of the largest growth of random walk  $S_t$ . A direct method of calculating  $\hat{a}$  and  $\hat{b}$  can be proposed in terms of the associated cumulative-sum (CUSUM) process

$$W_t = S_t - \min_{i \leq t} S_i, \quad (2.3)$$

which vanishes at every successive point of minimum of  $S_t$ . Given  $\hat{b}$ , one finds  $\hat{a}$  by minimizing  $S_t$  for  $t \leq \hat{b}$ , that is, finding the most recent zero of the CUSUM  $W_t$ . Then, the CUSUM does not return to zero between  $\hat{a}$  and  $\hat{b}$ , and therefore,

$$S_{\hat{b}} - S_{\hat{a}} = W_{\hat{b}} - W_{\hat{a}} = W_{\hat{b}}. \quad (2.4)$$

Maximizing (2.4), we obtain its computational formula for the MLE,

$$\hat{b} = \arg \max W_t, \quad \hat{a} = \max \left\{ \text{Ker}(W) \cap [0, \hat{b}) \right\}, \quad (2.5)$$

where  $\text{Ker}(W) = \{t : W_t = 0\}$  denotes the CUSUM's “kernel”, or the set of its zeros.

As an illustration, an example of a log-likelihood ratio based random walk  $S_t$ , the associated CUSUM process  $W_t$ , and the resulting transient change-point estimator  $(\hat{a}, \hat{b})$  is shown in Figure 2.

### 2.2. Testing appearance of a transient change

The largest increment (2.4) of the random walk  $S_t$  also serves as the log-likelihood ratio test statistic

$$\Lambda = \log \frac{\max_{a < b} \{f(\mathbf{X}_{0:a})g(\mathbf{X}_{a,b})f(\mathbf{X}_{b:n})\}}{f(\mathbf{X}_{0:n})} = \max_{a < b} (S_b - S_a) = W_{\hat{b}}$$

for testing the no-change null hypothesis against an alternative hypothesis that a transient change occurred in our data,

$$H_0 : \mathbf{X}_{0:n} \sim F \quad \text{vs.} \quad H_1 : \begin{cases} \mathbf{X}_{0:a} \sim F \\ \mathbf{X}_{a:b} \sim G \\ \mathbf{X}_{b:n} \sim F \end{cases} \quad \text{for some } a < b$$

where  $\mathbf{X}_{k:m} = (X_{k+1}, \dots, X_m)$  for any  $k < m$ .

The likelihood-ratio test (LRT) rejects  $H_0$  in favor of  $H_0$  if  $\Lambda \geq h$  for some threshold  $h$ . The choice of  $h$  controls the balance between probabilities of Type I and Type II errors, or in other words, between the detection sensitivity and the rate of false alarms.

In order to control the probability of a false alarm at the given level  $\alpha$ , we take advantage of the Doob's Maximal Inequality (for example, see [21], Section VII-3; [22], Section 7.1.1). It states that for a submartingale  $\{Y_t\}$  and any constant  $c \geq 0$ ,

$$\mathbb{P} \left\{ \sup_{0 \leq t \leq n} Y_t \geq c \right\} \leq \frac{\mathbb{E}(Y_n^+)}{c},$$

where  $x^+ = \max\{x, 0\}$ .

The Doob's inequality can be applied directly to the LRT statistic

$$\Lambda = W_{\hat{b}} = \max_{0 \leq t \leq n} W_t$$

in the following way. The CUSUM process (2.3) admits a recursive representation

$$W_0 = 0, \quad W_{t+1} = \max \left\{ 0, W_t + \log \frac{g(X_{t+1})}{f(X_{t+1})} \right\}$$

([16], Section 2.2). Similarly,  $U_t = \exp\{W_t\}$  can be expressed recursively as  $U_0 = 1$ ,  $U_{t+1} = \max\{1, U_t g(X_{t+1})/f(X_{t+1})\}$ . Therefore,

$$\mathbb{E}_F\{U_{t+1} | U_1, \dots, U_t\} \geq U_t \mathbb{E}_F \frac{g(X_{t+1})}{f(X_{t+1})} = U_t,$$

showing that  $U_t$  is a submartingale. Applying the Doob's maximal inequality to the process  $\{U_t\}$ , we have

$$\begin{aligned} \mathbb{P} \{ \text{Type I error} \} &= \mathbb{P}_F \{ \Lambda \geq h \} = \mathbb{P}_F \{ \max_{0 \leq t \leq n} W_t \geq h \} = \mathbb{P}_F \{ \max_{0 \leq t \leq n} U_t \geq e^h \} \\ &\leq e^{-h} \mathbb{E}_F(U_n) = e^{-h} \mathbb{E}_F(e^{W_n}). \end{aligned} \tag{2.6}$$

Thus, setting the threshold at

$$h_\alpha = -\log \frac{\alpha}{E_F(e^{W_n})} \quad (2.7)$$

guarantees the probability of a false alarm no higher than  $\alpha$ .

We conclude this section summarizing the obtained results.

**Proposition 2.1.** (Detection of a single transient segment) For the case of at most one transient change in the interval  $[0, n]$ ,

1. The maximum likelihood estimator of the interval of change  $[a, b]$  is given by (2.2) in terms of the random walk  $S_t$  and by (2.5) in terms of the CUSUM process  $W_t$ .
2. The likelihood-ratio test (LRT) rejects the no-change hypothesis if

$$\Lambda = \max_{0 \leq t \leq n} W_t \geq h$$

for some threshold  $h$ .

3. Threshold (2.7) yields a level  $\alpha$  LRT.
4. The change-point detection algorithm that reports a transient change at a stopping time  $T_\alpha = \min \{t : W_t \geq h_\alpha\}$  produces a false alarm with probability  $\mathbb{P} \{\text{false alarm}\} \leq \alpha$ .

### 2.3. Precision of the MLE

Introduce the direct and inverse shifted random walk processes  $\{S_{\tau,i}^+\}_{i=1}^{n-\tau} : S_{\tau,i}^+ = S_{\tau+i} - S_\tau$  and  $\{S_{\tau,i}^-\}_{i=1}^{\tau-1} : S_{\tau,i}^- = S_{\tau-i} - S_\tau$  respectively;  $S_0^+ = S_0^- = 0$ ,  $S_i = S_i^+ = S_{1,i}$  and  $S_i^- = S_{n,i}^-$ ,  $i = 1, \dots, n$ . The MLE  $(\hat{a}, \hat{b})$  must satisfy inequalities

$$\begin{aligned} \min_i S_{\hat{a},i}^- &> 0, & \min_{i \leq \hat{b} - \hat{a}} S_{\hat{a},i}^+ &> 0, \\ \max_{i \leq \hat{b} - \hat{a}} S_{\hat{b},i}^- &< 0, & \max_i S_{\hat{b},i}^+ &< 0. \end{aligned} \quad (2.8)$$

In the sequel, any pair  $(\tilde{a}, \tilde{b})$  that satisfies (2.8) will be called a *pre-likelihood estimator (PLE)* in the sequel. In the next Section, we show that the PLE is unique for sufficiently large  $n$ . If there exists a unique PLE, it is equal to the MLE.

Let  $\{W_i^-\}_{i=0}^n : W_0^- = 0$ ,  $W_{n-k}^- = \max(0, S_1^-, \dots, S_k^-) - S_k^-$ ,  $k = 1, \dots, n$ , be the reverse CUSUM process; and  $T = \{t : W_t = 0\}$ ,  $\tilde{T} = \{t : W_t^- = 0\}$  and  $\mathbb{T} = T \cup \tilde{T}$  be the kernels of the direct and reverse CUSUM  $W_t$  and  $W_t^-$ . Note that  $W_i^- - W_j^- = W_j - W_i$  for any  $i, j \in \{1, \dots, n\}$ . It is clear that any PLE can be obtained from zeroes of the direct and inverse CUSUM processes from the following characterization: a pair  $(\tilde{a}, \tilde{b})$ :  $\tilde{a} < \tilde{b}$  is a PLE iff  $\tilde{a} \in T$ ,  $\tilde{b} \in \tilde{T}$  and  $\{i \in \mathbb{T} : \tilde{a} < i < \tilde{b}\} = \emptyset$ .

In general, there may be multiple PLEs, and their number is random. The exact distribution of the PLE is discussed in the Appendix.

We define a class of local estimators  $(\tilde{a}_\gamma, \tilde{b}_\gamma)$  that are constructed around a given point  $\gamma$ ,

$$\tilde{a}_\gamma = \gamma - \arg \min_{i \leq \gamma} S_{\gamma,i}^- \quad \text{and} \quad \tilde{b}_\gamma = \gamma + \arg \max_{i \leq n-\gamma} S_{\gamma,i}^+.$$

We call them local likelihood estimators (LLE). Every PLE coincides with an LLE with respect to any point  $\gamma$  inside the interval defined by this PLE.

Below, we derive the distribution of an LLE with respect to a fixed point  $\gamma$ . Constructed this way, LLE  $\tilde{a}_\gamma$  and  $\tilde{b}_\gamma$  are independent for any fixed  $\gamma$ . We consider the interesting case of  $a < \gamma \leq b$ . The distribution of  $\tilde{b}_\gamma$  under  $b - \gamma = k \geq 0$  is the same as the distribution of MLE in the change point problem. Then

$$\begin{aligned} \mathbb{P}(\tilde{b}_\gamma = b) &= R_{G,k}^-(0)R_{F,n-b}^+(0) \\ &\geq \exp\left(-\sum_{m=1}^{\infty} m^{-1}\left(\mathbb{P}_F\left(\sum_{j=1}^m Y_j \geq 0\right) + \mathbb{P}_G\left(\sum_{j=1}^m Y_j \leq 0\right)\right)\right), \end{aligned}$$

where

$$\begin{aligned} R_{H,k}^+(x) &= \mathbb{P}_H(\max(0, S_1^+, \dots, S_k^+) < x), \\ R_{H,k}^-(x) &= \mathbb{P}_H(\max(0, S_1^-, \dots, S_k^-) < x), \end{aligned} \quad (2.9)$$

and the random walk process  $S_k$  based on the sample from a distribution  $H$ . The last inequality follows from the Spitzer's formula (see [26]) as  $k, (n-b) \rightarrow \infty$  [12]. Moreover [10], under  $r > 0$ ,

$$\mathbb{P}(\tilde{b}_\gamma = b + r) = \int_0^\infty R_{G,b-\gamma}^-(x)B_{F,r,n-b-r}^+(x)dx,$$

and under  $r < 0$ ,

$$\mathbb{P}(\tilde{b}_\gamma = b + r) = \int_0^\infty R_{F,n-b}^+(x)B_{G,-r,b-\gamma+r}^-(x)dx,$$

where

$$\begin{aligned} B_{H,k,s}^+(y)dy &= \mathbb{P}_H(\arg \max_{0 \leq i \leq k+s} S_i = k, S_k \in [y, y + dy)) \\ B_{H,k,s}^-(y)dy &= \mathbb{P}_H(\arg \max_{0 \leq i \leq k+s} (-S_i) = k, -S_k \in [y, y + dy)). \end{aligned} \quad (2.10)$$

The distribution of  $\tilde{a}_\gamma$  can be obtained in a similar manner:

$$\begin{aligned} \mathbb{P}(\tilde{a}_\gamma = a) &= R_{F,a}(0)R_{G,\gamma-a+1}^-(0) \\ &\geq \exp\left(-\sum_{m=1}^{\infty} m^{-1}\left(\mathbb{P}_G\left(\sum_{j=1}^m Y_j \geq 0\right) + \mathbb{P}_F\left(\sum_{j=1}^m Y_j \leq 0\right)\right)\right); \end{aligned}$$

$$\mathbb{P}(\tilde{a}_\gamma = a + l) = \int_0^\infty R_{G,\gamma-a+1}^-(x)B_{F,-l,a+l}^+(x)dx$$

for  $l < 0$ ; and

$$\mathbb{P}(\tilde{a}_\gamma = a + l) = \int_0^\infty R_{F,a}^+(x)B_{G,l,\gamma-a-l+1}^-(x)dx$$

for  $l > 0$ .

**Proposition 2.2.** *Let  $a, b$  are fixed. Then*

$$\begin{aligned} & \sup_{\gamma \in (a, b]} \mathbb{P}(\tilde{b}_\gamma = b + r) \\ & \geq \begin{cases} \exp\left(-\sum_{m=1}^{\infty} \frac{1}{m} \left( \mathbb{P}_F\left(\sum_{j=1}^m Y_j \geq 0, \right) + \mathbb{P}_G\left(\sum_{j=1}^m Y_j \leq 0\right) \right)\right) & \text{for } r=0, \\ \int_0^{\infty} R_{F, \infty}^+(x) B_{G, -r, \infty}^-(x) dx & \text{for } r < 0, \\ \int_0^{\infty} R_{G, \infty}^-(x) B_{F, r, \infty}^+(x) dx & \text{for } r > 0, \end{cases} \end{aligned}$$

and

$$\begin{aligned} & \sup_{\gamma \in (a, b]} \mathbb{P}(\tilde{a}_\gamma = a + l) \\ & \geq \begin{cases} \exp\left(-\sum_{m=1}^{\infty} \frac{1}{m} \left( \mathbb{P}_G\left(\sum_{j=1}^m Y_j \geq 0\right) + \mathbb{P}_F\left(\sum_{j=1}^m Y_j \leq 0\right) \right)\right) & \text{for } l=0, \\ \int_0^{\infty} R_{G, \infty}^-(x) B_{F, -l, \infty}^+(x) dx & \text{for } l < 0, \\ \int_0^{\infty} R_{F, \infty}^+(x) B_{G, l, \infty}^-(x) dx & \text{for } l > 0. \end{cases} \end{aligned}$$

*Proof.* Continuing trajectories of the random walks occurring at time  $k$  in a neighborhood of  $y$  we conclude that the probability of reaching maximum at time  $k$  is not decreased. Hence,  $B_{H, k, s}^+(x)$ ,  $B_{H, k, s}^-(x)$  are non decreased in  $s$  as  $s > 0$ . In a similar manner we obtain that  $R_{H, s}^+(x)$  and  $R_{H, s}^-(x)$  are non decreased in  $s$  as  $s > 0$ . The proposition follows immediately.  $\square$

The right hand sides of inequalities in the last proposition for  $r \neq 0$  or  $s \neq 0$  are quite hard for practical use. Its approximations suitable for computation are obtained in [10].

The inequalities in Proposition 2.2 can be used immediately to get the lower bound for the cumulative probabilities  $\mathbb{P}(s \leq \tilde{a}_\gamma - a \leq r)$  and  $\mathbb{P}(s \leq \tilde{b}_\gamma - b \leq r)$  for  $s \leq r$  under  $\gamma \in (a, b]$ . Bounds for the cumulative and tail probabilities for LLE with respect to a detection point  $\hat{\gamma}$  can be obtained from the following proposition.

**Proposition 2.3.** *Let  $\alpha \in (0, 1)$ ;  $\hat{\gamma}$  is the detection point is such that  $\mathbb{P}(\hat{\gamma} \in (a, b]) \geq 1 - \alpha$  for each  $a < b$ . Then*

$$\mathbb{P}(s \leq \tilde{a}_{\hat{\gamma}} - a \leq r) \geq \sup_{\gamma \in (a, b]} \mathbb{P}(s \leq \tilde{a}_\gamma - a \leq r) - \alpha$$

$$\mathbb{P}(s \leq \tilde{b}_{\hat{\gamma}} - b \leq r) \geq \sup_{\gamma \in (a, b]} \mathbb{P}(s \leq \tilde{b}_\gamma - b \leq r) - \alpha$$

*Proof.* The proof is based on the Boole inequality

$$1 - \mathbb{P}(AB) = \mathbb{P}(\overline{A} \cup \overline{B}) \leq \mathbb{P}(\overline{A}) + \mathbb{P}(\overline{B})$$



that implies  $\mathbb{P}(AB) \geq \mathbb{P}(A) - \mathbb{P}(\overline{B})$ . Then for any fixed  $a < b$ ,

$$\begin{aligned} \mathbb{P}(s \leq \tilde{a}_{\hat{\gamma}} - a \leq r) &\geq \mathbb{P}(s \leq \tilde{a}_{\hat{\gamma}} - a \leq r, \hat{\gamma} \in (a, b]) \\ &\geq \sup_{\gamma \in (a, b]} \mathbb{P}(s \leq \tilde{a}_{\gamma} - a \leq r, \hat{\gamma} \in (a, b]) \\ &\geq \sup_{\gamma \in (a, b]} \mathbb{P}(s \leq \tilde{a}_{\gamma} - a \leq r) - \alpha. \end{aligned}$$

The second inequality can be obtained analogously. □

### 3. Asymptotic distribution of the MLE

In this Section, we study the large-sample asymptotic behavior of MLE  $(\hat{a}, \hat{b})$  as the sample size and all homogeneous segments tend to infinity. We assume that the parameters  $a = a(n)$  and  $b = b(n)$  and the interval of change  $D = [a(n), b(n)]$  are dependent on  $n$ , and  $\Delta = \min \{a(n), b(n) - a(n), n - b(n)\} \rightarrow \infty$  as  $n \rightarrow \infty$ . We use the notation  $\mathbb{P} \equiv \mathbb{P}_{(D, n)}$  for the distribution with a transient change and  $\mathbb{P}_H$  for the case of i.i.d. random variables  $X_1, \dots, X_n$  with the common distribution function  $H$ . In particular,  $\mathbb{P}_F \equiv \mathbb{P}_{(\emptyset, n)}$  and  $\mathbb{P}_G \equiv \mathbb{P}_{(\mathcal{N}, n)}$ , where  $\mathcal{N} = \{1, \dots, n\}$ .

Next, we define random walks  $S_k = \sum_{i=1}^k Y_i$  and  $\tilde{S}_k = -\sum_{i=1}^k Y_i$ . For example, for the transient change-point detection problem, with log-likelihood ratios  $Y_i = \log \frac{g}{f}(X_i)$ , the random walk  $S_k$  is used to detect a change from  $F$  to  $G$  whereas  $\tilde{S}_k$  is used to detect a change from  $G$  to  $F$ .

Let  $W_k, \tilde{W}_k$  be the corresponding CUSUM processes, where  $W_0 = \tilde{W}_0 = 0$ ,  $W_k = S_k - \min_{i \leq k} S_i = (W_{k-1} + Y_k) \vee 0$ , and  $\tilde{W}_k = \max_{i \leq k} S_i - S_k = (\tilde{W}_{k-1} - Y_k) \vee 0$ .

We start with the following auxiliary results.

**Lemma 3.1.** *Let  $\mathbb{E}_F Y = c_1 < 0$ . Then for any  $\epsilon > 0$*

$$\mathbb{P}_F(\max_{j \leq n} W_j/n > \epsilon) \rightarrow 0 \quad \text{as } n \rightarrow \infty.$$

**Proof.** Let  $\mathbb{F} = \{\mathcal{F}_k\}_{k \in \mathbb{N}}$  be the natural filtration associated with the process  $Y_1, Y_2, \dots$ ; and  $\tau_1, \tau_2, \dots$  be the successive zeroes of the CUSUM process  $\{W_k\}_{k \in \mathbb{N}}$ .

Introduce  $Y_k^* = Y_k \mathbb{1}_{\{Y_k \geq 0\}}$  and  $S_k^* = \sum_{j=1}^k Y_j^*$ ,  $k \in \mathbb{N}$ . Note that  $\mathbb{E} Y_k^* = c_2 < \infty$ . By the Markov property of the random process  $\{S_k^*\}_{k \in \mathbb{N}}$ :  $S_k^* = \sum_{j \leq k} Y_j^*$  with respect to the filtration  $\mathbb{F}$  using Wald's identity, we obtain that  $\mathbb{E}_F S_{\tau_k}^* = \mathbb{E}_F S_{\tau_1}^* = c_2 \mathbb{E}_F \tau_1$  for all  $k > 1$ .

Let  $Z_1, Z_2, \dots$  be independent copies of the random variable  $S_{\tau_1}^*$ . Then

$$\mathbb{P}_F(\max_{j \leq n} W_j/n > \epsilon) \leq \mathbb{P}_F(\max_{j \leq n} Z_j/n > \epsilon). \tag{3.1}$$

Note that  $\mathbb{E}_F Z_1 = c_3 < \infty$ , since  $\mathbb{E}_F \tau_1 < \infty$ . Denote,  $H(u) = \mathbb{P}_F(Z_1 \leq u)$  is the distribution function of  $Z$ 's. It is well known that (see [14], sec. 1.5),

$$n(1 - H(u_n)) \rightarrow \mu$$

as  $n \rightarrow \infty$ , iff

$$\mathbb{P}_F(\max_{k \leq n}(Z_k) > u_n) \rightarrow 1 - e^{-\mu} \quad \text{as } n \rightarrow \infty.$$

Since  $Z_1$  is non-negative, we obtain that  $\mathbb{E}_F Z_1 = \int_0^\infty (1 - H(x))dx < \infty$ . Hence,

$$\limsup_{t \rightarrow \infty} t(1 - H(t)) = \lim_{t \rightarrow \infty} t(1 - H(t)) = 0,$$

and, therefore,  $u_n = o(n)$  as  $n \rightarrow \infty$  for any  $\mu > 0$ . Therefore, the right hand side of the inequality (3.1) is tended to 0 as  $n \rightarrow \infty$  for any  $\epsilon > 0$ . The lemma is proved. ■

**Lemma 3.2.** *Let  $\mathbb{E}_F Y^2 < \infty$ . Then for any  $\epsilon > 0$ ,*

$$\mathbb{P}_F(\sup_{m \geq n} \max_{j \leq n} W_j/n > \epsilon) \rightarrow 0 \quad \text{as } n \rightarrow \infty.$$

**Proof.** Let  $\epsilon > 0$  be a fixed value. Then

$$\mathbb{P}_F(\max_{k \leq n} Z_k > n\epsilon) = 1 - H(n\epsilon)^n \sim 1 - e^{-f(n)},$$

and  $f(n) = n(1 - H(n\epsilon)) = o(1)$ , as  $n \rightarrow \infty$ . Hence,

$$\mathbb{P}_F(\max_{k \leq n} Z_k > n\epsilon) \sim f(n)$$

as  $n \rightarrow \infty$ . By the Borel–Cantelli lemma and Maclaurin–Cauchy test, the convergence  $\max_{k \leq n} Z_k/n \rightarrow 0$  as  $n \rightarrow \infty$  holds  $\mathbb{P}_F$ -almost sure if

$$\int_0^\infty f(x) dx = \int_0^\infty x(1 - H(x\epsilon)) dx < \infty.$$

Note that  $E_F Y^2 < \infty$  implies that  $E_F Z_1^2 < \infty$  in a similar manner as in Lemma 3.1. Then

$$\mathbb{E}_F Z_1^2 = 2 \int_0^\infty x(1 - H(x)) dx < \infty$$

and, therefore,

$$\int_0^\infty x(1 - H(x\epsilon)) dx = \epsilon^{-2} \int_0^\infty x(1 - H(x)) dx < \infty.$$

Finally, we apply that

$$\mathbb{P}_F(\sup_{n \geq m} \max_{j \leq n} W_j/n > \epsilon) \leq \mathbb{P}_F(\sup_{n \geq m} \max_{j \leq n} Z_j/n > \epsilon).$$

The lemma is proved. ■

The next lemma follows immediately from the strong law of large numbers (SLLN) and Lemma 3.1.

**Lemma 3.3.** *Let  $\mathbb{E}_F Y = c_1 < 0$ ,  $\mathbb{E}_G Y = c_2 > 0$  and  $\liminf_{n \rightarrow \infty} \frac{\Delta_n}{n} \geq \epsilon$  for some  $\epsilon > 0$ . Then*

$$\lim_{r \rightarrow \infty} \lim_{n \rightarrow \infty} \mathbb{P}(|\hat{a}_n - a| \geq r) = 0; \quad \lim_{r \rightarrow \infty} \lim_{n \rightarrow \infty} \mathbb{P}(|\hat{b}_n - b| \geq r) = 0.$$

**Proof.** For the most distant from  $a$  version of the PLE  $\hat{a}_n$  we can write that

$$\mathbb{P}(a - \hat{a}_n \geq r) = \mathbb{P}\left(\sup_{k \leq a-r} W_k = \sup_{k \leq n} W_k\right) \leq \mathbb{P}_F\left(\inf_{r \leq k \leq a} \tilde{S}_k \leq 0\right) + \mathbb{P}\left(\sup_{k \leq a} W_k \geq S_{a,b-a}\right)$$

where

$$\begin{aligned} & \mathbb{P}_F\left(\inf_{r \leq k \leq a} \tilde{S}_k \leq 0\right) \leq \mathbb{P}_F\left(\inf_{k \geq r} \tilde{S}_k \leq 0\right) \\ & = \mathbb{P}_F\left(\sup_{k \geq r} S_k \geq 0\right) = \mathbb{P}_F\left(\sup_{k \geq r} (S_k/k - c_1) \geq -c_1\right) \rightarrow 0 \end{aligned} \quad (3.2)$$

as  $r_0 \rightarrow \infty$ . Moreover, for any  $\delta > 0$ ,

$$\mathbb{P}(\sup_{k \leq a} W_k \geq S_{a,b-a}) \leq \mathbb{P}_F(\sup_{k \leq a} W_k > a\delta) + \mathbb{P}_G(S_{b-a} \leq a\delta).$$

The first term in the right-hand side of the last inequality tends to 0 as  $n \rightarrow \infty$  by Lemma 3.1, and the second term is tended to 0 as  $n \rightarrow \infty$  by the law of large numbers since  $\limsup_{n \rightarrow \infty} a/(b-a) \leq \epsilon^{-1}$  and  $c_2 > 0$ .

Analogously, we obtain that  $\mathbb{P}(\hat{b}_n - b \geq r) \rightarrow 0$  as  $r \rightarrow \infty$ .

Let  $\epsilon > 0$ ;  $r_\epsilon$  and  $n_\epsilon$  are such that

$$\mathbb{P}(\hat{b}_n - b > r_\epsilon) \leq \epsilon/2$$

for all  $n \geq n_\epsilon$ . Since  $\hat{a}_n \leq \hat{b}_n$ , on the event  $A_\epsilon = \{\hat{b}_n - b \leq r_\epsilon\}$ ,

$$\mathbb{P}(\hat{a}_n - a \geq r) \leq \mathbb{P}_G\left(\sup_{r \leq k \leq b-a} S_k \leq 0\right) + \mathbb{P}(S_{a,b-a} - \min_{k \leq r_\epsilon} S_{b-a,k} \geq 0). \quad (3.3)$$

The first term in the right hand side of the last inequality is tended to 0 as  $r \rightarrow \infty$  uniformly in  $n \geq 1$  as in (3.2). Then there exists an  $r_{0\epsilon}$ , such that  $\mathbb{P}_G(\sup_{r_\epsilon \leq k \leq b-a} S_k \leq 0) \leq \epsilon/4$ . Finally,  $\min_{k \leq r_\epsilon} S_{b-a,k} = O_P(1)$ , and, therefore,

$$\mathbb{P}(S_{a,b-a} - \min_{k \leq r_\epsilon} S_{b-a,k} \geq 0) = \mathbb{P}(S_{a,b-a}/(b-a) - c_2 \geq -c_2 + \min_{k \leq r_\epsilon} S_{b-a,k}/(b-a)) \rightarrow 0$$

as  $b-a \rightarrow \infty$ . Hence, the second term in (3.3) is not exceed  $\epsilon/4$  under the sufficiently large  $\Delta$ . We obtained that  $\mathbb{P}(\hat{a}_n - a \geq r_\epsilon \vee r_{0\epsilon}) \leq \epsilon$ , under the sufficiently large  $\Delta$ , and, therefore,

$$\lim_{r \rightarrow \infty} \lim_{\Delta \rightarrow \infty} \mathbb{P}(\hat{a}_n - a \geq r) = 0.$$

Convergence  $\lim_{r \rightarrow \infty} \lim_{\Delta \rightarrow \infty} \mathbb{P}(\hat{b}_n - b \geq r) = 0$  can be obtained in the similar manner. Therefore, the lemma is proved. ■

Lemma 3.3 yields the following proposition.

**Proposition 3.1.** *Let  $\gamma = \lambda a + (1 - \lambda)b$ ,  $\hat{\gamma} = \lambda \hat{a} + (1 - \lambda)\hat{b}$  for some  $\lambda \in (0, 1)$ ;  $\mathbb{E}_F Y < 0$  and  $\mathbb{E}_G Y > 0$ . Then*

$$\mathbb{P}_\theta(\hat{a} < \gamma < \hat{b}) \rightarrow 1 \quad \text{and} \quad \mathbb{P}_\theta(a < \hat{\gamma} < b) \rightarrow 1,$$

as  $\liminf_{n \rightarrow \infty} \Delta_n/n \geq \epsilon$  for some  $\epsilon > 0$ . Moreover,

$$\mathbb{P}_\theta(\max(\hat{b} - \gamma, \gamma - \hat{a}) > M) \rightarrow 1 \quad \text{and} \quad \mathbb{P}_\theta(\max(b - \hat{\gamma}, \hat{\gamma} - a) > M) \rightarrow 1$$

for any fixed  $M > 0$  for all  $\theta = (a, b)$  as  $\liminf_{n \rightarrow \infty} \Delta_n/n \geq \epsilon$  for some  $\epsilon > 0$ .

**Remark 3.1.** (i). Lemma 3.3 actually proves that the MLE  $(\hat{a}, \hat{b})$  is unique for a sufficiently large  $n$ , and if  $\gamma \in (a, b)$  and  $(\tilde{a}_\gamma, \tilde{b}_\gamma)$  is the LLE with respect to some point  $\gamma$ , then

$$\mathbb{P}_\theta(\hat{a} = \tilde{a}_\gamma, \hat{b} = \tilde{b}_\gamma \text{ under a sufficiently large } n) = 1$$

for all  $a(n), b(n) : \liminf_{n \rightarrow \infty} \Delta_n/n \geq \epsilon$  for some  $\epsilon > 0$ .

(ii). Under some known point  $\gamma$  between  $a$  and  $b$ , the estimation problem reduces to two separate change-point estimation problems, on the direct  $i = 1, \dots, \gamma$  and the inverse  $i = n, n - 1, \dots, \gamma$  sets of indices.

(iii). The main results can be easily extended to the case of multiple instability regions  $D_n = \bigcup_{i=1}^{J_n} (a_i, b_i]$  as  $\Delta_n = \min_{j=0, \dots, J_{n+1}} (b_j - a_j) \rightarrow \infty$  as  $n \rightarrow \infty$ , where  $a_0 = 0$  and  $a_{J_{n+1}} = n$ .

Remark 3.1(i) yields the following result, the asymptotic analogue of Proposition 2.2, which establishes the asymptotic distribution of the MLE  $(\hat{a}, \hat{b})$ .

**Proposition 3.2.** *Under the conditions of Lemma 3.3, for any fixed  $r$  and  $l$ ,*

$$\begin{aligned} \lim_{n \rightarrow \infty} \mathbb{P}(\hat{b} = b + r) &= p_r \\ &= \begin{cases} \exp\left(-\sum_{m=1}^{\infty} \frac{1}{m} \left(\mathbb{P}_F\left(\sum_{j=1}^m Y_j \geq 0\right) + \mathbb{P}_G\left(\sum_{j=1}^m Y_j \leq 0\right)\right)\right) & \text{for } r = 0, \\ \int_0^{\infty} R_{F,\infty}^+(x) B_{G,-r,\infty}^-(x) dx & \text{for } r < 0, \\ \int_0^{\infty} R_{G,\infty}^-(x) B_{F,r,\infty}^+(x) dx & \text{for } r > 0; \end{cases} \end{aligned}$$

$$\begin{aligned} \lim_{n \rightarrow \infty} \mathbb{P}(\hat{a} = a + l) &= q_l \\ &= \begin{cases} \exp\left(-\sum_{m=1}^{\infty} \frac{1}{m} \left(\mathbb{P}_G\left(\sum_{j=1}^m Y_j \geq 0\right) + \mathbb{P}_F\left(\sum_{j=1}^m Y_j \leq 0\right)\right)\right) & \text{for } l = 0, \\ \int_0^{\infty} R_{G,\infty}^-(x) B_{F,-l,\infty}^+(x) dx & \text{for } l < 0, \\ \int_0^{\infty} R_{F,\infty}^+(x) B_{G,l,\infty}^-(x) dx & \text{for } l > 0; \end{cases} \end{aligned}$$

where  $\sum_{r \in \mathbb{Z}} p_r = \sum_{l \in \mathbb{Z}} q_l = 1$ , and  $R^+$ ,  $R^-$ ,  $B^+$ , and  $B^-$  are defined by (2.9) and (2.10) in the previous Section.

#### 4. Multiple transient changes and the familywise false alarm rate

Next, we consider a possibility of multiple transient changes  $[a_k, b_k]$ ,  $k = 1, \dots, K$ , where  $K$  is the number of transient change intervals. The distribution of observed data oscillates between distributions  $F$  and  $G$ , switching at unknown moments, so that

$$\begin{aligned} \mathbf{X}_{0:a_1} &\sim X_1, \dots, X_{a_1} \sim F \\ \mathbf{X}_{a_1:b_1} &\sim X_{a_1+1}, \dots, X_{b_1} \sim G \\ \mathbf{X}_{b_1:a_2} &\sim X_{b_1+1}, \dots, X_{a_2} \sim F \\ \mathbf{X}_{a_2:b_2} &\sim X_{a_2+1}, \dots, X_{b_2} \sim G \\ \dots &\dots \dots \\ \mathbf{X}_{b_K:n} &\sim X_{b_K+1}, \dots, X_n \sim F \end{aligned}$$

One interpretation of this setting is a base distribution  $F$ , when the observed process is “in control”, that is subject to sudden disorder times  $a_k$ , when it goes “out of control” to a disturbed distribution  $G$ . Each disorder will eventually be followed by an “readjustment” to the base distribution, which takes place at time  $b_k$ .

The goal is to detect all the changes and estimate all  $(2K)$  change-points  $a_k$  and  $b_k$ . Facing a possibility of multiple changes, we aim to control a *familywise false alarm rate* and a *familywise false readjustment rate* that are understood as the probability of at least one erroneously detected change-point.

That is, a  $(2K)$ -dimensional change-point parameter

$$\{a_k, b_k\}_{k=1}^{k=K} = \{a_1, b_1; \dots; a_K, b_K\}$$

is estimated by a  $2\hat{K}$ -dimensional estimator

$$\{\hat{a}_k, \hat{b}_k\}_{k=1}^{k=\hat{K}} = \{\hat{a}_1, \hat{b}_1; \dots; a_{\hat{K}}, b_{\hat{K}}\}.$$

A *false alarm* is understood as an estimated segment  $[\hat{a}_k, \hat{b}_k]$  that does not intersect with any disorder region  $[a_m, b_m]$ . The *familywise false alarm rate* will be defined as the familywise error rate in the sense of [11], the probability of at least one false alarm,

$$\text{FAR} = \mathbb{P} \left\{ \cup_k \left( [\hat{a}_k, \hat{b}_k] \cap (\cup_j [a_j, b_j]) = \emptyset \right) \right\}. \quad (4.1)$$

Similarly, we call it a *false readjustment* when the estimated “in control” interval  $[\hat{b}_k, \hat{a}_{k+1}]$  does not contain any in-control observations, that is,

$$\text{FRR} = \mathbb{P} \left\{ \cup_k \left( [\hat{b}_k, \hat{a}_{k+1}] \cap (\cup_j [b_j, a_{j+1}]) = \emptyset \right) \right\}. \quad (4.2)$$

We aim at controlling the familywise rates of false alarms and false adjustments at pre-chosen levels  $\alpha$  and  $\beta$ , respectively,

$$\text{FAR} \leq \alpha, \quad \text{and} \quad \text{FRR} \leq \beta.$$

We consider two situations, when the number of transient changes  $K$  is known or unknown.

#### 4.1. Known number of transient changes and MLE

The log-likelihood function of  $\{(a_k, b_k), k = 1, \dots, K\}$  is written as

$$L(X; \{(a_k, b_k)\}) = \sum_{k=1}^K \sum_{i=a_k+1}^{b_k} \log \frac{g(X_i)}{f(X_i)}$$

Maximizing it, we obtain the maximum likelihood estimator

$$\left\{(\hat{a}_k, \hat{b}_k)\right\}_{k=1}^{k=K} = \arg \max_{a_1 < b_1 < \dots < a_K < b_K} \sum_{k=1}^K (S_{b_k} - S_{a_k}),$$

which are  $K$  mutually disjoint intervals of the biggest growth of  $S_t$  (Figure 3).

A computational algorithm for  $\left\{(\hat{a}_k, \hat{b}_k)\right\}$  can be obtained as an iteration of steps outlined in Section 2 for the single-interval case, with a few modifications.

*Step 1.* Apply (2.5) to obtain the first MLE interval that corresponds to the interval of the biggest growth of the random walk  $S_t^{(1)} = S_t$  and the associated CUSUM process  $W_t$ ,

$$\hat{b}_1 = \arg \max W_t, \quad \hat{a}_1 = \max \left\{ \text{Ker}(W) \cap [0, \hat{b}] \right\}.$$

*Step 2.* Apply Step 1 to the processes

$$\begin{aligned} S_t^{(2,1)} &= S_t && \text{for } 1 \leq t \leq \hat{a}_1, \\ S_t^{(2,2)} &= -(S_t - S_{\hat{a}_1}) && \text{for } \hat{a}_1 \leq t \leq \hat{b}_1, \\ S_t^{(2,3)} &= S_t - S_{\hat{b}_1} && \text{for } \hat{b}_1 \leq t \leq n. \end{aligned}$$

This results in three new intervals,  $[c_1, d_1]$ ,  $[c_2, d_2]$ , and  $[c_3, d_3]$ . Compare  $\Delta_1 = S_{d_1} - S_{c_1}$ ,  $\Delta_2 = -(S_{d_2} - S_{c_2})$ , and  $\Delta_3 = S_{d_3} - S_{c_3}$ , and let  $\Delta_j = \max\{\Delta_1, \Delta_2, \Delta_3\}$ .

If  $j = 1$  or  $j = 3$ , add the corresponding interval to the MLE, i.e., let

$$\hat{a}_2 = c_j \text{ and } \hat{b}_2 = d_j.$$

If  $j = 2$ , then let

$$\hat{b}_1 = c_2 \text{ and } \hat{a}_2 = d_2,$$

replacing the previously found interval  $[\hat{a}_1, \hat{b}_1]$  with two intervals,  $[\hat{a}_1, c_2]$  and  $[d_2, \hat{b}_1]$ .

Based on the reversed log-likelihood ratios  $\log(f/g)$ , the process  $(-S_t)$  is actually the random walk that can be used to detect a change from  $G$  to  $F$ . Thus, the found interval  $[c_2, d_2]$  is a candidate for a *readjustment* period, a change back to the base distribution. When the original walk  $S_t$  drops more on  $[c_2, d_2]$  than it grows on  $[c_1, d_1]$  or  $[c_3, d_3]$ , the sum of increments along the obtained intervals  $[\hat{a}_1, \hat{b}_1]$  and  $[\hat{a}_2, \hat{b}_2]$  is higher than on any other two intervals, and thus, they will form the MLE for  $K = 2$ .

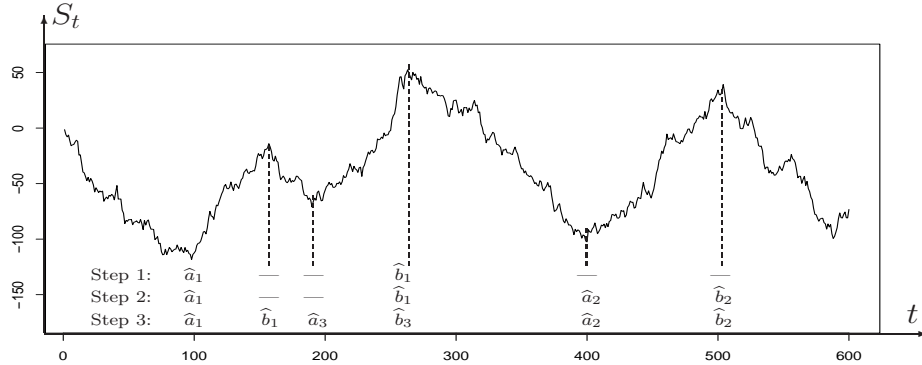


FIG 3. Estimation of multiple change-points

*Step k.* For  $k = 2, \dots, K$ , we repeat the same operations as in Step 2. In every detected interval of change,  $[\hat{a}_j, \hat{b}_j]$ , we find an interval of the largest drop of  $S_t$ . In every interval between them including  $[1, \hat{a}_1]$  and  $[\hat{b}_{k-1}, n]$ , we find an interval of the largest growth of  $S_t$ . Then we find the interval of the largest change among them. If it is an interval of growth between  $\hat{b}_j$  and  $\hat{a}_{j+1}$ , we simply add it to the list of intervals of change. If it is an interval  $[c, d]$  of decrease between  $\hat{a}_j$  and  $\hat{b}_j$ , we replace the previously found  $[\hat{a}_j, \hat{b}_j]$  with two intervals,  $[\hat{a}_j, c]$  and  $[d, \hat{b}_j]$ .

An example is shown in Figure 3. At step 1, the interval of the largest growth is determined as  $[\hat{a}_1 = 98, \hat{b}_1 = 263]$ . At step 2, the second largest growth interval is determined as  $[\hat{a}_2 = 400, \hat{b}_2 = 504]$ . At step 3, the largest-growth interval with ends at  $c = 157$  and  $d = 190$  is found inside  $[\hat{a}_1, \hat{b}_1]$ . Therefore, we conclude that a readjustment occurred between  $c$  and  $d$ , and  $[\hat{a}_1, \hat{b}_1] = [98, 263]$  is now replaced with two intervals,  $[98, 157]$  and  $[190, 263]$ .

#### 4.2. Unknown number of transient changes and familywise error rates

Since the number of changes  $K$  is usually unknown, the algorithm in Section 4.1 may either miss changes or produce false alarms. As noted before, intervals of the biggest growth of the random walk  $S_t$  signal transient changes. Therefore, those intervals where the increment in  $S_t$  exceeds a certain threshold will serve as estimated transient change intervals.

This threshold controls the rate of false alarms. As we show below, no Bonferroni or Holm type correction is needed to control the *familywise* error rates. Instead, both the familywise rate of false alarms (4.1) and the familywise rate of false readjustments (4.2) can be controlled by thresholds that are independent of the true number of change-points, which can remain unknown.

The algorithm can be described as follows.

- (i) Introduce two CUSUM processes, renewed at a random time  $T \geq 0$ ,

$$W_{T,t} = S_{T+t} - \min_{0 \leq i \leq t} S_{T+i} = \text{CUSUM based on } (S_{T+t} - S_T), \text{ renewed at } T$$

$$\widetilde{W}_{T,t} = \max_{0 \leq i \leq t} S_{T+i} - S_{T+t} = \text{CUSUM based on } -(S_{T+t} - S_T), \text{ renewed at } T$$

The CUSUM  $W_{T,t}$  is set to detect the next disorder time, whereas  $\widetilde{W}_{T,t}$  is tuned to determine the next readjustment time. A special case of  $T = 0$  results in the initial CUSUM processes  $W_t$  and  $\widetilde{W}_t$  without any resetting.

- (ii) To control the familywise false alarm and false readjustment rates at the desired levels  $\alpha$  and  $\beta$ , respectively, define thresholds as

$$h_\alpha = -\log(\alpha \mathbb{E}_F^{-1}(e^{W_n})) \quad \text{and} \quad \widetilde{h}_\beta = -\log(\beta \mathbb{E}_G^{-1}(e^{\widetilde{W}_n})) \quad (4.3)$$

- (iii) The algorithm proceeds through the data series, detecting disorders and readjustments at stopping times  $\tau_k$  and post-estimating change-points  $a_k$  and  $b_k$  sequentially for  $k = 1, 2, \dots, K$  as follows,

$$\begin{aligned} \tau_1 &= \inf\{t : 0 < t \leq n, W_t \geq h_\alpha\}, \\ \widehat{a}_1 &= \max\{\text{Ker } W_t \cap [0, \tau_1)\}, \\ \\ \widetilde{\tau}_k &= \tau_k + \inf\{t : 0 < t \leq n - \tau_k, \widetilde{W}_{\tau_k,t} \geq \widetilde{h}_\beta\}, \\ \widehat{b}_k &= \tau_k + \max\left\{\text{Ker } \widetilde{W}_{\tau_k,t} \cap [0, \widetilde{\tau}_k - \tau_k)\right\}; \\ \\ \tau_k &= \widetilde{\tau}_{k-1} + \inf\{t : 0 < t \leq n - \widetilde{\tau}_{k-1}, W_{\widetilde{\tau}_{k-1},t} \geq h_\alpha\}, \\ \widehat{a}_k &= \widetilde{\tau}_{k-1} + \max\left\{\text{Ker } W_{\widetilde{\tau}_{k-1},t} \cap [0, \tau_k - \widetilde{\tau}_{k-1})\right\}, \end{aligned}$$

until  $\tau_k = \infty$  or  $\widetilde{\tau}_k = \infty$ .

By this definition of stopping times  $\tau_k$ ,  $\widetilde{\tau}_k$  and change-point estimates  $\widehat{a}_k$ ,  $\widehat{b}_k$ , each stopping time belongs to the corresponding interval of transient change that it is designed to detect,  $\widehat{a}_k < \tau_k \leq \widehat{b}_k$  and  $\widehat{b}_{k-1} < \widetilde{\tau}_k \leq \widehat{a}_k$ . CUSUM processes  $W_t$  and  $\widetilde{W}_t$  are restarted and grounded at these times. As in the previous sections, change-points  $a_k$  and  $b_k$  are then estimated by the last zero points of restarted CUSUM processes  $W_{\widetilde{\tau}_{k-1},t}$  and  $\widetilde{W}_{\tau_k,t}$ , respectively.

**Proposition 4.1.** *The transient change-point detection and estimator scheme (i)-(iii) resulting in the estimator  $\{\widehat{a}_k, \widehat{b}_k\}_{k=1}^{k=K}$  controls familywise rates of false alarms and false readjustments at levels*

$$FAR \leq \alpha \quad \text{and} \quad FRR \leq \beta,$$

for any unknown number of transient changes  $K$ .

*Proof.* According to the algorithm (i)-(iii), a false alarms occurs in the interval  $[\widehat{a}_k, \widehat{b}_k)$  if all the data in this interval follow the distribution  $F$ , including the segment  $\mathbf{X}_{\widehat{a}_k:\tau_k}$  that triggered the false detection at time  $\tau_k$ .

Also note that each renewed CUSUM process  $W_{\tau_k,t} = S_{\tau_k+t} - \min_{0 \leq t \leq \tau_k} S_{\tau_k+t}$  is dominated by the original CUSUM process  $W_t$  on the corresponding segment,

$$W_{\tau_k,t} \leq W_{\tau_k+t}.$$



This is because the subtracted term  $\min_{t \geq 0} S_t$  in the original CUSUM process cannot exceed the corresponding minimum  $\min_{0 \leq t \leq \tau_k} S_{\tau_k+t}$  of the renewed CUSUM.

Therefore, at least one false alarm can possibly occur only if the original CUSUM process  $W_t$  exceeds the threshold  $h_\alpha$  at least once in the interval  $(0, n]$  under the distribution  $F$ . The probability of the latter event is bounded by the Doob's inequality. Similarly to (2.6), obtain

$$\begin{aligned} \text{FAR} &\leq \mathbb{P}_F \left\{ \bigcup_k \left( \max_{0 < t \leq (b_k - \tilde{\tau}_{k-1})^+} W_{\tau_k, t} \geq h_\alpha \right) \right\} \leq \mathbb{P}_F \left\{ \max_{0 < t \leq n} W_t \geq h_\alpha \right\} \\ &\leq e^{-h} \mathbb{E}_F(e^{W_n}) = \alpha, \end{aligned}$$

after substituting the first expression in (4.3) for  $h_\alpha$ .

The inequality  $\text{FRR} \leq \beta$  is proven along the same lines, replacing the CUSUM process  $W_t$  with  $\tilde{W}_t$ , and accordingly, the stopping times  $\tau_k$  with  $\tilde{\tau}_k$  and vice versa.

□

## 5. Nuisance parameters. Detection of changes to unknown distributions

The case of known distributions  $F$  and  $G$  can sometimes apply to real situations. For example, both distributions may be assumed to belong to a parametric family  $\{\mathcal{F}(\cdot|\theta), \theta \in \Theta\}$  over a parameter set  $\Theta$ , where  $F(\cdot) = \mathcal{F}(\cdot|\theta_0)$  and  $G(\cdot) = \mathcal{F}(\cdot|\theta_1)$ . The parameter  $\theta_0$  of the base distribution  $F$  may be known, representing the “in-control” state of the observed process. When the process abruptly goes “out of control”, the new distribution is usually unknown. However, there is often the minimum magnitude of a change  $\Delta = |\theta_1 - \theta_0|$  that is practically reasonable to detect. The change-point detection algorithms developed above can then be applied with known distributions  $\mathcal{F}(\cdot|\theta_0)$  and  $\mathcal{F}(\cdot|\theta_1)$ , where  $\theta_1 = \theta_0 - \Delta$  or  $\theta_1 = \theta_0 + \Delta$  depending on the direction of a change that is critical to be detected. If both directions are important, two separate CUSUM procedures or one two-sided CUSUM can be used [6].

In this section, we elaborate the transient change-point detection when changes of any magnitude are to be detected as long as the change sustains for considerable time. At the same time, we achieve three objectives:

- The assumption of known distributions is lifted, they are allowed to be unknown;
- Distributions are no longer assumed the same during different transient change segments;
- Unknown nuisance parameters are estimated during the detection algorithm.

**5.1. The GLR process**

Suppose that the observed sequence follows a transient change-point model with multiple segments from a family of distributions  $\mathcal{F}(\cdot|\theta)$  with different (nuisance) parameters  $\theta$ . The baseline parameter  $\theta_0$  may be known or unknown; parameters of transient change segments  $\theta_1, \theta_2, \dots$  are unknown, and they can be different for each transient change.

Following [4, 18, 13] and other work on generalized likelihood ratio (GLR) processes, the nuisance unknown parameters are to be estimated and replaced by the maximum likelihood estimators. Due to unknown change-points, the segments of data that should be used for estimating each nuisance parameter are also unknown. Therefore, parameters are estimated for each *potential change-point*  $k$  and inserted into the equations for the random walk  $S_t$ , and subsequently, the CUSUM  $W_t$  for every  $t$ . The *estimated CUSUM* process is then defined as

$$\widehat{W}_t = \max_{t^\omega \leq k \leq t-t^\omega} \sum_{i=k+1}^t \log \frac{f(\mathbf{X}_{k:t}|\widehat{\theta}_{k:t})}{f(\mathbf{X}_{0:k}|\widehat{\theta}_{0:k})} = \max_{t^\omega \leq k \leq t-t^\omega} \sum_{i=k+1}^t \log \frac{\max_{\theta \in \Theta} f(\mathbf{X}_{k:t}|\theta)}{\max_{\theta \in \Theta} f(\mathbf{X}_{0:k}|\theta)}, \tag{5.1}$$

where  $\widehat{\theta}_{0:k}$  and  $\widehat{\theta}_{k:t}$  are maximum likelihood estimators of the pre- and post-change nuisance parameters, calculated from segments  $\mathbf{X}_{0:k}$  and  $\mathbf{X}_{k:t}$ , as they would be estimated if a change occurred at time  $k$ . To avoid early false alarms caused by high variance of  $\widehat{\theta}_{0:k}$  and  $\widehat{\theta}_{k:t}$  when they are estimated from short segments, the candidate change-point  $k$  is separated from the ends of the interval  $[0, t]$  by an amount  $t^\omega$ , where  $\omega \in (0, 1)$  will be determined later.

A change-point is detected at the stopping time

$$\widehat{T}_h = \inf \left\{ t \leq n \mid \widehat{W}_t \geq h \right\}.$$

Of course, when the base distribution  $\mathcal{F}(\cdot|\theta_0)$  is known, its known parameter  $\theta_0$  is used, and only  $\theta_1$  is estimated.

At the other end, when the family of distributions is unknown, and the problem is nonparametric, method similar to (5.1) can be used. As proposed in [1], the entire density is then treated as a nuisance parameter. Histogram density estimators can be used for the post-, and possibly, pre-change distributions, which actually converts the nonparametric problem into a parametric one, with multinomial distributions during each segment.

**5.2. Probability of a false alarm**

Can we still control the rate of false alarms when maximum likelihood estimators  $\widehat{\theta}_0$  and  $\widehat{\theta}_1$  are used in place of the exact nuisance parameters? Clearly,  $\widehat{\theta}_j$  may differ substantially from  $\theta_j$  for small  $n$ , resulting in substantial differences between random walks  $S_t$  and  $\widehat{S}_t$ . However, one would expect the two random

walks to be close for large  $n$ , when the nuisance parameters are estimated consistently.

Suppose that the distributions  $F$  and  $G$  belong to a canonical exponential family with the common density

$$f(x|\theta) = e^{\theta x - \psi(\theta)} f(x|0). \quad (5.2)$$

Under this condition, Proposition 3.2 of [4] establishes the closeness of random walks  $\hat{S}_t$  and  $S_t$  that can be expressed as,

$$\mathbb{P} \left\{ \max_{k \leq n^\gamma} |\hat{S}_k - S_k| \geq \epsilon \right\} = o \left( \exp \left\{ -Cn^{(\omega-2\gamma)/3} \right\} \right),$$

as  $n \rightarrow \infty$ , for some  $C > 0$  and any  $\gamma \leq \omega/2$ .

Applying this result to our change-point detection procedure with nuisance parameters, we deduce that for any  $\epsilon > 0$ ,

$$\begin{aligned} \mathbb{P} \{ \text{false alarm in } [0, n^\gamma] \} &= \mathbb{P}_{\theta_0} \left\{ \hat{S}_m - \hat{S}_k \geq h \text{ for some } k \leq m \leq n^\gamma \right\} \\ &\leq \mathbb{P}_{\theta_0} \left\{ S_m - S_k \geq h - 2\epsilon \text{ or } |\hat{S}_m - S_m| \geq \epsilon \text{ or } |\hat{S}_k - S_k| \geq \epsilon \text{ for some } k \leq m \leq n^\gamma \right\} \\ &\leq o(1) + e^{-(h-2\epsilon)} \mathbb{E}_{\theta_0} e^{W_n} \leq o(1) + \alpha e^{2\epsilon}, \end{aligned}$$

as  $n \rightarrow \infty$ .

The arbitrary choice of  $\epsilon > 0$  yields that the probability of a false alarm is bounded by  $\alpha + o(1)$ . Further, for this probability bound, the power  $\gamma$  can be taken to be  $\omega/2$ .

**Proposition 5.1.** *When the underlying distributions  $F$  and  $G$  belong to an exponential family (5.2) whose parameters are estimated from intervals of length at least  $n^\omega$ ,*

$$\mathbb{P} \left\{ \text{false alarm by GLR in } [0, \sqrt{n^\omega}] \right\} \leq \alpha + o(1),$$

as  $n \rightarrow \infty$ .

## Appendix A: The distribution of PLE single instability region

Here we derive the exact distribution of PLE in the following general setting.

Let  $Y_1, Y_2, \dots$  be a sequence of independent random variables with the change points  $0 \leq a \leq b \leq \infty$ ;  $Y_k$  has a distribution function  $G$  for  $a < k \leq b$ , and  $F$  otherwise;  $S_k^+ = \sum_{i=1}^k Y_i$  and  $S_k^- = -\sum_{i=1}^k Y_i$  be the random walks;  $R_k^+ = \max(0, S_1^+, \dots, S_k^+)$  and  $R_k^- = \max(0, S_1^-, \dots, S_k^-)$  be the sequential maxima;  $W_k^- = R_k^+ - S_k^+$  and  $W_k^+ = R_k^- - S_k^- = S_k - V_k$  be the CUSUM processes;  $V_k = \min(0, S_1^+, \dots, S_k^+)$  be the sequential minima,  $k \in \mathbb{N}$ . Introduce the following notations:

$$R_{FG}(k, b) = \mathbb{P}(R_k^+ = 0) \quad \text{as } a = 0 \quad (A.1)$$

and

$$Q_{FG}(k, a, b) = \mathbb{P}(V_k = 0, W_k^- = 0). \quad (\text{A.2})$$

The function  $Q_{FG}(k, a, b)$  can be obtained recursively from the following lemma.

**Lemma A.1.** *Let  $Y_1, \dots, Y_n$  be independent random variables with the distribution functions  $F_1, \dots, F_n$  respectively;  $S_k = \sum_{j=1}^k Y_j$ ,  $R_k = \max(0, S_1, \dots, S_k)$ ,  $V_k = \min(S_1, \dots, S_k)$ ,  $Q_k(v, w, s) = \mathbb{P}(V_k > v, S_k > s, R_k - S_k \leq w)$  and  $Q'_k(v, w, s) = \frac{\mathbb{P}(V_k > v, S_k \in [s, s + ds), R_k - S_k \leq w)}{ds}$ ,  $k = 1, \dots, n$ . Then  $Q_1(v, w, s) = (F_1(w) - F_1(v \vee s)) \mathbf{1}_{\{w \geq v \vee s \vee 0\}}$ ,*

$$Q_{k+1}(v, w, s) = \int Q_k(v, w + x, s \vee v - x) dF_{k+1}(x) \mathbf{1}_{\{w \geq 0\}} \quad (\text{A.3})$$

and  $Q'_1(v, w, s) = F([s, s + ds]) \mathbf{1}_{\{v \leq s, w \geq s \vee 0\}}$ ,

$$Q'_{k+1}(v, w, s) = \int Q'_k(v, w + x, s - x) dF_{k+1}(x) \mathbf{1}_{\{v \leq s, w \geq 0\}}, \quad (\text{A.4})$$

$k = 1, \dots, n - 1$ .

*Proof.* The relation  $Q_1(v, w, s) = (F_1(w) - F_1(v \vee s)) \mathbf{1}_{\{w \geq 0\}}$  is clear. Note that  $V_{k+1} = \min(V_k, S_k + Y_{k+1})$ ,  $R_{k+1} = \max(R_k, S_k + Y_{k+1})$  and  $S_{k+1} = S_k + Y_{k+1}$ . Then  $R_l - S_l - Y_{k+1} \leq t$  if  $R_{k+1} = R_k$ , and  $R_k - S_k - Y_{k+1} \leq 0$  if  $R_{k+1} = S_{k+1}$ . Therefore,

$$\begin{aligned} & \mathbb{P}(V_{k+1} > v, S_{k+1} > s, R_{k+1} - S_{k+1} > w) \\ &= \mathbb{P}(V_k > v, S_k + Y_{k+1} > v, S_k + Y_{k+1} > s, R_k - S_k - Y_{k+1} \leq w) \\ &= \int \mathbb{P}(V_k > v, S_k > v \vee s - x, R_k - S_k \leq w - x) \mathbf{1}_{\{w \geq 0\}} dF_{k+1}(x) \end{aligned}$$

for each  $k \in 1, \dots, n - 1$ . The recursive equations (A.4) can be obtained in a similar manner. The proof is completed.  $\square$

**Remark A.1.** (i). Lemma A.1 establishes the Markov property of the 3-dimensional process  $(V_k, R_k, S_k)$ ,  $k = 1, \dots, n$ .

(ii). The recurrent formula (A.3) is applicable for fixed  $v$ , calculation of  $Q_k(v, w, s)$  for all  $v$  and each  $k$  is not required in this case.

Let  $Y_1, \dots, Y_n$  be a sequence with fixed change points  $0 \leq a \leq b \leq \infty$ ;  $(\tilde{a}_m, \tilde{b}_m)$ ,  $m = 1, \dots, M$  be the PLEs. The total number  $M$  of PLEs is random and the common distribution of PLEs and  $L$  is quite hard to be obtained. The common distribution of a version  $(\tilde{a}, \tilde{b})$  of PLE if  $\mathbb{P}(M > 1)$  is small can be evaluated by the following probabilities obtained immediately from (2.8):

$$\begin{aligned} p_{lr} &= \mathbb{P}(\cup_{m=1}^M \{\tilde{a}_m = a + l, \tilde{b}_m = b + r\}) \\ &= R_{FG}(a+l, l_*) Q_{FG}(d, l^*, d - r_*) R_{FG}(n - b - r, r^*) \end{aligned}$$

where  $l_* = l \vee 0$ ,  $l^* = -l \vee 0$ ,  $r_* = r \vee 0$ ,  $r^* = -r \vee 0$ ,  $d = b - a + r - l$ ;  $R_{FG}$  and  $Q_{FG}$  are defined in (A.1) and (A.2) respectively, and the values  $Q_{FG}(k, a, b) = Q(0, 0, -\infty)$  can be obtained recursively from (A.3) with the distributions of  $Y_i$  obtained from the initial distribution  $G$  for  $i \in (a, b]$  and from the initial distribution  $F$  for other values of  $i \in \{1, \dots, k\}$ . Note that the sum of probabilities for all available values  $l$  and  $r$  can be larger than 1.

Let  $Y_1, Y_2, \dots$  be a sequence from the distribution  $H$ . We use the notations of Section 2.3 and note

$$\begin{aligned} Q_{H,k}(x, y, s) &= \mathbb{P}_H(V_k > x, W_k^- \leq y, S_k > s), \\ Q'_{H,k}(x, y, ds) &= \mathbb{P}_H(V_k > x, W_k^- \leq y, S_k \in [s, s + ds)), \\ Q_{H,k}(x, y) &= \mathbb{P}_H(V_k > x, W_k^- \leq y) = Q_{H,k}(x, y, -\infty), \\ A_{H,k}(x, dy) &= A_{H,k}^+(x, dy) = \mathbb{P}_H(R_k^+ \leq x, -S_k^+ \in [y, y + dy)), \\ A_{H,k}^-(x, dy) &= \mathbb{P}_H(R_k^- \leq x, -S_k^- \in [y, y + dy)). \end{aligned}$$

The functions  $Q_{H,k}$  and  $Q'_{H,k}$  can be obtained recursively by Lemma A.1 under  $F_i \equiv H$ ,  $i = 1, \dots, k$ .

The probabilities  $p_{lr}$  can be obtained from distributions of i.i.d. random variables.

*Case 0:* Under  $l = 0$  and  $r = 0$ ,

$$p_{00} = R_{F,a}(0)Q_{G,b-a}(0, 0)R_{F,n-b}(0).$$

*Case 1:* Under  $l < b - a + r$  and  $r < a - b$ ,

$$\begin{aligned} p_{lr} &= \int_0^\infty \int_{-x}^\infty \mathbb{P}_F(R_{a+l}^+ = 0) \mathbb{P}(V_d > 0, W_d^- = 0) \\ &\quad \times \mathbb{P}_F(R_{a-b-r}^+ = 0, -S_{a-b-r}^+ \in [x, x + dx)) \\ &\quad \times \mathbb{P}_G(R_{b-a}^+ \leq x, -S_{b-a}^+ \in [y, y + dy)) \mathbb{P}_F(R_{n-b}^+ \leq x + y) \\ &= R_{F,a+l}(0)Q_{G,d}(0, 0) \\ &\quad \times \int_0^\infty \int_{-x}^\infty R_{F,n-b}(x + y) A_{F,a-b-r}(0, dx) A_{G,b-a}(x, dy) \end{aligned}$$

where  $d = b + r - a - l$ .

*Case 2:* Under  $l < b - a + r$  and  $r = a - b$ ,

$$\begin{aligned} p_{lr} &= \int_0^\infty \mathbb{P}_F(R_{a+l}^+ = 0) \mathbb{P}_F(V_d > 0, W_d^- = 0) \\ &\quad \times \mathbb{P}_G(R_{b-a}^+ = 0, -S_{b-a}^+ \in [x, x + dx)) \mathbb{P}_F(R_{n-b}^+ \leq x) \\ &= R_{F,a+l}(0)Q_{G,d}(0, 0) \int_0^\infty R_{F,n-b}(0)(x) A_{G,b-a}(0, dx). \end{aligned}$$

Case 3: Under  $l < 0$  and  $a - b < r < 0$ ,

$$\begin{aligned}
 p_{lr} &= \int_0^\infty \int_0^\infty \int_0^\infty \mathbb{P}_F(R_{a+l}^+ = 0) \mathbb{P}_F(V_{-l} > 0, W_{-l}^- = 0, S_{-l}^+ \in [x, x + dx]) \\
 &\quad \times \mathbb{P}_G(V_{b+r-a} > -x, W_{b+r-a}^- = 0, S_{b+r-a}^+ \in [y, y + dy]) \\
 &\quad \times \mathbb{P}_G(R_{-r}^+ = 0, -S_{-r}^+ \in [z, z + dz]) \mathbb{P}_F(R_{n-b}^+ \leq z) \\
 &= R_{F,a+l}(0) \\
 &\quad \times \int_0^\infty \int_0^\infty \int_0^\infty R_{F,n-b}(z) Q'_{F,-l}(0, y, dx) Q'_{G,b+r-a}(-x, 0, dy) A_{G,-r}(0, dz).
 \end{aligned}$$

Case 4: Under  $l < 0$  and  $r = 0$ ,

$$\begin{aligned}
 p_{lr} &= \int_0^\infty \int_0^\infty \mathbb{P}_F(R_{a+l}^+ = 0) \mathbb{P}_F(V_{-l} > 0, W_{-l}^- \leq y, S_l \in [x, x + dx]) \\
 &\quad \times \mathbb{P}_G(V_{b-a} > -x, W_{b-a}^- = 0, S_{b-a} \in [y, y + dy]) \mathbb{P}_F(R_{n-b}^+ = 0) \\
 &= R_{F,a+l}(0) R_{F,n-b}(0) \int_0^\infty \int_0^\infty Q'_{F,-l}(0, y, dx) Q'_{G,b-a}(-x, 0, dy).
 \end{aligned}$$

and

$$\begin{aligned}
 &\mathbb{P}_G(V_{b-a} > -x, W_{b-a}^- = 0, S_{b-a} \in [y, y + dy]) \\
 &= \mathbb{P}_G(V_{b-a}^- > 0, W_{b-a}^- \leq x, S_{b-a}^- \in [y, y + dy]).
 \end{aligned}$$

Case 5: Under  $l < 0$  and  $r > 0$ ,

$$\begin{aligned}
 p_{lr} &= \int_0^\infty \int_0^\infty \int_{-(x \wedge y)}^\infty \mathbb{P}_F(R_{a+l}^+ = 0) \mathbb{P}_F(V_{-l} > 0, W_{-l}^- \leq y + z, S_{-l} \in [x, x + dx]) \\
 &\quad \times \mathbb{P}_G(V_{b-a} > -x, W_{b-a}^- \leq y, S_{b-a} \in [z, z + dz]) \\
 &\quad \times \mathbb{P}_G(V_r > -x - z, W_r^- = 0, S_r \in [y, y + dy]) \mathbb{P}_F(R_{n-b-r}^+ = 0) \\
 &= R_{F,a+l}(0) R_{F,n-b-r}(0) \\
 &\quad \times \int_0^\infty \int_0^\infty \int_{-(x \wedge y)}^\infty Q'_{F,-l}(0, y + z, dx) Q'_{G,r}(-x - z, 0, dy) Q'_{G,b-a}(-x, y, dz).
 \end{aligned}$$

Case 6: Under  $l = 0$  and  $r < 0$ ,

$$\begin{aligned}
 p_{lr} &= \int_0^\infty \mathbb{P}_F(R_a^+ = 0) \mathbb{P}_G(V_{b-a+r} > 0, W_{b-a+r}^- = 0) \\
 &\quad \times \mathbb{P}_G(R_{-r}^+ = 0, -S_{-r} \in [y, y + dy]) \mathbb{P}_F(R_{n-b}^+ \leq y) \\
 &= R_{F,a}(0) Q_{G,d}(0, 0) \int_0^\infty R_{F,n-b}(x) A_{G,-r}(0, dx).
 \end{aligned}$$

Case 7: Under  $l = 0$  and  $r > 0$ ,

$$\begin{aligned} p_{lr} &= \int_0^\infty \int_0^\infty \mathbb{P}_F(R_a^+ = 0) \mathbb{P}_G(V_{b-a} > 0, W_{b-a}^- \leq y, S_{b-a} \in [x, x + dx]) \\ &\quad \times \mathbb{P}_G(V_r > -x, W_r^- = 0, S_r \in [y, y + dy]) \mathbb{P}_F(R_{n-b}^+ = 0) \\ &= R_{F,a}(0) R_{F,n-b}(0) \int_0^\infty \int_0^\infty Q'_{G,b-a}(0, y, dx) Q'_{F,r}(-x, 0, dy). \end{aligned}$$

Case 8: Under  $l > 0$  and  $r < 0$ ,

$$\begin{aligned} p_{lr} &= \int_0^\infty \int_0^\infty \mathbb{P}_F(R_a^+ \leq x) \mathbb{P}_G(R_l^+ = 0, -S_l \in [x, x + dx]) \\ &\quad \times \mathbb{P}_G(V_{b+r-a-l} > 0, W_{b+r-a-l}^- = 0) \mathbb{P}_G(R_r = 0, -S_r \in [y, y + dy]) \mathbb{P}_F(R_{n-b-r}^+ \leq y) \\ &= Q_{G,d}(0, 0) \int_0^\infty R_{F,a}(x) A_{G,l}(0, dx) \int_0^\infty R_{F,n-b-r}(y) A_{G,r}(0, dy). \end{aligned}$$

Case 9: Under  $l > 0$  and  $r = 0$ ,

$$\begin{aligned} p_{lr} &= \int_0^\infty \mathbb{P}_F(R_a^+ \leq x) \mathbb{P}_G(R_l^+ = 0, -S_l \in [x, x + dx]) \\ &\quad \times \mathbb{P}_G(V_{b-a-l} > 0, W_{b-a-l}^- = 0) \mathbb{P}_F(R_{F,n-b}^+ = 0) \\ &= Q_{G,d}(0, 0) R_{F,n-b}(0) \int_0^\infty R_{F,a}(x) A_{G,l}(0, dx). \end{aligned}$$

Case 10: Under  $0 < l < b - a$  and  $r > 0$ ,

$$\begin{aligned} p_{lr} &= \int_0^\infty \int_0^\infty \int_0^\infty \mathbb{P}_F(R_a^+ \leq x) \mathbb{P}_G(R_l^+ = 0, -S_l \in [x, x + dx]) \\ &\quad \times \mathbb{P}_G(V_{b-a-l} > 0, W_{b-a-l}^- \leq z, S_{b-a-l} \in [y, y + dy]) \\ &\quad \times \mathbb{P}_G(V_r > -y, W_r^- = 0, S_r \in [z, z + dz]) \mathbb{P}_F(R_{n-b-r}^+ \leq 0) \\ &= R_{F,n-b-r}(0) \int_0^\infty R_{F,a}(x) A_{G,l}(0, dx) \int_0^\infty \int_0^\infty Q'_{G,b-a-l}(0, z, dy) Q'_{G,r}(-y, 0, dz). \end{aligned}$$

Case 11: Under  $l = b - a$  and  $r > 0$ ,

$$\begin{aligned} p_{lr} &= \int_0^\infty \mathbb{P}_F(R_a^+ \leq x) \mathbb{P}_F(R_{b-a}^+ = 0, -S_{b-a} \in [x, x + dx]) \\ &\quad \times \mathbb{P}_G(V_r > 0, W_r^- \leq 0) \mathbb{P}_F(R_{n-b-r}^+ \leq 0) \\ &= R_{F,n-b-r}(0) Q_{G,r}(0, 0) \int_0^\infty R_{F,a}(x) A_{G,l}(0, dx). \end{aligned}$$

Case 12: Under  $l > b - a$  and  $r > 0$ ,

$$\begin{aligned}
p_{lr} &= \int_0^\infty \int_{-x}^\infty \mathbb{P}_F(R_a^+ \leq x + y) \mathbb{P}_G(R_{b-a}^+ \leq x, -S_{b-a} \in [y, y + dy)) \\
&\quad \times \mathbb{P}_G(R_{a-b+l}^+ = 0, -S_{a-b+l} \in [x, x + dx)) \\
&\quad \times \mathbb{P}_F(V_d > 0, W_d^- = 0) \mathbb{P}_F(R_{n-b-r}^+ \leq 0) \\
&= R_{F,n-b-r}(0) Q_{F,d}(0, 0) \int_0^\infty \int_{-x}^\infty R_a^+(x + y) A_{G,a-b+l}(0, dx) A_{F,b-a}(x, dy).
\end{aligned}$$

## References

- [1] M. Baron. Nonparametric adaptive change-point estimation and on-line detection. *Sequential Analysis*, 19(12):1–23, 2000.
- [2] M. Baron, M. Rosenberg, and N. Sidorenko. Electricity pricing: modeling and prediction with automatic spike detection. *Energy, Power, and Risk Management*, October 2001:36–39, 2001.
- [3] M. Baron, M. Rosenberg, and N. Sidorenko. Divide and conquer: forecasting power via automatic price regime separation. *Energy, Power, and Risk Management*, Match 2002:70–73, 2002.
- [4] M. Baron and A. L. Rukhin. Asymptotic behavior of confidence regions in the change-point problem. *J. of Stat. Planning and Inference*, 58:263–282, 1997.
- [5] A. M. Bianchi, L. Mainardi, E. Petrucci, M. G. Signorini, M. Mainardi, and S. Cerutti. Time-variant power spectrum analysis for the detection of transient episodes in hrv signal. *IEEE Transactions on Biomedical Engineering*, 40(2):136–144, 1993.
- [6] Ronald B Crosier. A new two-sided cumulative sum quality control scheme. *Technometrics*, 28(3):187–194, 1986.
- [7] D. Egea-Roca, J. A. López-Salcedo, G. Seco-Granados, and H. V. Poor. Performance bounds for finite moving average tests in transient change detection. *IEEE Transactions on Signal Processing*, 66(6):1594–1606, 2018.
- [8] B. K. Guépié, L. Fillatre, and I. Nikiforov. Detecting a suddenly arriving dynamic profile of finite duration. *IEEE Transactions on Information Theory*, 63(5):3039–3052, 2017.
- [9] B. K. Guépié, L. Fillatre, and I. V. Nikiforov. Sequential detection of transient changes. *Sequential Analysis*, 31(4):528–547, 2012.
- [10] D. V. Hinkley. Inference about the change-point in a sequence of random variables. *Biometrika*, 57:1–17, 1970.
- [11] Y. Hochberg and A. C. Tamhane. *Multiple comparison procedures*. Wiley, New York, 1987.
- [12] I. Hu and A. L. Rukhin. A lower bound for error probability in change-point estimation. *Statistica Sinica*, 5:319–331, 1995.
- [13] B. James, K. L. James, and D. Siegmund. Asymptotic approximations for



- likelihood ratio tests and confidence regions for a change-point in the mean of a multivariate normal distribution. *Statist. Sinica*, 2:69–90, 1992.
- [14] M. R. Leadbetter, G. Lindgren, and H. Rootzen. *Extremes and Related Properties of Random Sequences and Processes*. Springer-Verlag, New York, 1983.
- [15] J. Noonan and A. Zhigljavsky. Power of the mosum test for online detection of a transient change in mean. *Sequential Analysis*, 39(2):269–293, 2020.
- [16] E. S. Page. Continuous inspection schemes. *Biometrika*, 41:100–115, 1954.
- [17] V. G. Repin. Detection of a signal with unknown moments of appearance and disappearance. *Problemy Peredachi Informatsii*, 27(1):61–72, 1991.
- [18] J. Reynolds, R. Marion, and J. Lou. An evaluation of a glr control chart for monitoring the process mean. *Journal of quality technology*, 42(3):287–310, 2010.
- [19] M. Rosenberg, J. D. Bryngelson, M. Baron, and A. D. Papalexopoulos. Transmission valuation analysis based on real options with price spikes. In *S. Rebennack, P.M. Pardalos, M.V.F. Pereira and N. Iliadis, eds. Handbook of Power Systems II; Energy Systems Part I*, pages 101–125, Springer, Berlin-Heiderberg, 2010.
- [20] M. Rosenberg, J. D. Bryngelson, N. Sidorenko, and M. Baron. Price spikes and real options: transmission valuation. In *E. I. Ronn, ed., Real Options and Energy Management*, pages 323–370, Risk Books, London, 2002.
- [21] A. N. Shiryaev. *Probability, 2nd edition*. Springer-Verlag, New York, 1995.
- [22] D. W. Stroock. *Mathematics of probability*, volume 149. American Mathematical Soc., 2013.
- [23] L. Tafakori, A. Pourkhanali, and F. A. Fard. Forecasting spikes in electricity return innovations. *Energy*, 150:508–526, 2018.
- [24] A. G. Tartakovskii. Detection of signals with random moments of appearance and disappearance. *Problemy Peredachi Informatsii*, 24(2):39–50, 1988.
- [25] A. G. Tartakovsky, N. R. Berenkov, A. E. Kolessa, and I. V. Nikiforov. Optimal sequential detection of signals with unknown appearance and disappearance points in time. *IEEE Transactions on Signal Processing*, 69:2653–2662, 2021.
- [26] M. Woodroofe. *Nonlinear renewal theory in sequential analysis*. SIAM, 1982.
- [27] L. Zhang and Y. Li. Regime-switching based vehicle-to-building operation against electricity price spikes. *Energy Economics*, 66:1–8, 2017.
- [28] B. Zhou, M. Chioua, M. Bauer, J. C. Schlake, and N. F. Thornhill. Improving root cause analysis by detecting and removing transient changes in oscillatory time series with application to a 1, 3-butadiene process. *Industrial & Engineering Chemistry Research*, 58(26):11234–11250, 2019.