

Fermion and scalar two-component dark matter from a Z_4 symmetry

Carlos E. Yaguna¹ and Óscar Zapata²

¹*Escuela de Física, Universidad Pedagógica y Tecnológica de Colombia,
Avenida Central del Norte # 39-115, Tunja, Colombia*

²*Instituto de Física, Universidad de Antioquia,
Calle 70 # 52-21, Apartado Aéreo 1226, Medellín, Colombia*

We revisit a two-component dark matter model in which the dark matter particles are a singlet fermion (ψ) and a singlet scalar (S), both stabilized by a single Z_4 symmetry. The model, which was proposed by Y. Cai and A. Spray, is remarkably simple, with its phenomenology determined by just five parameters: the two dark matter masses and three dimensionless couplings. In fact, S interacts with the Standard Model particles via the usual Higgs-portal, whereas ψ only interacts directly with S , via the Yukawa terms $\bar{\psi}^c(y_s + y_p\gamma^5)\psi S$. We consider the two possible mass hierarchies among the dark matter particles, $M_S < M_\psi$ and $M_\psi < M_S$, and numerically investigate the consistency of the model with current bounds. The main novelties of our analysis are the inclusion of the y_p coupling, the update of the direct detection limits, and a more detailed characterization of the viable parameter space. For dark matter masses below 1.3 TeV or so, we find that the model not only is compatible with all known constraints, but that it also gives rise to observable signals in future dark matter experiments. Our results show that both dark matter particles may be observed in direct detection experiments and that the most relevant indirect detection channel is due to the annihilation of ψ . We also argue that this setup can be extended to other Z_N symmetries and additional dark matter particles.

I. INTRODUCTION

Determining the nature of the dark matter –that exotic form of matter that accounts for about 25% of the energy density of the Universe [1]– is one of the most important open problems in fundamental physics today. A common approach is to assume that the dark matter is explained by *one* elementary particle, which, being neutral and stable, is not part of the Standard Model (SM) [2, 3]. Throughout the years, many different models have been proposed along these lines [4, 5].

A simple alternative to this approach is that of multi-component dark matter scenarios [6–47], in which the dark matter consists of several particles, each contributing just a fraction of the observed dark matter density. These scenarios are consistent with current observations and often

feature distinctive experimental signatures that allow to differentiate them from the standard setup. Recently, it was pointed out [38] that multi-component *scalar* dark matter models based on a single Z_N ($N \geq 4$) stabilizing symmetry are well-motivated and offer an interesting phenomenology [14, 19, 23]. Two-component dark matter scenarios of this type were studied in Refs. [41] and [44]. Here, we widen such discussion to models where the dark matter consists of a scalar and a fermion.

Specifically, we revisit the model proposed in [24], which is based on a Z_4 symmetry and extends the SM particle content with a Dirac fermion (ψ) and a real scalar (S), both singlets under the gauge group but charged under the Z_4 . This model turns out to be remarkably simple, with just five parameters dictating its phenomenology –the two dark matter masses and three couplings. In this paper, we expand and update the analysis of this model in multiple ways. Among others, we include, for the first time, the pseudoscalar coupling y_p , which opens up new regions of parameter space; we take into account the most recent limits from dark matter direct detection experiments, which exclude a significant fraction of previously considered viable models; we obtain the viable regions, and characterize them in detail by projecting them onto different planes; we study the most relevant experimental signatures in direct and indirect dark matter experiments; and we show how this model can be straightforwardly extended to other Z_N symmetries and additional dark matter particles. We find that the model is viable over a wide range of masses and that it is experimentally very promising. A novel and crucial result of our analysis is that *both* dark matter particles could be observed in current and planned direct detection experiments.

This Z_4 model has several advantages: it is likely the simplest two-component dark matter model that can be conceived; it can be seen as a minimal extension of the well-known scalar singlet model [48–50], with the benefit of remaining viable for dark matter masses below 1 TeV or so [51, 52]; it leads to observable signatures that allow to differentiate it from the more conventional models; and, as will be shown, it belongs to a family of multi-component models featuring scalar and fermionic dark matter particles that are stabilized by a single Z_N symmetry.

The rest of the paper is organized as follows. The model is presented in the next section. In section III the dark matter phenomenology is discussed in detail, including the new processes that contribute to the relic densities and the Boltzmann equations that determine them. Our main results are presented in sections IV and V, where a random scan is used to identify the viable regions of this model for each of the two mass regimes. The direct and indirect detection prospects are also analyzed there. In section VI we briefly examine possible extensions of this model to other Z_N symmetries and to additional dark matter particles. Finally, we draw our conclusion in section VII.

II. THE MODEL

Let us consider an extension of the SM by a real scalar singlet S and a Dirac fermion singlet ψ , both charged under a new Z_4 symmetry. S and ψ are assumed to transform respectively as $S \rightarrow -S$ and $\psi \rightarrow i\psi$, whereas the SM fields are singlets of the Z_4 . The most general Lagrangian, symmetric under $SU(3) \times SU(2) \times U(1) \times Z_4$, contains the new terms

$$\mathcal{L} = \frac{1}{2}\mu_S^2 S^2 + \lambda_S S^4 + \frac{1}{2}\lambda_{SH}|H|^2 S^2 + M_\psi \bar{\psi}\psi + \frac{1}{2} [y_s \bar{\psi}^c \psi + y_p \bar{\psi}^c \gamma_5 \psi + \text{h.c.}] S, \quad (1)$$

where $H = [0, (h + v_H)/\sqrt{2}]^T$, with h the SM Higgs boson. The mass of the real scalar singlet is then given by

$$M_S^2 = \mu_S^2 + \frac{1}{2}\lambda_{SH}v_H^2. \quad (2)$$

From the Lagrangian one can see that ψ is automatically stable whereas S becomes stable for $M_S < 2M_\psi$. In the following, this condition is assumed to hold so that both S and ψ contribute to the observed dark matter density. The model thus describes a two-component dark matter scenario.

A couple of previous works have discussed similar scenarios in the past. Recently, a model without the y_s term and with no Z_4 symmetry was considered in Ref. [45]. The structure of their fermion interaction term is, however, $\bar{\psi}\gamma^5\psi S$ rather than $\bar{\psi}^c\gamma^5\psi S$. Previously, in Ref. [24], a model based on the Z_4 symmetry and with the same particle content was proposed, but the interaction term proportional to y_p was left out and only few of its implications were studied. A phenomenological analysis of the Z_4 model described above, including the impact of the most recent direct detection data and the characterization of its viable parameter space, is clearly due and is the goal of this work.

Even if it contains two species contributing to the dark matter, this Z_4 model is exceptionally minimal. A single discrete symmetry stabilizes both dark matter particles, and five parameters (M_S , M_ψ , λ_{SH} , y_s , y_p) dictate the model phenomenology. It probably is the simplest model of two-component dark matter that can be envisioned, and it is simpler than many of the standard (one-component) dark matter models that have been previously studied.

Among the three new couplings, the Higgs-portal, λ_{SH} , plays a prominent role as it couples the dark matter sector with the SM particles. Notice that ψ interacts directly only with S , which in turn couples to the Higgs and, through it, to the rest of the SM particles. Hence, λ_{SH} must necessarily be different from zero, but either y_s or y_p can in principle vanish –not both though as ψ

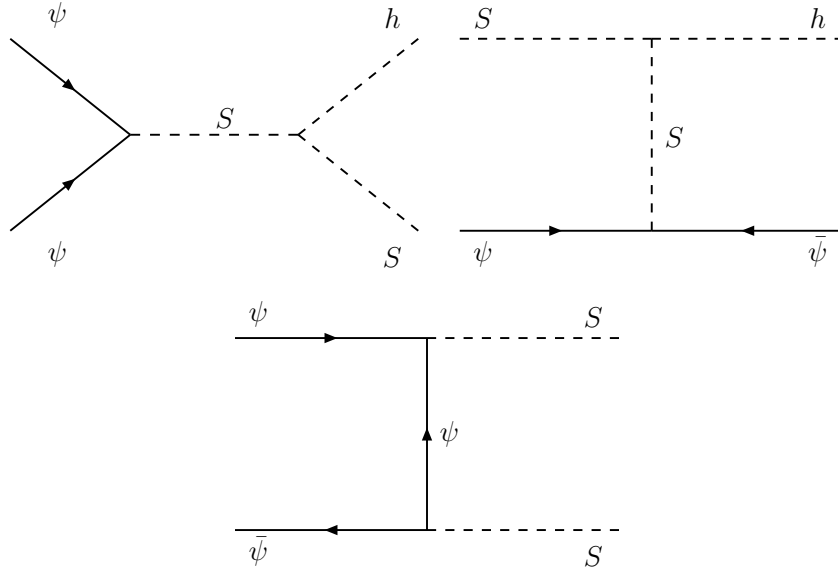


FIG. 1: Dark matter semiannihilation (top) and conversion (bottom) processes.

would become a free particle. It will be convenient, in our analysis, to separately consider the cases $y_p = 0$ and $y_s = 0$, which we refer to as the scalar portal and the pseudoscalar portal respectively. In this work, we will focus on the *freeze-out* regime [53] of this model¹, where the couplings are large enough for the dark matter particles to reach thermal equilibrium in the early Universe, and which typically leads to observable signals in dark matter experiments.

This model can be seen as a merging of two (one-component) dark matter models that have been extensively studied in the literature: the singlet scalar [48–50] and the singlet fermion [55–58]. Both are highly constrained by current data stemming from the relic density and direct detection limits but, as we will show, these constraints can be greatly relaxed when we combine these two models into the single two-component dark matter scenario described by equation (1). In fact, in our model there are novel dark matter processes that affect the relic density and open up new viable regions of the parameter space.

III. DARK MATTER PHENOMENOLOGY

A. Dark Matter processes

The terms in \mathcal{L} affect the dark matter phenomenology in different ways. The interplay of the interactions controlled by λ_{SH} and $y_{s,p}$ lead to $\psi\psi$ and ψS semiannihilations [59, 60] (top panels in

¹ Freeze-in production [54] can also be realized.

Figure 1), while the Yukawa interactions y_s and y_p lead to dark matter conversions (bottom panel in Figure 1). On the other hand, the Higgs portal interaction induces as usual scalar selfannihilations into a pair of fermions, weak gauge bosons and Higgses. At large M_S the main annihilation channel is $SS \rightarrow hh$, with a cross section of the order of

$$\sigma v(SS \rightarrow hh) \sim \frac{\lambda_{SH}^2}{16\pi M_S^2}. \quad (3)$$

1. $\psi\psi$ annihilation

The processes $\psi\psi \rightarrow Sh$ and $\bar{\psi}\bar{\psi} \rightarrow Sh$ generate a modification in the ψ number density by two units (and in the S number by one unit). The cross section for $\psi\psi \rightarrow Sh$ is given by

$$\sigma v(\psi\psi \rightarrow Sh) = \frac{\lambda_{SH}^2 v_H^2 \beta(M_S, M_h)}{16\pi s^2 (s - M_S^2)^2} [(s - 4M_\psi^2)|y_s|^2 + s|y_p|^2]. \quad (4)$$

where

$$\beta(M_i, M_j) = [s^2 - 2s(M_i^2 + M_j^2) + (M_i^2 - M_j^2)^2]^{1/2}. \quad (5)$$

Expanding it in terms of even powers of the relative velocity v we obtain $\sigma v(\psi\psi \rightarrow Sh) = a_1 + b_1 v^2$ with

$$a_1 = \frac{\sqrt{M_h^4 + (M_S^2 - 4M_\psi^2)^2 - 2M_h^2(M_S^2 + 4M_\psi^2)}}{64\pi M_\psi^2 (M_S^2 - 4M_\psi^2)^2} \lambda_{SH}^2 |y_p|^2, \quad (6)$$

$$b_1 = (-C_p |y_p|^2 + C_s |y_s|^2) \frac{\lambda_{SH}^2 v_H^2}{\Delta}. \quad (7)$$

The expressions for Δ , C_p and C_s are reported in the Appendix. This process becomes velocity suppressed for $y_p = 0$ and the process is kinematically favourable as long as $2M_\psi > M_S + M_h$.

Concerning the reverse process $Sh \rightarrow \psi\psi$, the expression for $\sigma v(Sh \rightarrow \psi\psi) = \tilde{a}_1 + \tilde{b}_1 v^2$ at order $\mathcal{O}(v^0)$ is

$$\tilde{a}_1 = \frac{v_H^2 \lambda_{SH}^2 \sqrt{2M_h M_S + M_h^2 + M_S^2 - 4M_\psi^2}}{32\pi M_h^3 M_S (M_h + M_S) (M_h + 2M_S)^2} [((M_h + M_S)^2 - 4M_\psi^2)|y_s|^2 + (M_h + M_S)^2 |y_p|^2]. \quad (8)$$

Due to the relative minus sign present in the coefficient $((M_h + M_S)^2 - 4M_\psi^2)$ accompanying $|y_s|^2$, some interference effects are expected to occur in the resulting thermally averaged cross section, which can be enhanced when both portals are opened.

2. ψS semiannihilation

The processes $\psi S \rightarrow \bar{\psi} h$ and $\bar{\psi} S \rightarrow \psi h$ generate a modification in the S number density by one unit. The differential cross section can be cast as

$$\frac{d\sigma}{d\Omega}(\psi S \rightarrow \bar{\psi} h) = \frac{\lambda_{SH}^2 v_H^2 \beta(M_\psi, M_h)}{32\pi^2 s \beta(M_\psi, M_S) (t - M_S^2)^2} [(2M_\psi^2 - t/2)|y_s|^2 - t/2|y_p|^2]. \quad (9)$$

The corresponding cross section in terms of v gives $\sigma v(\psi S \rightarrow \bar{\psi} h) = a_2 + b_2 v^2$ with

$$a_2 = \kappa' \lambda_{SH}^2 v_H^2 [(M_S^2 - M_h^2)|y_p|^2 + ((M_S + 2M_\psi)^2 - M_h^2)|y_s|^2], \quad (10)$$

$$b_2 = \frac{\lambda_{SH}^2 v_H^2 M_\psi^2}{(M_S + M_\psi)^3 \Delta'} [(M_h^2 - (M_S + 2M_\psi)^2) C'_s |y_s|^2 + (M_h^2 - M_S^2) C'_p |y_p|^2], \quad (11)$$

and

$$\kappa' = \frac{\sqrt{(M_S^2 - M_h^2)[(M_S + 2M_\psi)^2 - M_h^2]}}{32\pi M_S (M_S + M_\psi) [M_S^3 + M_\psi (2M_S^2 - M_h^2)]^2}. \quad (12)$$

The expressions for Δ' , C'_p and C'_s are reported in the Appendix².

This cross section does not suffer a velocity suppression in either case $-y_s = 0$ or $y_p = 0$. It receives, instead, an enhancement, in the case $y_p = 0$, due to the dependence with M_ψ in the velocity independent factor a_2 , which strengthens the S semiannihilation in comparison with the case $y_s = 0$ (see figure 2). For $M_S \gg M_h$ the ratio $a_2|_{y_p=0}/a_2|_{y_s=0}$ reaches the asymptotic value $(1 + 2M_\psi/M_S)^2$.

Comparing the rates for the scalar selfannihilation and semiannihilation processes, the former will dominate if

$$|y_s| > \sqrt{\frac{2(1 + M_\psi/M_S)}{(1 + 2M_\psi/M_S)}} \frac{M_S}{v_H}, \quad (13)$$

$$|y_p| > \frac{2\sqrt{3}M_S}{v_H}, \quad (14)$$

for the case of $y_p = 0$ and $y_s = 0$, respectively. Thus, the semiannihilation processes are typically efficient for not so large scalar masses, and in the $y_s = 0$ case if $y_p \gtrsim 1$ is also fulfilled.

3. $\bar{\psi}\psi \rightarrow SS$

The differential cross section for $\bar{\psi}\psi \rightarrow SS$ is

$$\frac{d\sigma}{d\Omega}(\bar{\psi}\psi \rightarrow SS) = \frac{\beta(M_S, M_S)}{64\pi s \beta(M_\psi, M_\psi)} \left[\frac{\Sigma_t}{2(t - M_\psi^2)^2} + \frac{\Sigma_u}{2(u - M_\psi^2)^2} + \frac{\Sigma_{tu}}{(t - M_\psi^2)(u - M_\psi^2)} \right], \quad (15)$$

² We notice that these results are not in agreement with those reported in Ref. [24].

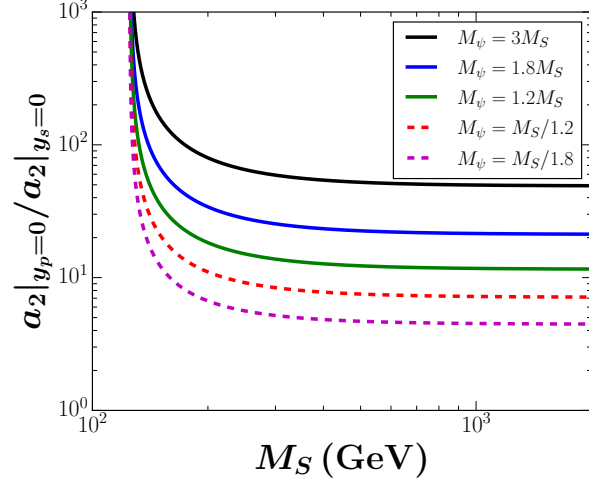


FIG. 2: $a_2|_{y_p=0}/a_2|_{y_s=0}$ as a function of M_S for different mass ratios M_ψ/M_S .

where the Σ functions are reported in the Appendix. The corresponding cross section in terms of v turns to be always velocity suppressed, in other words, expressing $\sigma v(\bar{\psi}\psi \rightarrow SS) = a_3 + b_3 v^2$ implies that

$$a_3 = 0, \quad (16)$$

$$b_3 = \frac{M_\psi \sqrt{M_\psi^2 - M_S^2}}{24\pi (M_S^2 - 2M_\psi^2)^4} \Delta_3, \quad (17)$$

with

$$\Delta_3 = -2M_S^2 M_\psi^2 (-y_p^2 y_s^2 + y_p^4 + 4y_s^4) + M_S^4 (y_p^4 + 2y_s^4) + M_\psi^4 (-2y_p^2 y_s^2 + y_p^4 + 9y_s^4). \quad (18)$$

B. The Boltzmann equations

The processes that may affect the ψ and S relic densities are summarized in Table I, and classified according to their type. For this classification, ψ and S are assumed to belong respectively to sectors 1 and 2 while the SM particles belong to sector 0. Notice, in particular, that processes of the type 1100 are not allowed as ψ cannot annihilate at tree-level into SM particles. The Boltzmann

ψ Processes	Type	S Processes	Type
		$S + S \rightarrow SM + SM$	2200
$\psi + \bar{\psi} \rightarrow S + S$	1122	$S + S \rightarrow \psi + \bar{\psi}$	2211
$\psi + \psi \rightarrow S + h$	1120	$S + h \rightarrow \psi + \psi$	2011
		$S + \psi \rightarrow \bar{\psi} + h$	2110

TABLE I: The $2 \rightarrow 2$ processes that are allowed (at tree-level) in the Z_4 model and that can modify the relic density of ψ (left) and S (right). h denotes the SM Higgs boson. Conjugate and inverse processes are not shown.

equations for our model can then be written down as

$$\frac{dn_\psi}{dt} = -\sigma_v^{1120} \left(n_\psi^2 - n_S \frac{\bar{n}_\psi^2}{\bar{n}_S} \right) - \sigma_v^{1122} \left(n_\psi^2 - n_S^2 \frac{\bar{n}_\psi^2}{\bar{n}_S^2} \right) - 3Hn_\psi, \quad (19)$$

$$\begin{aligned} \frac{dn_S}{dt} = & -\sigma_v^{2200} (n_S^2 - \bar{n}_S^2) - \sigma_v^{2211} \left(n_S^2 - n_\psi^2 \frac{\bar{n}_S^2}{\bar{n}_\psi^2} \right) - \frac{1}{2} \sigma_v^{1210} (n_\psi n_S - n_\psi \bar{n}_S) \\ & + \frac{1}{2} \sigma_v^{1120} (n_\psi^2 - n_S \frac{\bar{n}_\psi^2}{\bar{n}_S}) - 3Hn_S. \end{aligned} \quad (20)$$

Here σ_v^{abcd} stands for the thermally averaged cross section, which satisfies

$$\bar{n}_a \bar{n}_b \sigma_v^{abcd} = \bar{n}_c \bar{n}_d \sigma_v^{cdab}, \quad (21)$$

whereas $n_{\psi,S}$ denote the number densities of ψ, S , and $\bar{n}_{\psi,S}$ their respective equilibrium values. To numerically solve these equations and obtain the relic densities, we rely on `micrOMEGAs` [21] throughout this paper. Since its version 4.1, `micrOMEGAs` incorporated two-component dark matter scenarios, automatically taking into account all the relevant processes in a given model.

To illustrate the solutions to the Boltzmann equations in our model, figure 3 shows the total relic density, $\Omega_\psi + \Omega_S$, for four diverse sets of couplings. In the benchmark model (green solid line), all three couplings are equal to one: $\lambda_{SH} = y_s = y_p = 1$; the other lines differ from the benchmark only on the value of *one* coupling, which is specified in the key. Thus, the dashed blue line, for instance, corresponds to $\lambda_{SH} = y_s = 1$ and $y_p = 0$. In the left panel, we set $M_S = 300$ GeV and vary M_ψ , whereas in the right panel the roles of M_S and M_ψ are exchanged. The vertical (gray) dotted line separates the two possible mass regimes in this model: $M_S < M_\psi$ and $M_S > M_\psi$. Since $M_S < 2M_\psi$ (to ensure a two-component dark matter scenario), in the left panel the minimum allowed value of M_ψ is 150 GeV, whereas in the right panel the maximum possible value of M_S is 600 GeV. The horizontal (cyan) band represents the observed value of the dark matter density.

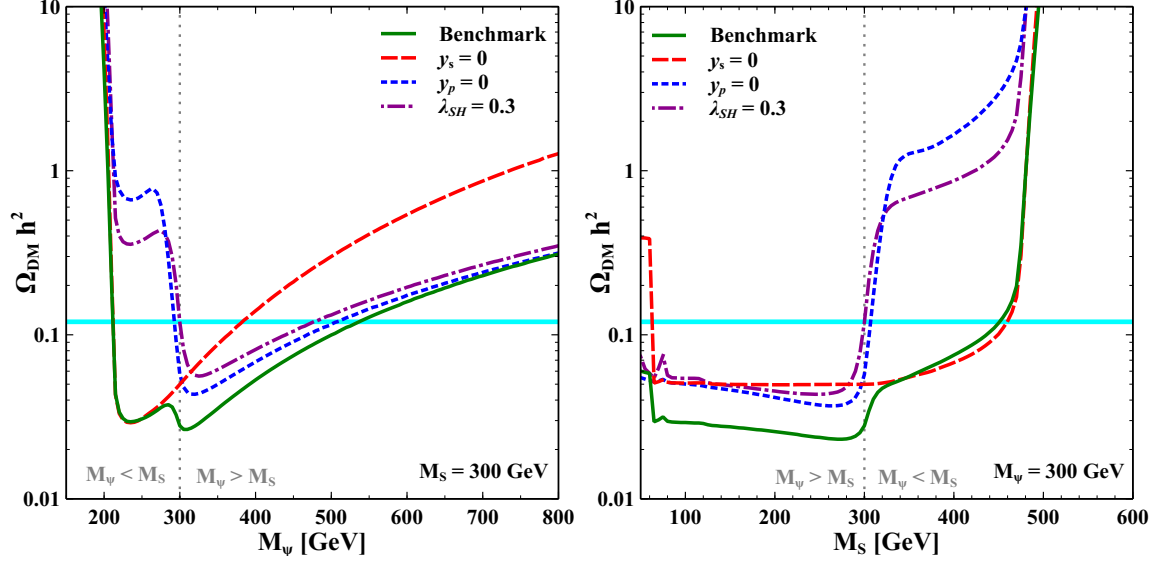


FIG. 3: The total relic density as a function of M_ψ (left) or M_S (right) for different set of parameters. In the left (right) panel M_S (M_ψ) is fixed to 300 GeV. The benchmark model, in solid green, features $y_s = y_p = \lambda_{SH} = 1$. The other lines differ from the benchmark only on the value of the coupling shown in the key.

From this figure, we can already see that it is possible to satisfy the dark matter constraint in both mass regimes and for different values of the couplings. To better understand the behavior observed in this figure, it is necessary to look separately at the relic densities of ψ and S , as done in figures 4 and 5.

Figure 4 displays the relic densities of ψ (upper lines) and S (lower lines) as a function of M_S for three sets of couplings. The difference between the two panels is the value of M_ψ/M_S : 1.2 (left) and 1.8 (right) –both corresponding to the regime $M_S < M_\psi$. The S relic density has the well-known shape of the singlet scalar model (the Higgs resonance is clearly visible) up to $M_S \sim M_h$, where the semiannihilation process $S + \psi \rightarrow \bar{\psi} + h$ becomes kinematically allowed. The semiannihilations are more efficient in decreasing Ω_S for $y_p = 0$ than for $y_s = 0$ as expected (see figure 2). The ψ relic density instead drops, for the benchmark and for $y_s = 0$, around $M_S = 90$ GeV, where the process $\psi + \psi \rightarrow S + h$ starts contributing to the annihilation rate. For $y_p = 0$ (dotted blue line) this process is velocity suppressed and its effect on the relic density becomes negligible, being driven by the dark matter conversion processes. Notice that the relic densities for the benchmark and the $y_p = 0$ tend to converge at high masses (where the annihilations via the Higgs portal are the dominant ones) while differing from the $y_s = 0$ case. For the higher value of M_ψ/M_S the behavior of the relic densities is qualitatively similar. In particular, the fermion relic densities are always

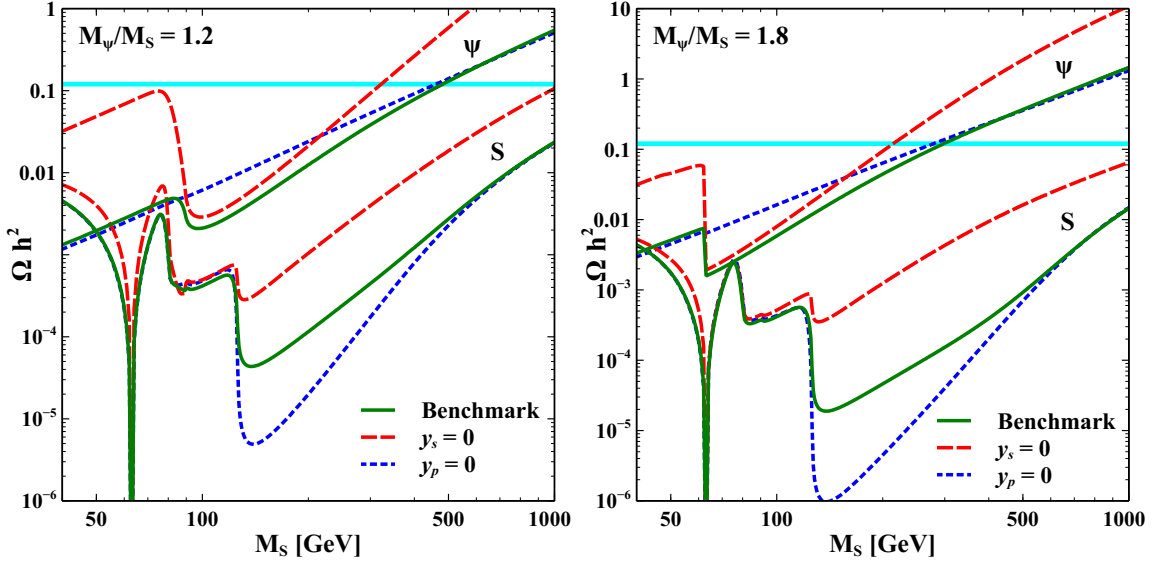


FIG. 4: The ψ and S relic densities as functions of M_S for $M_\psi/M_S = 1.2$ (left) and $M_\psi/M_S = 1.8$ (right). The benchmark model, in solid green, features $y_s = y_p = \lambda_{SH} = 1$. The other lines differ from the benchmark only on the value of the coupling shown in the key.

larger than the scalar ones.

Figure 5 is analogous to 4 but for the other mass regime, $M_\psi < M_S$. Two important differences appear in this case. For the fermion, the dark matter conversion process, $\psi + \bar{\psi} \rightarrow S + S$, is now kinematically suppressed (more so in the right panel) so that the only efficient way to reduce the ψ density is via the semiannihilation process, $\psi + \psi \rightarrow S + h$. This process is allowed for $M_\psi \gtrsim 156$ GeV (left panel) and for $M_\psi \gtrsim 625$ GeV (right panel), explaining the change of behavior observed in the figures. For the scalar, there can be an exponential suppression of the relic density induced by the process $S + h \rightarrow \psi\psi$. This exponential behavior is rather common in multi-component dark matter scenarios and had already been observed in other models [41]. From the figure it is seen to be particularly relevant for high values of M_S/M_ψ (right panel). By comparing the two panels, it is seen that the relic densities are higher the larger M_S/M_ψ is. In the right panel, in fact, the ψ relic density lies well above the observed value over the entire range of M_ψ and for all three sets of couplings, suggesting that the dark matter constraint is more easily satisfied for small values of M_S/M_ψ . Note also that, as before, the fermion relic density tends to be larger than the scalar one—a result that will be confirmed by our numerical analysis.

Besides the relic density, the parameter space of this model is significantly restricted by direct detection limits, to which we now turn.

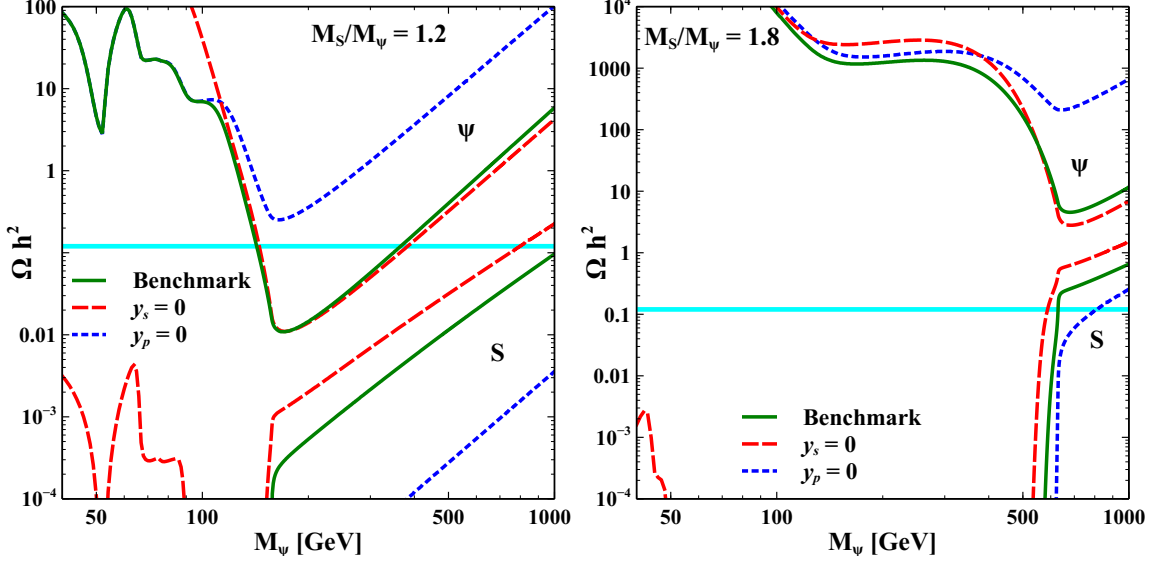


FIG. 5: The ψ and S relic densities as functions of M_ψ for $M_S/M_\psi = 1.2$ (left) and $M_S/M_\psi = 1.8$ (right). The benchmark model, in solid green, features $y_s = y_p = \lambda_{SH} = 1$. The other lines differ from the benchmark only on the value of the coupling shown in the key.

C. Direct detection

As is common in dark matter models with scalar singlets, the elastic scattering of the dark matter particles off nuclei are possible thanks to the Higgs portal interaction λ_{SH} (right panel of figure 6). The expression for the spin-independent (SI) cross-section reads

$$\sigma_S^{\text{SI}} = \frac{\lambda_{SH}^2 \mu_R^2 m_p^2 f_p^2}{4\pi m_h^4 M_S^2}, \quad (22)$$

where μ_R is the reduced mass, m_p the proton mass and $f_p \approx 0.3$ is the quark content of the proton. Because we are dealing with a two-component dark matter model, the relevant quantity to be compared against the experimental limits is, however, not σ_S^{SI} itself but rather $\frac{\Omega_S}{\Omega_{DM}} \sigma_S^{\text{SI}}$, which takes into account the fact that S contributes only a fraction of the observed dark matter density—the rest being due to ψ .

At tree level, ψ cannot scatter elastically off nuclei, but it will do so at higher orders. The one-loop diagram, which is expected to be the dominant contribution, is shown in the right panel of figure 6. Even if loop-suppressed, this process will turn out to be within the sensitivity of current and future direct detection experiments, due to the significant values for y_s , y_p and λ_{SH} that are required to annihilate ψ . The corresponding SI cross section is given by

$$\sigma_\psi^{\text{SI}} = \frac{1}{\pi} \frac{\mu_{\psi p}^2 m_p^2 f_p^2}{m_h^4} \left[\lambda_{SH} \frac{|y_s|^2 f(r_{S\psi}) + |y_p|^2 g(r_{S\psi})}{16\pi^2 M_\psi} \right]^2, \quad (23)$$

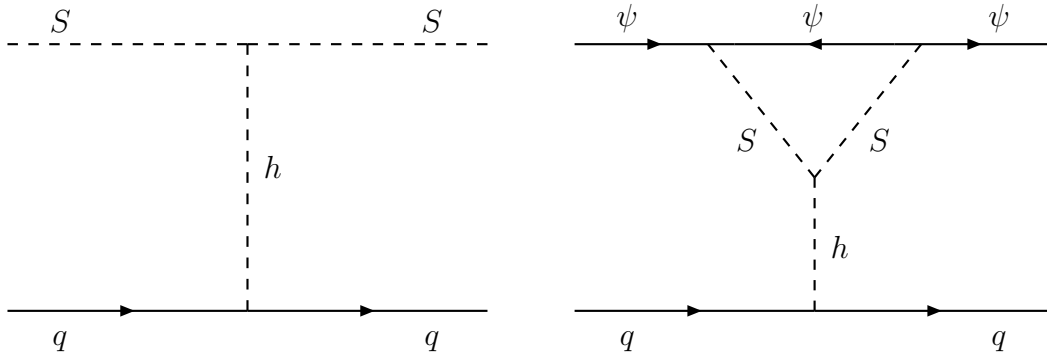


FIG. 6: Diagrams leading to the elastic scattering of dark matter particles off nuclei at one-loop level for the fermion (left panel) and at tree-level for the scalar (right panel).

where $r_{S\psi} = M_S^2/M_\psi^2$ and

$$f(r) = \frac{r^2 - 5r + 4}{\sqrt{(4-r)r}} \arctan\left(\frac{\sqrt{4-r}}{\sqrt{r}}\right) + \frac{1}{2}[2 - (r-3)\log(r)], \quad (24)$$

$$g(r) = \frac{(r-3)\sqrt{r}}{\sqrt{4-r}} \arctan\left(\frac{\sqrt{4-r}}{\sqrt{r}}\right) + \frac{1}{2}[2 - (r-1)\log(r)]. \quad (25)$$

It is worth mentioning that the pseudo-scalar portal y_p lead to a non velocity suppressed SI cross section. In contrast, the contribution proportional to the product $y_s y_p$ has been neglected since it is suppressed by the square of the dark matter velocity (the corresponding direct detection bounds become weaker). Notice that in the limit $y_p = 0$ the expression for σ_ψ^{SI} differs from that reported in Ref. [24].

We expect important restrictions on the viable parameter space of this model arising from direct detection limits, which should be imposed on those points satisfying the relic density constraint. In the next two sections, we will randomly sample the five-dimensional parameter space of this model so as to obtain a large set of models compatible with all current data, including direct detection bounds. To facilitate the analysis, we will first study the regime $M_\psi < M_S$ and then switch to $M_S < M_\psi$.

IV. THE $M_\psi < M_S$ REGIME

In this and the next sections, we will obtain and analyze viable regions for our two-component dark matter model. To that end, the parameter space will first be randomly scanned, and the points compatible with all current bounds will be selected. Our selection criteria include the constraints obtained from the invisible decays of the Higgs boson, the dark matter density [1] and direct

dark matter searches [61] –indirect dark matter searches do not significantly restrict the parameter space, as will be shown. The resulting sample of viable points will then be characterized, paying special attention to the appearance of new viable regions and to the prospects for dark matter detection. Let us emphasize that this random sampling of the parameter space does not warrant a statistical interpretation of the distribution of viable points (it cannot be used to find the most favored regions or the best fit points), but it will help us to pinpoint the most relevant parameters and to identify the mechanisms that allow to satisfy the current bounds, which are our main goals.

If S is lighter than half the Higgs mass, the decay $h \rightarrow SS$ would be allowed, contributing to the invisible branching ratio of the Higgs boson (\mathcal{B}_{inv}). The decay width associated with $h \rightarrow SS$ is

$$\Gamma(h \rightarrow SS) = \frac{\lambda_{SH}^2 v_H^2}{32\pi M_h} \left[1 - \frac{4M_S^2}{M_h^2} \right]^{1/2}. \quad (26)$$

To be consistent with current data, we require that $\mathcal{B}_{inv} \leq 0.13$ [62, 63].

The relic density constraint reads

$$\Omega_\psi + \Omega_S = \Omega_{DM}, \quad (27)$$

where Ω_{DM} is the dark matter abundance as reported by PLANCK [1],

$$\Omega_{DM} h^2 = 0.1198 \pm 0.0012. \quad (28)$$

We consider a model to be compatible with this measurement if its relic density, as computed by micrOMEGAs, lies between 0.11 and 0.13, which takes into account an estimated theoretical uncertainty of order 10%. Since we have two dark matter particles, an important quantity in our analysis is the fractional contribution of each to the total dark matter density, $\xi_{\psi,S} \equiv \Omega_{\psi,S}/\Omega_{DM}$, with $\xi_\psi + \xi_S = 1$.

Regarding direct detection, we require the spin-independent cross section, computed from equations (22) and (23), to be below the direct detection limit set by the XENON1T collaboration [61]. Such direct detection limit usually provides very strong constraints on Higgs-portal scenarios like the model we are discussing. In particular, for the singlet real scalar model [48–50] the minimum dark matter mass compatible with upper limit set by the XENON1T collaboration is ~ 950 GeV (for the complex case turns to be ~ 2 TeV). As we will show, however, the new interactions present in our two-component dark matter model permit to simultaneously satisfy the relic density constraint and direct detection limits for lower dark matter masses.

We will also study the testability of the viable models at future direct detection experiments including LZ [64] and DARWIN [65], as well as the possible constraints and the expected prospects

from indirect detection searches. For these searches, the relevant particle physics quantity is no longer $\langle\sigma v\rangle$ but $\xi_i\xi_j\langle\sigma v\rangle_{ij}$, where $\langle\sigma v\rangle_{ij}$ is the cross section times velocity for the annihilation process of dark matter particles i and j into a certain final state. We will rely, on the theoretical side, on the computation of the different annihilation rates provided by micrOMEGAS and, on the experimental side, on the limits and the projected sensitivities reported by the Fermi collaboration from γ -ray observations of dShps [66, 67].

In our scans the parameters are randomly chosen (using a logarithmically-uniform distribution) according to

$$50 \text{ GeV} \leq M_\psi \leq 2 \text{ TeV}, \quad M_S < 2M_\psi, \quad (29)$$

$$10^{-3} \leq |\lambda_{SH}| \leq 3, \quad (30)$$

$$10^{-2} \leq |y_s|, |y_p| \leq 3. \quad (31)$$

To better understand the role of the different parameters, the analysis will be divided into three cases: the scalar portal ($y_p = 0$), the pseudoscalar portal ($y_s = 0$), and the general case ($y_p, y_s \neq 0$).

A. Scalar portal

Here we have $y_p = 0$ so that $\sigma v(\psi\psi \rightarrow Sh)$ and $\sigma v(\bar{\psi}\psi \rightarrow SS)$ are velocity suppressed. Figure 7 displays a sample of viable models projected onto different planes. First of all, notice from the different panels that the viable models cover the entire range of dark matter masses below 1.3 TeV or so –an important result that demonstrate the existence of new viable regions not present in the singlet scalar or the singlet fermion models. From the top panels we see that, as expected, $|\lambda_{SH}|$ and $|y_s|$ tend to increase with M_ψ , reaching their maximum allowed value for $M_\psi \sim 1.3$ TeV. Higher dark matter masses would require couplings larger than allowed in our scans. In the center panel, two regions can be distinguished: $M_\psi \lesssim 400$ GeV, where the ratio M_S/M_ψ can vary up to 1.5 (the maximum is 2) and semiannihilations play a crucial role, as shown later; and $M_\psi \gtrsim 400$ GeV, where M_S/M_ψ is at most 1.1 and the two dark matter particles become more degenerate with increasing mass. In this region, $\psi + \psi \rightarrow S + S$ is the key process that reduces the ψ relic density, explaining why a mass degeneracy is required ($M_\psi > M_S$). The bottom panels compare the predicted elastic scattering rate off nuclei against the current limit (solid) and the expected sensitivities of planned experiments for the fermion (left) and the scalar (right). Notice that, for both dark matter particles, most of the viable points in our sample lie within the expected

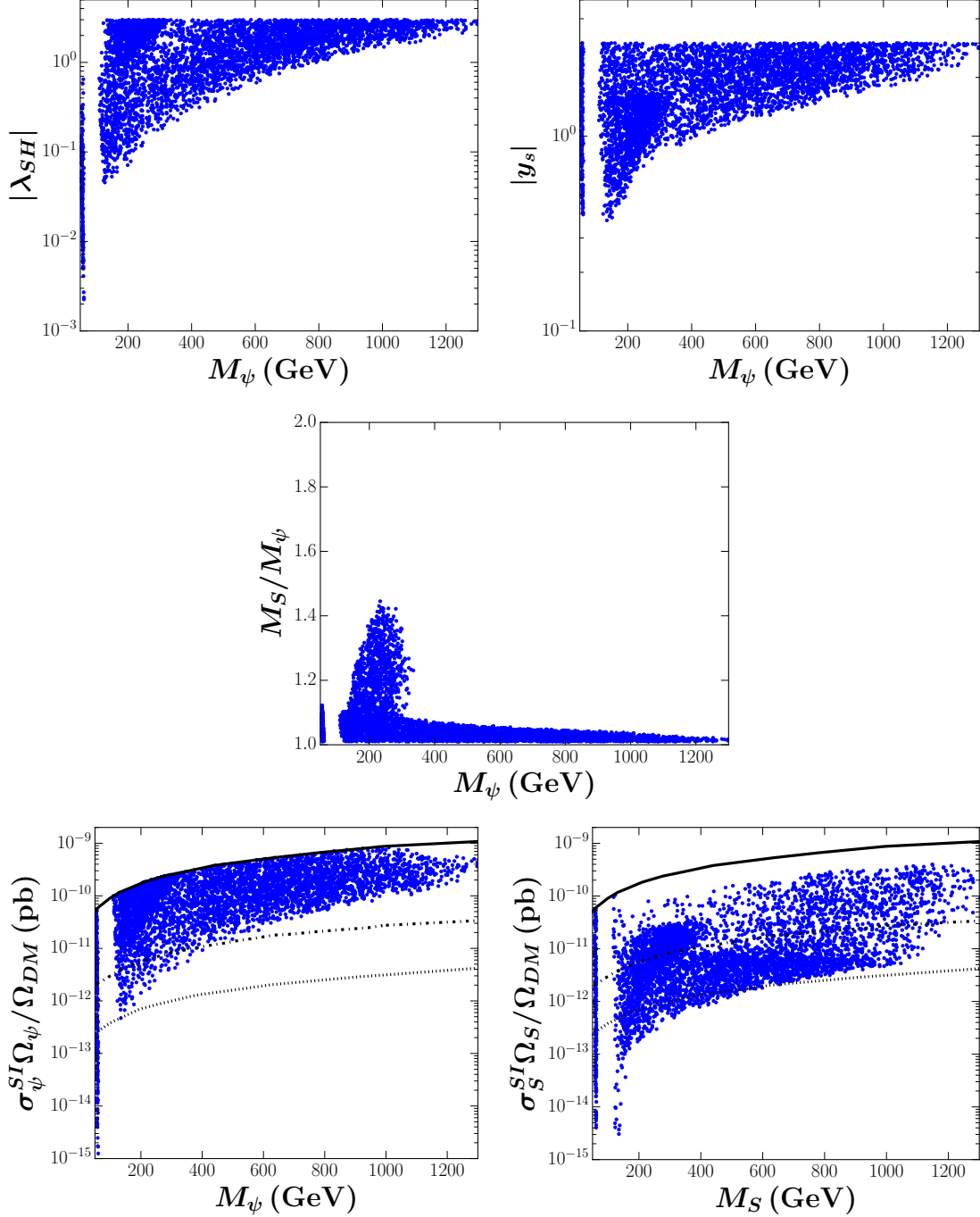


FIG. 7: A sample of viable models for $M_\psi < M_S$ and $y_p = 0$ (scalar portal) projected onto different planes. The different panels show the couplings λ_{SH} (top-left) and y_s (top-right), the ratio of dark matter masses (center), and the direct detection prospects of ψ (bottom-left) and S (bottom-right). In the bottom panels, the lines correspond, from top to bottom, to the current limit from XENON1T, and the expected sensitivities of LZ and DARWIN.

sensitivity of DARWIN. And for the fermion, most of them lie within the reach of LZ³. Direct detection experiments, therefore, constitute a very promising way to probe this scenario.

B. Pseudoscalar portal

When $y_s = 0$ the only velocity-suppressed process is $\bar{\psi}\psi \rightarrow SS$. Figure 8 is analogous to figure 7, displaying a sample of viable models for $y_s = 0$. In this case the viable mass range extends only up to $M_\psi \sim 400$ GeV and $M_S \sim 600$ GeV, due to the stronger direct detection limits. We have checked, in fact, that the relic density constraint can be satisfied over a much wider range of dark matter masses. The crucial point is that the relic density of the scalar can be significantly reduced only for intermediate fermion dark matter masses, i.e. $100 \lesssim M_\psi \lesssim 400$ GeV. Consequently, the re-scaled spin-independent cross-section of the scalar only becomes consistent with Xenon1T data within such a range. From the center panel, we see that M_S/M_ψ can now take values as high as 1.7, but it varies only along a narrow band. Regarding the detection prospects, the bottom panels show that the fermion (left) continues to have excellent prospects of being observed in future experiments, with only few points lying below the sensitivity of DARWIN; for the scalar (right), instead, a non-negligible fraction may escape detection. At the same time, however, several models feature a scalar cross section right below the current limit so that they could be easily probed with new data.

C. General scalar portal

Let us now consider the general case for the $M_\psi < M_S$ regime. Figures 9 and 10 show a sample of viable models projected onto different planes. The top-right panel of figure 9 displays, as a function of M_ψ , the fraction of the dark matter density that is due to ψ (blue) and S (red). We see that the scalar always contributes less than 10% of the dark matter density, with most points concentrated between fractions of order 10^{-2} and 10^{-5} over the entire range of M_ψ . For $M_\psi \lesssim 400$ GeV, the scalar contribution can be significantly smaller, reaching values as low as 10^{-10} . It is clear then that it is the fermion that accounts for most of the dark matter. Let us stress, though, that this does not imply that the scalar can be neglected because, as will be shown, it can lead to observable signals in dark matter experiments.

³ In [24] it was instead found that the fermion contribution was always negligible.

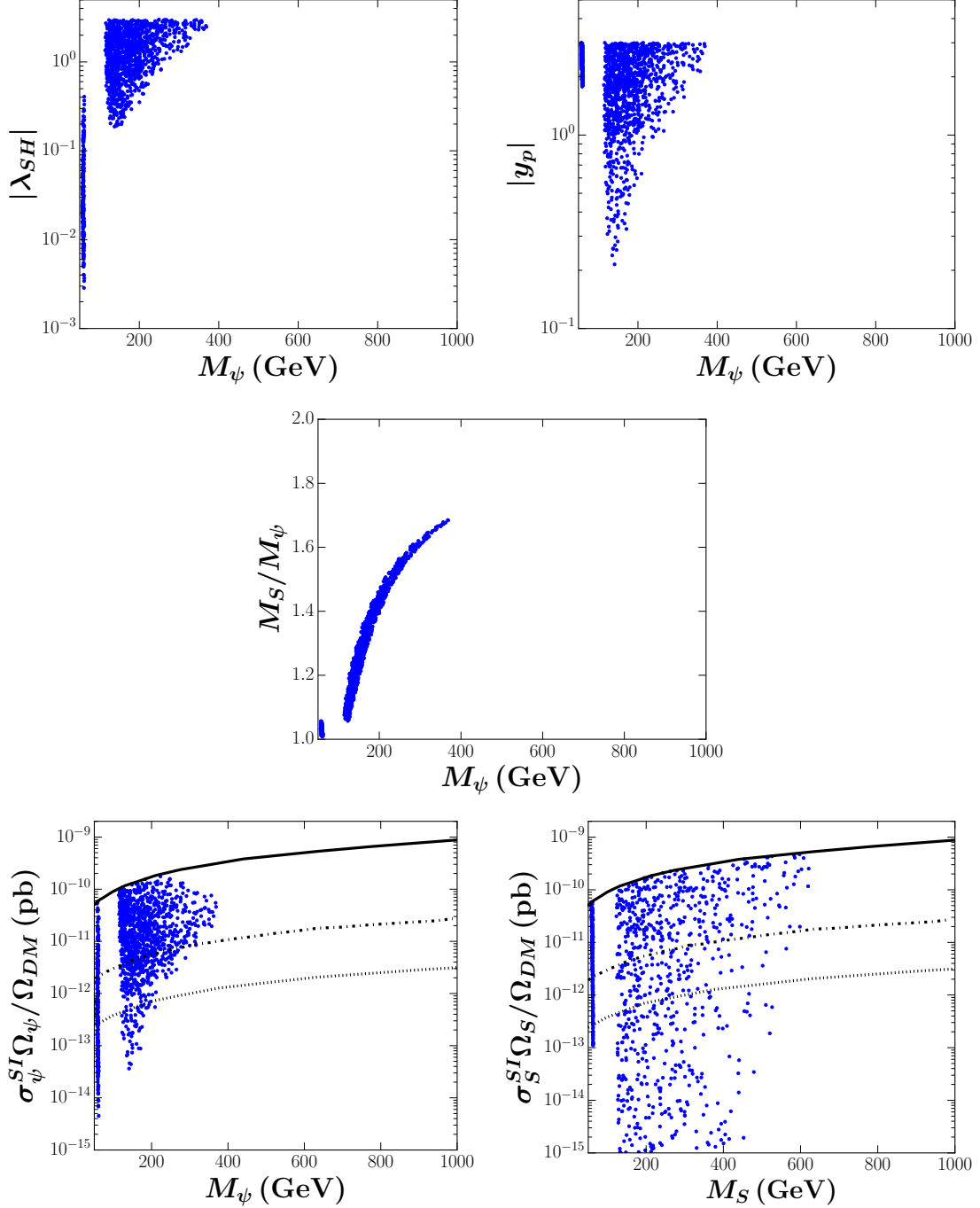


FIG. 8: A sample of viable models for $M_\psi < M_S$ and $y_s = 0$ (pseudoscalar portal) projected onto different planes. The different panels show the couplings λ_{SH} (top-left) and y_s (top-right), the ratio of dark matter masses (center), and the direct detection prospects of ψ (bottom-left) and S (bottom-right). In the bottom panels, the lines correspond, from top to bottom, to the current limit from XENON1T, and the expected sensitivities of LZ and DARWIN.

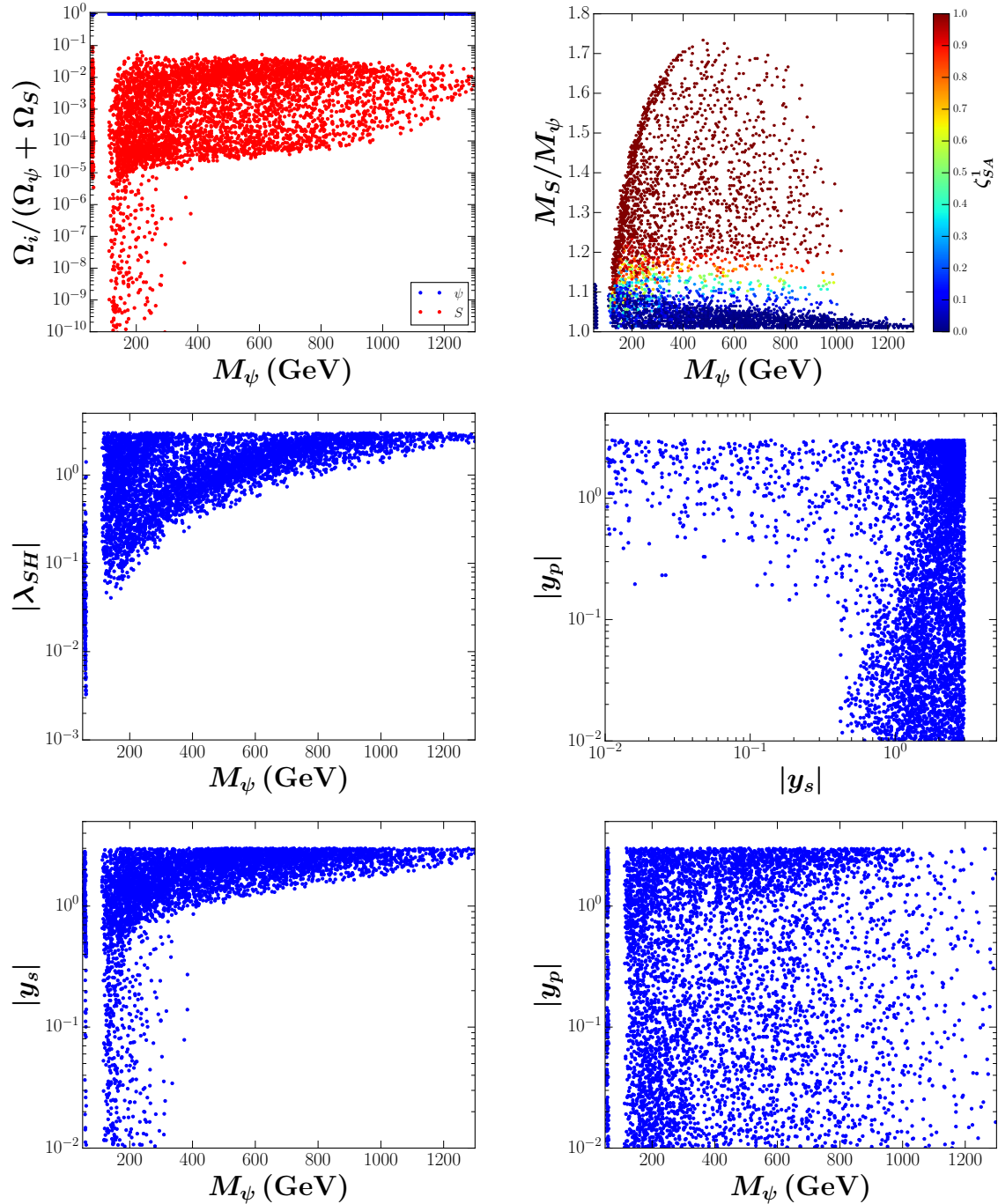


FIG. 9: A sample of viable models for $M_\psi < M_S$ projected onto different planes. The different panels show the ψ and S contributions to the dark matter density (top-left), the ratio of dark matter masses (top-right), and the different couplings (center and bottom panels).

Semiannihilations play a vital role in this model as they allow the fermion relic density to decrease significantly – a fact that was recognized already in [24]. To quantify their relevance, it is

useful to define the semiannihilation fractions for the two dark matter particles as

$$\zeta_{SA}^1 \equiv \frac{\frac{1}{2}\sigma_v^{1120}}{\frac{1}{2}\sigma_v^{1120} + \sigma_v^{1122}}, \quad \zeta_{SA}^2 \equiv \frac{\frac{1}{2}\sigma_v^{1210}}{\sigma_v^{2200} + \frac{1}{2}\sigma_v^{1210} + \sigma_v^{2211}}. \quad (32)$$

The top-right panel of figure 9 shows the ratio M_S/M_ψ , with the value of ζ_{SA}^1 color-coded according to the scale on the right. Unlike for the scalar and pseudoscalar portals, in this case M_S/M_ψ can reach sizable values (of order 1.7) up to $M_\psi \sim 1$ TeV. Over that range and for $M_S/M_\psi \gtrsim 1.1$ semiannihilations are seen to be the dominant mechanism responsible for the ψ relic density. It is only between 1 and 1.3 TeV that dark matter conversions becomes dominant and that S and ψ are required to be highly degenerate. The difference between this figure and the analogous one for the scalar portal, figure 7, demonstrates that y_p , which was not considered in [24], plays a non-negligible role in the phenomenology of the model. Indeed, there exists viable regions of the parameter space that can be reached only if $y_p \neq 0$.

The allowed values for the couplings in our sample of viable models are illustrated in the center and bottom panels of figure 9. As expected, either y_s or y_p must be sizable ($\gtrsim 0.1$), along with λ_{SH} . The highest ψ mass in our sample corresponds to the region where λ_{SH} and y_s both reach the maximum value permitted by our scan.

Figure 10 shows the direct and indirect detection prospects within our sample of viable models. The top panels compare, for ψ (left) and S (right), the elastic scattering cross section against the current limit set by XENON1T (solid line) and the expected sensitivities in LZ and DARWIN. From the figures we see that most models in our sample lie within the expected sensitivity of DARWIN and that a significant fraction of them feature cross sections just below the current limit. This regime, therefore, offers excellent prospects to be tested in current and planned direct detection experiments. And for dark matter masses below 1 TeV it may be possible, thanks to the mass difference, to distinguish the signal produced by each dark matter particle, excluding in this way the standard scenario with one dark matter particle.

Regarding indirect detection, the most promising process in both mass regimes is $\psi\psi \rightarrow Sh$. Up to date there is no reported experimental limit on such a process, however it is possible to set a the limit from the related process $DM + DM \rightarrow DM + h$ [68] by rescaling [45] the cross section $\langle\sigma v\rangle_{\psi\psi \rightarrow Sh}$ by the factor

$$R_c = \frac{(M_h^2 - M_S^2 - 4M_\psi^2)^2}{(M_h^2 + 3M_\psi^2)^2}. \quad (33)$$

The corresponding results are displayed in the bottom panel of figure 10 (blue points), with the solid (dashed) blue line being the limit (prospect) extracted in Ref. [68] using the data reported

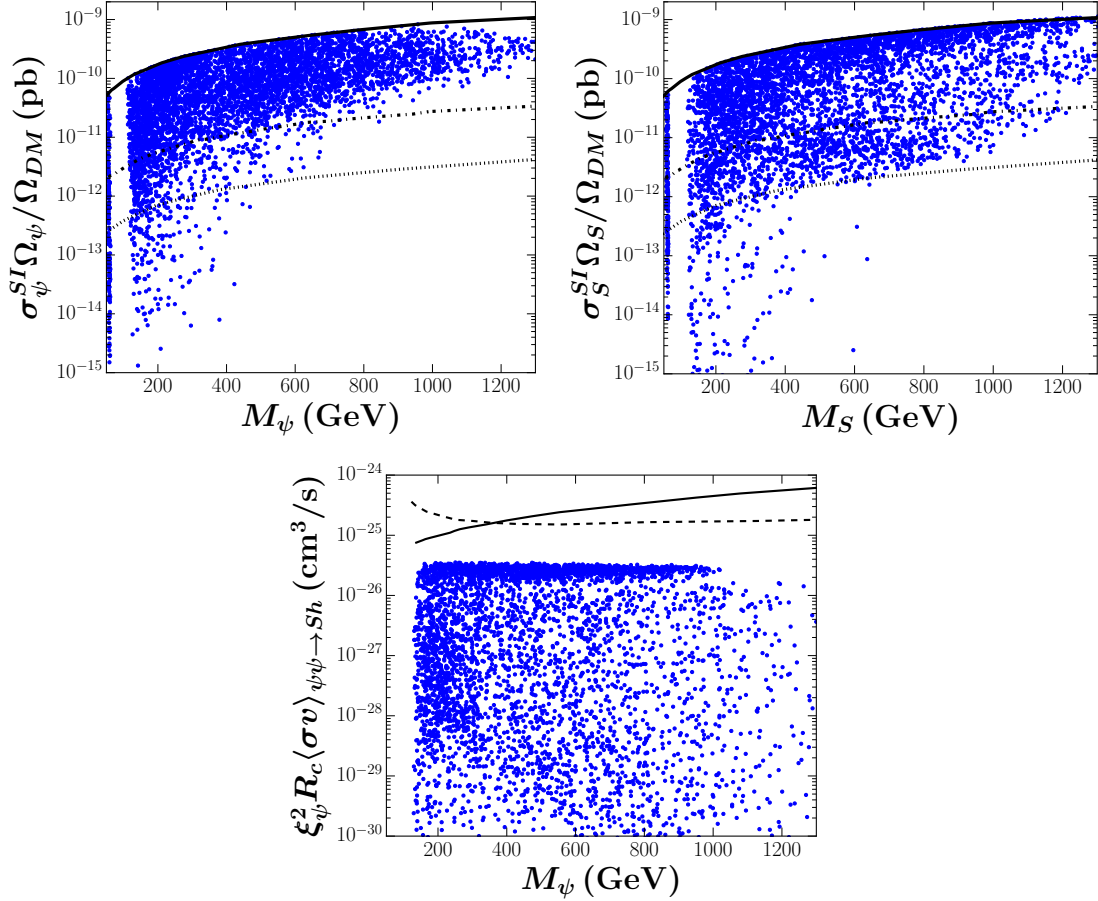


FIG. 10: The direct (top) and indirect (bottom) dark matter detection rates for our sample of models in the regime $M_{\psi} < M_S$. In the top panels, the lines correspond, from top to bottom, to the current limit from XENON1T, and the expected sensitivities of LZ and DARWIN. In the bottom panel, the lines indicate the Fermi-LAT limit (solid) and the expected sensitivity of CTA (dashed).

by the Fermi collaboration [66] (and the sensitivity of the Cherenkov Telescope Array CTA [69]).

V. THE $M_S < M_{\psi}$ REGIME

For this regime, the parameters are randomly varied using a log-uniform distribution within the ranges

$$50 \text{ GeV} \leq M_S \leq 2 \text{ TeV}, \quad M_S < 3M_{\psi}, \quad (34)$$

$$10^{-3} \leq |\lambda_{SH}| \leq 3, \quad (35)$$

$$10^{-2} \leq |y_s|, |y_p| \leq 3. \quad (36)$$

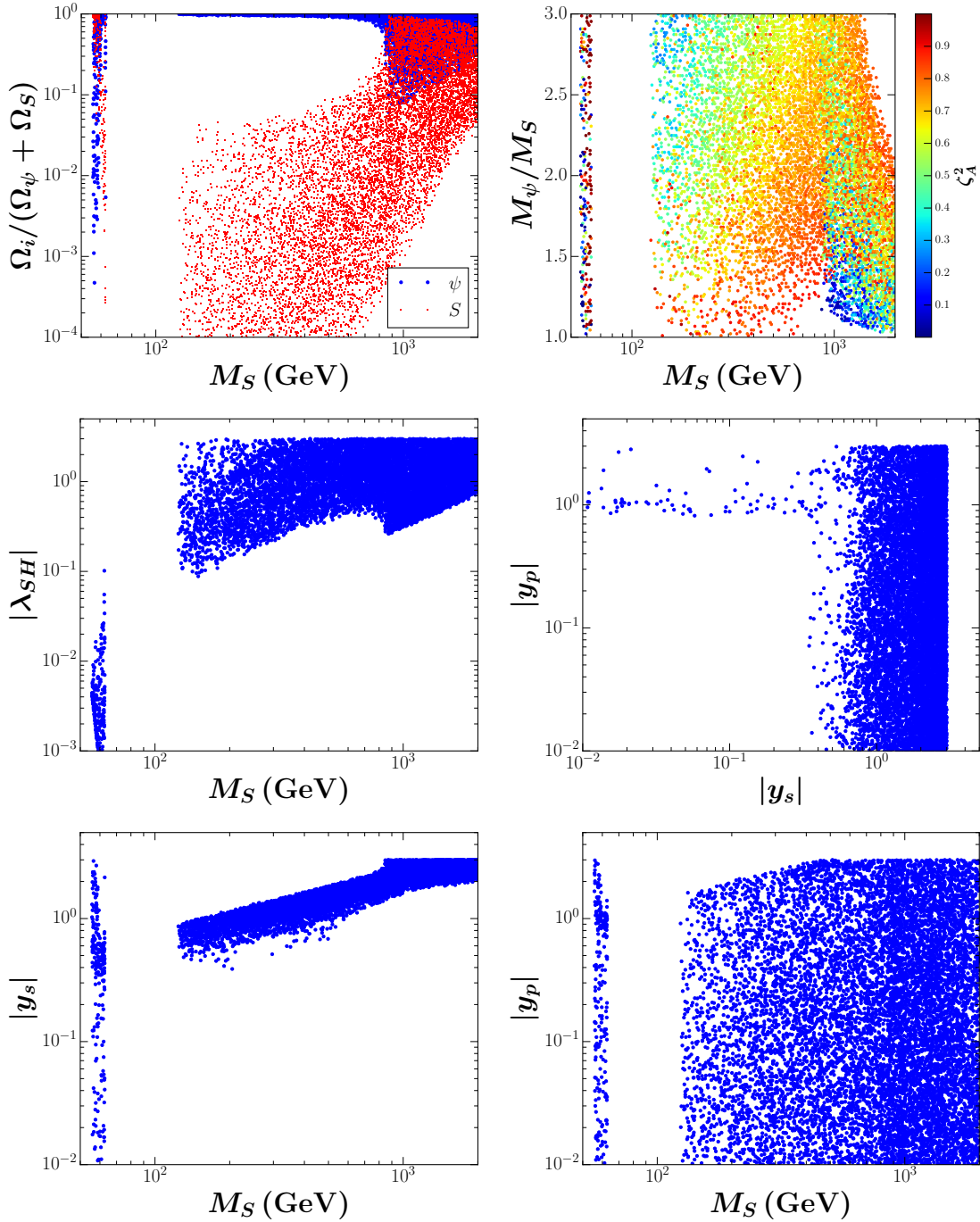


FIG. 11: A sample of viable models for $M_S < M_\psi$ projected onto different planes. The different panels show the ψ and S contributions to the dark matter density (top-left), the ratio of dark matter masses (top-right) and the allowed range of variation for the three couplings (center and bottom panels).

Because the pseudoscalar portal ($y_s = 0$) turned out to be viable only at the Higgs resonance, we directly display the results for the general case in figures 11 and 12. Since the scalar, S , is now the lightest dark matter particle, one may expect some similarities with the singlet scalar model. Currently, this model is consistent only at the Higgs resonance and for $M_S \gtrsim 950$ GeV. From figure 11 we see that in the Z_4 model, instead, viable models span the whole range of M_S above the Higgs mass. The restriction $M_S > M_h$ is a consequence of the semiannihilation process $S + \psi \rightarrow \bar{\psi} + h$, which plays a complementary role in the determination of the S relic density.

Even though ψ is the heavier dark matter particle, it gives the dominant contribution to the dark matter density for $M_S \lesssim 900$ GeV -see the top-left panel of figure 11. Above that mass, the ψ fraction might decrease to just below 10%, and either dark matter particle could be dominant. From the top-right panel we conclude that the ratio of dark matter masses, M_ψ/M_S , can take any value (unlike for the regime $M_\psi < M_S$) and that the S relic density is not entirely driven by annihilations. Although rarely dominant, semiannihilations are crucial to open up the parameter space for $M_S \lesssim 950$ GeV.

The center and bottom panels illustrate the viable ranges for the three couplings. It is clear that y_p can take pretty much any value while λ_{SH} and y_s vary over a narrow band and tend to increase with M_S . In our scans, the maximum allowed values of M_S and M_ψ are 2 and 6 TeV respectively. From the figures, one can see that when $M_S \sim 2$ TeV, the couplings λ_{SH} and y_s have not converged to 3 (the maximum allowed), indicating that it is possible to go to slightly larger masses. In any case, the most interesting region is $M_S \lesssim 950$ GeV, where the singlet scalar model is excluded but our model is not.

The detection prospects are demonstrated in figure 12. The top panels show the scattering cross section off nuclei for the fermion (left) and the scalar (right). In both cases, most points in our scan lie within the sensitivity of DARWIN. In fact, for the scalar there are practically no points that could escape future detection. Direct detection thus provides a reliable way to test this scenario. Regarding indirect detection (bottom panel), the most promising process is $\psi + \psi \rightarrow S + h$, with a gamma-ray flux arising from the decay of the Higgs. From the figure we see that no points are currently excluded.

VI. DISCUSSION

We have seen in the previous sections that the Z_4 model with a singlet fermion and a singlet real scalar is a simple, predictive and testable scenario to explain the dark matter. Here we want

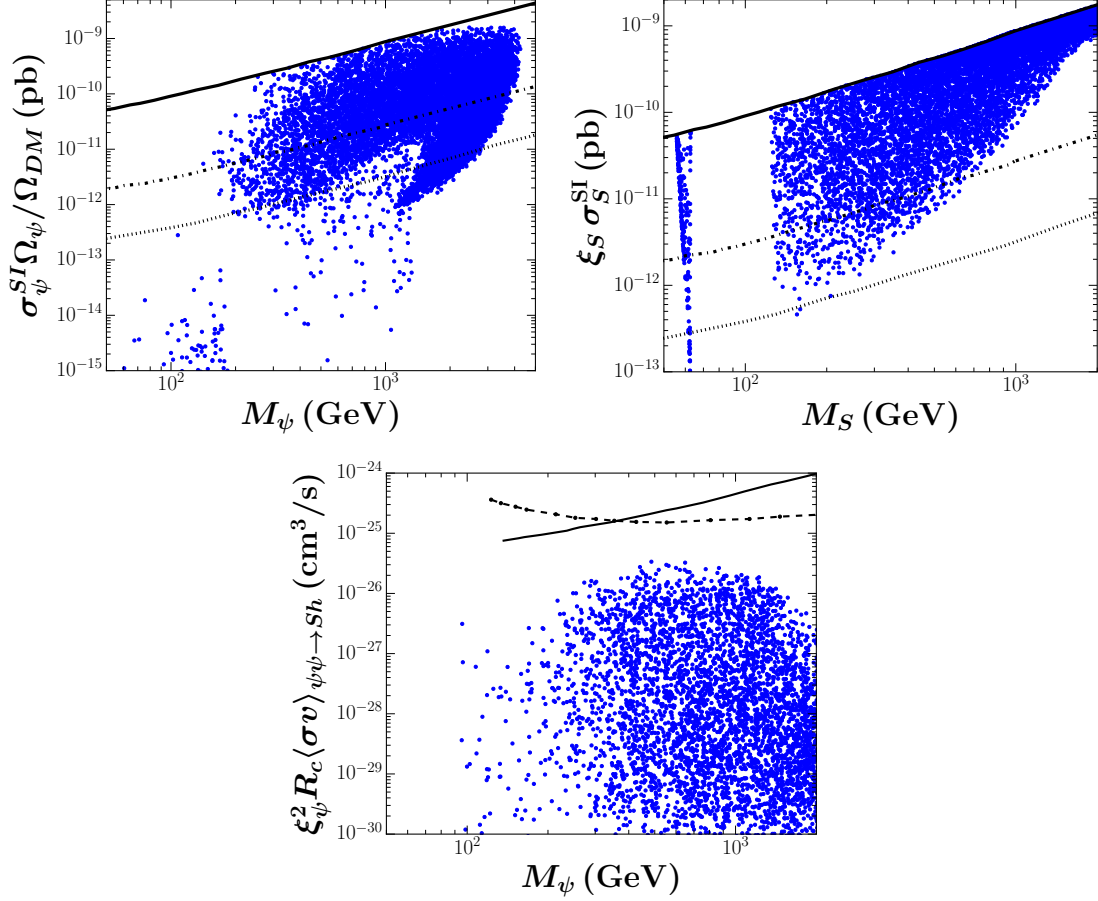


FIG. 12: The detection prospects in our sample of viable models for $M_S < M_\psi$. The top panels show the direct detection cross sections for the fermion (left) and the scalar (right). From top to bottom, the lines correspond to the current limit from XENON1T and the expected sensitivities of LZ and DARWIN. The bottom panel illustrates the indirect detection signal due to the process $\psi + \psi \rightarrow S + h$. The lines correspond to the Fermi-LAT limit (solid) and the expected sensitivty of CTA (dashed).

to demonstrate that this framework can be straightforwardly generalized to other Z_N symmetries and to additional dark matter particles.

Under a Z_N symmetry the operator $\overline{\psi^c} \psi S$ is invariant if the condition that the product of the field charges gives 1 is fulfilled. In other words if

$$I : 2n_\psi + n_S = N, \quad \text{or,} \quad (37)$$

$$II : 2n_\psi + n_S = 0, \quad (38)$$

where $Z_N(\psi) = (w_N)^{n_\psi}$ and $Z_N(S) = (w_N)^{n_S}$. Since for $n_S = N/2$ the scalar field remains as a real

one, the condition I implies $n_\psi = N/4$ whereas II demands $n_\psi = -N/4$ (that is $Z_N(\psi^c) = 3N/4$).

It follows that the Z_4 symmetry can be exchanged by a larger symmetry Z_{4n} with the charges of the fermion and scalar dark matter particles given by

$$Z_{4n}(\psi) = w_{4n}^n = i, \quad Z_{4n}(S) = w_{4n}^{2n} = w_{4n}^{-2n} = -1, \quad (39)$$

where $w_{4n}^{4n} = 1$. In this way the fermion and scalar fields remain as a Dirac fermion and real scalar, respectively, and both conditions I and II are realized. The Z_4 model we studied is thus the lowest Z_N model with a real scalar and a fermion, and the results of our analysis directly apply to other equivalent scenarios.

For Z_N symmetries with $N \neq 4n$ the real scalar field must be promoted to a complex field and, depending on the transformation properties, the interaction Lagrangian can take two possible structures

$$\mathcal{L}^{[III]} = \frac{1}{2} (y_s \bar{\psi}^c \psi + y_p \bar{\psi}^c \gamma_5 \psi) S^{[*]} + \text{h.c.} \quad (40)$$

The simplest case is realized through a Z_3 symmetry since in that case both conditions I and II are equivalent. It follows that the fermion and scalar fields transform under the Z_3 symmetry in the same way, that is

$$Z_3(\psi) = Z_3(S) = w_3. \quad (41)$$

The interaction Lagrangian, however, comprises both possible structures $\mathcal{L}_{Z_3} = \mathcal{L}^I + \mathcal{L}^{II}$, leading to a larger set of free parameters. In the case $N = 5$, the two possible charge assignments for ψ and S are

$$I : Z_5(\psi) = w_5^2, \quad Z_5(S) = w_5^1; \quad (42)$$

$$II : Z_5(\psi) = w_5^1, \quad Z_5(S) = w_5^{-2}. \quad (43)$$

Similarly, for the case $N = 6$, the fields must transform as

$$I : Z_6(\psi) = w_6^2, \quad Z_6(S) = w_6^2; \quad (44)$$

$$II : Z_6(\psi) = w_6^1, \quad Z_6(S) = w_6^{-2}. \quad (45)$$

The case $N = 7$ admits three possible charge assignments, but two of them are actually equivalent:

$$IA : Z_7(\psi) = w_7^2, \quad Z_7(S) = w_7^3; \quad (46)$$

$$IB : Z_7(\psi) = w_7^3, \quad Z_7(S) = w_7^1; \quad (47)$$

$$II : Z_7(\psi) = w_7^1, \quad Z_7(S) = w_7^{-2}. \quad (48)$$

In this way, the Z_4 symmetry of our model can be generalized to other Z_N 's. Notice that once the scalar field is promoted to be complex, larger values for the relevant couplings (λ_{SH}, y_s, y_p) are required due to the extra degree of freedom contributing to the S relic abundance. On the other hand, the scenarios based on a Z_{3N} symmetry where the scalar field has a charge w_{3N}^N bring along an extra cubic interaction term S^3 , which leads to S semi-annihilation processes that can significantly decrease the relic density of the scalar particle [44].

One can also envision scenarios in which these Z_N symmetries are actually remnants of a new $U(1)_X$ gauge symmetry. In this case S must be a complex field and the condition II becomes mandatory –in order to have the same interaction Lagrangian. In addition, the charges of ψ , S , and ϕ (the additional scalar required to breakdown the $U(1)_X$ symmetry) must fulfill

$$2q_\psi = -q_S, \quad |q_S| \neq |q_\phi| \neq 2|q_\phi| \neq 3|q_\phi|. \quad (49)$$

Another way to extend these Z_N models is via additional dark matter particles. With a Z_4 symmetry, for instance, it is possible to incorporate an extra complex scalar field, S_2 , with charge $Z_4(S_2) = i$, leading to a three-component dark matter scenario. More interesting seems to be the scenario with two fermions and one complex scalar, which can be realized under a Z_5 (or higher) symmetry with charges $Z_5(\psi_1) = w_5^1$, $Z_5(\psi_2) = w_5^2$ and $Z_5(S) = w_5^2$. In such a scenario the interaction Lagrangian couples both fermion dark matter fields, $\overline{\psi_1^c} \psi_2 S$. Notice that a different charge assignment for the scalar $Z_5(S) = w_5^1$ leads to the interaction Lagrangian $\overline{\psi_1} \psi_2 S^*$. On the other hand, a Z_6 scenario allows us to have an interaction term for each fermion field via the charge assignment $Z_6(\psi_1) = w_6^1$, $Z_6(\psi_2) = w_6^2$ and $Z_6(S) = w_6^2$. By the same token, scenarios with even more dark matter particles could be obtained.

With respect to the Z_N scenarios for *scalar* dark matter [38], these new scenarios with both fermion and scalar dark matter feature two crucial advantages. First, they tend to be simpler as they typically introduce fewer free parameters –the fermion interactions are more restricted. Second, a smaller Z_N symmetry can often be used. To obtain a two (three)-component dark matter scenario with only scalars requires a $Z_4(Z_6)$ symmetry, whereas with fermions and scalars a $Z_3(Z_4)$ is enough, as shown above.

This brief discussion makes clear that the Z_4 model we investigated belongs to a large class of multi-component dark matter models in which the dark matter particles are fermions and scalars that are stabilized by a single Z_N symmetry. From a different perspective, this class of models can be considered as ultraviolet realizations of the standard fermionic Higgs portals [70]

$$\mathcal{O}_1 = (H^\dagger H)(\overline{\psi}\psi), \quad \mathcal{O}_2 = (H^\dagger H)(\overline{\psi}\gamma_5\psi), \quad (50)$$

as well of the $d = 5$ operators

$$\mathcal{O}_3 = (H^\dagger H)(\overline{\psi^c}\psi), \quad \mathcal{O}_4 = (H^\dagger H)(\overline{\psi^c}\gamma_5\psi). \quad (51)$$

The phenomenology of most of these models has yet to be studied in detail.

VII. CONCLUSIONS

In this paper we reconsidered the scenario proposed in [24] –a two-component dark matter model in which the dark matter particles, a singlet fermion (ψ) and a singlet scalar (S), are stabilized by a single Z_4 symmetry. The phenomenology of this model is controlled by just five parameters: the two dark matter masses (M_ψ, M_S) and three dimensionless couplings (λ_{SH}, y_s, y_p). For the first time, we incorporated the pseudoscalar coupling (y_p) in the analysis, and found that it has a significant impact on the viable regions –compare e.g. figures 7 and 9. We investigated how these parameters affect dark matter observables and obtained, for each regime ($M_\psi < M_S$ and $M_S < M_\psi$), a large sample of models consistent with all current bounds, including the most recent direct detection limits, which are quite relevant. Our analysis confirmed the essential role that semiannihilations play in obtaining the relic density, a point already stressed in [24], but also uncovered novel and important facts about this model, such as: *i*) dark matter masses below 1 TeV or so are allowed for both regimes; *ii*) the fermion gives the dominant contribution to the relic density when $M_\psi < M_S$ and also when $M_S < M_\psi$ and $M_S < 900$ GeV; *iii*) the fermion direct detection cross section is detectable in spite of being generated at 1-loop; *iv*) both dark matter particles could be observed in planned direct detection experiments, providing a promising way to probe the model and to differentiate it from more conventional scenarios. In addition, we characterized in detail the allowed regions of this model, and studied the prospects for the direct and indirect detection of dark matter. Finally, we showed that this model can straightforwardly be extended to other Z_N symmetries and to additional dark matter particles. In conclusion, we demonstrated that the Z_4 model with a singlet fermion and a real singlet scalar currently offers a predictive and well-motivated alternative to explain the dark matter. The model not only is compatible with all present bounds but it also yields observable signals in ongoing and planned dark matter detectors.

ACKNOWLEDGMENTS

The work of OZ is supported by Sostenibilidad-UdeA and the UdeA/CODI Grants 2017-16286 and 2020-33177.

APPENDIX

In this section we report the expressions for terms associated to the cross sections of the relevant dark matter processes discussed in section III. The cross section for the self annihilation process $\psi\psi \rightarrow Sh$ involves the parameters

$$\Delta = 256M_\psi^2(M_S^2 - 4M_\psi^2)^3 \sqrt{M_h^4 + (M_S^2 - 4M_\psi^2)^2 - 2M_h^2(M_S^2 + 4M_\psi^2)}, \quad (52)$$

$$C_p = (M_S^3 - M_h^2 M_S)^2 - 4(3M_h^4 - 5M_h^2 M_S^2 + 4M_S^4)M_\psi^2 + 80(M_h^2 + M_S^2)M_\psi^4 - 128M_\psi^6, \quad (53)$$

$$C_s = (M_S^2 - 4M_\psi^2)((M_h - M_S)^2 - 4M_\psi^2)((M_h + M_S)^2 - 4M_\psi^2), \quad (54)$$

whereas in the cross section for semiannihilation process $\psi S \rightarrow \bar{\psi} h$ enter the parameters

$$\Delta' = 192\pi M_S M_\psi [M_S^3 + M_\psi(2M_S^2 - M_h^2)]^4 \sqrt{(M_S^2 - M_h^2)((M_S + 2M_\psi)^2 - M_h^2)}, \quad (55)$$

$$\begin{aligned} C'_s = & M_h^8 M_\psi (9M_S M_\psi + 4M_S^2 + 3M_\psi^2) \\ & - 2M_h^6 (25M_S^4 M_\psi + 38M_S^3 M_\psi^2 + 23M_S^2 M_\psi^3 + 15M_S M_\psi^4 + 5M_S^5 + 6M_\psi^5) \\ & + M_h^4 M_S^2 (211M_S^4 M_\psi + 359M_S^3 M_\psi^2 + 307M_S^2 M_\psi^3 + 174M_S M_\psi^4 + 45M_S^5 + 48M_\psi^5) \\ & - 2M_h^2 M_S^4 (M_S + 2M_\psi) (3M_S + 2M_\psi) (28M_S^2 M_\psi + 33M_S M_\psi^2 + 9M_S^3 + 18M_\psi^3) \\ & + M_S^6 (M_S + 2M_\psi)^2 (59M_S^2 M_\psi + 66M_S M_\psi^2 + 19M_S^3 + 24M_\psi^3), \end{aligned} \quad (56)$$

$$\begin{aligned} C'_p = & M_h^8 M_\psi (9M_S M_\psi + 4M_S^2 + 3M_\psi^2) \\ & - 2M_h^6 (25M_S^4 M_\psi + 40M_S^3 M_\psi^2 + 31M_S^2 M_\psi^3 + 21M_S M_\psi^4 + 5M_S^5 + 6M_\psi^5) \\ & + M_h^4 M_S^2 (203M_S^4 M_\psi + 379M_S^3 M_\psi^2 + 411M_S^2 M_\psi^3 + 266M_S M_\psi^4 + 45M_S^5 + 64M_\psi^5) \\ & - 2M_h^2 M_S^4 (M_S + 2M_\psi) (94M_S^3 M_\psi + 169M_S^2 M_\psi^2 + 136M_S M_\psi^3 + 21M_S^4 + 36M_\psi^4) \\ & + M_S^6 (M_S + 2M_\psi)^3 (13M_S M_\psi + 7M_S^2 + 4M_\psi^2). \end{aligned} \quad (57)$$

Finally, the differential cross section for the dark matter conversion process $\bar{\psi}\psi \rightarrow SS$ depends on

$$\begin{aligned} \Sigma_t = & -y_p^4 [(t - M_\psi^2) (-M_\psi^2 + s + t) + 2M_S^2 (M_\psi^2 - t) + M_S^4] \\ & - 2y_p^2 y_s^2 [(M_\psi^2 + 3t) (-M_\psi^2 + s + t) - 6M_S^2 (M_\psi^2 + t) + 3M_S^4] \\ & - y_s^4 [-sM_\psi^2 + (M_S^2 - 3M_\psi^2) (M_S^2 - 3M_\psi^2 - 2t) + t(s + t)], \end{aligned} \quad (58)$$

$$\begin{aligned} \Sigma_u = & -y_p^4 [(t - M_\psi^2) (-M_\psi^2 + s + t) + 2M_S^2 (M_\psi^2 - t) + M_S^4] \\ & - 2y_p^2 y_s^2 [(t - M_\psi^2) (3(s + t) - 7M_\psi^2) + 2M_S^2 (M_\psi^2 - 3t) + 3M_S^4] \\ & - y_s^4 [-9sM_\psi^2 - (M_S^2 + 5M_\psi^2) (-M_S^2 - 5M_\psi^2 + 2t) + t(s + t)], \end{aligned} \quad (59)$$

$$\begin{aligned} \Sigma_{tu} = & -y_p^4 [(t - M_\psi^2) (-M_\psi^2 + s + t) + 2M_S^2 (M_\psi^2 - t) + M_S^4] \\ & + 2y_p^2 y_s^2 [M_\psi^2 (2M_S^2 + s + 6t) - 3(-2tM_S^2 + M_S^4 + t(s + t)) - 3M_\psi^4] \\ & - y_s^4 [(3M_\psi^2 + t) (-5M_\psi^2 + s + t) + 2M_S^2 (M_\psi^2 - t) + M_S^4]. \end{aligned} \quad (60)$$

-
- [1] N. Aghanim *et al.* (Planck), *Astron. Astrophys.* **641**, A6 (2020), arXiv:1807.06209 [astro-ph.CO].
- [2] G. Jungman, M. Kamionkowski, and K. Griest, *Phys. Rept.* **267**, 195 (1996), arXiv:hep-ph/9506380.
- [3] G. Bertone, D. Hooper, and J. Silk, *Phys. Rept.* **405**, 279 (2005), arXiv:hep-ph/0404175.
- [4] G. Arcadi, M. Dutra, P. Ghosh, M. Lindner, Y. Mambrini, M. Pierre, S. Profumo, and F. S. Queiroz, *Eur. Phys. J. C* **78**, 203 (2018), arXiv:1703.07364 [hep-ph].
- [5] N. Bernal, M. Heikinheimo, T. Tenkanen, K. Tuominen, and V. Vaskonen, *Int. J. Mod. Phys. A* **32**, 1730023 (2017), arXiv:1706.07442 [hep-ph].
- [6] C. Boehm, P. Fayet, and J. Silk, *Phys. Rev. D* **69**, 101302 (2004), arXiv:hep-ph/0311143 [hep-ph].
- [7] E. Ma, *Annales Fond. Broglie* **31**, 285 (2006), arXiv:hep-ph/0607142 [hep-ph].
- [8] Q.-H. Cao, E. Ma, J. Wudka, and C. P. Yuan, (2007), arXiv:0711.3881 [hep-ph].
- [9] T. Hur, H.-S. Lee, and S. Nasri, *Phys. Rev. D* **77**, 015008 (2008), arXiv:0710.2653 [hep-ph].
- [10] H.-S. Lee, *Phys. Lett. B* **663**, 255 (2008), arXiv:0802.0506 [hep-ph].
- [11] K. M. Zurek, *Phys. Rev. D* **79**, 115002 (2009), arXiv:0811.4429 [hep-ph].
- [12] V. Barger, P. Langacker, M. McCaskey, M. Ramsey-Musolf, and G. Shaughnessy, *Phys. Rev. D* **79**, 015018 (2009), arXiv:0811.0393 [hep-ph].
- [13] S. Profumo, K. Sigurdson, and L. Ubaldi, *JCAP* **0912**, 016 (2009), arXiv:0907.4374 [hep-ph].
- [14] B. Batell, *Phys. Rev. D* **83**, 035006 (2011), arXiv:1007.0045 [hep-ph].
- [15] G. Belanger and J.-C. Park, *JCAP* **1203**, 038 (2012), arXiv:1112.4491 [hep-ph].
- [16] H. Baer, A. Lessa, S. Rajagopalan, and W. Sreethawong, *JCAP* **1106**, 031 (2011), arXiv:1103.5413 [hep-ph].
- [17] Z.-P. Liu, Y.-L. Wu, and Y.-F. Zhou, *Eur. Phys. J. C* **71**, 1749 (2011), arXiv:1101.4148 [hep-ph].

- [18] I. P. Ivanov and V. Keus, *Phys. Rev.* **D86**, 016004 (2012), [arXiv:1203.3426 \[hep-ph\]](#).
- [19] G. Belanger, K. Kannike, A. Pukhov, and M. Raidal, *JCAP* **1204**, 010 (2012), [arXiv:1202.2962 \[hep-ph\]](#).
- [20] K. P. Modak, D. Majumdar, and S. Rakshit, *JCAP* **03**, 011 (2015), [arXiv:1312.7488 \[hep-ph\]](#).
- [21] G. Bélanger, F. Boudjema, A. Pukhov, and A. Semenov, *Comput. Phys. Commun.* **192**, 322 (2015), [arXiv:1407.6129 \[hep-ph\]](#).
- [22] S. Esch, M. Klasen, and C. E. Yaguna, *JHEP* **09**, 108 (2014), [arXiv:1406.0617 \[hep-ph\]](#).
- [23] G. Bélanger, K. Kannike, A. Pukhov, and M. Raidal, *JCAP* **1406**, 021 (2014), [arXiv:1403.4960 \[hep-ph\]](#).
- [24] Y. Cai and A. P. Spray, *JHEP* **01**, 087 (2016), [arXiv:1509.08481 \[hep-ph\]](#).
- [25] A. Biswas, D. Majumdar, and P. Roy, *JHEP* **04**, 065 (2015), [arXiv:1501.02666 \[hep-ph\]](#).
- [26] G. Arcadi, C. Gross, O. Lebedev, Y. Mambrini, S. Pokorski, and T. Toma, *JHEP* **12**, 081 (2016), [arXiv:1611.00365 \[hep-ph\]](#).
- [27] S. Bhattacharya, P. Poulose, and P. Ghosh, *JCAP* **04**, 043 (2017), [arXiv:1607.08461 \[hep-ph\]](#).
- [28] S. Bhattacharya, P. Ghosh, T. N. Maity, and T. S. Ray, *JHEP* **10**, 088 (2017), [arXiv:1706.04699 \[hep-ph\]](#).
- [29] M. Pandey, D. Majumdar, and K. P. Modak, *JCAP* **06**, 023 (2018), [arXiv:1709.05955 \[hep-ph\]](#).
- [30] A. Ahmed, M. Duch, B. Grzadkowski, and M. Iglicki, *Eur. Phys. J. C* **78**, 905 (2018), [arXiv:1710.01853 \[hep-ph\]](#).
- [31] S. Bhattacharya, P. Ghosh, and N. Sahu, *JHEP* **02**, 059 (2019), [arXiv:1809.07474 \[hep-ph\]](#).
- [32] S. Yaser Ayazi and A. Mohamadnejad, *Eur. Phys. J. C* **79**, 140 (2019), [arXiv:1808.08706 \[hep-ph\]](#).
- [33] N. Bernal, D. Restrepo, C. Yaguna, and O. Zapata, *Phys. Rev.* **D99**, 015038 (2019), [arXiv:1808.03352 \[hep-ph\]](#).
- [34] A. Poulin and S. Godfrey, *Phys. Rev. D* **99**, 076008 (2019), [arXiv:1808.04901 \[hep-ph\]](#).
- [35] C. D. R. Carvajal and O. Zapata, *Phys. Rev.* **D99**, 075009 (2019), [arXiv:1812.06364 \[hep-ph\]](#).
- [36] D. Borah, R. Roshan, and A. Sil, *Phys. Rev. D* **100**, 055027 (2019), [arXiv:1904.04837 \[hep-ph\]](#).
- [37] D. Nanda and D. Borah, *Eur. Phys. J. C* **80**, 557 (2020), [arXiv:1911.04703 \[hep-ph\]](#).
- [38] C. E. Yaguna and O. Zapata, *JHEP* **03**, 109 (2020), [arXiv:1911.05515 \[hep-ph\]](#).
- [39] A. Betancur, G. Palacio, and A. Rivera, *Nucl. Phys. B* **962**, 115276 (2021), [arXiv:2002.02036 \[hep-ph\]](#).
- [40] J. Hernandez-Sanchez, V. Keus, S. Moretti, D. Rojas-Ciofalo, and D. Sokolowska, (2020), [arXiv:2012.11621 \[hep-ph\]](#).
- [41] G. Bélanger, A. Pukhov, C. E. Yaguna, and O. Zapata, *JHEP* **09**, 030 (2020), [arXiv:2006.14922 \[hep-ph\]](#).
- [42] S.-M. Choi, J. Kim, P. Ko, and J. Li, *JHEP* **09**, 028 (2021), [arXiv:2103.05956 \[hep-ph\]](#).
- [43] G. Belanger, A. Mjallal, and A. Pukhov, (2021), [arXiv:2108.08061 \[hep-ph\]](#).
- [44] C. E. Yaguna and O. Zapata, *JHEP* **10**, 185 (2021), [arXiv:2106.11889 \[hep-ph\]](#).

- [45] B. Díaz Sáez, P. Escalona, S. Norero, and A. R. Zerwekh, *JHEP* **10**, 233 (2021), [arXiv:2105.04255 \[hep-ph\]](#).
- [46] C. D. R. Carvajal, R. Longas, O. Rodríguez, and O. Zapata, (2021), [arXiv:2110.15167 \[hep-ph\]](#).
- [47] A. Mohamadnejad, (2021), [arXiv:2111.04342 \[hep-ph\]](#).
- [48] V. Silveira and A. Zee, *Phys. Lett. B* **161**, 136 (1985).
- [49] J. McDonald, *Phys. Rev.* **D50**, 3637 (1994), [arXiv:hep-ph/0702143 \[HEP-PH\]](#).
- [50] C. Burgess, M. Pospelov, and T. ter Veldhuis, *Nucl. Phys. B* **619**, 709 (2001), [arXiv:hep-ph/0011335](#).
- [51] J. M. Cline, K. Kainulainen, P. Scott, and C. Weniger, *Phys. Rev.* **D88**, 055025 (2013), [Erratum: *Phys. Rev.*D92,no.3,039906(2015)], [arXiv:1306.4710 \[hep-ph\]](#).
- [52] P. Athron, J. M. Cornell, F. Kahlhoefer, J. Mckay, P. Scott, and S. Wild, *Eur. Phys. J. C* **78**, 830 (2018), [arXiv:1806.11281 \[hep-ph\]](#).
- [53] G. Steigman, B. Dasgupta, and J. F. Beacom, *Phys. Rev.* **D86**, 023506 (2012), [arXiv:1204.3622 \[hep-ph\]](#).
- [54] L. J. Hall, K. Jedamzik, J. March-Russell, and S. M. West, *JHEP* **03**, 080 (2010), [arXiv:0911.1120 \[hep-ph\]](#).
- [55] Y. G. Kim and K. Y. Lee, *Phys. Rev. D* **75**, 115012 (2007), [arXiv:hep-ph/0611069](#).
- [56] Y. G. Kim, K. Y. Lee, and S. Shin, *JHEP* **05**, 100 (2008), [arXiv:0803.2932 \[hep-ph\]](#).
- [57] L. Lopez-Honorez, T. Schwetz, and J. Zupan, *Phys. Lett. B* **716**, 179 (2012), [arXiv:1203.2064 \[hep-ph\]](#).
- [58] S. Esch, M. Klasen, and C. E. Yaguna, *Phys. Rev. D* **88**, 075017 (2013), [arXiv:1308.0951 \[hep-ph\]](#).
- [59] T. Hambye, *JHEP* **01**, 028 (2009), [arXiv:0811.0172 \[hep-ph\]](#).
- [60] F. D’Eramo and J. Thaler, *JHEP* **06**, 109 (2010), [arXiv:1003.5912 \[hep-ph\]](#).
- [61] E. Aprile *et al.* (XENON), *Phys. Rev. Lett.* **121**, 111302 (2018), [arXiv:1805.12562 \[astro-ph.CO\]](#).
- [62] A. M. Sirunyan *et al.* (CMS), *Phys. Lett.* **B793**, 520 (2019), [arXiv:1809.05937 \[hep-ex\]](#).
- [63] (2020).
- [64] D. S. Akerib *et al.* (LUX-ZEPLIN), *Phys. Rev. D* **101**, 052002 (2020), [arXiv:1802.06039 \[astro-ph.IM\]](#).
- [65] J. Aalbers *et al.* (DARWIN), *JCAP* **1611**, 017 (2016), [arXiv:1606.07001 \[astro-ph.IM\]](#).
- [66] M. Ackermann *et al.* (Fermi-LAT), *Phys. Rev. Lett.* **115**, 231301 (2015), [arXiv:1503.02641 \[astro-ph.HE\]](#).
- [67] E. Charles *et al.* (Fermi-LAT), *Phys. Rept.* **636**, 1 (2016), [arXiv:1605.02016 \[astro-ph.HE\]](#).
- [68] F. S. Queiroz and C. Siqueira, *JCAP* **04**, 048 (2019), [arXiv:1901.10494 \[hep-ph\]](#).
- [69] H. Silverwood, C. Weniger, P. Scott, and G. Bertone, *JCAP* **03**, 055 (2015), [arXiv:1408.4131 \[astro-ph.HE\]](#).
- [70] B. Patt and F. Wilczek, (2006), [arXiv:hep-ph/0605188](#).