

Multi-messenger detection prospects of gamma-ray burst afterglows with optical jumps

Ersilia Guarini,^a Irene Tamborra,^a Damien Bégué,^b Tetyana Pitik,^a and Jochen Greiner^c

^aNiels Bohr International Academy and DARK, Niels Bohr Institute, University of Copenhagen, Blegdamsvej 17, 2100, Copenhagen, Denmark

^bDepartment of Physics, Bar Ilan University, Ramat-Gan, 52900, Tel Aviv, Israel

^cMax-Planck-Institut für Extraterrestrische Physik, Giessenbachstraße 1, 85748, Garching, Germany

E-mail: ersilia.guarini@nbi.ku.dk, tamborra@nbi.ku.dk, begueda@biu.ac.il, tetyana.pitik@nbi.ku.dk, jcg@mpe.mpg.de

Abstract. Some afterglow light curves of gamma-ray bursts (GRBs) exhibit very complex temporal and spectral features, such as a sudden intensity jump about one hour after the prompt emission in the optical band. We assume that this feature is due to the late collision of two relativistic shells and investigate the corresponding high-energy neutrino emission within a multi-messenger framework, while contrasting our findings with the ones from the classic afterglow model. For a constant density circumburst medium, the total number of emitted neutrinos can increase by about an order of magnitude when an optical jump occurs with respect to the self-similar afterglow scenario. By exploring the detection prospects with the IceCube Neutrino Observatory and future radio arrays such as IceCube-Gen2 radio, RNO-G and GRAND200k, as well as the POEMMA spacecraft, we conclude that the detection of neutrinos with IceCube-Gen2 radio could enable us to constrain the fraction of GRB afterglows with a jump as well as the properties of the circumburst medium. We also investigate the neutrino signal expected for the afterglows of GRB 100621A and a GRB 130427A-like burst with an optical jump. The detection of neutrinos from GRB afterglows could be crucial to explore the yet-to-be unveiled mechanism powering the optical jumps.

Contents

1	Introduction	1
2	Modelling of the merger of two relativistic shells	4
2.1	Physics of the blastwave	4
2.2	Merger of two relativistic shells	5
3	Photon energy distribution and light curve	8
3.1	Photon energy distribution during the afterglow	8
3.2	Photon energy distribution during the shell merger	10
3.3	Light curve	11
4	Energy distributions of protons and neutrinos	12
4.1	Proton energy distribution	12
4.2	Neutrino energy distribution and flux expected at Earth	13
5	Afterglow signals	15
5.1	Particle emission in the absence of a late shell collision	15
5.2	Particle emission in the presence of a late shell collision	18
6	Neutrino detection perspectives	20
6.1	All-sky quasi-diffuse flux	21
6.2	Point source searches	23
6.3	Detection prospects for GRB 100621A and a GRB 130427A-like burst	24
7	Conclusions	26
A	A model for the late collision and merger of two relativistic shells	26
B	Degeneracies among the parameters characteristic of the merging shells	31
C	Cooling timescales of protons and mesons	32

1 Introduction

Gamma-ray bursts (GRBs) are among the brightest and most poorly understood transients occurring in our Universe [1–3]. There are two classes of GRBs; the short ones, lasting less than 2 s, and the long ones [4, 5]. The latter are the focus of this work. They are thought to be harbored within collapsing massive stars [6–8]. The isotropic equivalent energy release in gamma-rays spans 10^{49} – 10^{55} erg and it occurs within a few tens of seconds [3, 9]. The observed spectrum is non-thermal, typically peaking in the 10 – 10^4 keV energy band [10–12].

The delayed emission following the prompt phase of GRBs—observed in the X-ray, optical/infrared, radio and as of recently TeV bands [13–16]—is the so-called afterglow. It is observed for several weeks after the trigger of the burst and, in some cases, up to months or even years, making GRBs electromagnetically detectable across all wavebands. The afterglow emission results from the interaction between the ejecta and the circumburst medium (CBM).

The physical mechanism responsible for the multi-wavelength observation is broadly believed to be synchrotron radiation from the relativistic electrons accelerated at the external shock, developing when the relativistic outflow expands in the CBM [13, 17–19].

Observations in the X-ray and optical bands show a rich set of additional features, not described by the simplest afterglow model. At X-rays, data from the Gehrels Swift Observatory display a rapid decline during the first few hundred seconds [20–22], strong X-ray flaring during the first few thousand seconds [23, 24], and a shallow decay up to ten-thousand seconds. A canonical view of GRB afterglow is presented in e.g. [25, 26]. In the optical band, the forward [e.g., 27] and reverse shocks [e.g., 28, 29] dominate during the first thousand seconds, together with plateaus in the majority of afterglows, and with X-ray flares, occasionally accompanied by optical flares [30, 31]. At later times [i.e., at about $7\text{--}10(1+z)$ days, with z being the redshift], the supernova signal emerges [32, 33]¹. In this context, one of the biggest surprises was the observation of sudden rebrightenings in the afterglow light curve occurring at one to few hours after the prompt emission, primarily visible in the optical band (hereafter called optical jump) [34–38]. These optical jumps are very rare, as opposed to e.g. X-ray flares occurring in about 50% of all GRB afterglows. The optical jump can be very large in amplitude (>1 mag) and is typically brighter than the one observed in X-rays. So far, about 10 out of 146 GRBs with well sampled optical light curves collected between February 1997 and November 2011 have displayed an optical jump [39]; for half of these, the brightness at the jump peak is comparable to the peak of the afterglow associated to the forward shock.

Several theoretical models attempt to explain such optical jumps. For instance, they might be due to CBM inhomogeneities generated by anisotropic wind ejection of the GRB progenitor or interstellar turbulence [40, 41]; however, numerical simulations of spherical explosions exhibit rather regular features and, in addition, density fluctuations of the CBM cannot give rise to significant time variability in the afterglow light curve [42–44]. Alternatively, the late variability of the afterglow light curve could be explained by invoking a late energy injection in the first blast wave emitted by the central engine. In this picture, the central engine undergoes intermittent late explosions, producing multiple shells of matter that propagate and collide with the slower ones previously emitted, as proposed in Ref. [45]. The origin of the late time activity of the central engine is unclear [46]. For example, it might be related to the disk fragmentation due to gravitational instabilities in the outer regions of the disk, with the resulting fragments being accreted into the central compact object over different timescales, and causing the observed time variability in the afterglow light curve [47]. Despite the uncertain origin of the central engine late time activity, this model predicts that the second blast wave emitted by the central engine injects new energy in the initially ejected one, causing the observed rebrightening in the light curve [48, 49]. Even though there is to date no smoking-gun signature favoring a specific mechanism to explain the appearance of optical jumps, the late collision of two relativistic shells [45] is appealing in light of its ability to successfully fit the light curves of some GRBs with optical jumps [37, 50].

These peculiar features of the light curve of GRB afterglows raise questions on the possibly related neutrino emission. In fact, GRBs have been proposed as sources of ultra-high energy cosmic rays and high-energy neutrinos [51–53]. In the prompt phase, a copious amount of neutrinos could be produced by photo-hadronic ($p\gamma$) [51, 52, 54] or hadronic interactions (pp or pn), the latter being more efficient in the innermost regions where the

¹It is worth highlighting that we are only listing typical values for all the aforementioned timescales.

baryon density is large [55–58]. The neutrinos produced during the prompt GRB phase in the optically thin region have TeV–PeV energies, and their spectral distribution strongly depends on the emission mechanism [51, 59–64].

High energy neutrinos could also be produced during the afterglow phase through $p\gamma$ interactions in the PeV–EeV energy range. Protons can be accelerated in the blastwave through Fermi acceleration [65, 66] and interact with the synchrotron photons produced by accelerated electrons. Within the framework of the classic afterglow model, the neutrino emission from GRB afterglows has been computed by considering the interaction of the GRB blastwave with the external medium in two possible scenarios: the forward shock one, according to which particles are accelerated at the shock between the blastwave and the CBM [67–70] and the reverse shock model, that assumes acceleration of particles at the reverse shock propagating back towards the ejecta [71].

Since the neutrino production during the GRB afterglow phase strictly depends on the photon distribution, an increase of the photon flux as observed for late time jumps in the light curve should result in an increased neutrino flux, potentially detectable by current and future high energy neutrinos facilities. In fact, optical photons are ideal targets for the production of PeV neutrinos. The detection prospects with the IceCube Neutrino Observatory, which routinely observes neutrinos with energies up to a few PeV [72–75], of GRB afterglows displaying an optical jump have not been investigated up to now. In addition, the possibly higher neutrino flux could be detectable by upcoming detectors, such as IceCube-Gen2 and its radio extension [76], the Radio Neutrino Observatory in Greenland (RNO-G) [77] and the full planned configuration of the Giant Radio Array for Neutrino Detection (GRAND200k) [78]. The orbiting Probe of Extreme Multi-Messenger Astrophysics (POEMMA) spacecraft may also have promising perspectives for the detection of neutrinos from GRB afterglows [79].

If a jump is observed in the optical light curve of a GRB, what is its signature in neutrinos? Can we use neutrinos to learn more about this enigmatic feature of some GRBs? In this paper, we address these questions and explore the corresponding neutrino detection prospects. Our reference model is the late collision of two relativistic shells [37, 45, 50]. Nevertheless, we stress that our goal is not to prove that the shell collision is the main mechanism explaining the GRBs light curves displaying jumps; rather, this scenario provides us with the framework within which we aim explore the associated neutrino signal.

This paper is organized as follows. In Sec. 2, we present the theoretical model for the late collision of two relativistic shells that we consider to be the mechanism responsible for the sudden jump in the afterglow light curve. Section 3 focuses on the modeling of the electromagnetic signal from GRB afterglows in the presence of optical jumps, while Sec. 4 is centered on the proton distribution in the blastwave and the resulting neutrino signals. Section 5 presents our findings on the neutrino and photon signals expected during the GRB afterglow phase, in the absence as well as in the presence of optical jumps; while Sec. 6 investigates the neutrino detection prospects in the context of quasi-diffuse and point source searches. In particular, we discuss the neutrino detection prospects for the well studied GRB 100621A [37] and a burst with model parameters inspired by GRB 130427A [80–82] having a hypothetical optical jump. Finally, our findings are summarized in Sec. 7. The analytical model on the late collision and merger of two relativistic shells is detailed in Appendix A, a discussion on the degeneracies among the parameters of our model is reported in Appendix B, while Appendix C focuses on the cooling times of protons and mesons of our GRB afterglow model.

2 Modelling of the merger of two relativistic shells

In this section, we outline the blastwave physics, introducing the scaling relations describing the temporal evolution of the radius and Lorentz factor of the blastwave. By relying on the late activity scenario for the central engine [26, 46, 83, 84], our model on the late collision of two relativistic shells is then presented.

2.1 Physics of the blastwave

According to the standard picture, the relativistic GRB jet propagates with half opening angle θ_j and Lorentz factor $\Gamma \gg 100$ [5] in the reference frame of the central engine. As long as $\Gamma^{-1} < \theta_j$, the emitting region can approximately be considered spherical. In order to investigate the afterglow physics, it is useful to introduce the isotropic equivalent energy of the blastwave, \tilde{E}_{iso} ². We denote with $\tilde{E}_{k,\text{iso}}$ the isotropic equivalent kinetic energy of the blastwave, defined as $\tilde{E}_{k,\text{iso}} = \tilde{E}_{\text{iso}} - \tilde{E}_{\gamma,\text{iso}}$ and representing the energy content of the outflow after $\tilde{E}_{\gamma,\text{iso}}$ has been released in γ -rays during the prompt phase.

Two shocks develop at the interaction front between the burst and the CBM: a reverse shock, that propagates towards the core of the jet, and a forward shock propagating in the CBM. After the reverse shock crosses the relativistic ejecta, the blastwave enters the so-called Blandford and McKee self-similar regime [85] (dubbed BM hereafter). In the following, we focus on the BM phase, during which the emission is associated with the forward shock only. The particle density profile of the CBM is assumed to scale as a function of the distance from the central engine as $n \propto R^{-k}$. In this work, we consider two CBM scenarios: a constant density profile resembling the one of the interstellar medium ($k = 0$, ISM) and a stellar wind one ($k = 2$, wind).

We assume that the ejecta initially have isotropic kinetic energy $\tilde{E}_{k,\text{iso}}$ and Lorentz factor Γ_0 . Two extreme scenarios for the hydrodynamical evolution of the blastwave can be described analytically: fully adiabatic and fully radiative [85, 86]. In the former case, the blastwave does not radiate a significant amount of energy while propagating. On the contrary, it quickly cools in the latter scenario, radiating all the internal energy released in the shock while being decelerated by the CBM. Observational evidence suggests that GRB afterglow blastwaves are in the adiabatic regime rather than in the radiative one [87]. Therefore, in this paper we focus on the adiabatic scenario.

Within the assumption of a thin shell (for which the reverse shock is mildly relativistic at most), if propagation occurs through a CBM with constant density $n = n_0$, the blastwave starts to be decelerated at [85, 87]:

$$T_{\text{dec,ISM}} = \left[\frac{3\tilde{E}_{k,\text{iso}}(1+z)^3}{64\pi n_0 m_p c^5 \Gamma_0^8} \right]^{1/3}; \quad (2.1)$$

while if it occurs in a wind profile, $n = AR^{-2}$, the deceleration occurs at [88]:

$$T_{\text{dec,wind}} = \frac{\tilde{E}_{k,\text{iso}}(1+z)}{16\pi A m_p c^3 \Gamma_0^4}, \quad (2.2)$$

²We adopt three reference frames: the blastwave comoving frame, the center of explosion (i.e. the central compact object) frame, and the observer frame (the Earth). Quantities in these frame are denoted as X' , \tilde{X} and X , respectively. Energy, for example, transforms as $\tilde{E} = (1+z)E = \mathcal{D}E'$. Here z is the redshift and $\mathcal{D} = [\Gamma(1 - \beta \cos \theta)]^{-1}$ is the Doppler factor, where $\beta = \sqrt{1 - 1/\Gamma^2}$ and θ is the angle of propagation of an element of the ejecta relative to the line of sight.

where $A = \dot{M}_w / (4\pi v_w m_p) = 3.02 \times 10^{35} A_\star \text{ cm}^{-1}$, with $A_\star = \dot{M}_{-5} / v_8$ corresponding to the typical mass loss rate $\dot{M}_{-5} = \dot{M} / (10^{-5} M_\odot) \text{ yr}^{-1}$ and wind velocity $v_8 = v_w / (10^8 \text{ cm s}^{-1})$ [70, 89]³. Here $c = 3 \times 10^{10} \text{ cm s}^{-1}$ is the speed of light and $m_p = 0.938 \text{ GeV } c^{-2}$ is the proton mass.

After the deceleration begins, the Lorentz factor of the shell decreases with time as [85, 86, 88, 90]:

$$\Gamma_{\text{ISM}} = \Gamma_0 \left(\frac{T_{\text{dec,ISM}}}{4t} \right)^{3/8}; \quad (2.3)$$

$$\Gamma_{\text{wind}} = \Gamma_0 \left(\frac{T_{\text{dec,wind}}}{4t} \right)^{1/4}; \quad (2.4)$$

The radius of the blastwave evolves with time according to [70]:

$$R = \frac{\zeta \Gamma^2 t c}{(1+z)}, \quad (2.5)$$

where the correction factor ζ depends on the hydrodynamical evolution of the shock; we assume $\zeta = 8$ [70, 86, 91].

In this work we are mainly interested in estimating the neutrino signal, whose accuracy is mainly dominated by other local uncertainties (e.g. the proton acceleration efficiency and the fraction of the blastwave internal energy that goes into accelerated protons, that we introduce in Sec. 4.1). Hereafter, we adopt the uniform shell approximation of the BM solution, as presented in this section. This assumption suits our purposes, since the particle density of a BM shell quickly drops outside the region of width $\propto R/\Gamma^2$ behind the forward shock and thus the corresponding neutrino emission is negligible.

2.2 Merger of two relativistic shells

The late merger of two relativistic shells has been investigated through hydrodynamical simulations [45] and applied to fit the light curve of GRB 100621A [37]. However, a simplified analytical modeling aiming to estimate the corresponding neutrino signal is presented in this paper for the first time. We assume that the first shell is launched by the central engine. At the onset of its deceleration, it is heated up, as its kinetic energy $\tilde{E}_{k,\text{iso}}$ is converted in internal energy \tilde{W} . From now on, we refer to this shell as the “slow shell.” Its dynamics is described by the simplified BM solution in the uniform blastwave approximation introduced in Sec. 2.1, its Lorentz factor Γ and radius R evolve by following Eq. 2.3 and Eq. 2.5, respectively.

Assuming that the central engine undergoes late activity, a second shell with energy \tilde{E}_f is emitted with a time delay Δ_T with respect to the slow one, see the left panel of Fig. 1. We refer to this second shell as the “fast shell.” This shell propagates in an almost empty environment since most of the matter has been swept up by the slow shell [45]. Thus, the fast shell moves with a constant Lorentz factor Γ_f , eventually reaches the slow shell, and merges with it, as sketched in the middle and right panels of Fig. 1. Details on the analytical model describing the shell merger and the related conserved quantities are reported in Appendix A.

³Care should be taken when comparing our definition of the density profile for a wind CBM (which follows the convection adopted in e.g. Ref. [3]) with the one often adopted in the literature, i.e. $\rho = AR^{-2}$, where $A = 5 \times 10^{-11} \text{ g cm}^{-1} A_\star$ and $A_\star = \dot{M}_{-5} / v_8$. The difference between the two definitions is the normalization in units of proton mass.

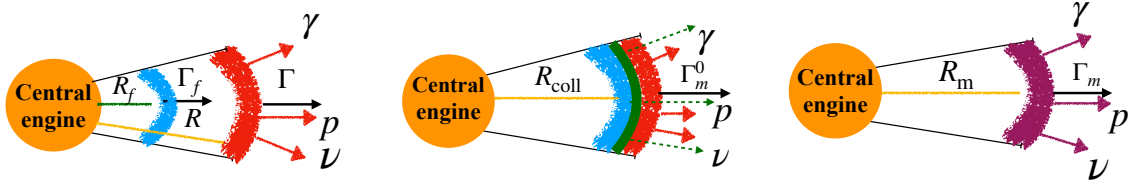


Figure 1. Sketch of the collision and merger of two relativistic shells (not in scale). *Left panel:* The slow shell (marked in red) is launched by the central engine and decelerated by the interaction with the external medium. A shock develops at the contact surface, leading to the classic afterglow emission. The fast shell (marked in blue) is launched by the central engine with a temporal delay Δ_T and propagates freely. *Middle panel:* The fast shell reaches the slow BM blastwave. Two shocks develop at the collision (marked in green); the internal energy released in this process is emitted through radiation of secondary particles. *Right panel:* The merged shell (plotted in purple) propagates through the external medium, emitting afterglow radiation.

In order for the collision to happen at a given time T_{coll} , the slow and fast shells must be at the same position at $t = T_{\text{coll}}$: $R(T_{\text{coll}}) = R_f(T_{\text{coll}})$. As extensively discussed in Appendix B, this condition gives rise to a degeneracy between Γ_f and Δ_T (see also Appendix C of [50] for a similar discussion). Indeed, a shell launched with a large delay and large speed could reach the slow shell at the same time of a slower shell launched with a smaller time delay. Understanding this degeneracy among the characteristic shell parameters is important, since Γ_f directly affects the dynamics of the collision between the two shells.

As the slow and fast shells collide, two shocks develop: a reverse shock, propagating back towards the fast shell, and a forward shock, propagating through the slow shell. A detailed modeling of the collision between the fast and the slow shell is not necessary to estimate the production of neutrinos. Therefore, we assume that both the forward and reverse shocks created in the shell collision instantly cross the slow (forward shock) and the fast (reverse shock) shell, which thus merge in a single shell at T_{coll} . In other words, when the collision occurs, a hot “merged” shell instantaneously forms as described in Appendix A; see the right panel of Fig. 1. Despite the simplifying assumption of instantaneous merger between the two shells, our overarching goal of computing the time-integrated neutrino event rate is not affected since the neutrino emission during the merger interval is overall negligible, see discussion in Sec. 5.

In order to characterize the properties of the merged shell, we apply the energy-momentum conservation equations, expanding on the model describing the collision of two relativistic shells for the internal shock scenario employed to model the prompt phase [92, 93]. The main difference with respect to the internal shock scenario [92, 93] is that our slow shell is hot and is sweeping up material from the external medium. Thus, we need to include the internal energy of the slow shell and the swept up mass in our calculation. As discussed in Appendix A, the following equations are obtained within the assumption of instantaneous merger. Therefore, we evaluate the quantities describing the slow and the fast shells at time $t = T_{\text{coll}}$. The initial Lorentz factor of the merged shell is

$$\Gamma_m^0 \simeq \sqrt{\frac{m_f \Gamma_f + m_{\text{eff}} \Gamma}{m_f / \Gamma_f + m_{\text{eff}} / \Gamma}}, \quad (2.6)$$

where $m_f = \tilde{E}_f / (\Gamma_f c^2)$ is the mass of the fast shell and $m_{\text{eff}} = m + \hat{\gamma} W' / (c^2)$ is the effective mass of the slow shell. Here $\hat{\gamma} = 4/3$ is the adiabatic index in the relativistic limit (which

holds since the slow shell is hot) and m is the mass of the slow shell, i.e. the sum between the initial mass of the ejecta $m_0 = \tilde{E}_{\text{iso}}/(\Gamma_0 c^2)$ and the swept up mass from the CBM up to the radius R ,

$$m = m_0 + 4\pi \int_0^R dR' R'^2 n(R') m_p . \quad (2.7)$$

Furthermore, at the collision, the internal energy \tilde{W}_m^0 is generated:

$$\tilde{W}_m^0 \equiv \Gamma_m^0 W_m'^0 = \frac{1}{\tilde{\gamma}} [(m_f \Gamma_f + m \Gamma) c^2 - (m + m_f) \Gamma_m^0 c^2] + \Gamma W' . \quad (2.8)$$

In the last stage of evolution, the merged shell moves in the CBM and interacts with it, giving rise to the standard afterglow radiation. Note that another degeneracy occurs. In fact, the same value of Γ_m^0 can be obtained for different pairs of $(\tilde{E}_{k,\text{iso}}, n_0)$ or $(\tilde{E}_{k,\text{iso}}, A_\star)$. Thus, different initial conditions can lead to the same initial setup of the merged shell, nevertheless as discussed in Appendix B and in Sec. 3, this degeneracy is not reflected in the observed photon flux.

The dynamics of the slow shell depends on the comoving dynamical time [70],

$$t'_{\text{dyn}} \simeq \frac{R}{8\Gamma c} , \quad (2.9)$$

and the related comoving width is [85]

$$l' \simeq ct'_{\text{dyn}} = \frac{R}{8\Gamma} , \quad (2.10)$$

where the radius R is defined in Eq. 2.5.

The fast shell propagates with constant Lorentz factor $\Gamma_f \gg 1$, thus its radius evolves as [3]:

$$R_f = \frac{2\Gamma_f^2 (t - \Delta_T) c}{(1 + z)} . \quad (2.11)$$

The comoving dynamical time of the fast shell is given by

$$t'_{\text{dyn},f} \simeq \frac{R_f}{2\Gamma_f c} , \quad (2.12)$$

and its comoving width is

$$l'_f \simeq ct'_{\text{dyn},f} = \frac{R_f}{2\Gamma_f} . \quad (2.13)$$

The initial width of the merged shell is approximated as

$$l_m'^0 \simeq \Gamma_m^0 \left(\frac{l'_f}{\Gamma_f} + \frac{l'}{\Gamma} \right) ; \quad (2.14)$$

while the dynamical time characterizing the merged shell at the collision is

$$t'_{\text{dyn},m}{}^0 \simeq \frac{l_m'^0}{c} , \quad (2.15)$$

where we have considered the Lorentz transformation for the length between the comoving and laboratory frames.

After a transient phase during which the merged shell relaxes, it is decelerated by the CBM and enters the BM regime. Since we neglect the time needed by the merged shell to relax soon after the merger, a sharp jump results in the light curve; this treatment is not adequate for realistic fits of the electromagnetic signal, see Sec. 3.2 for a discussion, but such task is beyond the scope of this paper. The semi-analytical treatment of the hydrodynamics of the collision, also taking into account the reverse shock crossing the fast shell was obtained in Ref. [48]; considering such a treatment would not substantially affect the neutrino signal, since current and future neutrino telescopes may only be sensitive to the time-integrated spectral distribution in the most optimistic scenarios (see Sec. 6).

Once the merged shell enters the BM regime, its Lorentz factor Γ_m evolves as described by Eqs. 2.3, by replacing $\Gamma_0 \rightarrow \Gamma_m^0$ and using the appropriate deceleration time. Indeed, even though the dynamics of the merged shell resembles the BM solution, there are some important and non trivial precautions to take into account for the definition of its deceleration radius and time, see Appendix A. This is due to the fact that the merged shell is already hot and contains swept-up material. Once the deceleration time of the merged shell is properly defined, its radius R_m follows Eq. 2.5 by replacing $\Gamma \rightarrow \Gamma_m$. Finally, the width and dynamical time of the merged shell after its deceleration are given by Eqs. 2.9 and 2.10, with $\Gamma \rightarrow \Gamma_m$ and $R \rightarrow R_m$.

3 Photon energy distribution and light curve

In this section, we introduce the main ingredients for the modeling of the emission of electromagnetic radiation during the classic afterglow and at the shell merger which produces the optical jump. In the following, we consider a generic shell with Lorentz factor Γ for the sake of simplicity, however our treatment holds for the afterglow generated both by the slow and the merged shell. The proper Lorentz factor has to be taken into account for each case, i.e. Eqs. 2.3 and 2.4 for the slow and the merged shell during the afterglow with the appropriate initial Lorentz factor and deceleration time, as discussed in Sec. 2.2. As for the collision, the relevant Lorentz factor is given by Eq. 2.6.

3.1 Photon energy distribution during the afterglow

It is assumed that particles undergo Fermi acceleration [65, 66, 94] at the forward shock. The synchrotron radiation coming from shock accelerated electrons is broadly considered to be the origin of the observed afterglow light curve [86]. For the modeling of the synchrotron photon spectrum, we follow Refs. [86, 89, 95]. The internal energy density of the blastwave is given by the shock jump conditions (Eqs. A.3 and A.4). Therefore, the internal energy density generated by the forward shock is [85]:

$$w' = 4m_p c^2 \Gamma(\Gamma - 1)n, \quad (3.1)$$

where $n = n_0$ and $n = AR^{-2}$ for the ISM and wind scenarios, respectively. A fraction ϵ_e of this energy goes into accelerated electrons, a fraction ϵ_B into magnetic field, while protons receive the fraction $\epsilon_p \lesssim 1 - \epsilon_e - \epsilon_B$. Thus, the magnetic field generated by the shock at the BM blastwave front is

$$B' = \sqrt{32\pi m_p c^2 n \Gamma(\Gamma - 1) \epsilon_B}. \quad (3.2)$$

Electrons are expected to be accelerated to a power-law distribution $N_e(\gamma_e) \propto \gamma_e^{-k_e}$, where k_e is the electron spectral index. The resulting electron distribution has three characteristic Lorentz factors: minimum ($\gamma'_{e,\min}$), cooling ($\gamma'_{e,\text{cool}}$), and maximum ($\gamma'_{e,\max}$) ones.

The minimum Lorentz factor corresponds to the minimum injection energy of electrons in the blastwave; the cooling Lorentz factor characterizes the energy of electrons that have time to radiate a substantial fraction of their energy in one dynamical time; the maximum Lorentz factor corresponds to the maximum energy that electrons can achieve in the acceleration region [86, 87]. These characteristic Lorentz factors are given by [86]:

$$\gamma'_{e,\min} = \epsilon_e \frac{m_p (k_e - 2)}{m_e (k_e - 1)} (\Gamma - 1) , \quad (3.3)$$

$$\gamma'_{e,\text{cool}} = \frac{6\pi m_e c (1+z)}{\sigma_T B'^2 t \Gamma} , \quad (3.4)$$

$$\gamma'_{e,\max} = \left(\frac{6\pi e}{\sigma_T B' \xi} \right)^{1/2} , \quad (3.5)$$

where $\sigma_T = 6.65 \times 10^{-25} \text{ cm}^{-2}$ is the Thompson cross section, ξ represents the number of gyroradii needed for accelerating particles, $m_e = 5 \times 10^{-4} \text{ GeV } c^{-2}$ is the electron mass and $e = \sqrt{\alpha \hbar c}$ is the electron charge, where $\alpha \sim 1/137$ is the fine-structure constant and $\hbar \simeq 6.58 \times 10^{-25} \text{ GeV s}$ is the reduced Planck constant. We take $\xi \equiv 10$ [96]. The three characteristic Lorentz factors result into three observed characteristics break energies $E_{\gamma,\min}$, $E_{\gamma,\text{cool}}$ and $E_{\gamma,\max}$, in the synchrotron photon spectrum at Earth:

$$E_{\gamma} \equiv h\nu_{\gamma} = \frac{3}{2} \frac{B'}{B_Q} m_e c^2 \gamma_e'^2 \frac{\Gamma}{(1+z)} , \quad (3.6)$$

where $B_Q = 4.41 \times 10^{13} \text{ G}$. The electrons are in the “fast cooling regime” when $\nu_{\gamma,\min} > \nu_{\gamma,\text{cool}}$, while the “slow cooling regime” occurs when $\nu_{\gamma,\min} < \nu_{\gamma,\text{cool}}$.

For the picture to be complete, the synchrotron self-absorption (SSA) frequency should be considered as well. However, properly accounting for the SSA requires detailed information about the shell structure and the eventual thermal electron distribution [97]. Since this frequency is expected to be in the radio band [87], and since its inclusion does not change the results presented herein, we neglect SSA in the rest of this paper.

We are interested in the comoving photon density in the blastwave [in units of $\text{GeV}^{-1} \text{ cm}^{-3}$]. In the fast cooling regime, it is given by [86, 98]:

$$n'_{\gamma}(E'_{\gamma}) = A'_{\gamma} \begin{cases} \left(E'_{\gamma}/E'_{\gamma,\text{cool}} \right)^{-2/3} & E'_{\gamma} < E'_{\gamma,\text{cool}} \\ \left(E'_{\gamma}/E'_{\gamma,\text{cool}} \right)^{-3/2} & E'_{\gamma,\text{cool}} \leq E'_{\gamma} \leq E'_{\gamma,\min} ; \\ \left(E'_{\gamma,\min}/E'_{\gamma,\text{cool}} \right)^{-3/2} \left(E'_{\gamma}/E'_{\gamma,\min} \right)^{-(k_e+2)/2} e^{-\frac{E'_{\gamma}}{E'_{\gamma,\max}}} & E'_{\gamma,\min} < E'_{\gamma} \leq E'_{\gamma,\max} \end{cases} \quad (3.7)$$

while, in the slow cooling regime, it is

$$n'_{\gamma}(E'_{\gamma}) = A'_{\gamma} \begin{cases} \left(E'_{\gamma}/E'_{\gamma,\min} \right)^{-2/3} & E'_{\gamma} < E'_{\gamma,\min} \\ \left(E'_{\gamma}/E'_{\gamma,\min} \right)^{-(k_e+1)/2} & E'_{\gamma,\min} \leq E'_{\gamma} \leq E'_{\gamma,\text{cool}} . \\ \left(E'_{\gamma,\text{cool}}/E'_{\gamma,\min} \right)^{-(k_e+1)/2} \left(E'_{\gamma}/E'_{\gamma,\text{cool}} \right)^{-(k_e+2)/2} e^{-\frac{E'_{\gamma}}{E'_{\gamma,\max}}} & E'_{\gamma,\text{cool}} < E'_{\gamma} \leq E'_{\gamma,\max} \end{cases} \quad (3.8)$$

Here $E'_\gamma \equiv h\nu'_\gamma$ is the comoving photon energy. The normalization constant is

$$A'_\gamma = \frac{1}{2} \frac{L'_{\gamma,\max}}{4\pi R^2 c \min(E'_{\gamma,\min}, E'_{\gamma,\text{cool}})}, \quad (3.9)$$

where $L'_{\gamma,\max} = N_e P'_{\max}(\gamma'_{e,\min}) \phi_e / (E'_{\gamma,\min})$ is the comoving specific luminosity [in units of s^{-1}], and $1/2$ is the geometrical correction coming from the assumption of isotropic synchrotron emission in the comoving frame [68]. The number of electrons in the blastwave is $N_e = 4/3\pi n_0 R^3$ in the ISM scenario and $N_e = 4\pi AR$ in the wind scenario, while $P'_{\max}(\gamma'_{e,\min})$ is the maximum synchrotron power emitted by electrons with Lorentz factor $\gamma'_{e,\min}$ and defined as $P'_{\max}(\gamma'_{e,\min}) = c\sigma_T B'^2 \gamma'^2_{e,\min} / (6\pi)$. Finally, $\phi_e \simeq 0.6$ is a constant depending on the spectral index k_e [99]; we adopt $k_e = 2.5$, as suggested from simulations of relativistic collisionless shocks [100, 101]. This value is also consistent with that obtained from the study of X-ray afterglows, see e.g. [102]. Note that for the classic afterglow, we consider the transition from fast to slow cooling through the time evolution of the blastwave. Indeed, at late times the blastwave is in the slow cooling regime, in agreement with observations (see e.g. [103, 104]).

3.2 Photon energy distribution during the shell merger

When the two shells collide, the internal energy \tilde{W}_m^0 is released, see Eq. 2.8⁴. Assuming that $\epsilon_{B,m}^0$ is the fraction of the internal comoving energy density released during the collision and going in magnetic energy density, the comoving magnetic field is

$$B_m^0 = \sqrt{8\pi \epsilon_{B,m}^0 w_m^0}, \quad (3.10)$$

where the comoving internal energy density is defined as

$$w_m^0 = \frac{\tilde{W}_m^0}{\Gamma_m^0 V_m^0} = \frac{\tilde{W}_m^0}{\Gamma_m^0 4\pi R(T_{\text{coll}})^2 l_m^0}, \quad (3.11)$$

where l_m^0 is given by Eq. 2.14 and $V_m^0 = 4\pi R(T_{\text{coll}})^2 l_m^0$ is the volume of the merged shell right after its creation.

We assume that, at the collision, electrons are accelerated with the same index as the one of the particles accelerated at the shock between the slow blastwave and the CBM ($k_e = 2.5$). The fraction $\epsilon_{e,m}^0$ of internal energy density released at the collision goes into accelerated electrons, which cool through synchrotron radiation. The characteristic energies of the resulting photon spectrum are $E_{\gamma,\min}^{m,0}$, $E_{\gamma,\text{cool}}^{m,0}$ and $E_{\gamma,\max}^{m,0}$ and are defined as in Eq. 3.6 by replacing $\Gamma \rightarrow \Gamma_m^0$, and where the magnetic field is given by Eq. 3.10.

The shell collision and the afterglow are two distinct processes. The former involves a hot and a cold shell, the latter is related to the interaction between the slow, hot shell and the cold CBM. Therefore, the microphysical parameters $\epsilon_{e,m}^0$ and $\epsilon_{B,m}^0$ do not need to be the same as ϵ_e and ϵ_B . Moreover, while observations suggest a slow cooling regime for the classic afterglow at late times, electrons accelerated at the collision might be either in the fast or in the slow cooling regime, depending on the relevant parameters.

⁴For the sake of clarity, we denote the physical quantities characteristic of shell collision with the apex “0”, to distinguish them from the parameters describing the deceleration phase of the merged shell (marked with the subscript “m”).

If for fixed initial conditions of the colliding shells and collision time the condition $\gamma_{e,\min}^{m,0} > \gamma_{e,\text{cool}}^{m,0}$ is verified, then the spectral energy distribution at the collision is

$$n_{\gamma}^{m,0}(E'_{\gamma}) = A_{\gamma}^{m,0} \begin{cases} \left(E'_{\gamma}/E_{\gamma,\text{cool}}^{m,0}\right)^{-2/3} & E'_{\gamma} < E_{\gamma,\text{cool}}^{m,0} \\ \left(E'_{\gamma}/E_{\gamma,\text{cool}}^{m,0}\right)^{-3/2} & E_{\gamma,\text{cool}}^{m,0} \leq E'_{\gamma} \leq E_{\gamma,\min}^{m,0} \\ \left(E_{\gamma,\min}^{m,0}/E_{\gamma,\text{cool}}^{m,0}\right)^{-3/2} \left(E'_{\gamma}/E_{\gamma,\min}^{m,0}\right)^{-(k_e+2)/2} e^{-\frac{E'_{\gamma}}{E_{\gamma,\max}^{m,0}}} & E_{\gamma,\min}^{m,0} < E'_{\gamma} \leq E_{\gamma,\max}^{m,0} \end{cases}, \quad (3.12)$$

where

$$A_{\gamma}^{m,0} = \frac{\epsilon_{e,m}^0 w_m^{m,0}}{\int_{\gamma_{\min}^{m,0}}^{\gamma_{\text{sat}}^{m,0}} dE'_{\gamma} n_{\gamma}^{m,0}(E'_{\gamma}) E'_{\gamma}}. \quad (3.13)$$

If instead $\gamma_{e,\min}^{m,0} < \gamma_{e,\text{cool}}^{m,0}$, then the photon density is properly described by a slow cooling spectrum

$$n_{\gamma}^{m,0}(E'_{\gamma}) = A_{\gamma}^{m,0} \begin{cases} \left(E_{\gamma}^{m,0}/E_{\gamma,\min}^{m,0}\right)^{-2/3} & E'_{\gamma} < E_{\gamma,\min}^{m,0} \\ \left(E_{\gamma}^{m,0}/E_{\gamma,\min}^{m,0}\right)^{-(k_e+1)/2} & E_{\gamma,\min}^{m,0} \leq E'_{\gamma} \leq E_{\gamma,\text{cool}}^{m,0} \\ \left(E_{\gamma,\text{cool}}^{m,0}/E_{\gamma,\min}^{m,0}\right)^{-(k_e+1)/2} \left(E'_{\gamma}/E_{\gamma,\text{cool}}^{m,0}\right)^{-(k_e+2)/2} e^{-\frac{E'_{\gamma}}{E_{\gamma,\max}^{m,0}}} & E_{\gamma,\text{cool}}^{m,0} < E'_{\gamma} \leq E_{\gamma,\max}^{m,0} \end{cases}. \quad (3.14)$$

where

$$A_{\gamma}^{m,0} = \frac{\epsilon_{e,m}^0 w_m^{m,0}}{\int_{\gamma_{\min}^{m,0}}^{\gamma_{\text{sat}}^{m,0}} dE'_{\gamma} n_{\gamma}^{m,0}(E'_{\gamma}) E'_{\gamma}} \left(\frac{\gamma_{e,\text{cool}}^{m,0}}{\gamma_{e,\min}^{m,0}}\right)^{(-k_e+2)}. \quad (3.15)$$

In the last expression we have taken into account the fact that only a fraction of electrons radiates.

3.3 Light curve

We now have all the ingredients for investigating the expected light curve if the merger of two relativistic shells occurs. We can distinguish between three time windows in the photon light curve: an “afterglow phase” ($T_{\text{dec}} \leq t < T_{\text{coll}}$), the “merging phase” responsible for the jump origin ($t = T_{\text{coll}}$), and a “late afterglow phase” ($t > T_{\text{dec},m}$, with $T_{\text{dec},m}$ given by Eq. A.28).

In our simplified model, the photon lightcurve is a stepwise function obtained as follows. For $T_{\text{dec}} \leq t < T_{\text{coll}}$, the flux results from the interaction between the slow shell and the external medium. Therefore, it is described by the synchrotron spectrum introduced in Sec. 3.1. At $t = T_{\text{coll}}$, the flux undergoes a sharp increase: this is obtained as the sum between the afterglow radiation generated by the slow shell at $t = T_{\text{coll}}$ and the synchrotron radiation instantaneously emitted at the collision, see Sec. 3.2 for its description. Finally, for $t > T_{\text{dec},m}$, the radiation comes from the deceleration of the merged shell. Thus, the light curve follows again the predicted broken power-law for the classic afterglow. The relations derived in Sec. 3.1 hold by applying the temporal evolution of the Lorentz factor and the radius of the merged shell as prescribed in Appendix A.

Let $F_\gamma^s(E_\gamma)$ and $F_\gamma^m(E_\gamma)$ be the photon fluxes at Earth obtained from the photon distributions of the slow and merged shell, respectively, i.e. Eqs. 3.7–3.8, taken with the proper Lorentz factor and radius; $F_\gamma^{m,0}(E_\gamma)$ is instead the photon flux from electrons accelerated at the collision, corresponding to the photon distributions Eqs. 3.12–3.14. Therefore, the resulting flux at Earth $F_\gamma(E_\gamma)$ reads as

$$F_\gamma(E_\gamma) = \begin{cases} F_\gamma^s(E_\gamma) & T_{\text{dec}} \leq t < T_{\text{coll}} \\ F_\gamma^s(E_\gamma, t = T_{\text{coll}}) + F_\gamma^{m,0}(E_\gamma) & t = T_{\text{coll}} \\ F_\gamma^m(E_\gamma) & t \geq T_{\text{dec,m}} \end{cases} \quad (3.16)$$

This prescription does not aim to fit the afterglow light curves in the presence of a jump. Rather, it is a qualitative parametrization useful for contrasting the neutrino signal in the presence of a jump with the classic afterglow case.

We conclude by observing that we cannot model the transition phase $T_{\text{coll}} < t < T_{\text{dec,m}}$ analytically. Indeed, we should take into account the time needed by the merged shell to relax before starting its deceleration; on the contrary, we are assuming an instantaneous merger. This approximation may lead to overestimate or underestimate the photon flux in the aforementioned time window. Even though this is may be problematic for the electromagnetic signal, it does not affect the neutrino forecast substantially, as discussed in Sec. 5.

4 Energy distributions of protons and neutrinos

In this section, the energy distribution of protons is introduced together with the most relevant cooling timescales. The steps followed to compute the neutrino flux expected at Earth are also outlined.

4.1 Proton energy distribution

We assume that protons are Fermi accelerated at the shock front, although the process responsible for particle acceleration is still subject to debate, see e.g. Refs. [101, 105–108]. Accelerated protons have a non-thermal power-law plus exponential cutoff distribution defined in the frame comoving with the blastwave as

$$n'_p(E'_p) = A'_p E_p'^{-k_p} \exp \left[- \left(\frac{E'_p}{E'_{p,\text{max}}} \right)^{\alpha_p} \right] \Theta(E'_p - E'_{p,\text{min}}), \quad (4.1)$$

where Θ is the Heaviside function, $\alpha_p = 2$ [109] and k_p is the proton spectral index. The proton spectral index resulting from non-relativistic shock diffusive acceleration theory is expected to be $k_p \simeq 2$ [110], while it is estimated to be $k_p \simeq 2.2$ from Monte Carlo simulations of ultra-relativistic shocks [101], assuming isotropic diffusion in the downstream. In this work, we assume $k_p = 2$. The normalization constant is $A'_p = \epsilon_p w' [\int_{E'_{p,\text{min}}}^{E'_{p,\text{max}}} dE'_p E'_p n'_p(E'_p)]^{-1}$, where $\epsilon_p + \epsilon_e + \epsilon_B \lesssim 1$ and w' is the comoving energy density of the blastwave. For the slow and merged shells, w' is given by Eq. 3.1, by considering the Lorentz factor and radius of the respective shell, while the energy density during the merger is given by Eq. 3.11. The minimum energy of accelerated protons is $E'_{p,\text{min}} = \Gamma m_p c^2$ [68, 70, 71]. Finally, $E'_{p,\text{max}}$ is the maximum energy up to which protons can be accelerated in the blastwave and is obtained by the constraint of the Larmor radius being smaller than the size of the acceleration region or imposing that the acceleration timescale,

$$t'^{-1}_{p,\text{acc}} = \frac{ceB'}{\xi E'_p}, \quad (4.2)$$

is smaller than the total cooling timescale for protons. Similarly to the electrons, we assume that $\xi = 10$ for protons [96].

The total cooling timescale for protons, at a fixed time of the evolution of the blastwave, is

$$t'_{p,\text{cool}} = t'_{\text{ad}} + t'_{p,\text{sync}} + t'_{p\gamma} + t'_{pp} + t'_{p,\text{BH}} + t'_{p,\text{IC}} , \quad (4.3)$$

where t'_{ad} , $t'_{p,\text{sync}}$, $t'_{p\gamma}$, t'_{pp} , $t'_{p,\text{BH}}$, $t'_{p,\text{IC}}$ are the adiabatic, synchrotron, photo-hadronic ($p\gamma$), hadronic (pp), Bethe-Heitler (BH, $p\gamma \rightarrow pe^+e^-$) and inverse Compton (IC) cooling timescales, respectively; these are defined as follows [96, 111, 112]:

$$t'_{\text{ad}} = \frac{8c\Gamma}{R} , \quad (4.4)$$

$$t'_{p,\text{sync}} = \frac{4\sigma_T m_e^2 E_p' B'^2}{3m_p^4 c^3 8\pi} , \quad (4.5)$$

$$t'_{p\gamma} = \frac{c}{2\gamma_p'^2} \int_{E_{\text{th}}}^{\infty} dE'_\gamma \frac{n'_\gamma(E'_\gamma)}{E_\gamma'^2} \int_{E_{\text{th}}}^{2\gamma_p' E'_\gamma} dE_r E_r \sigma_{p\gamma}(E_r) K_{p\gamma}(E_r) , \quad (4.6)$$

$$t'_{pp} = cn'_p \sigma_{pp} K_{pp} , \quad (4.7)$$

$$t'_{p,\text{BH}} = \frac{7m_e \alpha \sigma_{TC}}{9\sqrt{2}\pi m_p \gamma_p'^2} \int_{\gamma_p'^{-1}}^{\frac{E_{\gamma',\text{max}}}{m_e c^2}} d\epsilon' \frac{n'_\gamma(\epsilon')}{\epsilon'^2} \left\{ (2\gamma_p' \epsilon')^{3/2} \left[\ln(\gamma_p' \epsilon') - \frac{2}{3} \right] + \frac{2^{5/2}}{3} \right\} , \quad (4.8)$$

$$t'_{p,\text{IC}} = \frac{3(m_e c^2)^2 \sigma_{TC}}{16\gamma_p'^2 (\gamma_p' - 1) \beta_p'} \int_{E_{\gamma',\text{min}}}^{E_{\gamma',\text{max}}} \frac{dE'_\gamma}{E_\gamma'^2} F(E'_\gamma, \gamma_p') n'_\gamma(E'_\gamma) , \quad (4.9)$$

where $\gamma_p = E_p'/m_p c^2$, $\epsilon' = E'_\gamma/m_e c^2$, $E_{\text{th}} = 0.150$ GeV is the threshold for photo-pion production, and $\beta_p' \approx 1$ for relativistic particles. The function $F(E'_\gamma, \gamma_p')$ is given in Ref. [113], with the replacement $m_e \rightarrow m_p$. The cross sections for $p\gamma$ and pp interactions, $\sigma_{p\gamma}$ and σ_{pp} , are defined following Ref. [114]. The function $K_{p\gamma}(E_r)$ is the $p\gamma$ inelasticity, given by Eq. 9.9 in [111]:

$$K_{p\gamma}(E_r) = \begin{cases} 0.2 & E_{\text{th}} < E_r < 1 \text{ GeV} \\ 0.6 & E_r > 1 \text{ GeV} \end{cases} \quad (4.10)$$

where $E_r = \gamma_p' E'_\gamma (1 - \beta_p' \cos \theta')$ is the relative energy between a proton with Lorentz factor γ_p' and a photon with energy E'_γ , moving such that they form an angle θ' in the comoving frame of the blastwave. The comoving proton density in the blastwave, n'_p , is obtained from the jump conditions (see Appendix A) and is such that $n'_p = 4n\Gamma$. The inelasticity of pp interactions is $K_{pp} \simeq 0.8$ [62] and $n'_\gamma(E'_\gamma)$ is the photon target for accelerated protons.

4.2 Neutrino energy distribution and flux expected at Earth

The blastwave is rich of photons radiated by shock accelerated electrons, which are ideal targets for protons co-accelerated at the shock. This results in efficient neutrino production through $p\gamma$ interactions, mostly dominated by the Δ^+ resonance:

$$p + \gamma \longrightarrow \Delta^+ \longrightarrow \begin{cases} n + \pi^+ & 1/3 \text{ of all cases} \\ p + \pi^0 & 2/3 \text{ of all cases} . \end{cases} \quad (4.11)$$

Neutral pions decay in two photons: $\pi^0 \longrightarrow 2\gamma$; while charged pions can produce neutrinos through the decay chain $\pi^+ \longrightarrow \mu^+ + \nu_\mu$, followed by the muon decay $\mu^+ \longrightarrow \bar{\nu}_\mu + \nu_e + e^+$.

Note that, since the number of photons in the blastwave is much larger than the number of protons swept up from the CBM by the blastwave, we can safely neglect the contribution to the neutrino emission due to pp interactions. Indeed, the cooling timescales satisfy $t_{pp}^{-1} \ll t_{p\gamma}^{-1}$ for typical GRB afterglow parameters, as shown in Appendix C.

In order to compute the neutrino spectral energy distribution resulting from $p\gamma$ interactions, we rely on the semi-analytic photo-hadronic model described in Ref. [109]. This model is based on SOPHIA [115], which takes into account the Δ^+ channel in Eq. 4.11, as well as the N resonances, the multi-pion and direct-pion production channels.

The procedure adopted to compute the neutrino energy distribution is the same for all three time windows of our GRB afterglow model, after taking into account the corresponding distributions of photons and protons. Given the comoving photon energy distribution, $n'_\gamma(E'_\gamma)$, and the comoving proton energy distribution $n'_p(E'_p)$ [both in units of $\text{GeV}^{-1} \text{cm}^{-3}$], the rate of production of secondary particles $l = \pi^\pm, \pi^0, K^+$ in the comoving frame [in units of $\text{GeV}^{-1} \text{cm}^{-3} \text{s}^{-1}$] is given by [109]:

$$Q'_l(E'_l) = c \int_{E'_l}^{\infty} \frac{dE'_p}{E'_p} n'_p(E'_p) \int_{E_{\text{th}}/2\gamma'_p}^{\infty} dE'_\gamma n'_\gamma(E'_\gamma) R(x, y), \quad (4.12)$$

where $x = E'_l/E'_p$ is the fraction of proton energy that goes into the secondary particles, $y = \gamma'_p E'_l$ and $R(x, y)$ is the response function, which contains information on the interaction, i.e. cross section and multiplicity.

Before decaying, charged mesons undergo energy losses. Their energy distribution at decay is approximated by:

$$Q'^{\text{dec}}_l(E'_l) = Q'_l(E'_l) \left[1 - \exp\left(-\frac{t'_{l,\text{cool}} m_l}{E'_l \tau'_l}\right) \right], \quad (4.13)$$

where $t'_{l,\text{cool}}$ is the cooling time scale of the l meson, m_l its mass and τ'_l its lifetime. Finally, mesons decay and the resulting neutrino comoving spectrum [in units of $\text{GeV} \text{cm}^{-3} \text{s}^{-1}$] is

$$Q'_{\nu_\alpha}(E'_\nu) = \int_{E'_\nu}^{\infty} \frac{dE'_l}{E'_l} Q'^{\text{dec}}_l(E'_l) F_{l \rightarrow \nu_\alpha} \left(\frac{E'_\nu}{E'_l} \right), \quad (4.14)$$

where $\alpha = e, \mu$ is the neutrino flavor at production and $F_{l \rightarrow \nu_\alpha}$ is a function defined as in Ref. [116]. Kaons suffer less from radiative cooling compared to charged pions, due to their larger mass and shorter lifetime. Thus, their contribution to the resulting neutrino spectrum is always sub-leading at lower energies, but may become dominant at higher energies [117–120].

For a source at redshift z , the flux of neutrinos of flavor α expected at Earth [in units of $\text{GeV}^{-1} \text{cm}^{-2} \text{s}^{-1}$] is:

$$\Phi_{\nu_\alpha}(E_\nu, z) = \frac{(1+z)^2}{4\pi d_L^2(z)} V'_{\text{shell}} \sum_{\beta} P_{\nu_\beta \rightarrow \nu_\alpha}(E_\nu) Q'_{\nu_\beta} \left[\frac{E_\nu(1+z)}{\Gamma} \right], \quad (4.15)$$

where $V'_{\text{shell}} = 4\pi R^2 l'$ is the volume of the emitting shell [121] and l' its width. The neutrino

oscillation probability $P_{\nu_\beta \rightarrow \nu_\alpha}(E_{\nu_\alpha})$ is such that $P_{\nu_\beta \rightarrow \nu_\alpha} = P_{\bar{\nu}_\beta \rightarrow \bar{\nu}_\alpha}$ and is given by [122]:

$$P_{\nu_e \rightarrow \nu_\mu} = P_{\nu_\mu \rightarrow \nu_e} = P_{\nu_e \rightarrow \nu_\tau} = \frac{1}{4} \sin^2 2\theta_{12}, \quad (4.16)$$

$$P_{\nu_\mu \rightarrow \nu_\mu} = P_{\nu_\mu \rightarrow \nu_\tau} = \frac{1}{8}(4 - \sin^2 \theta_{12}), \quad (4.17)$$

$$P_{\nu_e \rightarrow \nu_e} = 1 - \frac{1}{2} \sin^2 2\theta_{12}, \quad (4.18)$$

with $\theta_{12} \simeq 33.5^\circ$ [123]. The luminosity distance in a standard flat Λ CDM cosmology is

$$d_L(z) = (1+z) \frac{c}{H_0} \int_0^z \frac{dz'}{\sqrt{\Omega_\Lambda + \Omega_M(1+z')^3}}, \quad (4.19)$$

where we adopt $H_0 = 67.4 \text{ km s}^{-1} \text{ Mpc}^{-1}$, $\Omega_M = 0.315$, and $\Omega_\Lambda = 0.685$ [124].

5 Afterglow signals

In this section, we present our findings on the particle distributions expected at Earth from the GRB afterglow. We explore the photon light curve as well as the temporal evolution of the neutrino spectral energy distribution in three time windows: the afterglow generated by the first shell launched by the central engine, the time at which the fast shell collides and merges with the slow one, and the afterglow generated by the merged shell.

5.1 Particle emission in the absence of a late shell collision

We consider a benchmark GRB with characteristic parameters as in Table 1 and located at $z = 1$. The chosen value for the isotropic kinetic energy is motivated by post-Swift observations reporting an average isotropic energy emitted in photons $\tilde{E}_{\gamma, \text{iso}} = \mathcal{O}(10^{52}) \text{ erg}$ [125] and assuming a conversion efficiency of $\sim 10\% \tilde{E}_{\text{iso}}$ into gamma-rays, therefore leading to the isotropic kinetic energy $\tilde{E}_{k, \text{iso}} \sim 10^{53} \text{ erg}$. Moreover, we rely on the standard microphysical parameters reported in Ref. [86]. Since there is no evidence for the values of typical microphysical parameters characteristic of the collision, we fix $\epsilon_{e,m}^0 = \epsilon_e$ and $\epsilon_{B,m}^0 = \epsilon_B$. Finally, as for the CBM densities, we follow Refs. [86, 89].

Concerning the fast shell, we fix Γ_f by taking $\Delta_T \ll T_{\text{coll}}$, so that $\Gamma_f \simeq 2\Gamma(T_{\text{coll}})$ (see Appendix B). Since there are no theoretical constraints on the energy \tilde{E}_f , we fix the latter by following Ref. [45]. We choose $\tilde{E}_f = 2\tilde{E}_{\text{iso}}$ relying on the results of ‘‘case 4’’ of Ref. [45], for which the strongest rebrightening is obtained. Moreover, we fix $T_{\text{coll}} = 5 \times 10^3 \text{ s}$ both for the ISM and the wind scenarios. At this time the light curve is decreasing in both scenarios, and it has been chosen consistently with the observation of jumps between a few hundred seconds and ~ 1 day after the onset of the burst [31, 37–39].

Table 1. Characteristic parameters assumed for our benchmark GRB afterglow in the ISM and wind CBM scenarios.

	$\tilde{E}_{k, \text{iso}}$ (erg)	Γ_0	n_0 (cm^{-3}) or A_\star	ϵ_e	ϵ_B	$\epsilon_{e,m}^0$	$\epsilon_{B,m}^0$	T_{coll} (s)	\tilde{E}_f (erg)	k_e	k_p
ISM	10^{53}	300	1.0	0.1	0.1	0.1	0.1	5×10^3	2×10^{53}	2.5	2
Wind	10^{53}	100	0.1	0.1	0.1	0.1	0.1	5×10^3	2×10^{53}	2.5	2

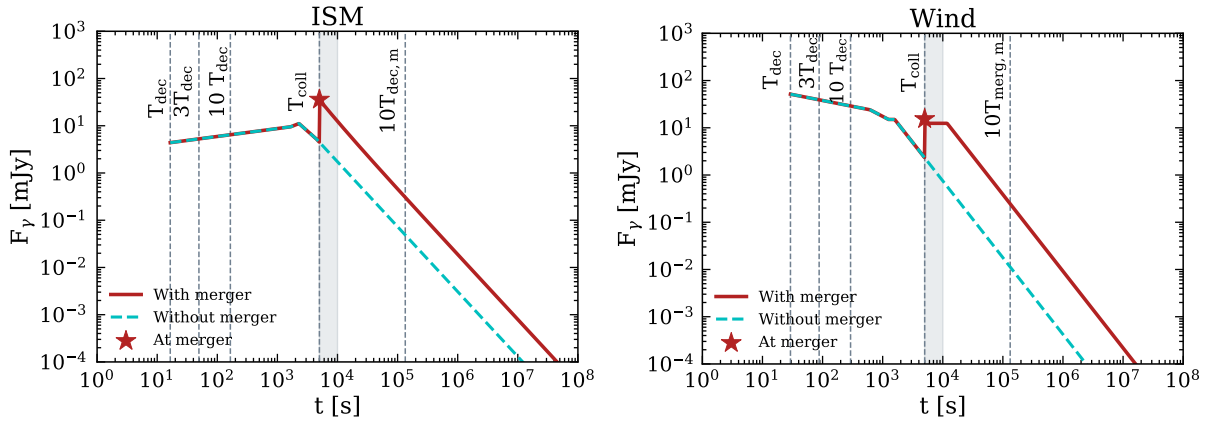


Figure 2. Light curves expected at Earth for our benchmark GRB at $z = 1$ for the classic afterglow scenario (cyan dashed line) and in the presence of an optical jump (brown solid line) for an observed photon frequency $\nu_\gamma = 6 \times 10^{14}$ Hz. The brown star marks the flux generated at T_{coll} . At the merger and after it, the observed flux is larger than the one expected from the classic afterglow. The gray shadowed region ($T_{\text{coll}} < t < T_{\text{dec,m}}$) is excluded from the computation of the neutrino signal since we cannot treat this transition phase analytically (see the main text for details). We assume a photon spectral index $k_e = 2.5$. In order to guide the eye, the vertical grey dashed lines mark the times at which we show snapshots of the spectral energy distribution of photons and neutrinos (see Figs. 3 and 4). These light curves should be considered for illustrative purposes only, since we assume the instantaneous shell collision for simplicity.

In the classic afterglow scenario, the time evolution of the photon light curve at Earth, computed as described in Sec. 3.1, for our benchmark GRB is shown in Fig. 2 (cyan dashed line). The light curve is computed for an observed photon frequency $\nu_\gamma = 6 \times 10^{14}$ Hz, i.e. in the optical band. For both the ISM and wind scenarios, the breaks in the light curve are determined by the times at which the break frequencies $\nu_{\gamma,\text{min}}$ and $\nu_{\gamma,\text{cool}}$ cross the observed one ν_γ , and $\nu_{\gamma,\text{min}} = \nu_{\gamma,\text{cool}}$.

The photon and neutrino fluxes expected at Earth (see Sec. 4.2) are shown in Fig. 3 for $t = T_{\text{dec}}$, $3T_{\text{dec}}$, and $10T_{\text{dec}}$ (marked with vertical lines in Fig. 2) for the ISM and wind scenarios. We refer the interested reader to Appendix C for a discussion on the characteristic cooling times of protons and mesons affecting the neutrino distributions. For both CBM cases, the flux at Earth decreases with time, as expected [86]. Moreover, the peak of the photon energy distribution and its energy breaks shift to lower energies as time increases. This is due to the fact that the minimum and cooling energies scale with time as $E_{\gamma,\text{min}} \propto t^{-3/2}$ and $E_{\gamma,\text{cool}} \propto t^{-1/2}$, respectively [86].

In the right panels of Fig. 3, we show our results concerning the neutrino flux. In the wind scenario, the neutrino flux peaks at $E_\nu^{\text{peak}} \simeq 8.1 \times 10^7$ GeV for $t = T_{\text{dec}}$ and then decreases up to $E_\nu^{\text{peak}} \simeq 6.3 \times 10^7$ GeV for $t = 10T_{\text{dec}}$. For the ISM scenario, the neutrino flux peaks at $E_\nu^{\text{peak}} \simeq 7.7 \times 10^7$ GeV and at $E_\nu^{\text{peak}} \simeq 7.3 \times 10^7$ GeV for $t = 10T_{\text{dec}}$. The effect of kaon cooling is not visible, since as shown in Appendix C (see Fig. 13) kaons cool at energies larger than the maximum energy of protons in the blastwave. Note that both the photon and the neutrino fluxes are larger in the wind scenario than in the ISM one, but they decrease faster in the wind case [70]. This is due to the fact that higher densities of the external medium can be initially reached within the wind profile. At such densities, the blastwave decelerates faster, leading to a rapidly decreasing flux [70]. The higher densities in

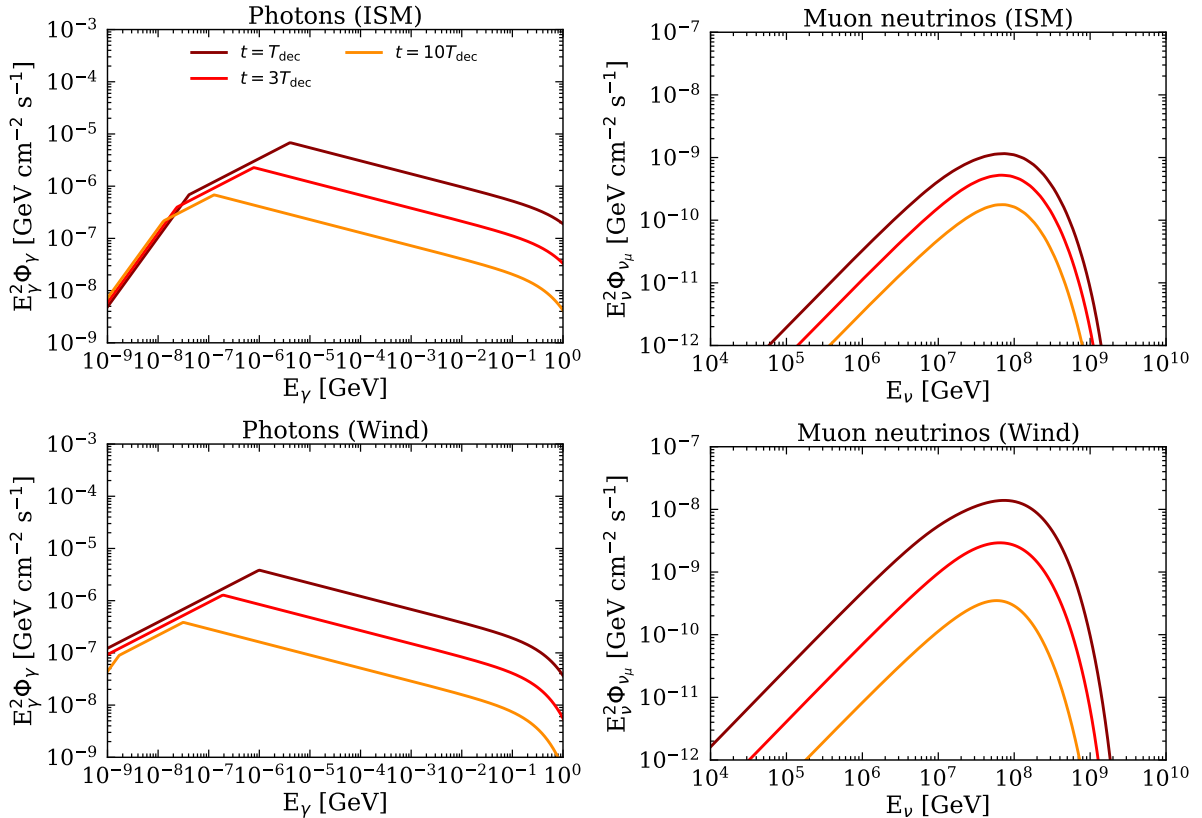


Figure 3. *Left:* Synchrotron photon flux expected at Earth for the classic afterglow scenario for $t = T_{\text{dec}}$, $3T_{\text{dec}}$, and $10T_{\text{dec}}$ (see the gray vertical lines in Fig. 2) for our benchmark GRB in Table 1 at $z = 1$. *Right:* Corresponding neutrino flux expected at Earth. Both fluxes for the wind scenario decrease faster than for the ISM scenario.

the wind scenario also allow for higher magnetic fields, which cause the shift of the cooling frequency in the photon spectrum at energies lower than the ISM case. Of course, this is a direct consequence of the value adopted for ϵ_B .

The standard afterglow scenario has been already investigated in the literature for what concerns neutrino emission. Nevertheless, there are some relevant differences with respect to the results presented in this section. Our classic afterglow model resembles the one investigated in Refs. [70, 98]. However, by using the benchmark input parameters of Refs. [70, 98], we find a neutrino flux that is almost 5 orders of magnitude larger, but with an identical shape. This discrepancy might be caused by several reasons. First, there is a missing factor $(E'_{\gamma,\text{min}}/E'_{\gamma,\text{cool}})^{-1/2}$ in the photon distribution in Eq. 11 of Ref. [70]; second, in the definition of the proton flux of Ref. [70] there is a factor $1/[4\pi(1+z)^2]$ in excess, which contributes to further lower the corresponding neutrino flux. On the other hand, our results on the photon and neutrino fluxes are in agreement with the ones in Refs. [68, 86], respectively.

The afterglow flux produced by the reverse shock has been investigated in Ref. [71], while we focus on the contribution from the forward shock. The neutrino flux obtained in Ref. [71] strictly depends on the assumptions on the thickness of the shell. For example, in the case of a thin shell with $\bar{E}_{\text{iso}} = 4 \times 10^{52}$ erg and propagating in an ISM with $n_0 = 0.5 \text{ cm}^{-3}$, the estimated flux peaks at $E_{\nu}^{\text{peak}} \simeq 10^{10}$ GeV, where it should reach about

10^{-10} GeV cm $^{-2}$ s $^{-1}$ for a GRB at $z = 1$. This result is comparable with our maximum flux $\simeq 2 \times 10^{-9}$ GeV cm $^{-2}$ s $^{-1}$, considering that the isotropic energy adopted in Ref. [71] is one order of magnitude smaller than the one we adopt in this work. Nevertheless, the neutrino flux peaks at energies higher than ours in Ref. [71]. Indeed, our fluxes peak at $E_\nu \simeq 10^8$ GeV, in contrast with the peak at $\simeq 10^{10}$ GeV in [71], probably because of the different initial Γ_0 and because protons are expected to be accelerated at higher energies at the reverse shock. The most optimistic case considered in Ref. [71] is a thick shell propagating in a wind environment. In the latter scenario, the afterglow flux reaches an amplitude about ~ 2 orders of magnitude larger than ours at the peak energy $E_\nu \sim 10^9$ GeV, which is shifted by ~ 1 order of magnitude with respect to ours. Also for the wind scenario, the differences are mainly due to the energy of the ejecta, assumed to be ~ 4 times larger than ours, and the density of the environment up to 10 times larger than our benchmark value. Moreover, we rely on the thin shell assumption rather than the thick one, hence the results are not directly comparable. Finally, note that the emission from the reverse shock lasts longer than the emission from the forward shock.

5.2 Particle emission in the presence of a late shell collision

In the presence of an optical jump, we model the afterglow light curve through the late collision of two relativistic shells. At $t = T_{\text{coll}}$, we compute the neutrino flux as described in Sec. 4.2 and by using the photon distribution introduced in Sec. 3.2. After the merger, the resulting merged shell starts to be decelerated by the external medium, emitting radiation with the standard features expected during the afterglow, as discussed in Sec. 5.1, but with the parameters characteristic of the merged shell. Since energy has been injected in the slow shell during the merger, the merged shell is more energetic than the slow one. Thus, we obtain a higher photon flux as shown in Fig. 2 (brown continuous line). The star denotes the flux at $t = T_{\text{coll}}$, given by the sum of the afterglow radiation (see Sec. 5.1) generated by the slow shell and the radiation from the shocks developing at the collision. For our choice of parameters, electrons accelerated at the collision are in the slow cooling regime both in the ISM and wind scenario (see Appendix A and figures therein). Therefore, the appropriate photon distribution is given by Eq. 3.14.

Since it is assumed that the merger occurs instantaneously at the collision time, we are not taking into account the time needed by the merged shell to relax before being decelerated to the BM solution. Because of this approximation, we neglect the neutrinos produced for $T_{\text{coll}} < t < T_{\text{dec,m}}$, since an analytic treatment in this transition phase is not feasible, as already mentioned in Sec. 3.3. The time window excluded from our calculations of the neutrino signal corresponds to the gray shadowed area in Fig. 2. Note that, for most of the initial configurations of the slow shell, we find $T_{\text{dec,m}} \simeq 2 T_{\text{coll}}$. The exclusion of such a time window in our calculation negligibly affects the overall time-integrated neutrino signal, which is the main goal of this work (see Sec. 6).

Figure 4 shows the photon and muon neutrino fluxes at $t = T_{\text{coll}}$ and after the merger at $t = 10T_{\text{dec,m}}$ for the ISM and wind scenarios. These times are marked in Fig. 2 by vertical lines. For comparison, we also show the photon and neutrino fluxes that would be generated at $t = 10T_{\text{dec,m}}$ if no merger occurred. In both CBM scenarios, the neutrino flux increases in the presence of a jump, as expected, due to the denser photon field leading to more efficient $p\gamma$ interactions (see also the cumulative number of muon neutrinos plotted as a function of time in Fig. 5).

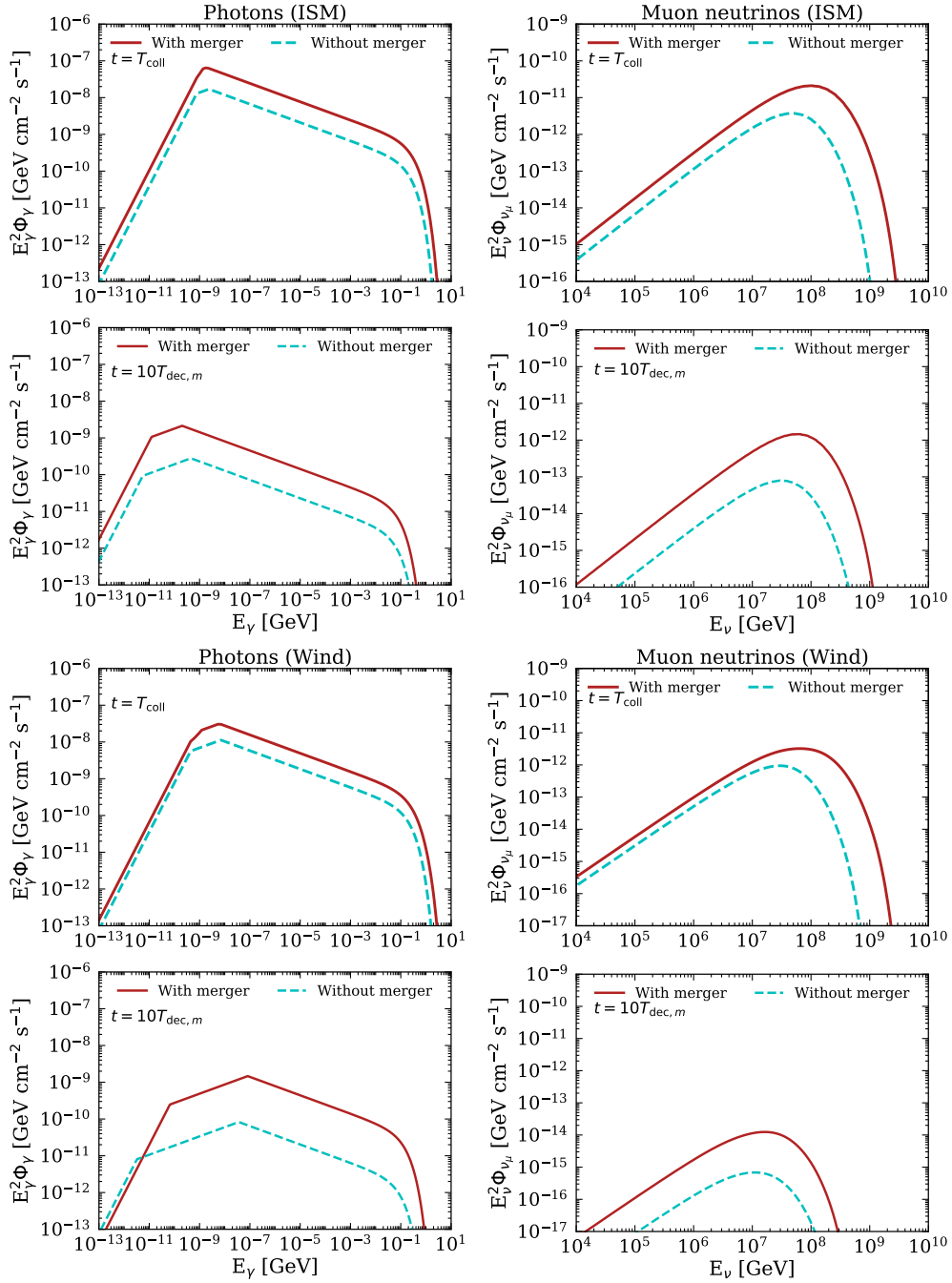


Figure 4. Photon (on the left) and neutrino (on the right) fluxes expected at Earth as functions of the particle energy from the afterglow when the merger of two relativistic shells occurs for the ISM (top two panels) and wind (bottom two panels) scenarios for our benchmark GRB in Table 1 at $z = 1$. For each CBM scenario, the fluxes are shown at $t = T_{\text{coll}}$ and $10 T_{\text{dec},m}$ (see vertical lines in Fig. 2). The brown lines display the total expected flux in the presence of a merger, while the cyan lines represent the flux that would be observed in the absence of a jump. The late shell merger enhances the photon and neutrino fluxes compared to the standard afterglow scenario and shifts the peak of the energy distributions at larger energies.

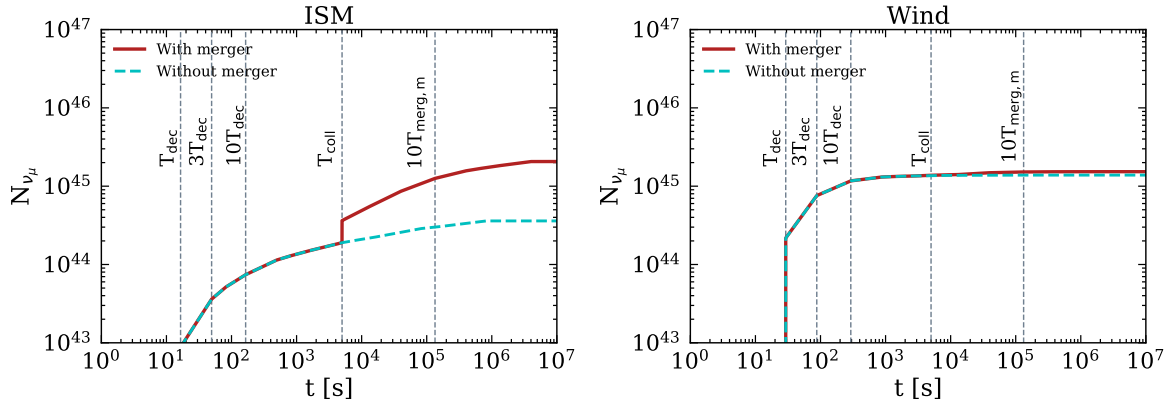


Figure 5. Cumulative number of muon neutrinos expected at Earth for the ISM (left panel) and wind (right panel) scenarios as a function of time for our benchmark GRB (Table 1) at $z = 1$. The brown solid line represents the number of muon neutrinos produced when the shell merger occurs, while the cyan dashed line corresponds to the case of the classic afterglow. In order to guide the eye, the gray vertical lines mark the times at which we show the neutrino flux at Earth for the classic afterglow scenario (Fig. 3) and when a jump occurs (Fig. 4). In the ISM environment, the jump significantly increases the cumulative number of neutrinos, while the difference between the two scenarios is negligible in the wind case.

The peak of the neutrino distribution at late times in Fig. 4 is shifted at higher energies compared to the case without merger. This is explained because the energy density content of the merged shell is larger than the one of the slow shell, thus the corresponding magnetic field is larger as well. This results into a greater maximum energy of protons in the merged blastwave since $E'_{p,\max}$ depends linearly on the magnetic field; indeed, the acceleration time (see Eq. (4.2)) limits the maximum energy of protons. Finally, the quantities entering the Lorentz transformation of the flux at Earth (e.g. the Lorentz factor) are larger for the merged shell than for the slow one.

From Fig. 5, we can see that the number of neutrinos at T_{coll} is given by the sum of the neutrinos produced at the shock front between the slow shell and the CBM and the neutrinos produced at the collision between the slow and fast shells. After the merger, the only contribution comes from the afterglow of the merged shell. By comparing the left and right panels of Fig. 5, we note that a larger efficiency in the neutrino production is achieved in the ISM scenario in the presence of shell merger. In particular, for the ISM scenario the number of neutrinos increases by a factor of 6. This result is justified in light of the fact that the neutrino flux rapidly decreases for a wind-like CBM. Thus, the early time emission dominates the time-integrated neutrino flux. Motivated by these results, in the next section we discuss the detection prospects for neutrinos produced during the GRB afterglow when a jump occurs in the light curve.

6 Neutrino detection perspectives

In this section, we explore whether the increase in the number of neutrinos expected in the presence of an optical jump could reflect improved detection perspectives at ongoing and future generation neutrino telescopes. We explore the detection prospects for the all-sky quasi-diffuse flux as well as point source searches. Finally, we forecast the expected neutrino

fluence from GRB 100621A and for a second hypothetical GRB with parameters inspired by the bright GRB 130427A.

6.1 All-sky quasi-diffuse flux

The average isotropic kinetic energy from the catalogue of the Gehrels Swift Observatory is $\tilde{E}_{k,\text{iso}} \simeq 10^{53}$ erg [126] and the redshift distribution peaks at $z \simeq 2$ [127]. Hence, we compute the all-sky quasi-diffuse flux by placing our benchmark GRB at $z = 2$ and assuming that its flux is representative of the GRB population. For a GRB rate of $\dot{N} \sim 700 \text{ yr}^{-1}$ [128–130] and an isotropic distribution of all the sources in the sky, the all-sky quasi-diffuse flux is:

$$F_{\nu\mu}(E_\nu) = \frac{\dot{N}}{4\pi} \int dt \Phi_{\nu\mu}(E_\nu, z = 2), \quad (6.1)$$

being $\Phi_{\nu\mu}$ defined as in Eq. 4.15. In the case of the afterglow generated by the slow and the merged shells, we perform the time integration for $t \in [T_{\text{dec}}, T_{\text{Sedov}}]$, where T_{Sedov} marks the Sedov time when the blastwave becomes non-relativistic and enters the Newtonian regime. At T_{coll} the integration over time is replaced by the product with $t_{\text{dyn},m}^0 = t_{\text{dyn},m}^0(1+z)/\Gamma_m^0$, where $t_{\text{dyn},m}^0$ is given by Eq. (2.15), since the collision is considered to be an instantaneous process.

The top panels of Fig. 6 show the all-sky quasi-diffuse neutrino flux in the absence of shell merger, i.e. if the light curve resembles the standard afterglow scenario, for the ISM and wind scenarios. For the ISM scenario, the band corresponds to $1 \lesssim n_0 \lesssim 10 \text{ cm}^{-3}$; while for the wind scenario, the band includes $0.01 \lesssim A_\star \lesssim 0.1$.

So far, the IceCube Neutrino Observatory has detected neutrinos with energies up to a few PeV [72–75]. Even though several sources have been proposed to explain the origin of high-energy neutrinos [59–61, 122, 131], only a handful of possible associations have been presented between neutrinos and active galactic nuclei, tidal disruption events (TDEs), and superluminous supernovae [132–140]. In particular, limits on the quasi-diffuse neutrino flux from GRBs have been placed by the IceCube Collaboration by taking into account the prompt emission [129], while a similar analysis on the afterglow phase is missing. A statistical analysis aiming to look for temporal and spatial coincidences between GRB afterglows and neutrinos detected by the IceCube Neutrino Observatory has been carried out in Ref. [128]. In agreement with the findings of Ref. [128], our quasi-diffuse flux does not overshoot existing upper limits on the prompt emission reported by IceCube [129] and by the ANTARES collaboration [141], as well as the ones expected for KM3NeT [142]. Despite differences in the theoretical modeling of the expected signal, our conclusions are also consistent with the detection prospects for the GRB afterglow neutrinos outlined in Ref. [143]. Assuming that jumps occur in the afterglow light curve, the corresponding all-sky quasi-diffuse muon neutrino flux is shown in the bottom panels of Fig. 6 for the two CBM scenarios. Since the fraction of GRB afterglows having optical jumps is largely uncertain [31, 39], we consider an optimistic (pessimistic) case such that the rate of GRBs per year with jumps is 30% (10%) of \dot{N} (see Eq. 6.1). The “pessimistic” fraction of GRBs with optical jumps is extrapolated by the analysis carried out in Ref. [39], where they estimate that 10 out of 146 GRBs with well resolved optical light curves displayed a jump. The “optimistic” fraction of GRBs with optical jumps is obtained by considering that the actual fraction of GRBs with optical jumps is not known and existing constraints may be plagued by observational biases, most notably the missing complete coverage over the first few hours. Therefore, we assume an upper limit of $\sim 30\%$ of the GRB population displaying a jump in the light curve.

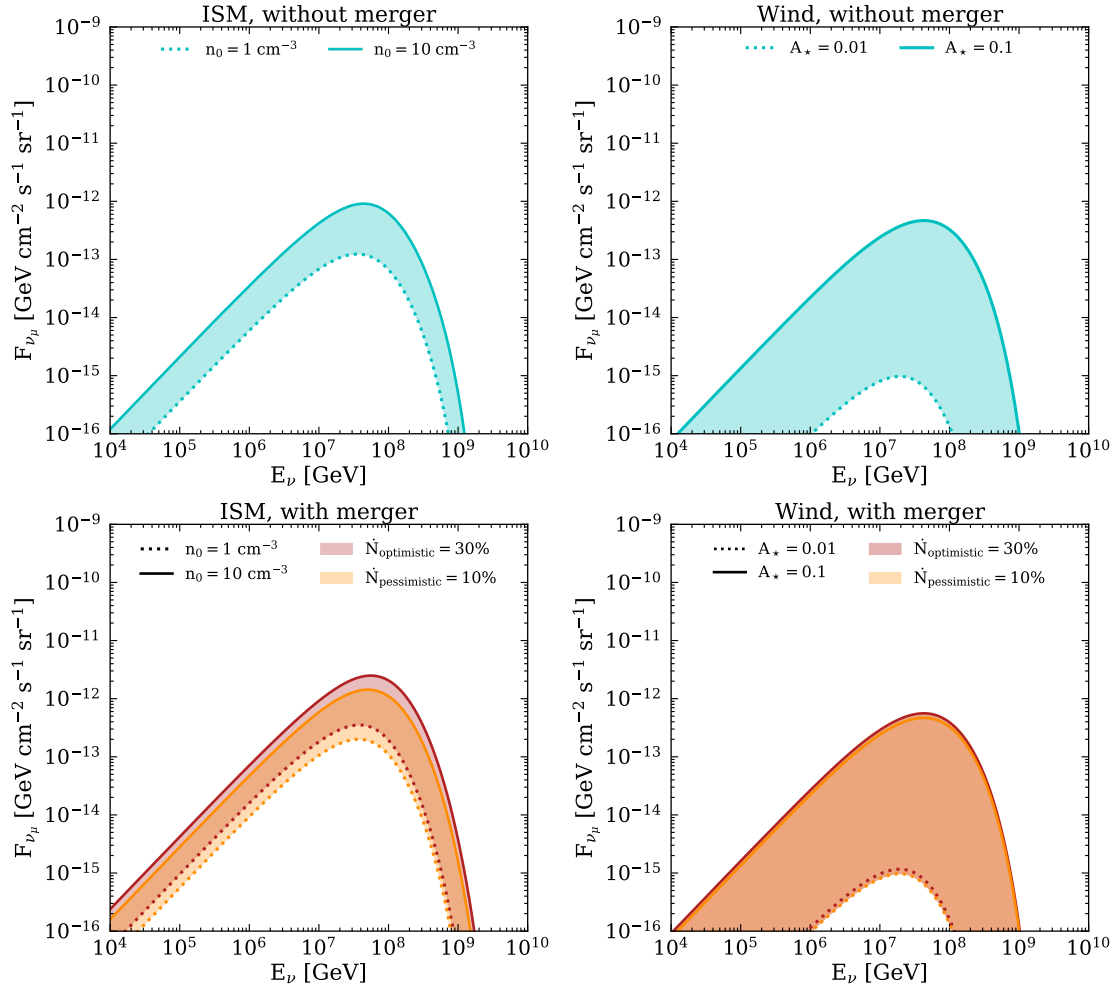


Figure 6. All-sky quasi-diffuse muon neutrino flux from GRB afterglows for the constant density (left panels) and wind (right panels) CBM scenarios, for the standard GRB afterglow (top panels) and the case with optical jumps (bottom panels). For the ISM scenario, the band is defined by $1 \lesssim n_0 \lesssim 10 \text{ cm}^{-3}$ (dotted and solid lines, respectively). For the wind scenario, the band is defined by $0.01 \lesssim A_* \lesssim 0.1$. For the bottom panels, the quasi-diffuse neutrino flux is computed for the optimistic scenario with $\dot{N}_{\text{optimistic}} = 30\% \dot{N}$ (brown shadowed region) and $\dot{N}_{\text{pessimistic}} = 10\% \dot{N}$ (orange shadowed region). In the presence of optical jumps, the all-sky quasi-diffuse flux slightly increases for the ISM scenario, while negligible changes occur for the wind case. For the wind environment, there is no difference between the optimistic and pessimistic cases since the classic afterglow always dominates the neutrino fluence. In the cases with and without shell merger, the all-sky quasi-diffuse neutrino flux is in agreement with the results on GRB afterglow neutrino searches reported in Ref. [128] and it does not overshoot the IceCube limits on the GRB prompt emission [129], as well as the limits placed by the ANTARES collaboration [141] and the expected ones for KM3NeT [142].

The all-sky quasi-diffuse neutrino flux for the ISM scenario is enhanced by a factor ~ 3 by assuming that 30% of the GRB afterglows shows jumps. On the contrary, for the wind scenario, the variation is basically null since the neutrino fluence is dominated by the early-time flux, i.e. the neutrino emission expected from the standard afterglow. This is due to the fact that, as mentioned in Sec. 4.2, the flux quickly decreases for the wind profile. Thus, at the time of the shell collision, the flux is already small and does not contribute to

the quasi-diffuse emission substantially. Even though the presence of optical jumps slightly enhances the all-sky quasi-diffuse flux, the latter is still below the limit for the prompt phase of IceCube and is consistent with the results of Ref. [128].

The neutrino diffuse emission associated with late optical jumps has been investigated in [144] for optical flares occurring after 1 day from the onset of the prompt emission, thus at times larger than the ones considered in this work. Moreover, Ref. [144] carries out an approximated theoretical modeling of the jump and uses fixed values for the radius of the outflow and its Lorentz factor, while we embed the temporal evolution of the blastwave and consistently model the shell merger. In Ref. [144], a distance of $R \simeq 10^{13}$ cm with Lorentz factor $\Gamma \simeq 10$ at $t = 1$ day is assumed. Through our approach and for the same luminosity, we obtain for the ejecta (that we assumed to be the slow shell) $R \simeq 10^{17}$ cm for $\Gamma \simeq 4$. In the light of these differences, we conclude that our results are not directly comparable to the ones in Ref. [144]. Furthermore, the estimation reported in Ref. [144] is based on Ref. [145], where the expected neutrino signal from the X-ray flares is computed by assuming the late internal shock scenario of Ref. [146]. This model assumes that shock heated electrons in the BM shell are cooled through external inverse Compton scattering. On the other hand, in this work, we only consider synchrotron emission. Despite the major differences in the modeling with respect to this work, Ref. [144] also concludes that the optical jump leads to an increase in the expected number of neutrinos.

6.2 Point source searches

Figure 7 shows the fluence S_{ν_μ} for our benchmark GRB (Table 1) with an optical jump assuming a distance of 40 Mpc (brown-shadowed region) for the ISM (on the left) and wind (on the right) scenarios. We also assume a band for $1 \lesssim n_0 \lesssim 10 \text{ cm}^{-3}$ (ISM density) and $0.1 \lesssim A_\star \lesssim 0.01$ (wind). We compare the expected muon neutrino fluence with the most optimistic sensitivity of IceCube-Gen2 radio expected for the declination angle of the source in the sky ($\delta = 0^\circ$) [147], the sensitivity of IceCube for a source located at $\delta = -23^\circ$ [147, 148], the sensitivity of RNO-G for a source at $\delta = 77^\circ$ [77], the sensitivity of GRAND200k for $|\delta| = 45^\circ$ [78], and the full range time-averaged sensitivity of POEMMA [79]⁵.

Other radio neutrinos detectors have already been operating in the past years, such as the Askaryan Radio Array (ARA) [150, 151], the Antarctic Ross Ice-Shelf ANTenna Neutrino Array (ARIANNA) [152, 153] and the Antarctic Impulsive Transient Antenna (ANITA) [154, 155]. Nevertheless, in the energy region where the afterglow fluence peaks these detectors have worse sensitivity compared to the ones displayed in Fig. 7 and thus we did not consider them in our analysis. Note also that, at these energies, the neutrino background could also be populated by cosmogenic neutrinos [156–158], neutrinos from TDE [159], newborn pulsars and millisecond magnetars [160, 161], in addition to GRB afterglow neutrinos [70, 71].

For a source at $d_L = 40$ Mpc, no detection of neutrinos is expected neither at IceCube—consistently with current non-observations—nor at GRAND 200k and RNO-G for both CBM scenarios. On the contrary, a successful detection could be possible with the radio extension of IceCube-Gen2 for the ISM scenario. In principle, in this case through the detection of neutrinos with IceCube-Gen2 radio, we could be able to constrain the CBM through

⁵The declination angles for the detectors are not the same for all instruments since they have been chosen to guarantee the most optimistic conditions for detection. In addition, GRAND200k and POEMMA are designed to be sensitive to showers initiated by tau neutrinos. Nevertheless, the following flavor composition ($\nu_e : \nu_\mu : \nu_\tau$) $\simeq (1 : 1 : 1)$ [149] is expected at detection. Thus, the fluence of tau neutrinos expected at Earth is comparable to the one of muon neutrinos.

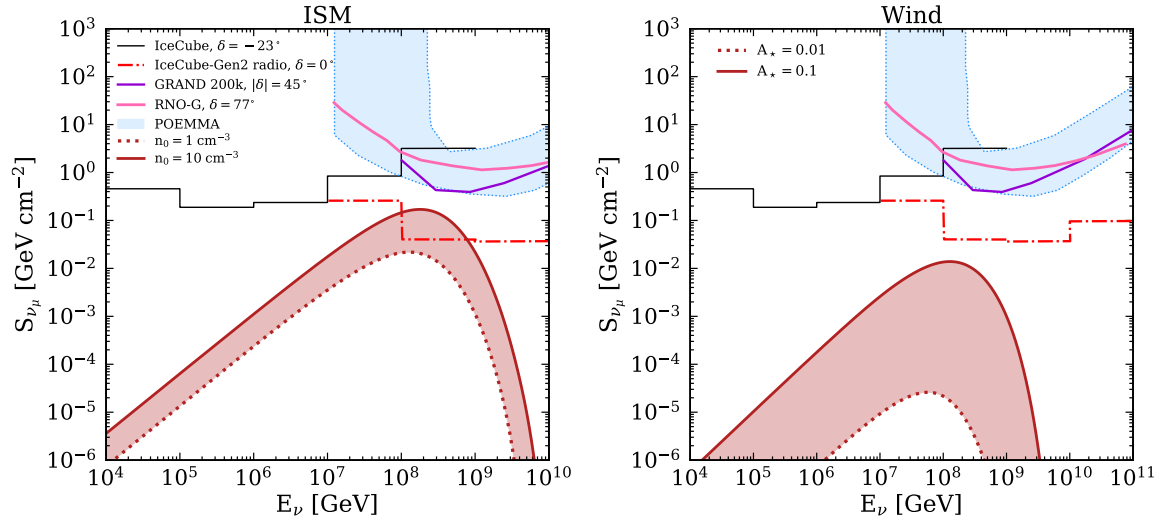


Figure 7. Muon neutrino fluence for our benchmark GRB afterglow with an optical jump at $d_L = 40$ Mpc (brown shadowed region) for the ISM (left panel) and wind (right panel) scenarios. The fluence bands correspond to $1 \lesssim n_0 \lesssim 10 \text{ cm}^{-3}$ and $0.1 \lesssim A_* \lesssim 0.01$ (dotted and solid lines for the lower and upper bounds, respectively). The expected fluence is compared with the estimated sensitivities of IceCube-Gen2 radio for a source at $\delta = 0^\circ$ [147], IceCube for a source located at $\delta = -23^\circ$ [147, 148], RNO-G for a source at $\delta = 77^\circ$ [77], GRAND200k for a source at $|\delta| = 45^\circ$ [78], and the full range time-averaged sensitivity of POEMMA [79]. For the ISM scenario, IceCube-Gen2 radio shows promising detection prospects.

neutrinos as well as probe the mechanism powering the optical jump. Indeed, the results presented in this paper are based on the assumption of a late collision between two shells, but other mechanisms may lead to different signatures in the neutrino signal. Furthermore, if no neutrino event is detected in temporal and spatial coincidence with the GRB event, constraints could be set on the parameters describing the jump in the afterglow light curve.

6.3 Detection prospects for GRB 100621A and a GRB 130427A-like burst

We now explore the neutrino detection prospects for GRB 100621A, whose optical jump [37] has been detected in seven channels simultaneously with GROND [162]. We also investigate the detection prospects for a second GRB whose parameters are inspired by the bright and nearby GRB 130427A [80–82]. An optical jump has not been observed for GRB 130427A, however we assume that it has one (hereafter GRB 130427A-like). The model parameters inferred for these two GRB afterglows and related uncertainties are summarized in Table 2. We fix $T_{\text{coll}} = 5 \times 10^3$ s for GRB 100621A, according to observations. As for GRB 130427A-like, we choose $T_{\text{coll}} = 1 \times 10^4$ s for the ISM and wind scenarios, in order to have the light curves decreasing at T_{coll} in both scenarios.

For GRB 100621A, we fix $\epsilon_{e,m}^0$ and $\epsilon_{B,m}^0$ by matching the amplitude of the jump in the light curve. For GRB 130427A-like, we fix $\epsilon_{e,m}^0 = \epsilon_e$ and we choose $\epsilon_{B,m}^0$ in order to get the same rebrightening both for the ISM and wind scenarios. We note that there is a substantial freedom in the choice of $\epsilon_{e,m}^0$ and $\epsilon_{B,m}^0$.

The wind scenario has been excluded for GRB 100621A, thus we perform the calculations only for the ISM case. For our GRB 130427A-like, instead, we explore the detection perspectives both for the ISM [80] and wind [80, 81] scenarios.

Table 2. Parameters characteristic of GRB 100621A [37] (second column) and GRB 130427A-like (inspired by GRB 130427A [80–82], third and fourth columns). For GRB 100621A, only the wind scenario is considered, while both CBM scenarios are investigated for GRB 130427A-like, see main text for more details.

	GRB 100621A (ISM)	GRB 130427A-like (ISM)	GRB 130427A-like (wind)
$\tilde{E}_{k,\text{iso}}$ (erg)	2.8×10^{53}	3.8×10^{54}	4.2×10^{53}
z	0.54	0.34	0.34
$n_0(\text{cm}^{-3})$ or A_\star	1–100	$(2-7) \times 10^{-3}$	$(1-5) \times 10^{-3}$
Γ_0	60–104	850	430
ϵ_e	$(2-6) \times 10^{-2}$	0.3	0.3
ϵ_B	6×10^{-6} – 6×10^{-4}	10^{-4}	3×10^{-2}
$\epsilon_{e,m}^0$	0.1	0.3	0.3
$\epsilon_{B,m}^0$	10^{-4} – 10^{-3}	10^{-4}	0.1

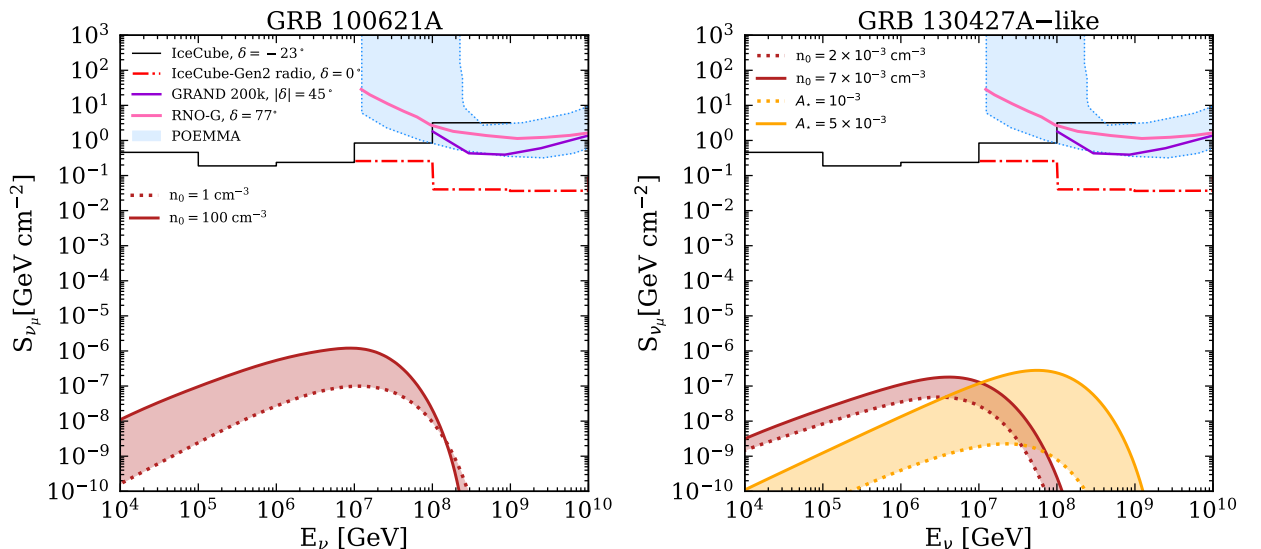


Figure 8. Neutrino fluence for GRB 100621A (left panel) and GRB 130427A-like (right panel) for the parameters in Table 2. The brown (orange) bands represent the ISM (wind) scenario. For GRB 100621A, the dotted (solid) line corresponds to $n_0 = 1 \text{ cm}^{-3}$ ($n_0 = 100 \text{ cm}^{-3}$). For GRB 130427A-like, the dotted lines correspond to $n_0 = 2 \times 10^{-3} \text{ cm}^{-3}$ (ISM) and $A_\star = 10^{-3}$ (wind), while the solid lines refer to $n_0 = 7 \times 10^{-3} \text{ cm}^{-3}$ (ISM) and $A_\star = 5 \times 10^{-3}$ (wind). The expected fluence is compared with the estimated sensitivities of IceCube-Gen2 radio for a source at $\delta = 0^\circ$ [147], IceCube for a source at $\delta = -23^\circ$ [147, 148], RNO-G for a source at $\delta = 77^\circ$ [77], GRAND200k for a source located at $|\delta| = 45^\circ$ [78], and the full range time-averaged sensitivity of POEMMA [79]. For both GRBs, the neutrino fluence lies below the point source sensitivities for all detectors.

The expected neutrino fluences are shown in Fig. 8. For both GRBs, the detection of neutrinos seems unlikely. Thus, if GRBs with properties similar to GRB 100621A or GRB 130427A-like should be observed, no associated neutrino signal should be expected, unless the burst propagates in an ISM with n_0 larger than the one inferred for GRB 130427A [80] or the bursts occur at smaller distances.

7 Conclusions

The light curve of some gamma-ray burst afterglows exhibits a sudden intensity jump in the optical band between about one hour and one day after the prompt emission. The origin of this peculiar emission is not known yet, nor the fraction of GRBs displaying this feature. In this paper, we assume that the optical jump results from the late collision of two relativistic shells, as proposed in Ref. [45].

After modeling the shell merger analytically, we compute the neutrino emission from the GRB afterglow within a multi-messenger framework by considering two scenarios for the circumburst medium: a constant density case (ISM) and a stellar wind profile. We find that the presence of an optical jump can increase the number of produced neutrinos by about an order of magnitude.

The expected quasi-diffuse flux of afterglow neutrinos falls below the upper limits placed by the non-detection of neutrinos during the GRB prompt phase. IceCube-Gen2 radio shows the most promising detection prospects for point source searches, potentially being able to constrain the mechanism powering the optical jump as well as the properties of the circumburst medium through neutrinos; for a source at $d_L = 40$ Mpc, a successful detection could be possible with IceCube-Gen2 radio for the ISM scenario.

We also explore the neutrino emission from GRB 100621A and a burst similar to GRB 130427A but with an optical jump, assuming both these GRBs as benchmark cases given their respective luminosity and redshift. However, because of their distance, the neutrino detection prospects from the afterglow of GRBs similar to these ones could not be probed with next generation neutrino telescopes.

This work shows that the (non)-detection of neutrinos from GRB afterglows could offer an independent way to explore the mechanism powering the jump as well as the properties of the circumburst medium, if a GRB occurs relatively nearby or is especially bright.

Acknowledgments

We are thankful to Sargis Gasparyan for useful discussions. We thank the anonymous referee for insightful comments that significantly improved this manuscript. This project has received funding from the Villum Foundation (Project No. 37358), the Carlsberg Foundation (CF18-0183), the Deutsche Forschungsgemeinschaft through Sonderforschungsbereich SFB 1258 “Neutrinos and Dark Matter in Astro- and Particle Physics” (NDM), and the European Research Council via the ERC Consolidator Grant No. 773062 (acronym O.M.J.).

A A model for the late collision and merger of two relativistic shells

In this appendix, we revisit the relativistic shock jump conditions. We then model the dynamical merger of two relativistic shells. In the following, we rely on the assumption of thin shells, for which the reverse shock is at most mildly relativistic. We further assume that the reverse shock has already crossed the ejecta, hence we focus on the forward shock only.

The first ultrarelativistic, isotropic shell launched by the central engine starts to be decelerated by the ambient medium when it acquires a mass comparable to m_0/Γ_0 , with m_0 being the initial mass of the jet and Γ_0 its initial Lorentz factor [87]. The number of particles, momentum and energy are conserved across the forward shock; this leads to the

Rankine-Hugoniot jump conditions at the shock front, see e.g. [85, 163], which in the fluid rest frame read as:

$$w' = (\Gamma_u - 1)n' \frac{h_u}{n_u}, \quad (\text{A.1})$$

$$n' = \frac{2\Gamma_{\text{sh},u}^2}{\Gamma_u} n_u, \quad (\text{A.2})$$

$$\Gamma_u^2 = \frac{1}{2}\Gamma_{\text{sh},u}^2; \quad (\text{A.3})$$

where u refers to the upstream quantities, while the primed quantities are measured in the downstream region. Here h_u is the enthalpy density of the upstream medium, which corresponds to the cold CBM, therefore $h_u \equiv \rho_u = n_u m_p c^2$. The quantities w' , ρ' , and n' denote the comoving pressure, internal energy density, density and number of particles, respectively. $\Gamma_{\text{sh},u}$ is the Lorentz factor of the shock in the frame of the unshocked external medium and Γ_u is the Lorentz factor of the shocked region measured in the same frame. Since the upstream medium is the unshocked CBM, assumed to be at rest in the stellar reference frame, the Lorentz factors in these frames satisfy the equivalence $\tilde{\Gamma} \equiv \Gamma_u$. Therefore, as for the Lorentz factors, hereafter we do not distinguish between the stellar and the unshocked CBM frames and simply denote them as Γ . The shock heats the matter, so that the region behind the shock is a hot plasma for which the equation of state $p' = (\hat{\gamma} - 1)w'$ holds, being $\hat{\gamma}$ the adiabatic index of the fluid and p' its comoving pressure. For a hot fluid $\hat{\gamma} = 4/3$, therefore the equation of state reads $p' = w'/3$. Using the shock jump conditions, we can rewrite the first equation in Eq. A.3:

$$w' = 4\Gamma(\Gamma - 1)\rho_u = 4\Gamma(\Gamma - 1)n_u m_p c^2, \quad (\text{A.4})$$

which corresponds to Eq. 3.1. Note that from Eq. A.3 one obtains that the plasma behind the shock moves with a velocity $\Gamma = \Gamma_{\text{sh}}/\sqrt{2}$. This region of hot plasma corresponds to a blastwave decelerated to the BM solution [85], i.e. our slow shell.

The details of the collision between the slow and the fast shells depend on the hydrodynamical modeling (see, e.g., [45]) and are beyond the scope of this paper. We refer the interested reader to Ref. [48] for a semi-analytic treatment of the shell collision including the reverse shock. Here, we rely on a simplified collision model, expanding on the one adopted to model the internal shock [92, 164]. The main difference with respect to the internal shock prescription is that our slow shell is hot and continuously sweeps up material from the CBM. As a result, we need to include its internal energy at the collision time [165] as well as the mass swept up by the slow shell from the CBM until the time of the collision.

In the following, we focus on a merger whose duration is smaller than the dynamical time, considering that the jet has an opening angle θ_j small enough such that the merger process can be approximated as planar. Hence, the comoving volume of the shells can be expressed as $V' \simeq \pi\theta_j^2 R^2 l'$, where l' is the width of the shell. This assumption is valid as long as the Lorentz factor $\Gamma \gg 1$.

In order to obtain the total energy and momentum of the slow shell at a fixed time t , we introduce the energy-momentum tensor of a relativistic fluid in the laboratory frame [87, 165]:

$$\tilde{T}^{\mu\nu} = (\rho' c^2 + w' + p')\tilde{u}^\mu \tilde{u}^\nu + p' \eta^{\mu\nu}, \quad (\text{A.5})$$

where $\tilde{u}^\mu = \Gamma(1, \vec{v}/c)$ is the adimensional 4-velocity of the fluid in the laboratory frame, $\eta^{\mu\nu} = \text{diag}(-1, 1, 1, 1)$ the Minkowski flat space-time and $p' = w'/3$, since we only consider

the relativistic shock case. From the component with $\mu = \nu = 0$ in Eq. A.5, we obtain the energy density in the blastwave at the fixed time t :

$$\tilde{T}^{00} = \Gamma^2(\rho'c^2 + w' + p') - p' = \Gamma^2\rho'c^2 + (\hat{\gamma}\Gamma^2 - \hat{\gamma} + 1)w' . \quad (\text{A.6})$$

The total energy of the slow shell in the laboratory frame is computed by integrating Eq. A.6 over $\tilde{V} = V'/\Gamma$, where V' is defined as described previously. By denoting the total internal energy of the slow shell in the comoving frame as $W' = w'V'$, its total energy is [165]:

$$\tilde{E} = \Gamma c^2 m + \frac{\hat{\gamma}\Gamma^2 - \hat{\gamma} + 1}{\Gamma} W' = \Gamma c^2 m + \Gamma_{\text{eff}} W' , \quad (\text{A.7})$$

where m is the mass of the slow shell given by Eq. 2.7. Furthermore, the effective Lorentz factor of the slow shell Γ_{eff} in Eq. A.7 is

$$\Gamma_{\text{eff}} = \frac{\hat{\gamma}\Gamma^2 - \hat{\gamma} + 1}{\Gamma} \simeq \hat{\gamma}\Gamma = \frac{4}{3}\Gamma , \quad (\text{A.8})$$

where we have done the approximation $\Gamma \gg 1$ (valid in the time window we are looking at) and the relativistic $\hat{\gamma} = 4/3$ has been adopted.

Similarly, taking the ($\mu = 1, \nu = 0$) component in Eq. A.5, the 4-momentum density of the slow shell at a fixed time t is

$$\tilde{T}^{10} = \Gamma^2 \frac{\tilde{v}^1}{c} (\rho'c^2 + w' + p') , \quad (\text{A.9})$$

where $\eta^{10} = 0$. The 1-st component of the total momentum of the slow shell is $\tilde{P}^1 = 1/c \int_{\tilde{V}} \tilde{T}^{10} d\tilde{V}$, from which:

$$\tilde{P} = c\Gamma\beta \left(m + \hat{\gamma} \frac{W'}{c^2} \right) = c\sqrt{\Gamma^2 - 1} \left(m + \frac{\hat{\gamma}W'}{c^2} \right) . \quad (\text{A.10})$$

Equations A.7 and A.10 represent the energy and momentum of the slow shell.

If the second shell is emitted with energy \tilde{E}_f and Lorentz factor $\Gamma_f = \text{const.}$, its mass is $m_f = \tilde{E}_f/(\Gamma_f c^2)$. The fast shell is cold, since it propagates freely, thus its energy and momentum are

$$\tilde{E}_f = \Gamma_f m_f c^2 \quad \text{and} \quad \tilde{P}_f = c m_f \sqrt{\Gamma_f^2 - 1} . \quad (\text{A.11})$$

In order to obtain the Lorentz factor and energy of the resulting merged shell right after the collision, we impose energy and momentum conservation:

$$\tilde{T}_f^{00} \tilde{V}_f + \tilde{T}^{00} \tilde{V} = \tilde{T}_m^{00} \tilde{V}_m^0 ; \quad (\text{A.12})$$

$$\tilde{T}_f^{i0} \tilde{V}_f + \tilde{T}^{i0} \tilde{V} = \tilde{T}_m^{i0} \tilde{V}_m^0 , \quad (\text{A.13})$$

being $\tilde{T}_m^{\mu\nu}$ the energy-momentum tensor of the merged shell and \tilde{V}_m^0 its volume, both evaluated at the collision time. Hereafter, we denote all relevant quantities of the merged shell computed at the collision time with the apex “0,” in order to distinguish them from the ones describing its deceleration phase. Plugging Eqs. A.7-A.11 in Eq. A.12, we obtain:

$$\Gamma_f m_f + \Gamma m + \frac{\Gamma_{\text{eff}} W'}{c^2} = \Gamma_m^0 m_m^0 + \frac{\Gamma_{m,\text{eff}}^0 W_m'^0}{c^2} , \quad (\text{A.14})$$

$$\sqrt{\Gamma_f^2 - 1} m_f + \sqrt{\Gamma^2 - 1} \left(m + \frac{\hat{\gamma}W'}{c^2} \right) = \sqrt{\Gamma_m^0{}^2 - 1} \left(m_m^0 + \frac{\hat{\gamma}W_m'^0}{c^2} \right) , \quad (\text{A.15})$$

where Γ_m^0 , $m_m^0 \equiv m+m_f$, W_m^0 are the initial Lorentz factor, the initial mass and the comoving internal energy of the merged shell, respectively. $\Gamma_{m,\text{eff}}^0$ is the effective Lorentz factor of the merged shell and is defined as in Eq. A.8 by replacing $\Gamma \rightarrow \Gamma_m^0$. Note that all the physical quantities of the merged shell are evaluated at the collision time, thus they describe its initial setup. Equations A.14 and A.15 have a simple solution in the relativistic case, i.e. for $\Gamma_f \gg 1$ and $\Gamma \gg 1$, which also implies $\Gamma_m^0 \gg 1$. Indeed, in this case $\Gamma_{\text{eff}} \approx \hat{\gamma}\Gamma$ and $\Gamma_{m,\text{eff}}^0 \approx \hat{\gamma}\Gamma_m^0$ so that we can rewrite Eqs. A.14 and A.15 as follows:

$$m_f\Gamma_f + \Gamma m_{\text{eff}} = \Gamma_m^0 m_{m,\text{eff}}^0 ; \quad (\text{A.16})$$

$$m_f\sqrt{\Gamma_f^2 - 1} + m_{\text{eff}}\sqrt{\Gamma^2 - 1} = m_{m,\text{eff}}^0\sqrt{\Gamma_m^0{}^2 - 1} , \quad (\text{A.17})$$

where we have introduced the effective masses of the slow and merged shells: $m_{\text{eff}} = m + \hat{\gamma}W'/c^2$ and $m_{m,\text{eff}}^0 = m_m^0 + \hat{\gamma}W_m^0/c^2$. After performing a Taylor expansion around $1/\Gamma_f$, $1/\Gamma$ and $1/\Gamma_m^0$ in Eq. A.16, we obtain the initial Lorentz factor of the merged shell:

$$\Gamma_m^0 \approx \sqrt{\frac{m_f\Gamma_f + m_{\text{eff}}\Gamma}{m_f/\Gamma_f + m_{\text{eff}}/\Gamma}} . \quad (\text{A.18})$$

From energy conservation (Eq. A.16), we obtain the internal energy \tilde{W}_m^0 of the merged shell in the laboratory frame:

$$\tilde{W}_m^0 \equiv \Gamma_m^0 W_m^0 = \frac{1}{\hat{\gamma}} [(m_f\Gamma_f + m\Gamma)c^2 - (m + m_f)\Gamma c^2] + \Gamma W' . \quad (\text{A.19})$$

Equations A.18 and A.19 describe the initial conditions of the merged shell.

We assume that the shocks immediately cross the plasma. During the crossing, the resulting shell will be compressed, so that the correct expression of the initial width of the resulting merged shell is the one in Eq. 7 of Ref. [92]. In this paper, we make the simple assumption that its width is given by the sum of the widths of the slow shell \tilde{l} and the fast shell \tilde{l}_f :

$$\tilde{l}_m^0 \simeq \tilde{l} + \tilde{l}_f . \quad (\text{A.20})$$

This result differs from the one in Ref. [92] for a small numerical correction factor.

After the merged shell forms, it interacts with the CBM. Even though in our model the merged shell is expected to produce a standard afterglow flux through its interaction with the CBM, its dynamics is slightly different from the one of the slow shell. This is because the merged shell is already hot and thus already has internal energy. Moreover, it also contains the matter material previously swept up by the slower shell. The total initial energy of the merged shell is:

$$\tilde{E}_{\text{tot},m}^0 \simeq \frac{4}{3}\tilde{W}_m^0 + \Gamma_m^0 m_m^0 c^2 . \quad (\text{A.21})$$

At the collision, a fraction $\epsilon_{e,m}^0$ of the internal energy \tilde{W}_m^0 goes into electrons and a fraction $\epsilon_{B,m}^0$ to the magnetic field. For our choice of parameters, electrons accelerated at the collision are in the slow cooling regime both in the ISM and wind scenarios, as shown in Fig. 9. Hence only a small fraction of electrons efficiently radiates, and all the internal energy \tilde{W}_m^0 stays in the merged shell. Nevertheless, it is worth stressing that even if the fast cooling condition should be satisfied and all the electrons should cool through synchrotron radiation, the fraction of energy carried away by photons is rather small ($\simeq 10\text{--}30\%$ of the internal

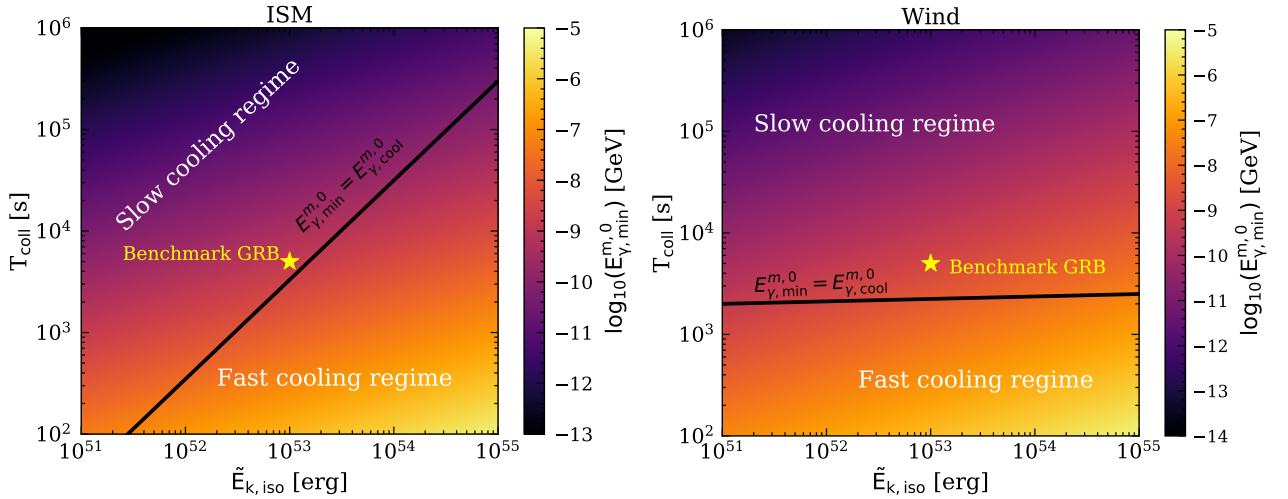


Figure 9. Contour plot of the minimum energy of the synchrotron photons emitted at the collision ($E_{\gamma,\min}^{m,0}$) in the plane spanned by $(\tilde{E}_{k,\text{iso}}, T_{\text{coll}})$, where $\tilde{E}_{k,\text{iso}}$ is the isotropic kinetic energy of the slow shell and T_{coll} the collision time. The ISM (wind) scenario is shown on the left (right). The black solid line marks $E_{\gamma,\min}^{m,0} = E_{\gamma,\text{cool}}^{m,0}$. For our set of parameters, electrons accelerated at the collision are in the slow cooling regime for the ISM and wind CBM scenarios.

energy, depending on the assumptions on the microphysical parameter ϵ_e). Therefore, also in the fast cooling regime, most of the internal energy released at the collision stays in the merged shell as it is carried by protons which predominantly lose their energy via adiabatic cooling. Thus, the isotropic kinetic energy of the merged shell at the beginning of its deceleration is $\tilde{E}_{k,m} = \tilde{E}_{\text{tot},m}^0$.

When the mass $m_{m,\text{swept}}$ is swept up from the CBM by the expanding blastwave, conservation of energy reads as:

$$\Gamma_m^0 \left(\frac{\tilde{E}_{k,m}}{\Gamma_m^0 c^2} \right) + m_{m,\text{swept}} = \Gamma_m \left[\left(\frac{\tilde{E}_{k,m}}{\Gamma_m c^2} \right) + \hat{\gamma} \Gamma_m m_{m,\text{swept}} \right], \quad (\text{A.22})$$

where Γ_m is the Lorentz factor of the merged shell after the interaction with the medium and $m_{m,\text{swept}}$ is the swept up mass dependent on the density profile of the external medium. The shell starts to be decelerated when the two terms on the right side of Eq. A.22 become comparable [87]:

$$m_{m,\text{swept}} \simeq \frac{1}{\hat{\gamma} \Gamma_m} \left(\frac{\tilde{E}_{k,m}}{\Gamma_m^0 c^2} \right) \simeq \frac{1}{\Gamma_m^0} \left(\frac{\tilde{E}_{k,m}}{\Gamma_m^0 c^2} \right), \quad (\text{A.23})$$

where we have considered that the Lorentz factor of the merged shell at the deceleration onset has been reduced to half of its initial value ($\Gamma_m \simeq \Gamma_m^0/2$) and we have neglected the numerical correction factor $2/3$.

By integrating the density profile between $R_{\text{coll}} \equiv R(T_{\text{coll}})$ and $R_{\text{dec},m}$ and equating with Eq. A.23, we finally obtain:

$$\frac{4}{3} \pi n_0 m_p c^2 (R_{\text{dec},m}^{\text{ISM}} - R_{\text{coll}})^3 \simeq \frac{\tilde{E}_{k,m}}{\Gamma_m^0}, \quad (\text{A.24})$$

$$4\pi A (R_{\text{dec},m}^{\text{wind}} - R_{\text{coll}}) m_p c^2 \simeq \frac{\tilde{E}_{k,m}}{\Gamma_m^0}, \quad (\text{A.25})$$

for the ISM and wind scenarios, respectively. Thus the deceleration radius for the merged shell is

$$R_{\text{dec},m}^{\text{ISM}} \simeq \left(\frac{3\tilde{E}_{k,m}}{8\pi n_0 m_p c^2 \Gamma_m^0{}^2} + R_{\text{coll}}^3 \right)^{1/3}, \quad (\text{A.26})$$

$$R_{\text{dec},m}^{\text{wind}} \simeq \frac{\tilde{E}_{k,m}}{4\pi A m_p c^2 \Gamma_m^0{}^2} + R_{\text{coll}}. \quad (\text{A.27})$$

Finally, the deceleration time of the merged shell is

$$T_{\text{dec},m}^{\text{ISM,wind}} \simeq \frac{R_{\text{dec},m}^{\text{ISM,wind}}(1+z)}{2\Gamma_m^0{}^2 c}. \quad (\text{A.28})$$

From $T_{\text{dec},m}^{\text{ISM,wind}}$ on, the merged shell follows the standard BM solution. In particular, the temporal evolution of its Lorentz factor Γ_m is described by Eq. 2.3, by considering Eq. A.28 for the deceleration time and replacing $\Gamma_0 \rightarrow \Gamma_m^0$.

B Degeneracies among the parameters characteristic of the merging shells

The two shells in our model collide when their position relative to the central engine coincides, i.e. when $R(T_{\text{coll}}) = R_f(T_{\text{coll}})$ (see Eqs. 2.5 and 2.11) [50]:

$$\frac{8\Gamma^2 T_{\text{coll}} c}{(1+z)} = \frac{2\Gamma_f^2 (T_{\text{coll}} - \Delta_T) c}{(1+z)}. \quad (\text{B.1})$$

The collision of the two shells entails degeneracies among the parameters characteristic of the merging shells. One of these degeneracies occurs between the Lorentz factor of the fast shell Γ_f and the time delay Δ_T relative to the emission time of the first shell. Indeed, from Eq. B.1:

$$\Gamma_f = 2\Gamma(T_{\text{coll}}) \left(1 - \frac{\Delta_T}{T_{\text{coll}}} \right)^{-1/2}, \quad (\text{B.2})$$

i.e. a shell launched with a large Δ_T can reach the first slow shell at the same collision time T_{coll} of a shell launched with a smaller delay and smaller Γ_f . This degeneracy can be better understood by looking at the left panel of Fig. 10 for our benchmark GRB (see Table 1). A shortcoming of our model is that it is not possible to distinguish between Γ_f and Δ_T , if no other information is available except for the amplitude of the optical jump. Perhaps, an analysis of the reverse shock may break this degeneracy, but it is out of the scope of this paper. Hence, in this work, we take $\Delta_T/T_{\text{coll}} \ll 1$, meaning that the emission of the second shell would occur shortly after the explosion.

Another degeneracy in our model is in the definition of Γ (see Eqs. 2.3). The same value of Γ can be obtained for different $(\tilde{E}_{k,\text{iso}}, n_0)$ pairs for the ISM scenario or (\tilde{E}_k, A_\star) for the wind scenario. Once the collision time has been fixed, this results in the same value of Γ_m^0 , as displayed in the right panel of Fig. 10 for the ISM case. Similar results are obtained in the case of a wind environment, by replacing $n_0 \rightarrow A_\star$ (results not shown here). We do not exclude any region of the parameter space in Fig. 10, since there are not observational constraints for the jump component. In principle, $\tilde{E}_{k,\text{iso}}$ can be estimated from modeling the afterglow or by assuming that it is in the same order as $\tilde{E}_{\gamma,\text{iso}}$, see e.g. [166].

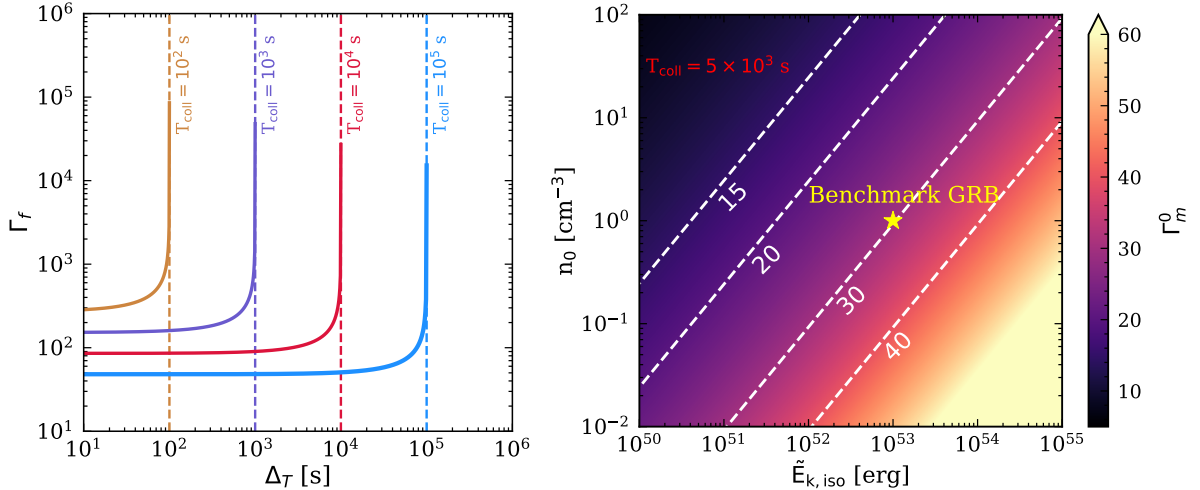


Figure 10. *Left:* Isocontours of T_{coll} in the plane spanned by Δ_T and Γ_f in the ISM scenario. The function Γ_f diverges when $\Delta_T \rightarrow T_{\text{coll}}$. *Right:* Contour plot of Γ_m^0 in the plane spanned by $\tilde{E}_{k,\text{iso}}$ and n_0 (ISM scenario) for $T_{\text{coll}} = 5 \times 10^4$ s. The red dashed lines denote $\Gamma_m^0 = 15, 20, 30,$ and 40 . The yellow stars mark our benchmark GRB (Table 1). Similar results also hold for the wind case, both for the degeneracy between Γ_f and Δ_T and for Γ_m^0 , by replacing $n_0 \rightarrow A_*$.

Even though the same Γ and Γ_m^0 can be obtained at a fixed time for different values of the energy and density of the external environment, the degeneracy is not observable in the resulting spectrum. Indeed, there are other parameters (e.g. the break frequencies and magnetic field) that strictly depend on the density of the environment and thus allow to break this degeneracy—see Fig. 11 for the ISM scenario (similar conclusions hold for the wind scenario, results not shown here).

C Cooling timescales of protons and mesons

In order to compute the neutrino energy distributions, we need to take into account the main cooling processes for accelerated protons, π^\pm , μ^\pm , and K^\pm . The proton inverse cooling timescales for our benchmark GRB (see Table 1) are shown in Fig. 12 at $t = T_{\text{dec}}$ for the ISM and wind scenarios. Both in the ISM scenario (left panel) and in the wind scenario (right panel), the main cooling process for protons is the adiabatic one, that defines $E'_{p,\text{max}}$. The adiabatic timescale decreases with time, as a consequence of the fact that Γ of the shell decreases, while its radius increases.

Concerning the π^\pm, μ^\pm, K^\pm , the cooling time scales for the slow shell at $t = T_{\text{dec}}$ are shown in Fig. 13. For the ISM scenario, adiabatic cooling can be important, yet not relevant, for muons at the onset of the deceleration. Pions and kaons, instead, are expected to cool at energies larger than the maximum proton energy. Thus, their cooling does not affect the resulting neutrino energy distribution. For the wind case, the cooling timescales of mesons at $t = T_{\text{dec}}$ are shown in Fig. 13. In this scenario, muons cool at energies lower than the maximum energy of protons, affecting the neutrino energy distribution. For our benchmark GRB, kaons always cool at energies that are higher than the maximum proton energy. Thus, their contribution is negligible. In both scenarios, the cooling of secondary particles becomes less relevant at larger times and it does not affect the shape of the resulting neutrino distribution.

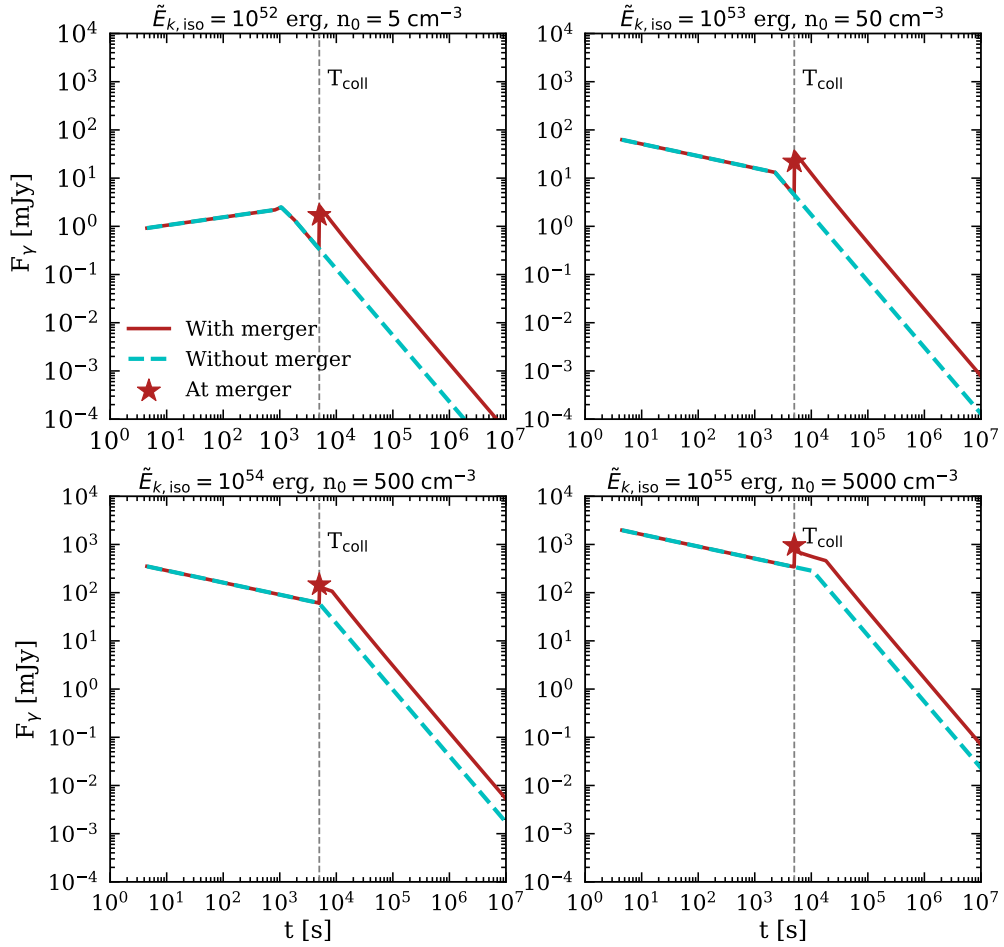


Figure 11. Light curves, generated from different $(\tilde{E}_{k,\text{iso}}, n_0)$ pairs in the ISM scenario, with the same Γ_m^0 ($z = 1$ for all the panels). Each pair leads to a different light curve, both in the absence (cyan dashed line) and in the presence (brown solid line) of the shell merger. The flux at the optical jump (marked by a brown star) is different for each $(\tilde{E}_{k,\text{iso}}, n_0)$ pair. Similar conclusions hold for the wind scenario.

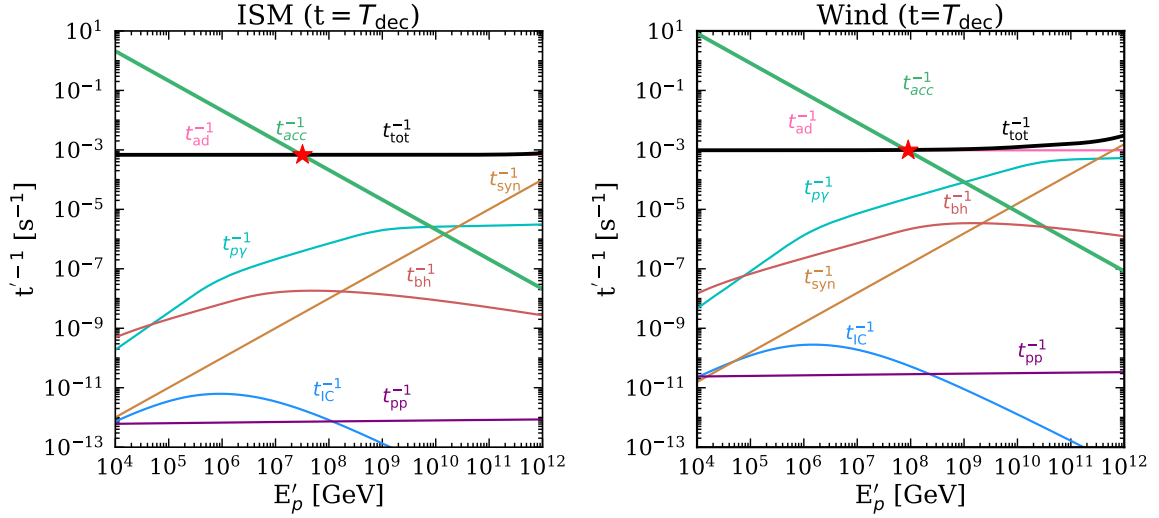


Figure 12. Inverse cooling timescales of protons as functions of the comoving proton energy at the deceleration time T_{dec} for our benchmark GRB (Table 1) placed at $z = 1$ in the ISM (left panel) and wind (right panel) scenarios. The red star marks the maximum energy up to which protons can be accelerated. The main cooling process for the ISM scenario is the adiabatic one; for the wind scenario, adiabatic cooling dominates at lower energies, while synchrotron and the $p\gamma$ interactions become important at higher energies.

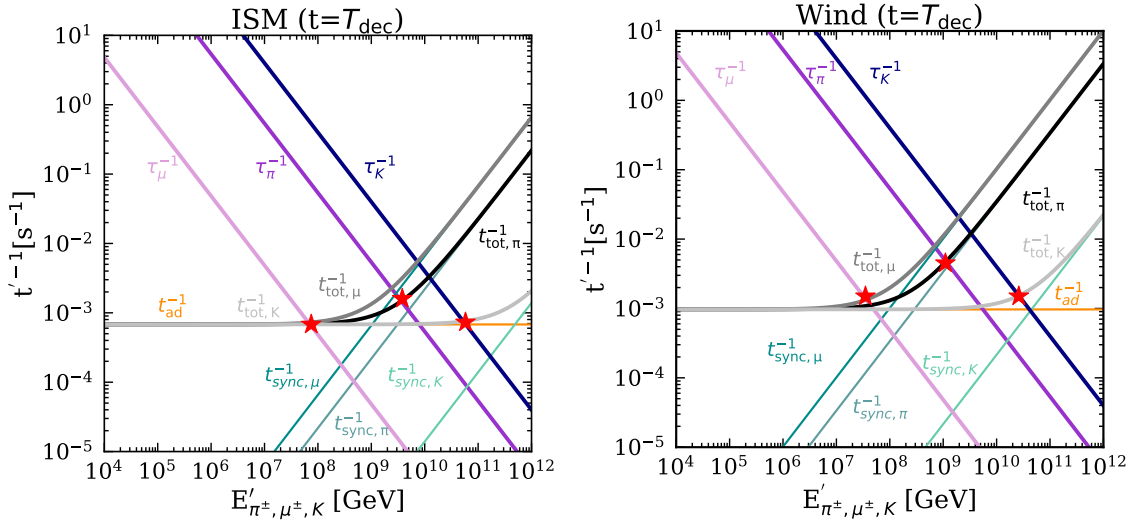


Figure 13. Same as Fig. 12 but for π^{\pm} , μ^{\pm} , and K^{\pm} . For the ISM scenario, adiabatic cooling is the most important process for kaons and muons, while synchrotron losses are important for pions. For the wind scenario, both synchrotron and adiabatic cooling are relevant for pions and muons. In both scenarios, the cooling of kaons occurs at energies larger than the maximum proton energy $E'_{p, \text{max}}$; thus, their cooling is negligible.

References

- [1] R. W. Klebesadel, I. B. Strong and R. A. Olson, *Observations of Gamma-Ray Bursts of Cosmic Origin*, *Astrophys. J. Lett.* **182** (1973) L85–L88.
- [2] T. Piran, *The physics of gamma-ray bursts*, *Rev. Mod. Phys.* **76** (2004) 1143–1210, [[astro-ph/0405503](#)].
- [3] P. Kumar and B. Zhang, *The physics of gamma-ray bursts & relativistic jets*, *Phys. Rept.* **561** (2014) 1–109, [[1410.0679](#)].
- [4] C. Kouveliotou, C. A. Meegan, G. J. Fishman, N. P. Bhyat, M. S. Briggs, T. M. Koshut et al., *Identification of two classes of gamma-ray bursts*, *Astrophys. J. Lett.* **413** (1993) L101–104.
- [5] N. Gehrels, E. Ramirez-Ruiz and D. B. Fox, *Gamma-Ray Bursts in the Swift Era*, *Ann. Rev. Astron. Astrophys.* **47** (2009) 567–617, [[0909.1531](#)].
- [6] S. E. Woosley, *Gamma-ray bursts from stellar mass accretion disks around black holes*, *Astrophys. J.* **405** (1993) 273.
- [7] A. MacFadyen and S. E. Woosley, *Collapsars: Gamma-ray bursts and explosions in 'failed supernovae'*, *Astrophys. J.* **524** (1999) 262, [[astro-ph/9810274](#)].
- [8] S. E. Woosley and J. S. Bloom, *The Supernova Gamma-Ray Burst Connection*, *Ann. Rev. Astron. Astrophys.* **44** (2006) 507–556, [[astro-ph/0609142](#)].
- [9] J. L. Atteia, V. Heussaff, J. P. Dezalay, A. Klotz, D. Turpin, A. E. Tsvetkova et al., *The maximum isotropic energy of gamma-ray bursts*, *Astrophys. J.* **837** (2017) 119, [[1702.02961](#)].
- [10] D. Band, J. Matteson, L. Ford, B. Schaefer, D. Palmer, B. Teegarden et al., *BATSE Observations of Gamma-Ray Burst Spectra. I. Spectral Diversity*, *Astrophys. J.* **413** (1993) 281.
- [11] D. Gruber et al., *The Fermi GBM Gamma-Ray Burst Spectral Catalog: Four Years Of Data*, *Astrophys. J. Suppl.* **211** (2014) 12, [[1401.5069](#)].
- [12] A. von Kienlin et al., *The Fourth Fermi-GBM Gamma-Ray Burst Catalog: A Decade of Data*, *Astrophys. J.* **893** (2020) 46, [[2002.11460](#)].
- [13] P. Mészáros and M. J. Rees, *Optical and long wavelength afterglow from gamma-ray bursts*, *Astrophys. J.* **476** (1997) 232–237, [[astro-ph/9606043](#)].
- [14] MAGIC collaboration, V. A. Acciari et al., *Observation of inverse Compton emission from a long γ -ray burst*, *Nature* **575** (2019) 459–463, [[2006.07251](#)].
- [15] H. Abdalla et al., *A very-high-energy component deep in the γ -ray burst afterglow*, *Nature* **575** (2019) 464–467, [[1911.08961](#)].
- [16] H.E.S.S. collaboration, H. Abdalla et al., *Revealing x-ray and gamma ray temporal and spectral similarities in the GRB 190829A afterglow*, *Science* **372** (2021) 1081–1085, [[2106.02510](#)].
- [17] E. Waxman, *GRB afterglow: Supporting the cosmological fireball model, constraining parameters, and making predictions*, *Astrophys. J. Lett.* **485** (1997) L5, [[astro-ph/9704116](#)].
- [18] E. Waxman, *Gamma-ray burst afterglow: Confirming the cosmological fireball model*, *Astrophys. J. Lett.* **489** (1997) L33–L36, [[astro-ph/9705229](#)].
- [19] J. I. Katz and T. Piran, *Persistent Counterparts to Gamma-Ray Bursts*, *Astrophys. J.* **490** (1997) 772–778.
- [20] S. D. Barthelmy et al., *Discovery of an afterglow extension of the prompt phase of two gamma ray bursts observed by swift*, *Astrophys. J. Lett.* **635** (2005) L133–L136, [[astro-ph/0511576](#)].

- [21] D.-B. Lin, H.-J. Mu, R.-J. Lu, T. Liu, W.-M. Gu, Y.-F. Liang et al., *Steep Decay Phase Shaped by the Curvature Effect. I. Flux Evolution*, *Astrophys. J.* **840** (2017) 95, [1704.04233].
- [22] P. T. O’Brien et al., *The early x-ray emission from grbs*, *Astrophys. J.* **647** (2006) 1213–1237, [astro-ph/0601125].
- [23] R. Margutti, G. Bernardini, R. Barniol Duran, C. Guidorzi, R. F. Shen and G. Chincarini, *On the average gamma-ray burst X-ray flaring activity*, *MNRAS* **410** (Jan., 2011) 1064–1075, [1009.0172].
- [24] G. Chincarini, J. Mao, R. Margutti, M. G. Bernardini, C. Guidorzi, F. Pasotti et al., *Unveiling the origin of X-ray flares in gamma-ray bursts*, *MNRAS* **406** (Aug., 2010) 2113–2148, [1004.0901].
- [25] J. A. Nousek, C. Kouveliotou, D. Grupe, K. L. Page, J. Granot, E. Ramirez-Ruiz et al., *Evidence for a Canonical Gamma-Ray Burst Afterglow Light Curve in the Swift XRT Data*, *Astrophys. J.* **642** (2006) 389–400, [astro-ph/0508332].
- [26] B. Zhang, Y. Z. Fan, J. Dyks, S. Kobayashi, P. Mészáros, D. N. Burrows et al., *Physical processes shaping GRB x-ray afterglow lightcurves: Theoretical implications from the SWIFT XRT observations*, *Astrophys. J.* **642** (2006) 354–370, [astro-ph/0508321].
- [27] A. Melandri, C. G. Mundell, S. Kobayashi, C. Guidorzi, A. Gomboc, I. A. Steele et al., *The Early-Time Optical Properties of Gamma-Ray Burst Afterglows*, *Astrophys. J.* **686** (2008) 1209–1230, [0804.0811].
- [28] R. Sari and T. Piran, *GRB 990123: The Optical Flash and the Fireball Model*, *Astrophys. J. Lett.* **517** (1999) L109–L112, [astro-ph/9902009].
- [29] J. Japelj, D. Kopač, S. Kobayashi, R. Harrison, C. Guidorzi, F. J. Virgili et al., *Phenomenology of Reverse-shock Emission in the Optical Afterglows of Gamma-Ray Bursts*, *Astrophys. J.* **785** (2014) 84, [1402.3701].
- [30] T. Krühler, J. Greiner, S. McBreen, S. Klose, A. Rossi, P. Afonso et al., *Correlated Optical and X-Ray Flares in the Afterglow of XRF 071031*, *Astrophys. J.* **697** (2009) 758–768, [0903.1184].
- [31] L. Li, E.-W. Liang, Q.-W. Tang, J.-M. Chen, S.-Q. Xi, H.-J. Lü et al., *A Comprehensive Study of Gamma-Ray Burst Optical Emission. I. Flares and Early Shallow-decay Component*, *Astrophysical Journal* **758** (2012) 27, [1203.2332].
- [32] J. S. Bloom et al., *The Unusual afterglow of GRB 980326: Evidence for the gamma-ray burst - supernova connection*, *Nature* **401** (1999) 453, [astro-ph/9905301].
- [33] Lazzati, D., Covino, S., Ghisellini, G., Fugazza, D., Campana, S., Saracco, P. et al., *The optical afterglow of grb 000911: Evidence for an associated supernova?**, *Astron. Astrophys.* **378** (2001) 996–1002.
- [34] V. Rana, B. Cenko, F. Harrison, D. Fox and J. Kelemen, *Multi-wavelength Study of GRB 060906*, in *American Astronomical Society Meeting Abstracts #213*, vol. 213 of *American Astronomical Society Meeting Abstracts*, 2009.
- [35] A. Volnova, A. Pozanenko, E. Klunko and I. Korobtsev, *GRB 100901A: optical observations in Mondy and r-light curve.*, *GRB Coordinates Network* (2010) .
- [36] M. Nardini, J. Greiner, T. Krühler, R. Filgas, S. Klose, P. Afonso et al., *On the nature of the extremely fast optical rebrightening of the afterglow of GRB 081029*, *Astron. Astrophys* **531** (2011) A39, [1105.0917].
- [37] J. Greiner et al., *The unusual afterglow of the Gamma-Ray Burst 100621A*, *Astron. Astrophys.* **560** (2013) A70, [1304.5852].

- [38] M. Nardini et al., *Afterglow rebrightenings as a signature of a long-lasting central engine activity? The emblematic case of GRB 100814A*, *Astron. Astrophys.* **562** (2014) A29, [[1312.1335](#)].
- [39] E.-W. Liang, L. Li, H. Gao, B. Zhang, Y.-F. Liang, X.-F. Wu et al., *A Comprehensive Study of Gamma-Ray Burst Optical Emission. II. Afterglow Onset and Late Re-brightening Components*, *Astrophysical Journal* **774** (2013) 13, [[1210.5142](#)].
- [40] D. Lazzati, E. Rossi, S. Covino, G. Ghisellini and D. Malesani, *The Afterglow of GRB 021004: Surfing on density waves*, *Astron. Astrophys.* **396** (2002) L5–L10, [[astro-ph/0210333](#)].
- [41] X. Wang and A. Loeb, *Variability of GRB afterglows due to interstellar turbulence*, *Astrophys. J.* **535** (2000) 788, [[astro-ph/9910477](#)].
- [42] E. Nakar and J. Granot, *Smooth Light Curves from a Bumpy Ride: Relativistic Blast Wave Encounters a Density Jump*, *Mon. Not. R. Astron. Soc.* **380** (2007) 1744–1760, [[astro-ph/0606011](#)].
- [43] H. J. van Eerten and R. A. M. J. Wijers, *Gamma-Ray Burst afterglow scaling coefficients for general density profile via post-processing of blastwave solutions*, *Mon. Not. R. Astron. Soc.* **394** (2009) 2164, [[0810.2250](#)].
- [44] H. J. van Eerten, Z. Meliani, R. A. M. J. Wijers and R. Keppens, *No visible optical variability from a relativistic blast wave encountering a wind-termination shock*, *Mon. Not. R. Astron. Soc.* **398** (2009) 63, [[0906.3629](#)].
- [45] A. Vlasis, H. J. van Eerten, Z. Meliani and R. Keppens, *Two-shell collisions in the gamma-ray burst afterglow phase*, *Mon. Not. R. Astron. Soc.* **415** (2011) 279–291.
- [46] K. Ioka, S. Kobayashi and B. Zhang, *Long-acting engine or strong temporal anisotropy inferred from variabilities of gamma-ray burst afterglows*, *Astrophys. J.* **631** (2005) 429, [[astro-ph/0409376](#)].
- [47] R. Perna, P. J. Armitage and B. Zhang, *Flares in long and short gamma-ray bursts: a common origin in a hyperaccreting accretion disk*, *Astrophys. J. Lett.* **636** (2005) L29–L32, [[astro-ph/0511506](#)].
- [48] P. Kumar and T. Piran, *Some observational consequences of grb shock models*, *Astrophys. J.* **523** (1999) 286, [[astro-ph/9906002](#)].
- [49] J. Granot, E. Nakar and T. Piran, *The variable light curve of GRB 030329: The case for refreshed shocks*, *Nature* **426** (2003) 138–139, [[astro-ph/0304563](#)].
- [50] T. Laskar, E. Berger, R. Chornock, R. Margutti, W.-f. Fong and B. A. Zauderer, *A VLA Study of High-redshift GRBs. I. Multiwavelength Observations and Modeling of GRB 140311A*, *Astrophys. J.* **858** (2018) 65, [[1707.05358](#)].
- [51] E. Waxman and J. N. Bahcall, *High-energy neutrinos from cosmological gamma-ray burst fireballs*, *Phys. Rev. Lett.* **78** (1997) 2292–2295, [[astro-ph/9701231](#)].
- [52] D. Guetta, D. Hooper, J. Alvarez-Muniz, F. Halzen and E. Reuveni, *Neutrinos from individual gamma-ray bursts in the BATSE catalog*, *Astropart. Phys.* **20** (2004) 429–455, [[astro-ph/0302524](#)].
- [53] P. Mészáros, *Astrophysical Sources of High Energy Neutrinos in the IceCube Era*, *Ann. Rev. Nucl. Part. Sci.* **67** (2017) 45–67, [[1708.03577](#)].
- [54] K. Wang, R.-Y. Liu, Z.-G. Dai and K. Asano, *Hadronic origin of prompt high-energy emission of gamma-ray bursts revisited: in the case of a limited maximum proton energy*, *Astrophys. J.* **857** (2018) 24, [[1803.04112](#)].
- [55] S. Razzaque, P. Mészáros and E. Waxman, *Neutrino tomography of gamma-ray bursts and massive stellar collapses*, *Phys. Rev. D* **68** (2003) 083001, [[astro-ph/0303505](#)].

- [56] K. Murase and K. Ioka, *TeV–PeV Neutrinos from Low-Power Gamma-Ray Burst Jets inside Stars*, *Phys. Rev. Lett.* **111** (2013) 121102, [[1306.2274](#)].
- [57] B. D. Metzger, D. Giannios and S. Horiuchi, *Heavy Nuclei Synthesized in Gamma-Ray Burst Outflows as the Source of UHECRs*, *Mon. Not. R. Astron. Soc.* **415** (2011) 2495, [[1101.4019](#)].
- [58] J. Heinze, D. Biehl, A. Fedynitch, D. Boncioli, A. Rudolph and W. Winter, *Systematic parameter space study for the UHECR origin from GRBs in models with multiple internal shocks*, *Mon. Not. R. Astron. Soc.* **498** (2020) 5990–6004, [[2006.14301](#)].
- [59] P. Mészáros, *Gamma Ray Bursts as Neutrino Sources*, [1511.01396](#).
- [60] E. Waxman, *The Origin of IceCube’s Neutrinos: Cosmic Ray Accelerators Embedded in Star Forming Calorimeters*, [1511.00815](#).
- [61] K. Murase, *Active Galactic Nuclei as High-Energy Neutrino Sources*, [1511.01590](#).
- [62] T. Pitik, I. Tamborra and M. Petropoulou, *Neutrino signal dependence on gamma-ray burst emission mechanism*, *JCAP* **05** (2021) 034, [[2102.02223](#)].
- [63] K. Toma, X.-F. Wu and P. Mészáros, *A Photosphere-Internal Shock Model of Gamma-Ray Bursts: Case Studies of Fermi/LAT Bursts*, *Mon. Not. R. Astron. Soc.* **415** (2011) 1663–1680, [[1002.2634](#)].
- [64] B. Zhang and H. Yan, *The Internal-Collision-Induced Magnetic Reconnection and Turbulence (ICMART) Model of Gamma-Ray Bursts*, *Astrophys. J.* **726** (2011) 90, [[1011.1197](#)].
- [65] E. Waxman, *Cosmological gamma-ray bursts and the highest energy cosmic rays*, *Phys. Rev. Lett.* **75** (1995) 386–389, [[astro-ph/9505082](#)].
- [66] M. Vietri, *On the acceleration of ultrahigh-energy cosmic rays in gamma-ray bursts*, *Astrophys. J.* **453** (1995) 883–889, [[astro-ph/9506081](#)].
- [67] E. Waxman and J. N. Bahcall, *Neutrino afterglow from gamma-ray bursts: Similar to 10^{18} eV*, *Astrophys. J.* **541** (2000) 707–711, [[hep-ph/9909286](#)].
- [68] C. D. Dermer, *Neutrino, neutron, and cosmic ray production in the external shock model of gamma-ray bursts*, *Astrophys. J.* **574** (2002) 65–87, [[astro-ph/0005440](#)].
- [69] Z. Li, Z. G. Dai and T. Lu, *Long term neutrino afterglows from gamma-ray bursts*, *Astron. Astrophys.* **396** (2002) 303–308, [[astro-ph/0208435](#)].
- [70] S. Razzaque, *Long-lived PeV–EeV neutrinos from gamma-ray burst blastwave*, *Phys. Rev. D* **88** (2013) 103003, [[1307.7596](#)].
- [71] K. Murase, *High energy neutrino early afterglows gamma-ray bursts revisited*, *Phys. Rev. D* **76** (2007) 123001, [[0707.1140](#)].
- [72] M. Ahlers and F. Halzen, *Opening a New Window onto the Universe with IceCube*, *Prog. Part. Nucl. Phys.* **102** (2018) 73–88, [[1805.11112](#)].
- [73] M. Ahlers and F. Halzen, *High-energy cosmic neutrino puzzle: a review*, *Reports on Progress in Physics* **78** (2015) 126901.
- [74] ICECUBE collaboration, R. Abbasi et al., *The IceCube high-energy starting event sample: Description and flux characterization with 7.5 years of data*, *Phys. Rev. D* **104** (2021) 022002, [[2011.03545](#)].
- [75] ICECUBE collaboration, R. Abbasi et al., *Measurement of Astrophysical Tau Neutrinos in IceCube’s High-Energy Starting Events*, [2011.03561](#).
- [76] ICECUBE-GEN2 collaboration, M. G. Aartsen et al., *IceCube-Gen2: the window to the extreme Universe*, *J. Phys. G* **48** (2021) 060501, [[2008.04323](#)].
- [77] RNO-G collaboration, J. A. Aguilar et al., *Design and Sensitivity of the Radio Neutrino Observatory in Greenland (RNO-G)*, *JINST* **16** (2021) P03025, [[2010.12279](#)].

- [78] GRAND collaboration, J. Álvarez-Muñiz et al., *The Giant Radio Array for Neutrino Detection (GRAND): Science and Design*, *Sci. China Phys. Mech. Astron.* **63** (2020) 219501, [[1810.09994](#)].
- [79] T. M. Venters, M. H. Reno, J. F. Krizmanic, L. A. Anchordoqui, C. Guépin and A. V. Olinto, *POEMMA's Target of Opportunity Sensitivity to Cosmic Neutrino Transient Sources*, *Phys. Rev. D* **102** (2020) 123013, [[1906.07209](#)].
- [80] A. Panaitescu, W. T. Vestrand and P. Wozniak, *An external-shock model for GRB afterglow 130427A*, *Mon. Not. R. Astron. Soc.* **436** (2013) 3106, [[1311.5867](#)].
- [81] D. A. Perley et al., *The Afterglow of GRB 130427A from 1 to 10^{16} GHz*, *Astrophys. J.* **781** (2014) 37, [[1307.4401](#)].
- [82] M. De Pasquale et al., *The 80 Ms follow-up of the X-ray afterglow of GRB 130427A challenges the standard forward shock model*, *Mon. Not. Roy. Astron. Soc.* **462** (2016) 1111–1122, [[1602.04158](#)].
- [83] A. D. Falcone et al., *The giant x-ray flare of grb 050502b: evidence for late-time internal engine activity*, *Astrophys. J.* **641** (2006) 1010–1017, [[astro-ph/0512615](#)].
- [84] P. Romano et al., *X-ray flare in xrf 050406: evidence for prolonged engine activity*, *Astron. Astrophys.* **450** (2006) 59–68, [[astro-ph/0601173](#)].
- [85] R. D. Blandford and C. F. McKee, *Fluid dynamics of relativistic blast waves*, *Phys. Fluids* **19** (1976) 1130–1138.
- [86] R. Sari, T. Piran and R. Narayan, *Spectra and light curves of gamma-ray burst afterglows*, *Astrophys. J. Lett.* **497** (1998) L17, [[astro-ph/9712005](#)].
- [87] B. Zhang, *The Physics of Gamma-Ray Bursts*. Cambridge University Press, UK, 2018, [10.1017/9781139226530](#).
- [88] R. A. Chevalier and Z.-Y. Li, *Wind interaction models for gamma-ray burst afterglows: The Case for two types of progenitors*, *Astrophys. J.* **536** (2000) 195–212, [[astro-ph/9908272](#)].
- [89] R. A. Chevalier and Z. Y. Li, *Gamma-ray burst environments and progenitors*, *Astrophys. J. Lett.* **520** (1999) L29–L32, [[astro-ph/9904417](#)].
- [90] G. Ghisellini, G. Ghirlanda and L. Nava, *GeV emission from Gamma Ray Bursts: a radiative fireball?*, *Mon. Not. R. Astron. Soc.* **403** (2010) 926, [[0910.2459](#)].
- [91] E. Derishev and T. Piran, *GRB Afterglow Parameters in the Era of TeV Observations: The Case of GRB 190114C*, *Astrophys. J.* **923** (2021) 135, [[2106.12035](#)].
- [92] S. Kobayashi, T. Piran and R. Sari, *Can internal shocks produce the variability in GRBs?*, *Astrophys. J.* **490** (1997) 92–98, [[astro-ph/9705013](#)].
- [93] F. Daigne and R. Mochkovitch, *Gamma-ray bursts from internal shocks in a relativistic wind: temporal and spectral properties*, *Mon. Not. Roy. Astron. Soc.* **296** (1998) 275, [[astro-ph/9801245](#)].
- [94] E. Waxman, *High-energy cosmic rays and neutrinos from cosmological gamma-ray burst fireballs*, *Phys. Scripta T* **85** (2000) 117–126, [[astro-ph/9911395](#)].
- [95] A. Panaitescu and P. Kumar, *Analytic light-curves of gamma-ray burst afterglows: homogeneous versus wind external media*, *Astrophys. J.* **543** (2000) 66, [[astro-ph/0003246](#)].
- [96] S. Gao, K. Asano and P. Mészáros, *High Energy Neutrinos from Dissipative Photospheric Models of Gamma Ray Bursts*, *JCAP* **11** (2012) 058, [[1210.1186](#)].
- [97] D. C. Warren, M. V. Barkov, H. Ito, S. Nagataki and T. Laskar, *Synchrotron self-absorption in GRB afterglows: the effects of a thermal electron population*, *Mon. Not. Roy. Astron. Soc.* **480** (2018) 4060–4068, [[1804.06030](#)].

- [98] J. K. Thomas, R. Moharana and S. Razzaque, *Ultra-high energy neutrino afterglows of nearby long duration gamma-ray bursts*, *Phys. Rev. D* **96** (2017) 103004, [[1710.04024](#)].
- [99] R. A. M. J. Wijers and T. J. Galama, *Physical parameters of GRB 970508 and GRB 971214 from their afterglow synchrotron emission*, *Astrophys. J.* **523** (1999) 177–186, [[astro-ph/9805341](#)].
- [100] J. G. Kirk, A. W. Guthmann, Y. A. Gallant and A. Achterberg, *Particle acceleration at ultrarelativistic shocks: an eigenfunction method*, *Astrophys. J.* **542** (2000) 235, [[astro-ph/0005222](#)].
- [101] L. Sironi, A. Spitkovsky and J. Arons, *The Maximum Energy of Accelerated Particles in Relativistic Collisionless Shocks*, *Astrophys. J.* **771** (2013) 54, [[1301.5333](#)].
- [102] P. A. Curran, P. A. Evans, M. de Pasquale, M. J. Page and A. J. van der Horst, *On the Electron Energy Distribution Index of Swift Gamma-ray Burst Afterglows*, *Astrophys. J. Letter* **716** (June, 2010) L135–L139, [[0908.0891](#)].
- [103] J. Greiner, T. Krühler, S. Klose, P. Afonso, C. Clemens, R. Filgas et al., *The nature of “dark” gamma-ray bursts*, *Astronomy and Astrophysics* **526** (Feb., 2011) A30, [[1011.0618](#)].
- [104] S. R. Oates, M. J. Page, P. Schady, M. de Pasquale, P. A. Evans, K. L. Page et al., *A statistical comparison of the optical/UV and X-ray afterglows of gamma-ray bursts using the Swift Ultraviolet Optical and X-ray Telescopes*, *MNRAS* **412** (Mar., 2011) 561–579, [[1010.6212](#)].
- [105] F. Guo, H. Li, W. Daughton and Y.-H. Liu, *Formation of Hard Power-laws in the Energetic Particle Spectra Resulting from Relativistic Magnetic Reconnection*, *Phys. Rev. Lett.* **113** (2014) 155005, [[1405.4040](#)].
- [106] K. Nalewajko, D. A. Uzdensky, B. Cerutti, G. R. Werner and M. C. Begelman, *On the distribution of particle acceleration sites in plasmoid-dominated relativistic magnetic reconnection*, *Astrophys. J.* **815** (2015) 101, [[1508.02392](#)].
- [107] M. Petropoulou and L. Sironi, *The steady growth of the high-energy spectral cut-off in relativistic magnetic reconnection*, *Mon. Not. R. Astron. Soc.* **481** (2018) 5687–5701, [[1808.00966](#)].
- [108] P. Kilian, X. Li, F. Guo and H. Li, *Exploring the acceleration mechanisms for particle injection and power-law formation during trans-relativistic magnetic reconnection*, *Astrophys. J.* **899** (2020) 151, [[2001.02732](#)].
- [109] S. Hümmel, M. Rieger, F. Spanier and W. Winter, *Simplified models for photohadronic interactions in cosmic accelerators*, *Astrophys. J.* **721** (2010) 630–652, [[1002.1310](#)].
- [110] J. Matthews, A. Bell and K. Blundell, *Particle acceleration in astrophysical jets*, *New Astron. Rev.* **89** (2020) 101543, [[2003.06587](#)].
- [111] C. D. Dermer and G. Menon, *High Energy Radiation from Black Holes: Gamma Rays, Cosmic Rays, and Neutrinos*. Princeton U. Pr., USA, 2009.
- [112] S. Razzaque, P. Mészáros and E. Waxman, *High energy neutrinos from a slow jet model of core collapse supernovae*, *Mod. Phys. Lett. A* **20** (2005) 2351–2368, [[astro-ph/0509729](#)].
- [113] F. C. Jones, *Inverse Compton scattering of cosmic-ray electrons*, *Phys. Rev.* **137** (1965) B1306–B1311.
- [114] PARTICLE DATA GROUP collaboration, P. A. Zyla et al., *Review of Particle Physics*, *PTEP* **2020** (2020) 083C01.
- [115] A. Mücke, R. Engel, J. P. Rachen, R. J. Protheroe and T. Stanev, *SOPHIA: Monte Carlo simulations of photohadronic processes in astrophysics*, *Comput. Phys. Commun.* **124** (2000) 290–314, [[astro-ph/9903478](#)].

- [116] P. Lipari, M. Lusignoli and D. Meloni, *Flavor Composition and Energy Spectrum of Astrophysical Neutrinos*, *Phys. Rev. D* **75** (2007) 123005, [0704.0718].
- [117] H.-N. He, R.-Y. Liu, X.-Y. Wang, S. Nagataki, K. Murase and Z.-G. Dai, *Icecube non-detection of GRBs: Constraints on the fireball properties*, *Astrophys. J.* **752** (2012) 29, [1204.0857].
- [118] K. Asano and S. Nagataki, *Very high energy neutrinos originating from kaons in gamma-ray bursts*, *Astrophys. J. Lett.* **640** (2006) L9–L12, [astro-ph/0603107].
- [119] M. Petropoulou, D. Giannios and S. Dimitrakoudis, *Implications of a PeV neutrino spectral cutoff in GRB models*, *Mon. Not. R. Astron. Soc.* **445** (2014) 570–580, [1405.2091].
- [120] I. Tamborra and S. Ando, *Diffuse emission of high-energy neutrinos from gamma-ray burst fireballs*, *JCAP* **09** (2015) 036, [1504.00107].
- [121] P. Baerwald, S. Hümmer and W. Winter, *Systematics in the Interpretation of Aggregated Neutrino Flux Limits and Flavor Ratios from Gamma-Ray Bursts*, *Astropart. Phys.* **35** (2012) 508–529, [1107.5583].
- [122] L. A. Anchordoqui et al., *Cosmic Neutrino Pevatrons: A Brand New Pathway to Astronomy, Astrophysics, and Particle Physics*, *JHEAp* **1-2** (2014) 1–30, [1312.6587].
- [123] I. Esteban, M. C. Gonzalez-Garcia, M. Maltoni, T. Schwetz and A. Zhou, *The fate of hints: updated global analysis of three-flavor neutrino oscillations*, *JHEP* **09** (2020) 178, [2007.14792].
- [124] K. Cahill, *Flat Space, Dark Energy, and the Cosmic Microwave Background*, *Eur. J. Phys.* **41** (2020) 035603, [2002.11464].
- [125] S. B. Cenko, D. A. Frail, F. A. Harrison, S. R. Kulkarni, E. Nakar, P. C. Chandra et al., *The Collimation and Energetics of the Brightest Swift Gamma-ray Bursts*, *Astrophys. J.* (2010) .
- [126] E.-W. Liang, J. L. Racusin, B. Zhang, B.-B. Zhang and D. N. Burrows, *A Comprehensive Analysis of the Swift/XRT Data. 3. Jet Break Candidates in the X-ray and Optical Afterglow Lightcurves*, *Astrophys. J.* **675** (2008) 528, [0708.2942].
- [127] P. Jakobsson, J. Hjorth, D. Malesani, R. Chapman, J. P. U. Fynbo, N. R. Tanvir et al., *The Optically Unbiased GRB Host (TOUGH) Survey. III. Redshift Distribution*, *Astrophys. J.* (2012) .
- [128] ICECUBE collaboration, R. Abbasi et al., *Searches for Neutrinos from Precursors and Afterglows of Gamma-Ray Bursts using the IceCube Neutrino Observatory*, *PoS ICRC2021* (2021) 1118, [2107.08870].
- [129] ICECUBE collaboration, M. G. Aartsen et al., *Extending the search for muon neutrinos coincident with gamma-ray bursts in IceCube data*, *Astrophys. J.* **843** (2017) 112, [1702.06868].
- [130] W. S. Paciesas et al., *The Fourth batse gamma-ray burst catalog (revised)*, *Astrophys. J. Suppl.* **122** (1999) 465–495, [astro-ph/9903205].
- [131] E. Vitagliano, I. Tamborra and G. Raffelt, *Grand Unified Neutrino Spectrum at Earth: Sources and Spectral Components*, *Rev. Mod. Phys.* **92** (2020) 45006, [1910.11878].
- [132] ICECUBE, FERMI-LAT, MAGIC, AGILE, ASAS-SN, HAWC, H.E.S.S., INTEGRAL, KANATA, KISO, KAPTEYN, LIVERPOOL TELESCOPE, SUBARU, SWIFT NUSTAR, VERITAS, VLA/17B-403 collaboration, M. G. Aartsen et al., *Multimessenger observations of a flaring blazar coincident with high-energy neutrino IceCube-170922A*, *Science* **361** (2018) eaat1378, [1807.08816].
- [133] P. Giommi, P. Padovani, F. Oikonomou, T. Glauch, S. Paiano and E. Resconi, *3HSP*

J095507.9+355101: a flaring extreme blazar coincident in space and time with IceCube-200107A, *Astron. Astrophys.* **640** (2020) L4, [2003.06405].

- [134] A. Franckowiak et al., *Patterns in the Multiwavelength Behavior of Candidate Neutrino Blazars*, *Astrophys. J.* **893** (2020) 162, [2001.10232].
- [135] FERMI-LAT, ASAS-SN, ICECUBE collaboration, S. Garrappa et al., *Investigation of two Fermi-LAT gamma-ray blazars coincident with high-energy neutrinos detected by IceCube*, *Astrophys. J.* **880** (2019) 103, [1901.10806].
- [136] F. Krauß, K. Deoskar, C. Baxter, M. Kadler, M. Kreter, M. Langejahn et al., *Fermi/LAT counterparts of IceCube neutrinos above 100 TeV*, *Astron. Astrophys.* **620** (2018) A174, [1810.08482].
- [137] M. Kadler et al., *Coincidence of a high-fluence blazar outburst with a PeV-energy neutrino event*, *Nature Phys.* **12** (2016) 807–814, [1602.02012].
- [138] R. Stein et al., *A tidal disruption event coincident with a high-energy neutrino*, *Nature Astron.* **5** (2021) 510–518, [2005.05340].
- [139] S. Reusch et al., *The candidate tidal disruption event AT2019fdr coincident with a high-energy neutrino*, **2111.09390**.
- [140] T. Pitik, I. Tamborra, C. R. Angus and K. Auchettl, *Is the High-energy Neutrino Event IceCube-200530A Associated with a Hydrogen-rich Superluminous Supernova?*, *Astrophys. J.* **929** (2022) 163, [2110.06944].
- [141] ANTARES collaboration, A. Albert et al., *Constraining the contribution of Gamma-Ray Bursts to the high-energy diffuse neutrino flux with 10 yr of ANTARES data*, *Mon. Not. R. Astron. Soc.* **500** (2020) 5614–5628, [2008.02127].
- [142] KM3NET collaboration, S. Adrian-Martinez et al., *Letter of intent for KM3NeT 2.0*, *J. Phys. G* **43** (2016) 084001, [1601.07459].
- [143] S. Razzaque and L. Yang, *PeV-EeV neutrinos from GRB blast waves in IceCube and future neutrino telescopes*, *Phys. Rev. D* **91** (2015) 043003, [1411.7491].
- [144] G. Guo, Y.-Z. Qian and M.-R. Wu, *Neutrino Production Associated with Late Bumps in Gamma-Ray Bursts and Potential Contribution to Diffuse Flux at IceCube*, *Astrophys. J.* **890** (2020) 83, [1911.07568].
- [145] K. Murase and S. Nagataki, *High Energy Neutrino Flash from Far-UV/X-ray Flares of Gamma-Ray Bursts*, *Phys. Rev. Lett.* **97** (2006) 051101, [astro-ph/0604437].
- [146] Y. Fan and T. Piran, *Sub-gev flashes in gamma-ray burst afterglows as probes of underlying bright uv flares*, *Mon. Not. R. Astron. Soc.* **370** (2006) L24–L28, [astro-ph/0601619].
- [147] ICECUBE-GEN2 collaboration, R. Abbasi et al., *Sensitivity studies for the IceCube-Gen2 radio array*, *PoS ICRC2021* (2021) 1183, [2107.08910].
- [148] ICECUBE collaboration, M. G. Aartsen et al., *IceCube Search for Neutrinos Coincident with Compact Binary Mergers from LIGO-Virgo’s First Gravitational-wave Transient Catalog*, *Astrophys. J. Lett.* **898** (2020) L10, [2004.02910].
- [149] Y. Farzan and A. Y. Smirnov, *Coherence and oscillations of cosmic neutrinos*, *Nucl. Phys. B* **805** (2008) 356–376, [0803.0495].
- [150] ARA collaboration, P. Allison et al., *Performance of two Askaryan Radio Array stations and first results in the search for ultrahigh energy neutrinos*, *Phys. Rev. D* **93** (2016) 082003, [1507.08991].
- [151] P. Allison et al., *Design and Initial Performance of the Askaryan Radio Array Prototype EeV Neutrino Detector at the South Pole*, *Astropart. Phys.* **35** (2012) 457–477, [1105.2854].

- [152] ARIANNA collaboration, S. W. Barwick et al., *A First Search for Cosmogenic Neutrinos with the ARIANNA Hexagonal Radio Array*, *Astropart. Phys.* **70** (2015) 12–26, [[1410.7352](#)].
- [153] S. W. Barwick et al., *Design and Performance of the ARIANNA HRA-3 Neutrino Detector Systems*, *IEEE Trans. Nucl. Sci.* **62** (2015) 2202–2215, [[1410.7369](#)].
- [154] ANITA collaboration, P. W. Gorham et al., *The Antarctic Impulsive Transient Antenna Ultra-high Energy Neutrino Detector Design, Performance, and Sensitivity for 2006-2007 Balloon Flight*, *Astropart. Phys.* **32** (2009) 10–41, [[0812.1920](#)].
- [155] ANITA collaboration, P. W. Gorham et al., *Observational Constraints on the Ultra-high Energy Cosmic Neutrino Flux from the Second Flight of the ANITA Experiment*, *Phys. Rev. D* **82** (2010) 022004, [[1003.2961](#)].
- [156] K. Kotera, D. Allard and A. V. Olinto, *Cosmogenic Neutrinos: parameter space and detectability from PeV to ZeV*, *JCAP* **10** (2010) 013, [[1009.1382](#)].
- [157] K. Møller, P. B. Denton and I. Tamborra, *Cosmogenic Neutrinos Through the GRAND Lens Unveil the Nature of Cosmic Accelerators*, *JCAP* **05** (2019) 047, [[1809.04866](#)].
- [158] A. van Vliet, R. Alves Batista and J. R. Hörandel, *Determining the fraction of cosmic-ray protons at ultrahigh energies with cosmogenic neutrinos*, *Phys. Rev. D* **100** (2019) 021302, [[1901.01899](#)].
- [159] C. Guépin, K. Kotera, E. Barausse, K. Fang and K. Murase, *Ultra-High Energy Cosmic Rays and Neutrinos from Tidal Disruptions by Massive Black Holes*, *Astron. Astrophys.* **616** (2018) A179, [[1711.11274](#)].
- [160] K. Fang and B. D. Metzger, *High-Energy Neutrinos from Millisecond Magnetars formed from the Merger of Binary Neutron Stars*, *Astrophys. J.* **849** (2017) 153, [[1707.04263](#)].
- [161] K. Fang, K. Kotera, K. Murase and A. V. Olinto, *Testing the Newborn Pulsar Origin of Ultrahigh Energy Cosmic Rays with EeV Neutrinos*, *Phys. Rev. D* **90** (2014) 103005, [[1311.2044](#)].
- [162] J. Greiner et al., *GROND - a 7-channel imager*, *Publ. Astron. Soc. Pac.* **120** (2008) 405, [[0801.4801](#)].
- [163] A. H. Taub, *Relativistic Rankine-Hugoniot Equations*, *Phys. Rev.* **74** (1948) 328–334.
- [164] M. Bustamante, K. Murase, W. Winter and J. Heinze, *Multi-messenger light curves from gamma-ray bursts in the internal shock model*, *Astrophys. J.* **837** (2017) 33, [[1606.02325](#)].
- [165] L. Nava, L. Sironi, G. Ghisellini, A. Celotti and G. Ghirlanda, *Afterglow emission in gamma-ray bursts - I. Pair-enriched ambient medium and radiative blast waves*, *Mon. Not. R. Astron. Soc.* **433** (2013) 2107–2121, [[1211.2806](#)].
- [166] S. B. Cenko, D. A. Frail, F. A. Harrison, J. B. Haislip, D. E. Reichart, N. R. Butler et al., *Afterglow Observations of Fermi Large Area Telescope Gamma-ray Bursts and the Emerging Class of Hyper-energetic Events*, *Astrophys. J.* **732** (May, 2011) 29, [[1004.2900](#)].