

A mechanism to attract electrons

Kanchan Meena¹, P. Singha Deo¹

¹S. N. Bose National Center for Basic Sciences, Kolkata, 700106 India

Abstract: In a startling discovery it has been recently found that certain density of states (DOS) can become negative in mesoscopic systems wherein electrons can travel back in time. We give a brief introduction to the hierarchy of density of states in mesoscopic systems as we want to point out some robust phenomenon that can be experimentally observed with our present day technologies. They can have direct consequences on thermodynamic effects and also can provide indirect evidence of time travel. Essentially certain members of the hierarchy of DOS become negative in these regimes and that can attract other electrons.

Mesoscopic systems are so small and subject to such low temperatures that the electronic properties are determined by quantum mechanics while the sample dimensions compete with the material specific intrinsic scales of the system to produce new physics. While this is the standard definition for a mesoscopic system, it has become increasingly obvious that to understand these systems we also need to consider the so called leads as an integral part of these systems. This is essentially because the relevant quantity that determine the relevant electronic properties are the relevant density of states (DOS) and that is connected to the relevant leads involved in the phenomenon. We will explain below a hierarchy of DOS that consist of local partial density of states, emissivity, injectivity, injectance, emittance, partial density of states, and finally the well known local density of states and the density of states. Except for the last two there are no known analogues for bulk systems. We will point out a special phenomenon in this work that will further highlight the role of leads. Essentially some members of the hierarchy can become negative and that can attract electrons that can be experimentally observed and gives indirect evidence of time travel.

In the figure 1 we show by the shaded region a typical mesoscopic sample which has several leads attached to it that are indexed $\alpha, \beta, \gamma, \delta$, etc. The dimension of the shaded region between the leads is so small that single particle quantum coherence holds and electron dynamics is governed by Schrodinger equation. These lead indices appear in all the formulas to be discussed below showing the importance of these leads in mesoscopic systems. The β th lead is drawn in a special way signifying the tip of a scanning tunneling microscope (STM). The STM tip can have four possible functions. First case is that it does not make an actual contact and also does not draw or deliver any current but can locally change the electrostatic potential at a point \mathbf{r} . Second case is that it does not make a contact but can draw or deliver a current via quantum tunneling. What it means is that the STM tip is weakly coupled to the states of the sample and exchange of current do not alter the states of the system. Third case is that it makes an actual contact and becomes like any other lead. Fourth is that it makes a contact and yet does not draw or deliver a current because its chemical potential is so adjusted. Fourth case is the typical situation of the Landauer-Buttiker three probe conductance set up which is now well established as a mesoscopic phenomenon greatly studied theoretically as well as experimentally.

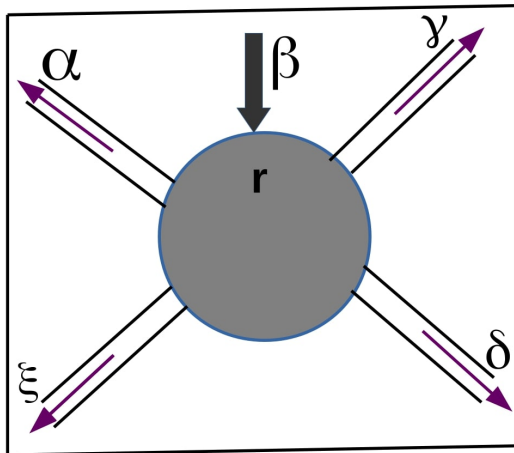


Fig. 1 We show a mesoscopic set up where there are many leads α , β , γ , δ etc., attached to a sample. The lead β is special in the sense that it is an STM tip that can deliver (or draw) current to (or from) a particular point \mathbf{r} in the sample. All other leads (minimum one other) are fixed and draw (or deliver) current from (or to) the sample.

We will mostly analyze the second case with respect to our recent results and show that it is a paradigm to test some of our predictions experimentally. And then we will also show how these predictions naturally come up also in the well studied case four and not noticed before as the specific design was not considered.

An ensemble of electrons can be incident on the system along the lead γ from some classical reservoir (say the terminal of a battery) and it can be quantum mechanically scattered to any lead wherein one can calculate the scattering matrix element $s_{\alpha\gamma}$ by solving the Schrodinger equation and applying the relevant boundary conditions. The lowest member of the hierarchy is the Larmor precession time τ_{lpt} for which a detailed derivation can be seen in [1, 2] and given as

$$\tau_{lpt}(E, \alpha, \mathbf{r}, \gamma) = -\frac{\hbar}{4\pi i |s_{\alpha\gamma}(E)|^2} \left[s_{\alpha\gamma}^* \frac{\delta s_{\alpha\gamma}}{e\delta U(\mathbf{r})} - \frac{\delta s_{\alpha\gamma}^*}{e\delta U(\mathbf{r})} s_{\alpha\gamma} \right] \quad (1)$$

$\frac{\delta s_{\alpha\gamma}}{e\delta U(\mathbf{r})}$ is a functional derivative of $s_{\alpha\gamma}$ with respect to the local potential $U(\mathbf{r})$ at the point \mathbf{r} inside the sample, E is the incident energy and e is the electronic charge. The ordering of the arguments on the LHS is important as $s_{\alpha\gamma}$ is a matrix element. Physically it means that an electron going from γ to α spends precisely this amount of time at the point \mathbf{r} . Thus all three indices γ , \mathbf{r} and α are spatial indices and their ordering is important in all the subsequent formulas we discuss. Since time spent in a propagation is related to states accessed in the process, both being related to the imaginary part of the Greens function one gets a local partial density of states (LPDOS) ρ_{lpd} defined as $\frac{|s_{\alpha\gamma}(E)|^2}{\hbar} \tau_{lpt}$.

$$\rho_{lpd}(E, \alpha, \mathbf{r}, \gamma) = -\frac{1}{4\pi i} \left[s_{\alpha\gamma}^* \frac{\delta s_{\alpha\gamma}}{e\delta U(\mathbf{r})} - \frac{\delta s_{\alpha\gamma}^*}{e\delta U(\mathbf{r})} s_{\alpha\gamma} \right] \quad (2)$$

The electrons that are involved in going from γ to α are $|s_{\alpha\gamma}(E)|^2$ in number and these being indistinguishable the factor $|s_{\alpha\gamma}(E)|^2$ in going from Eq. 1 to Eq. 2 is just an averaging over individual electrons. At zero temperature fermions occupy one state each and for non-interacting Fermions doubling the input flux in γ will double the output flux in α as long as we are not in the completely filled band. We cannot get linear superposition of states in the input channels that can be argued [1]. Numerical simulations [3] suggest that Eq. 2 is also valid in presence of electron-electron interaction in the sample. Now we can make an averaging over any one or any two or any three of the coordinates α , \mathbf{r} and γ in Eq. 2 and accordingly get higher members of DOS in the hierarchy. Summing over γ means averaging over all incoming channels. Summing over α means averaging over all outgoing channels. Accordingly different members can be physically interpreted. Thereby partial DOS is defined as

$$\rho_{pd}(E, \alpha, \gamma) = -\frac{1}{4\pi i} \int_{\Omega} d^3\mathbf{r} \left[s_{\alpha\gamma}^* \frac{\delta s_{\alpha\gamma}}{e\delta U(\mathbf{r})} - \frac{\delta s_{\alpha\gamma}^*}{e\delta U(\mathbf{r})} s_{\alpha\gamma} \right] \quad (3)$$

Here Ω stands for the spatial region of the sample that is the shaded area in figure 1. Injectivity can be defined as

$$\rho_i(E, \mathbf{r}, \gamma) = -\frac{1}{4\pi i} \sum_{\alpha} \left[s_{\alpha\gamma}^* \frac{\delta s_{\alpha\gamma}}{e\delta U(\mathbf{r})} - \frac{\delta s_{\alpha\gamma}^*}{e\delta U(\mathbf{r})} s_{\alpha\gamma} \right] \quad (4)$$

Emissivity can be defined as

$$\rho_e(E, \alpha, \mathbf{r}) = -\frac{1}{4\pi i} \sum_{\gamma} \left[s_{\alpha\gamma}^* \frac{\delta s_{\alpha\gamma}}{e\delta U(\mathbf{r})} - \frac{\delta s_{\alpha\gamma}^*}{e\delta U(\mathbf{r})} s_{\alpha\gamma} \right] \quad (5)$$

Injectance can be defined as

$$\rho(E, \gamma) = -\frac{1}{4\pi i} \int_{\Omega} d^3\mathbf{r} \sum_{\alpha} \left[s_{\alpha\gamma}^* \frac{\delta s_{\alpha\gamma}}{e\delta U(\mathbf{r})} - \frac{\delta s_{\alpha\gamma}^*}{e\delta U(\mathbf{r})} s_{\alpha\gamma} \right] \quad (6)$$

Local density of states (LDOS) can be defined as

$$\rho_{ld}(E, \mathbf{r}) = -\frac{1}{4\pi i} \sum_{\alpha\gamma} \left[s_{\alpha\gamma}^* \frac{\delta s_{\alpha\gamma}}{e\delta U(\mathbf{r})} - \frac{\delta s_{\alpha\gamma}^*}{e\delta U(\mathbf{r})} s_{\alpha\gamma} \right] \quad (7)$$

Finally we get DOS where all that can be averaged is summed to give

$$\rho_d(E) = -\frac{1}{4\pi i} \sum_{\alpha\gamma} \int_{sample} d^3\mathbf{r} \left[s_{\alpha\gamma}^* \frac{\delta s_{\alpha\gamma}}{e\delta U(\mathbf{r})} - \frac{\delta s_{\alpha\gamma}^*}{e\delta U(\mathbf{r})} s_{\alpha\gamma} \right] \quad (8)$$

$$\rho_d(E) = -\frac{1}{2\pi} \sum_{\alpha\gamma} \int_{sample} d^3\mathbf{r} \left[|s_{\alpha\gamma}|^2 \frac{\delta \theta_{s_{\alpha\gamma}}}{e\delta U(\mathbf{r})} \right] \quad (9)$$

Here $s_{\alpha\gamma} = |s_{\alpha\gamma}| \exp(i\theta_{s_{\alpha\gamma}})$. This is the mesoscopic version of Friedel sum rule that relates scattering phase shift to DOS and does not depend on the lead indices or coordinate as they have been summed. But there are several lower members that explicitly depend on the lead indices and let us discuss one of

them, say $\rho_i(E, \mathbf{r}, \gamma)$, that is injectivity and others can be similarly interpreted. It depends on the input lead index γ and physically means the following. The quantity applies to only those electrons that are incident along lead γ . Individual members of this ensemble of electrons may or may not pass through a remote point \mathbf{r} and in fact there is no equation of motion that tells us whether it will. Note that Schrodinger equation works only for an ensemble and gives us only a probability for it. At zero temperature below Fermi energy when we do not distinguish between counting electrons (that constitute a current) and counting states, $\rho_i(E, \mathbf{r}, \gamma)$ give the fraction of those electrons that come from γ and pass through \mathbf{r} . Quantum mechanics with its probabilistic interpretations is incapable of saying where these electrons are going after they enter the sample and only a probabilistic answer can be given. Yet we can calculate members of this hierarchy and in case of some further lower members one has to specify to which lead the electron finally goes. This may give the impression that some of these members are over specified purely theoretical entities as there is no equation of motion for answering where does an electron coming from γ go after some time. But we will see that such \mathbf{r} dependent DOS matter in experiments.

Injectance is the first member that can be completely specified as it require us to only specify the incoming channel, the rest being summed. Injectance is total injected current at zero temperature when only lead γ bring electrons into the system while all other leads carry electrons away from the system and \mathbf{r} is also integrated out. Injected current is of the form nev or differential current is $\frac{dn}{dE} evdE$. Electronic charge e can be set to unity and if properly normalized wave-functions are taken then we can also drop the v factor [1] making injected current to be $\frac{dn}{dE}$ at an energy E . Now that can be determined from internal wavefunction $\psi(\mathbf{r}, \gamma)$ when the scattering problem is also set up such that electrons are incident only along lead γ and all other leads carry electrons away from the system so that we do not have to bother where goes the electrons that pass through \mathbf{r} . That gives

$$\rho(E, \gamma) = \int_{sample} d^3\mathbf{r} \sum_{k_\gamma} |\psi(\mathbf{r}, \gamma)|^2 \delta(E - E_{\gamma, k_\gamma}) = \quad (10)$$

$$\int_{\Omega} d^3\mathbf{r} \sum_{\alpha} -\frac{1}{2\pi} \left[|s_{\alpha\gamma}|^2 \frac{\delta\theta_{s_{\alpha\gamma}}}{e\delta U(\mathbf{r})} \right] \quad (11)$$

Eq. 10 is the standard definition of DOS when only lead γ bring electrons into the system and the momentum states of these electrons in lead γ are determined by the wave vector k_γ . Lower members of the hierarchy cannot be defined in terms of internal wavefunction $|\psi(\mathbf{r}, \gamma)|^2$ as one can never write down an internal wavefunction that depend on two lead indices and \mathbf{r} . But they can still be defined in terms of the scattering matrix elements or asymptotic wavefunctions far away from \mathbf{r} . By appealing to physical process like spin precession and Larmor frequency [1, 2] we can address issues like a particle going from γ to α how much time it spends at the point \mathbf{r} and how many (a count or a measure) partial states it occupied at the point \mathbf{r} . We thought wavefunction is the most fundamental entity in quantum mechanics that is determined once we know the internal potential $U(\mathbf{r})$ and hence the Hamiltonian. We always thought that a state is an entity in Hilbert space. Local density of states can only be defined through ensemble averaging wherein equal apriory probability implies that all states in Hilbert space are equally accessible by the electrons and time averages

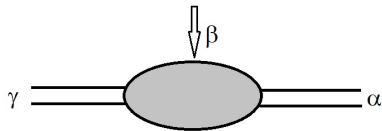


Fig. 2 Here we show a simpler version of Fig. 1 as now there are only two fixed leads indexed γ and α apart from the STM tip β . This is a cartoon of an experimental set up that help us address some over specified quantities in mesoscopic physics like injectivity and emissivity. We know in quantum mechanics one cannot experimentally measure coordinate dependent DOS but this set up does allow such measurements indirectly.

give phase space averages. Averaging over all possible variations in $U(\mathbf{r})$ help taking the problem from Hilbert space to phase space. But say for a benzene molecule attached to leads if we change the internal potential $U(\mathbf{r})$, then it is no longer a benzene molecule. An electron coming from lead γ and going to lead α will not access all states of the benzene molecule but some partial states for which Eq. 3 give partial density of states that cannot be defined in terms of the internal wavefunction. The integrand in Eq. 10 cannot be broken down into an α dependent quantity. If we remove the integration over \mathbf{r} in Eq. 10 then the integrand does not give any lower member of hierarchy as fixing an \mathbf{r} means infinite uncertainty in momentum and it is not enough to be limited to the momentum state at a particular energy E . Likewise, removing the sum over k_γ would mean looking at a particular momentum state and that would mean an infinite uncertainty in coordinate of the electron and so integrating the coordinate over the sample region does not give anything. Besides a delta function cannot be written unless there is a sum or an integration over its variable.

Now we will show how some of the lower members manifest in experiments. Consider the situation shown in Fig. 2. We know that quantum states on an infinite 1D line is given by Schrodinger equation with DOS being $\frac{2}{\hbar v}$ independent of whether these states are occupied by bosons or fermions and independent of temperature. Similarly we say that the STM tip has a DOS given by ν_β and the point \mathbf{r} has an over specified DOS. At zero temperature below the fermi energy the transmission probability T of quantum mechanics is $\frac{\hbar}{2e}$ of electronic current at that particular energy E and that is how the following formulas are to be interpreted. Let us consider the situation when the tip of β is not making a physical contact with the sample but close enough to deliver (or draw) a current to (or from) the sample by tunneling.

$$T_{\beta\alpha}^e = 4\pi^2\nu_\beta|t|^2\rho_i(E, \mathbf{r}, \alpha) \quad (12)$$

$$T_{\alpha\beta}^i = 4\pi^2\nu_\beta|t|^2\rho_e(E, \alpha, \mathbf{r}) \quad (13)$$

$$T_{\beta\gamma}^e = 4\pi^2\nu_\beta|t|^2\rho_i(E, \mathbf{r}, \gamma) \quad (14)$$

$$T_{\gamma\beta}^i = 4\pi^2\nu_\beta|t|^2\rho_e(E, \gamma, \mathbf{r}) \quad (15)$$

For example, transmission probability $T_{\beta\alpha}^e$ is contribution of lead α to emission current taking place through lead β and it is proportional to the injectivity of lead α to the remote point \mathbf{r} . Others can be similarly interpreted. Here ν_β is the density of states in the lead β that couple to the states at the point \mathbf{r} through the coupling parameter t . Details of this can be found in reference [2]. Eqs. 12 and 14 correspond to current drawn by the lead β while Eqs. 13 and 15 corresponds to that delivered by lead β .

For the same set up in Fig. 2 with the lead β not making an actual contact but allowing tunneling to or from the sample, we want to address the current flowing from γ to α . Series of works by Buttiker [2] give us

$$|S'_{\alpha\gamma}|^2 = |S_{\alpha\gamma}|^2 - 4\pi^2 |t|^2 \nu_\beta \rho_{l_{pd}}(E, \alpha, \mathbf{r}, \gamma) \quad (16)$$

where $S'_{\alpha\gamma}$ is the scattering matrix element for scattering from γ to α when the STM tip is drawing a current given by the second term on RHS. When the STM tip is removed by $t \rightarrow 0$ then this scattering amplitude will be $S_{\alpha\gamma}$. Now in quantum mechanics an electron coming from γ can go to the STM tip or to the lead α or can get reflected back rather randomly and there is no equation of motion for such an electron. Schrodinger equation is an equation for an ensemble of electrons and gives a probabilistic answer of $T_{\alpha\gamma} = |S_{\alpha\gamma}|^2$ completely ignoring how the individual electrons are behaving. Now it is easy to translate this problem to statistical mechanics at zero temperature where the chemical potential of the STM tip as well as that of lead α is set to zero (they are earthed) and there is no return for the electrons that go there. Chemical potential of γ being non-zero will send in an ensemble of electrons. Now in this statistical mechanical problem there will be an observable current given by $\frac{2e}{h}|S'_{\alpha\gamma}|^2$. This measurable quantity therefore directly depends on the local partial density of states. Transmission probability multiplied by a factor $\frac{2e^2}{h}$ gives the measured conductance. So $|S'_{\alpha\gamma}|^2$ and $|S_{\alpha\gamma}|^2$ are both measurable and so in relative proportions $\rho_{l_{pd}}(E, \alpha, \mathbf{r}, \gamma)$ is also measurable. Intuitively, one would think that $\rho_{l_{pd}}$ is positive definite and so the conductance in presence of the lead β is always less than that in the coherent situation. Recent works show that $\rho_{l_{pd}}$ can be designed to be negative [1] by creating Fano resonances and using this set up we can confirm its negativity.

Now in statistical mechanics we can change many parameters and study this observable current. We focus on the situation shown in Fig.3. Here the reservoirs are explicitly shown as electron reservoirs with definite chemical potentials μ_γ , μ_α and μ_β . In a situation wherein the probe β makes an actual contact with the sample we get a three probe set up and also the probe β is made like a voltage probe in the sense that its chemical potential is so adjusted that it does not draw any net current from or into the system. This leads to the celebrated Landauer-Buttiker three probe conductance given by [4]

$$G = -G_{\alpha\gamma} - \frac{G_{\alpha\beta}G_{\beta\gamma}}{G_{\beta\alpha} + G_{\beta\gamma}} \quad (17)$$

Here

$$G_{\alpha\beta} = \frac{2e^2}{h}|S_{\alpha\beta}|^2 \quad \text{for } \alpha \neq \beta \quad \text{etc.} \quad (18)$$

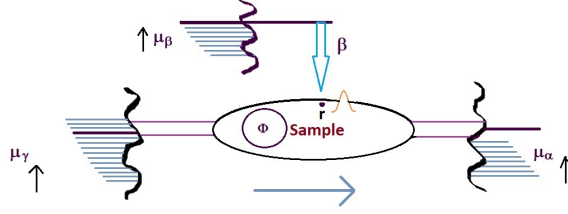


Fig. 3 The role of lead β (an STM tip) is to inject or remove electrons from the system as well as causing some decoherence. The STM tip makes an actual contact with the sample at point \mathbf{r} and μ_β is so adjusted that there is no net current flowing through the STM tip but it can still cause decoherence. At 0°K , a current flows from lead γ to lead α in the energy interval $(\mu_\gamma - \mu_\alpha)$. One can put an Aharonov-Bohm flux Φ through the sample which is very useful to separate coherent and incoherent effects.

This formula can be rewritten in terms of the hierarchy of the density of states in the following way [2].

$$G = \frac{2e^2}{h} \left(|S_{\alpha\gamma}|^2 - 4\pi^2 |t|^2 \rho_{lpd}(\alpha, \mathbf{r}, \gamma) + 4\pi^2 |t|^2 \frac{\rho_e(\alpha, \mathbf{r}) \rho_i(\mathbf{r}, \gamma)}{\rho_{ld}(\mathbf{r})} \right) \quad (19)$$

Note that in the above formula if the lead β is completely removed then $|t|^2 = 0$ and we will be left with only the first of the three terms. This is the standard two probe Landauer conductance formula. So the three terminal formula of Eqn. (17) is now restated in the form of Eqn. (19). The second term comes with a negative sign and unless ρ_{lpd} is designed to be negative, accounts for the loss of coherent electrons due to the lead β . These electrons that loose coherence are not escaping to lead β (as β is not drawing any net current and ν_β do not affect this term). This loss affects only those partial electrons that are going from γ to α coherently and hence this term depend on Aharonov-Bohm flux, reducing the overall flux dependence of G . It is proportional to the local partial density of states at the point \mathbf{r} means again it is related to only those partial electrons going from γ to α at the point \mathbf{r} .

The lost electrons are momentarily incoherent particles at the point \mathbf{r} and eventually redistribute to γ and α . The question arises what will be the ratio of this redistribution and this will again be determined by the members of the hierarchy. The contribution to G is the third term separately written below and it is in fact the incoherent contribution in the conductance from γ to α .

$$4\pi^2 |t|^2 \frac{\rho_e(\alpha, \mathbf{r}) \rho_i(\mathbf{r}, \gamma)}{\rho_{ld}(\mathbf{r})} \quad (20)$$

Note that this term consist of the product of two independent probabilities associated with two separate processes. One involving an injectivity from γ to

\mathbf{r} and the other involving emissivity from \mathbf{r} to α .

To understand the denominator in Eq. 20 let us consider the following. Total number of incoherent electrons at the point \mathbf{r} must be

$$4\pi^2|t|^2 \frac{\rho_e(\alpha, \mathbf{r})\rho_i(\mathbf{r}, \gamma)}{\rho_{ld}(\mathbf{r})} + 4\pi^2|t|^2 \frac{\rho_e(\gamma, \mathbf{r})\rho_i(\mathbf{r}, \gamma)}{\rho_{ld}(\mathbf{r})} \quad (21)$$

$$= 4\pi^2|t|^2 \frac{(\rho_e(\alpha, \mathbf{r}) + \rho_e(\gamma, \mathbf{r}))\rho_i(\mathbf{r}, \gamma)}{\rho_{ld}(\mathbf{r})} \quad (22)$$

The first term in Eq. 21 is just the term in Eq. 20 and gives the fraction of incoherent electrons at \mathbf{r} that goes to α and the second term is that which goes to γ . Which means Eq. 22 give the total incoherent electrons at the point \mathbf{r} . Given the fact that $\rho_e(\alpha, \mathbf{r}) + \rho_e(\gamma, \mathbf{r}) = \rho_{ld}(\mathbf{r})$, Eq. 22 is simply proportional to $\rho_i(\mathbf{r}, \gamma)$. This is the quantity that has to be balanced against the chemical potential of the lead β at all flux so that lead β does not draw or deliver any net current. This is a situation wherein we are at 0°K and in the regime of incident energy E being such that $\mu_\gamma > E > \mu_\alpha$. In this regime there is no injectivity from lead α .

Strangely enough if ρ_{lpd} is made negative then the second term in Eq. 19 becomes positive implying the system draws in coherent electrons to the point \mathbf{r} instead of loosing them. This can be also interpreted as loosing coherent electrons in reverse time. The same signature can also be seen from Eq. 16 which too can be experimentally verified. Also if the second term on the RHS in Eq. 19 becomes positive then $\rho_i(\mathbf{r}, \gamma)$ becomes negative which can be verified by the way one has to balance μ_β . A negative number of states accommodating negatively charged electrons can behave as a positive charge cloud. If it can attract one electron, it can also attract another electron and thus mediate an electron-electron attraction.

References

- [1] P. Singha Deo, mesoscopic route to time travel, Springer (2022); Transmitting a signal in negative time, P. Singha Deo and U. Satpathi, Results in Physics, **12** 1506 (2019); Negative partial density of states in mesoscopic systems, U. Satpathi and P. Singha Deo, Annals of physics, **375**, 491 (2016).
- [2] M. Buttiker, Time in quantum mechanics, pg 267, Springer (2001).
- [3] S. Mukherjee, M. Manninen and P. Singha Deo Physica E **44**, 62 (2011).
- [4] Electronic transport in mesoscopic systems by S. Datta, Cambridge university press (1995).