
Online Generalized Additive Model

Ying Yang and Fang Yao^{*1}

*Department of Probability and Statistics, School of Mathematical Sciences,
Center for Statistical Science, Peking University, Beijing, China*

Abstract: Additive models and generalized additive models are effective semiparametric tools for multidimensional data. In this article we propose an online smoothing backfitting method for generalized additive models with local polynomial smoothers. The main idea is to use a second order expansion to approximate the nonlinear integral equations to maximize the local quasilielihood and store the coefficients as the sufficient statistics which can be updated in an online manner by a dynamic candidate bandwidth method. The updating procedure only depends on the stored sufficient statistics and the current data block. We derive the asymptotic normality as well as the relative efficiency lower bounds of the online estimates, which provides insight into the relationship between estimation accuracy and computational cost driven by the length of candidate bandwidth sequence. Simulations and real data examples are provided to validate our findings.

Key words and phrases: Generalized additive models; Online learning; Streaming data; Efficiency

1. Introduction

Additive models (AM) and generalized additive models (GAM) are important tools in non-parametric regression for dimension reduction (Buja et al., 1989; Hastie and Tibshirani, 1990). A number of methods have been developed to fit AM and GAM, such as the classical backfitting algorithm (Buja et al., 1989; Opsomer et al., 1997; Opsomer, 2000) and the smooth backfitting (Mammen and Nielsen, 1999) for AM, the local scoring backfitting (Hastie and Tibshirani, 1990), the local likelihood (Kauermann and Opsomer, 2003) and the smooth backfitting (Yu et al., 2008) for GAM. These approaches all depend on the backfitting algorithm. Hence the computation would be costly when the sample size becomes large, which limits their applications in real world.

¹Corresponding author: Fang, Yao (fyaomath@pku.edu.cn).

In this work, we propose an online method for fitting AM and GAM which processes the data in a streaming fashion and update the model without storing the previous data. Such online methods can be used to process the out-of-memory data and output the results in real-time, and have been prevalent in machine learning and statistics. Various stochastic gradient descent problems have been extended to the streaming settings, see [Langford et al. \(2009\)](#), [Duchi and Singer \(2009\)](#), [Xiao \(2010\)](#) and [Dekel et al. \(2012\)](#). [Lin and Xi \(2011\)](#) proposed an aggregated estimating equation for generalized linear models. [Schifano et al. \(2016\)](#) studied the online predictive residual test for linear models and improved the aforementioned method of [Lin and Xi \(2011\)](#). Classification based on linear and quadratic discriminant analyses have also been studied, see [Hiraoka et al. \(2000\)](#), [Kim et al. \(2007\)](#) and [Pang et al. \(2005\)](#). Following the custom of these papers, we refer to the classical approaches using the full data as *batch* methods. To the best of our knowledge, we are the first to study AM and GAM in the online context.

We focus on the smooth backfitting method for its well-developed theoretical properties. In specific, the classical backfitting requires that the covariates are nearly independent, the local scoring estimate by [Hastie and Tibshirani \(1990\)](#) is defined implicitly and the theoretical properties are not well understood, and the local likelihood estimate by [Kauermann and Opsomer \(2003\)](#) assumes that the algorithm is convergent. In contrast, the smooth backfitting algorithm converges with theoretical guarantees and attains the oracle bias and variance when a local linear smoother is adopted with no assumption on the dependence between the covariates.

Note that AM can be viewed as a special case of GAM, i.e., a GAM with the identity link function, we focus on the latter in this work. The main idea of the classical smooth backfitting for GAM is to maximize a smoothed quasilielihood which is a natural extension of parametric quasilielihood estimation. This maximization need solve a system of nonlinear integral equations by a double iteration scheme. Each outer iteration is a linear approximation of the smoothed quasilielihood equations and is equivalent to a projection onto a Hilbert space equipped with a smoothed squared norm which is calculated by the inner loop. The main obstacle to conduct smooth backfitting online is that the estimation equations are nonlinear and there is no ad hoc statistic. We propose to use a second order expansion and store the coefficients as the sufficient statistics. These statistics depend on the data-driven bandwidth which is changing during the data collection. We employ the

dynamic candidate bandwidth method proposed by [Yang and Yao \(2021\)](#) to approximate the optimal bandwidth by a sequence of dynamic candidates and combine the corresponding statistics across blocks to update the estimate.

We derive the asymptotic normality of the proposed estimates. When compared to the batch competitors using the full data, the online estimates of the component functions have an explicit lower bound of the relative efficiency in terms of asymptotic integrated mean squared errors which is proportional to the length of candidate bandwidth sequence. This bound is the same as the one-dimensional online nonparametric regression. When the length is larger than 10, the efficiency is higher than 98%. For computational complexity, the classical batch algorithm need store and iterate $O(N_K)$ data, and our proposed method only need $O(n_K)$, where K is the number of full blocks, N_K is the full sample size up to block K and n_K is the subsample size of the K th block. In online problems, $n_K \ll N_K$, and hence the proposed online method attains desirable estimation accuracy with considerably lower computing cost.

The rest of the paper is organized as follows. In [Section 2](#), we first review the classical smooth backfitting and then present the online smooth backfitting method. We also introduce the dynamic candidate bandwidth method for kernel-based estimates and the online bandwidth selection. In [Section 3](#), we delineate the computing details as well as a detailed algorithm. In [Section 4](#), we study the asymptotic properties of the online estimates and the relative efficiency compared to the classical batch ones, and prove the convergence of the algorithm. The numerical experiments including simulations and real data applications are displayed in [Section 5](#), which further verifies the usefulness of our method.

2. Methodology

2.1 Classical smooth backfitting

Let Y be a random variable and $\mathbf{X} = (X_1, \dots, X_d)^\top$ be a random vector of dimension d . Assume that $(\mathbf{X}_1, Y_1), \dots, (\mathbf{X}_N, Y_N)$ is a random sample drawn from (\mathbf{X}, Y) . In GAM, the conditional mean of the response given a d -dimensional covariate vector $m(\mathbf{x}) = E(Y \mid \mathbf{X} = \mathbf{x})$ is modeled via a known link g by a sum of unknown component functions,

$$g(m(\mathbf{x})) = \beta_0 + \beta_1(x_1) + \dots + \beta_d(x_d). \quad (2.1)$$

By employing a suitable link g , it allows wider applicability than ordinary additive models.

We now briefly review the classical smoothed backfitting method. Let $\beta^*(\mathbf{x}) = \beta_0^* + \sum_{j=1}^d \beta_j^*(x_j)$ be the true additive function and let $\beta_{1j}^*(x_j) = h_j \beta_j'(x_j)$ for $1 \leq j \leq d$. Further denote $\boldsymbol{\beta} = (\beta, \beta_{11}, \dots, \beta_{1d})$ with $\beta(\mathbf{x}) = \beta_0 + \sum_{j=1}^d \beta_j(x_j)$, and define

$$\beta(\mathbf{u}, \mathbf{x}) = \beta(\mathbf{x}) + \sum_{j=1}^d \left(\frac{u_j - x_j}{h_j} \right) \beta_{1j}(x_j).$$

Suppose that the conditional variance is modeled as

$$\text{var}(Y | \mathbf{X} = \mathbf{x}) = V(m(\mathbf{x})) \quad (2.2)$$

for some positive function V . The smoothed quasilielihood is an estimator of the expected quasilielihood $E(Q(g^{-1}(\boldsymbol{\beta}), Y) | \mathbf{X} = \mathbf{x})$ given by

$$\widehat{SQ}(\boldsymbol{\beta}) = \int N^{-1} \sum_{i=1}^N Q(g^{-1}(\boldsymbol{\beta}(\mathbf{X}_i, \mathbf{x})), Y_i) \mathcal{K}_{\widehat{\mathbf{h}}}(\mathbf{x}, \mathbf{X}_i) d\mathbf{x},$$

where Q is the quasilielihood function with $\partial Q(m, y)/\partial m = (y - m)/V(m)$, $\mathcal{K}_{\widehat{\mathbf{h}}}(\mathbf{x}, \mathbf{X}_i) = \prod_{j=1}^d \mathcal{K}((X_{ij} - x_j)/\widehat{h}_j)$ is the kernel function and $\widehat{\mathbf{h}} = (\widehat{h}_1, \dots, \widehat{h}_d)^\top$ is the bandwidth.

Suppose that $Q(g^{-1}(\boldsymbol{\beta}), y)$ is strictly concave as a function of $\boldsymbol{\beta}$ for each y . Then $Q(g^{-1}(\boldsymbol{\beta}), y)$ satisfies that the (conditional) Bartlett identities is not monotone in $\boldsymbol{\beta}$ for every \mathbf{x} . Thus \widehat{SQ} has a unique maximizer $\widehat{\boldsymbol{\beta}}$ with probability tending to one which satisfies

$$d\widehat{SQ}(\boldsymbol{\beta}; \mathbf{f}) = 0$$

$$\text{for all } \mathbf{f} = (f, f_{11}, \dots, f_{1d}) \text{ with } f(\mathbf{x}) = f_0 + \sum_{j=1}^d f_j(x_j) \text{ and } f_{1j}(\mathbf{x}) = f_{1j}(x_j), \quad (2.3)$$

where $dSQ(\boldsymbol{\beta}; \mathbf{f})$ is the Fréchet differential of the functional SQ at $\boldsymbol{\beta}$ with increment \mathbf{f} . As discussed in Yu et al. (2008), $\widehat{\boldsymbol{\beta}}$ can be viewed as the projection of the full dimensional local linear estimator on to an appropriate Hilbert space. Specifically, let $\mathbf{X}_i(\mathbf{x}) = (1, X_{i1} - x_1, \dots, X_{id} - x_d)^\top$, $\mathbf{X}(\mathbf{x}) = (\mathbf{X}_1(\mathbf{x}), \dots, \mathbf{X}_N(\mathbf{x}))^\top$, $\mathbf{Y} = (Y_1, \dots, Y_N)^\top$ and $\mathcal{K}_N(\mathbf{x}; \widehat{\mathbf{h}}) = \text{diag}\{\mathcal{K}_{\widehat{\mathbf{h}}}(\mathbf{x}, \mathbf{X}_1), \dots, \mathcal{K}_{\widehat{\mathbf{h}}}(\mathbf{x}, \mathbf{X}_N)\}$. Let $\mathcal{F}_0 = \{\mathbf{f} = (f, f_{11}, \dots, f_{1d}) : \mathbb{R}^d \rightarrow \mathbb{R}^{d+1}\}$ and $\mathcal{F}_0(\mathbf{V})$ be the space \mathcal{F}_0 equipped with the norm

$$\|\mathbf{f}\|_{\mathbf{V}} = \left\{ \int \mathbf{f}(\mathbf{x})^\top \mathbf{V}(\mathbf{x}) \mathbf{f}(\mathbf{x}) d\mathbf{x} \right\}^{1/2}, \quad (2.4)$$

where $\mathbf{V}(\mathbf{x})$ is a $(d+1) \times (d+1)$ matrix. Define the Hilbert space

$$\mathcal{H}(\mathbf{V}) = \left\{ \mathbf{f} = (f, f_{11}, \dots, f_{1d}) \in \mathcal{F}_0(\mathbf{V}) : f(\mathbf{x}) = f_0 + \sum_{j=1}^d f_j(x_j), \text{ where} \right.$$

$$f_j : \mathbb{R} \rightarrow \mathbb{R}, f_{1j}(\mathbf{x}) = g_j(x_j), \text{ where } g_j : \mathbb{R} \rightarrow \mathbb{R}, j = 1, \dots, d \}, \quad (2.5)$$

and define $\widehat{\mathbf{V}}_N(\mathbf{x}, \widehat{\boldsymbol{\beta}}; \widehat{\mathbf{h}}) = N^{-1} \mathbf{X}(\mathbf{x}) \text{diag}[\nu_1(\mathbf{x}, \widehat{\boldsymbol{\beta}}; \widehat{\mathbf{h}}), \dots, \nu_N(\mathbf{x}, \widehat{\boldsymbol{\beta}}; \widehat{\mathbf{h}})] \mathbf{X}(\mathbf{x})^\top$, where $\nu_i(\mathbf{x}, \widehat{\boldsymbol{\beta}}; \widehat{\mathbf{h}}) = q_2(\beta(\mathbf{X}_i, \mathbf{x}), Y_{ki}) \mathcal{K}_{\widehat{\mathbf{h}}}(\mathbf{x}, \mathbf{X}_i)$. Suppose that $\widehat{\boldsymbol{\beta}}_{full}$ is the full dimensional local linear solution to $d\widehat{SQ}(\boldsymbol{\beta}; \mathbf{f}) = 0$. Then the solution of (2.3) can be viewed as the projection of full dimension local linear estimate $\widehat{\boldsymbol{\beta}}_{full}$ onto $\mathcal{H}(\widehat{\mathbf{V}}_N(\mathbf{x}, \widehat{\boldsymbol{\beta}}; \widehat{\mathbf{h}}))$.

Take the ordinary additive model as an instance, which corresponds to a GAM with the identity link, i.e., $g(x) = x$. The underlying model becomes

$$m(\mathbf{x}) = \beta(\mathbf{x}) = \beta_0 + \beta_1(x_1) + \dots + \beta_d(x_d),$$

and the full dimensional local linear estimate is

$$\widehat{m}_{full}(\mathbf{x}) = e_1^\top \left\{ \mathbf{X}(\mathbf{x})^\top \mathcal{K}_N(\mathbf{x}; \widehat{\mathbf{h}}) \mathbf{X}(\mathbf{x}) \right\}^{-1} \left\{ \mathbf{X}(\mathbf{x})^\top \mathcal{K}_N(\mathbf{x}; \widehat{\mathbf{h}}) \mathbf{Y} \right\},$$

where $\mathcal{K}_N(\mathbf{x}; \widehat{\mathbf{h}}) = \text{diag}\{\mathcal{K}_{\widehat{\mathbf{h}}}(\mathbf{x}, \mathbf{X}_1), \dots, \mathcal{K}_{\widehat{\mathbf{h}}}(\mathbf{x}, \mathbf{X}_N)\}$. With $\nu_i(\mathbf{x}, \widehat{\boldsymbol{\beta}}; \widehat{\mathbf{h}}) = \mathcal{K}_{\widehat{\mathbf{h}}}(\mathbf{x}, \mathbf{X}_i)$ and $\widehat{\mathbf{V}}_N(\mathbf{x}, \widehat{\boldsymbol{\beta}}; \widehat{\mathbf{h}})$ defined accordingly, the smooth backfitting estimate for AM is the projection of $\widehat{m}_{full}(\mathbf{x})$ onto $\mathcal{H}(\widehat{\mathbf{V}}_N(\mathbf{x}, \widehat{\boldsymbol{\beta}}; \widehat{\mathbf{h}}))$, as first studied in [Mammen and Nielsen \(1999\)](#).

2.2 Online smooth backfitting

In the online context, assume that we observe the k th data block at time k which contains $\mathbf{Y}_k = (Y_{k1}, \dots, Y_{kn_k})^\top$ and $\mathbf{X}_k = (\mathbf{X}_{k1}, \dots, \mathbf{X}_{kn_k})^\top$, where $\mathbf{X}_{ki} = (X_{ki1}, \dots, X_{kid})^\top$, and $(\mathbf{X}_{ki}, Y_{ki})$ is a random sample drawn from (\mathbf{X}, Y) for $i = 1, \dots, n_k$. Denote the current time as K and the terminal time as K_{max} which may tend to infinity. If all previous data are available, the estimated smoothed quaslikelihood by batch method is

$$\widehat{SQ}(\boldsymbol{\beta}) = \int N_K^{-1} \sum_{k=1}^K \sum_{i=1}^{n_k} Q(g^{-1}(\beta(\mathbf{X}_{ki}, \mathbf{x})), Y_{ki}) \mathcal{K}_{\widehat{\mathbf{h}}_K}(\mathbf{x}, \mathbf{X}_{ki}) d\mathbf{x}, \quad (2.6)$$

where $\widehat{\mathbf{h}}_K$ is the bandwidth selected based on K blocks. For conciseness, we introduce the following notations. Recall that n_k is the sample size of the k th data block and $N_K = \sum_{k=1}^K n_k$ is the full sample size up to time K . Denote the weight of sample size of the k th block at time K as

$$w_{k|K} = n_k / N_K. \quad (2.7)$$

For $\mathbf{h} = (h_1, \dots, h_d)^\top$ and $j = 1, \dots, d$, define the following functions,

$$G_{k0}(\boldsymbol{\beta}; \mathbf{h}) = n_k^{-1} \int \sum_{i=1}^{n_k} q_1(\beta(\mathbf{X}_{ki}, \mathbf{x}), Y_{ki}) \mathcal{K}_{\mathbf{h}}(\mathbf{x}, \mathbf{X}_{ki}) d\mathbf{x},$$

$$\begin{aligned}
 G_{kj}(\boldsymbol{\beta}; \mathbf{h}) &= n_k^{-1} \int \sum_{i=1}^{n_k} q_1(\boldsymbol{\beta}(\mathbf{X}_{ki}, \mathbf{x}), Y_{ki}) \mathcal{K}_{\mathbf{h}}(\mathbf{x}, \mathbf{X}_{ki}) d\mathbf{x}_{-j}, \\
 G_{k1j}(\boldsymbol{\beta}; \mathbf{h}) &= n_k^{-1} \int \sum_{i=1}^{n_k} q_1(\boldsymbol{\beta}(\mathbf{X}_{ki}, \mathbf{x}), Y_{ki}) \left(\frac{X_{kij} - x_j}{h_j} \right) \mathcal{K}_{\mathbf{h}}(\mathbf{x}, \mathbf{X}_{ki}) d\mathbf{x}_{-j}, \\
 \mathbf{G}_k(\boldsymbol{\beta}; \mathbf{h}) &= (G_{k0}, G_{k1}, \dots, G_{kd}, G_{k11}, \dots, G_{k1d})^\top(\boldsymbol{\beta}; \mathbf{h}), \\
 \mathbf{F}_K(\boldsymbol{\beta}; \mathbf{h}) &= \sum_{k=1}^K w_{k|K} \mathbf{G}_k(\boldsymbol{\beta}; \mathbf{h}), \tag{2.8}
 \end{aligned}$$

where $q_\ell(\beta, y)$ is the ℓ th derivative of $Q(g^{-1}(\beta), y)$ with respect to β and \mathbf{x}_{-j} denotes the vector \mathbf{x} with the j th component x_j being deleted. Define

$$\nu_{ki}(\mathbf{x}, \boldsymbol{\beta}; \mathbf{h}) = q_2(\boldsymbol{\beta}(\mathbf{X}_{ki}, \mathbf{x}), Y_{ki}) \mathcal{K}_{\mathbf{h}}(\mathbf{x}, \mathbf{X}_{ki}). \tag{2.9}$$

and

$$\mathbf{V}_K(\mathbf{x}, \boldsymbol{\beta}; \widehat{\mathbf{h}}_K) = N_K^{-1} \mathbf{X}(\mathbf{x}) \text{diag}[\nu_{11}(\mathbf{x}, \boldsymbol{\beta}; \widehat{\mathbf{h}}_K), \dots, \nu_{KN_K}(\mathbf{x}, \boldsymbol{\beta}; \widehat{\mathbf{h}}_K)] \mathbf{X}(\mathbf{x})^\top,$$

where $\mathbf{X}(\mathbf{x}) = (\mathbf{X}_{11}(\mathbf{x}), \dots, \mathbf{X}_{KN_K}(\mathbf{x}))^\top$, $\mathbf{X}_{ki}(\mathbf{x}) = (1, X_{ki1} - x_1, \dots, X_{kid} - x_d)^\top$. For uniqueness, we add a norm constrain, then with \widehat{SQ} defined in (2.6), (2.3) is equivalent to

$$\begin{aligned}
 \mathbf{F}_K(\boldsymbol{\beta}; \widehat{\mathbf{h}}_K) &= 0, \\
 \text{subject to } \langle \boldsymbol{\beta}_j, e_1 \rangle_{\mathbf{V}_K} &= \int \boldsymbol{\beta}_j^\top(\mathbf{x}) \mathbf{V}_K(\mathbf{x}; \widehat{\mathbf{h}}_K) e_1 d\mathbf{x} = 0, \tag{2.10}
 \end{aligned}$$

where $\boldsymbol{\beta}_j(\mathbf{x}) = (\beta_j(x_j), 0, \dots, 0, \beta_{1j}(x_j), 0, \dots, 0)^\top \in \mathbb{R}^{d+1}$ and $e_j \in \mathbb{R}^{d+1}$ is a vector whose j th element is 1 and the others are 0.

Solving (2.10) in an online manner is hindered by two problems. First, $\mathbf{G}_k(\boldsymbol{\beta}; \widehat{\mathbf{h}}_K)$ is nonlinear with respect to $\boldsymbol{\beta}$, and the precise statistics do not exist. We propose to use a two-order expansion of $\mathbf{G}_k(\boldsymbol{\beta}; \widehat{\mathbf{h}}_K)$ at $\widetilde{\boldsymbol{\beta}}_k$ to make the approximation, where $\widetilde{\boldsymbol{\beta}}_k$ is the estimate obtained at time k . Then the coefficients of the expansion are the statistics of interest. The second obstacle is that $\mathbf{G}_k(\boldsymbol{\beta}; \widehat{\mathbf{h}}_K)$ depends on the bandwidth $\widehat{\mathbf{h}}_K$, which varies as K tends to infinity. Storing the statistics at all $\widehat{\mathbf{h}}_K$ is prohibitive. We adopt the dynamic candidate bandwidth method proposed by Yang and Yao (2021), which generates a sequence of candidate bandwidths for each block and dynamically selects one to estimate $\widehat{\mathbf{h}}_K$. See details in Section 2.3. Denote the selected candidate of the k th block at time K as $\widetilde{\boldsymbol{\eta}}_{k|K}$ which is dynamically changing as K increases. Then $\mathbf{G}_k(\boldsymbol{\beta}; \widehat{\mathbf{h}}_K)$ is approximated by $\mathbf{G}_k(\boldsymbol{\beta}; \widetilde{\boldsymbol{\eta}}_{k|K})$.

We now present the two-order expansion of $\mathbf{G}_k(\boldsymbol{\beta}; \tilde{\boldsymbol{\eta}}_{k|K})$ (2.8). For any function $G(\boldsymbol{\beta}; \mathbf{h})$, define its two-order expansion at $\tilde{\boldsymbol{\beta}}$ as

$$T_2 G(\boldsymbol{\beta}; \mathbf{h}) \Big|_{\tilde{\boldsymbol{\beta}}} = G(\tilde{\boldsymbol{\beta}}; \mathbf{h}) + \left\{ \frac{\partial G(\tilde{\boldsymbol{\beta}}; \mathbf{h})}{\partial \tilde{\boldsymbol{\beta}}} \right\}^\top (\boldsymbol{\beta} - \tilde{\boldsymbol{\beta}}) + \frac{1}{2} (\boldsymbol{\beta} - \tilde{\boldsymbol{\beta}})^\top \left\{ \frac{\partial^2 G(\tilde{\boldsymbol{\beta}}; \mathbf{h})}{\partial \tilde{\boldsymbol{\beta}}^2} \right\} (\boldsymbol{\beta} - \tilde{\boldsymbol{\beta}}).$$

Recall that $\tilde{\boldsymbol{\beta}}_k$ is the online estimate obtained at time k . We estimate $\mathbf{F}_K(\boldsymbol{\beta}; \hat{\mathbf{h}}_K)$ by

$$\tilde{\mathbf{F}}_K \boldsymbol{\beta} = \sum_{k=1}^{K-1} w_{k|K} \cdot T_2 \mathbf{G}_k(\boldsymbol{\beta}; \tilde{\boldsymbol{\eta}}_{k|K}) \Big|_{\tilde{\boldsymbol{\beta}}_k} + w_{K|K} \cdot \mathbf{G}_K(\boldsymbol{\beta}, \tilde{\mathbf{h}}_K), \quad (2.11)$$

where \mathbf{G}_K is defined as in (2.8) and $w_{k|K}$ is defined as in (2.7). To appreciate (2.11), note that $\mathbf{G}_K(\boldsymbol{\beta}, \tilde{\mathbf{h}}_K)$ is available at time K , and $\sum_{k=1}^{K-1} w_{k|K} \cdot T_2 \mathbf{G}_k(\boldsymbol{\beta}; \tilde{\boldsymbol{\eta}}_{k|K}) \Big|_{\tilde{\boldsymbol{\beta}}_k}$ is a quadratic function of $\boldsymbol{\beta}$ whose coefficients are the aggregation of fixed block-wise statistics. Then formula (2.11) can update in a streaming manner as long as the coefficients of $\sum_{k=1}^{K-1} w_{k|K} \cdot T_2 \mathbf{G}_k(\boldsymbol{\beta}; \tilde{\boldsymbol{\eta}}_{k|K}) \Big|_{\tilde{\boldsymbol{\beta}}_k}$ are stored. Specifically, the statistics to store are the elements of

$$\Omega_K^{suff} = \left\{ \sum_{k=1}^K w_{k|K} \mathbf{T}_{k|K} : \mathbf{T}_{k|K} \in \Omega_{k|K}^{sub} \right\}, \quad (2.12)$$

where $\Omega_{k|K}^{sub}$ is the set of sub-sufficient statistics based on each block for $k = 1, \dots, K$ as follows,

$$\Omega_{k|K}^{sub} = \left\{ \mathbf{G}_K(\tilde{\boldsymbol{\beta}}_k; \tilde{\boldsymbol{\eta}}_{k|K}), \frac{\partial \mathbf{G}_K(\tilde{\boldsymbol{\beta}}_k; \tilde{\boldsymbol{\eta}}_{k|K})}{\partial \tilde{\boldsymbol{\beta}}_k}, \left(\frac{\partial \mathbf{G}_K(\tilde{\boldsymbol{\beta}}_k; \tilde{\boldsymbol{\eta}}_{k|K})}{\partial \tilde{\boldsymbol{\beta}}_k} \right)^\top \tilde{\boldsymbol{\beta}}_k, \frac{\partial^2 \mathbf{G}_K(\tilde{\boldsymbol{\beta}}_k; \tilde{\boldsymbol{\eta}}_{k|K})}{\partial (\tilde{\boldsymbol{\beta}}_k)^2}, \left(\frac{\partial^2 \mathbf{G}_K(\tilde{\boldsymbol{\beta}}_k; \tilde{\boldsymbol{\eta}}_{k|K})}{\partial (\tilde{\boldsymbol{\beta}}_k)^2} \right)^\top \tilde{\boldsymbol{\beta}}_k, (\tilde{\boldsymbol{\beta}}_k)^\top \frac{\partial^2 \mathbf{G}_K(\tilde{\boldsymbol{\beta}}_k; \tilde{\boldsymbol{\eta}}_{k|K})}{\partial (\tilde{\boldsymbol{\beta}}_k)^2} \tilde{\boldsymbol{\beta}}_k \right\}. \quad (2.13)$$

We mention that in (2.12), $\{\mathbf{T}_{k|K}\}_{k=1}^K$ are of the same form except the index k .

Recall that $\tilde{\boldsymbol{\beta}}_K$ is the estimate at time K , i.e., the solution to $\tilde{\mathbf{F}}_K \boldsymbol{\beta} = 0$. It is proved in Theorem 1 of Section 4 that $\tilde{\boldsymbol{\beta}}_K$ converges to $\boldsymbol{\beta}^*$ as $K \rightarrow \infty$. Note that $\boldsymbol{\beta}$ can not be solved explicitly from $\tilde{\mathbf{F}}_K \boldsymbol{\beta} = 0$, we propose to use the linear approximation, i.e., the updating equation at time K for computing the m th iteration estimate $\tilde{\boldsymbol{\beta}}_K^{(m)}$ is given by

$$0 = \tilde{\mathbf{F}}_K \boldsymbol{\beta}^{(m-1)} + \tilde{\mathbf{F}}_K'(\boldsymbol{\beta}^{(m-1)}) (\boldsymbol{\beta} - \boldsymbol{\beta}^{(m-1)}). \quad (2.14)$$

The computing details and an implemented algorithm are presented in Section 3. It is proved in Theorem 4 and 5 of Section 4 that $\tilde{\boldsymbol{\beta}}_K^{(m)}$ converges to $\tilde{\boldsymbol{\beta}}_K$ as $m \rightarrow \infty$.

2.3 Dynamic candidate method

We mention that statistics in $\Omega_{k|K}^{sub}$ (2.13) and Ω_K^{suff} (2.12) depend on the pseudo-bandwidths $\{\tilde{\boldsymbol{\eta}}_{k|K}\}_{k=1}^K$. For each k , $\tilde{\boldsymbol{\eta}}_{k|K}$ is selected from the candidate bandwidth sequence $\{\boldsymbol{\eta}_{k\ell}\}_{\ell=1}^L$ where $\boldsymbol{\eta}_{k\ell} = (\eta_{k1\ell}, \dots, \eta_{kd\ell})^\top$. Now we introduce the selection rule. Let $\tilde{\boldsymbol{h}}_k$ be the estimated optimal bandwidth based on the asymptotic behavior of the proposed online method at time k , which decreases with respect to k and is given explicitly in (2.23) of Section 2.4. It is proved in Theorem 2 of Section 4 that $\tilde{\boldsymbol{h}}_k$ is quite close to $\hat{\boldsymbol{h}}_k$. We set $\eta_{kj1} = \tilde{h}_{kj}$ and $\eta_{kj1} > \eta_{kj2} > \dots > \eta_{kjL}$ for $j = 1, \dots, d$. The explicit expression of $\eta_{kj\ell}$ is given in (4.36) of Section 4.

We begin with computing the sets of sub-sufficient statistics with candidate bandwidths $\{\boldsymbol{\eta}_{K\ell}\}_{\ell=1}^L$ for the K th data block, denoted by $\{\Omega_{K\ell}^{sub}\}_{\ell=1}^L$, i.e.,

$$\Omega_{K\ell}^{sub} = \left\{ \mathbf{G}_K(\tilde{\boldsymbol{\beta}}_K; \boldsymbol{\eta}_{K\ell}), \frac{\partial \mathbf{G}_K(\tilde{\boldsymbol{\beta}}_K; \boldsymbol{\eta}_{K\ell})}{\partial \tilde{\boldsymbol{\beta}}_K}, \left(\frac{\partial \mathbf{G}_K(\tilde{\boldsymbol{\beta}}_K; \boldsymbol{\eta}_{K\ell})}{\partial \tilde{\boldsymbol{\beta}}_K} \right)^\top \tilde{\boldsymbol{\beta}}_K, \frac{\partial^2 \mathbf{G}_K(\tilde{\boldsymbol{\beta}}_K; \boldsymbol{\eta}_{K\ell})}{\partial (\tilde{\boldsymbol{\beta}}_K)^2}, \left(\frac{\partial^2 \mathbf{G}_K(\tilde{\boldsymbol{\beta}}_K; \boldsymbol{\eta}_{K\ell})}{\partial (\tilde{\boldsymbol{\beta}}_K)^2} \right)^\top \tilde{\boldsymbol{\beta}}_K, (\tilde{\boldsymbol{\beta}}_K)^\top \frac{\partial^2 \mathbf{G}_K(\tilde{\boldsymbol{\beta}}_K; \boldsymbol{\eta}_{K\ell})}{\partial (\tilde{\boldsymbol{\beta}}_K)^2} \tilde{\boldsymbol{\beta}}_K \right\}. \quad (2.15)$$

We remark that $\Omega_{k|K}^{sub}$ (2.13) is dynamically selected from $\{\Omega_{k\ell}^{sub}\}_{\ell=1}^L$ according to $\tilde{\boldsymbol{\eta}}_{k|K}$ for each k . For notation conciseness, let $\tilde{\boldsymbol{T}}_{K\ell}$ be any element of $\Omega_{K\ell}^{sub}$. Then the combined statistic $\tilde{\boldsymbol{T}}_{K\ell}^C$ is updated as follows,

$$\tilde{\boldsymbol{T}}_{K\ell}^C(x) = (1 - w_{K|K}) \tilde{\boldsymbol{T}}_{K-1, j_{K\ell}}^C(x) + w_{K|K} \tilde{\boldsymbol{T}}_{K\ell}(x), \quad (2.16)$$

where $w_{K|K}$ is the ratio of subsample size and the full sample size defined as in (2.12) and the index $j_{K\ell}$ is defined later. To update $j_{K\ell}$ in an online fashion, we define the centroids $\{\boldsymbol{\phi}_{K\ell}\}_{\ell=1}^L$ as the weighted averages of all previous candidate bandwidths whose sub-sufficient statistics are aggregated, i.e.,

$$\boldsymbol{\phi}_{K\ell} = (1 - w_{K|K}) \boldsymbol{\phi}_{K-1, j_{K\ell}} + w_{K|K} \boldsymbol{\eta}_{K\ell}. \quad (2.17)$$

Then the index of $j_{K\ell}$ is defined as follows,

$$j_{K\ell} = \operatorname{argmin}_{i \in \{1, 2, \dots, L\}} \|\boldsymbol{\eta}_{K\ell} - \boldsymbol{\phi}_{K-1, i}\|_1, \quad (2.18)$$

where the norm $\|\mathbf{u} - \mathbf{v}\|_1 = \sum_{j=1}^d |u_j - v_j|$. Define

$$\Omega_{K,\ell}^{suff} = \left\{ \tilde{\boldsymbol{T}}_{K\ell}^C : \tilde{\boldsymbol{T}}_{K\ell}^C \text{ is updated as (2.16) based on } \{\Omega_{K\ell}^{sub}\}_{K\ell} \right\}. \quad (2.19)$$

With (2.17) and (2.18), the statistic $\tilde{\mathbf{T}}_{K\ell}^C(x)$ employs the bandwidths closest to $\boldsymbol{\eta}_{K\ell}$ for all previous blocks (on average), as illustrated in Figure 1, also see details in Yang and Yao (2021). Note that $\boldsymbol{\eta}_{K\ell} = \tilde{\mathbf{h}}_K$, Ω_K^{suff} in (2.12) satisfies that $\Omega_K^{suff} = \Omega_{K1}^{suff}$. We emphasize that the algorithm only need store L sets of statistics $\{\Omega_{K,\ell}^{suff}\}_{\ell=1}^L$ and L candidate bandwidths $\{\boldsymbol{\eta}_{K\ell}\}_{\ell=1}^L$ throughout the procedure.

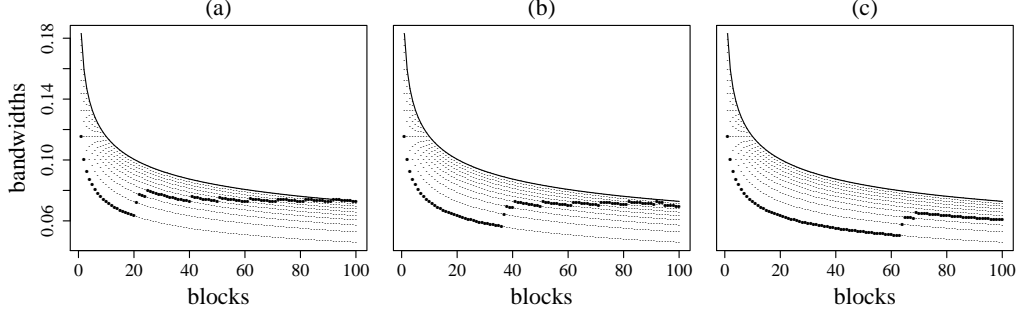


Figure 1: A sketch for the dynamic candidate bandwidth method with $L = 10$ and $K = 100$ for the j th component, where the vertical dot series represent the dynamic candidate sequences $\{\eta_{kj\ell}\}_{\ell=1}^L$, $k = 1, 2, \dots, K$, the bold points are the bandwidths used in $\Omega_{K\ell}^{suff}$ whose weighted average is the centroid $\phi_{Kj\ell}$ with $\ell = 1, 3, 7$ corresponding to (a)-(c), and the solid line by connecting the largest values at each block corresponding to the online bandwidth estimates \tilde{h}_{kj} , $k = 1, 2, \dots, K$.

2.4 Bandwidth selection

We finally introduce the selection of $\tilde{\mathbf{h}}_K = (\tilde{h}_{K1}, \dots, \tilde{h}_{Kd})^\top$. Denote

$$\sigma_j^2(x_j) = E\{V(m^*(\mathbf{X}))^{-1}g'(m^*(\mathbf{X}))^{-2} \mid X_j = x_j\}^{-1}. \quad (2.20)$$

Let $p(\mathbf{x})$ be the density function of \mathbf{X} , and for $j = 1, \dots, d$, the marginal density is $p_j(x_j) = \int p(\mathbf{x})d\mathbf{x}_{-j}$. From Yu et al. (2008), one obtain the optimal bandwidth based on asymptotic integrated mean squared error at time K is

$$h_{Kj}^* = C(\mathcal{K}) \left\{ \frac{\sigma_j^2}{\theta_j N_K} \right\}^{\frac{1}{5}}, \quad (2.21)$$

where $C(\mathcal{K}) = \{R(\mathcal{K})/\mu_2(\mathcal{K})^2\}^{1/5}$ is a constant depends on the kernel function K with $R(\mathcal{K}) = \int \mathcal{K}(x)^2 dx$ and $\mu_2(\mathcal{K}) = \int x^2 \mathcal{K}(x) dx$,

$$\sigma_j^2 = \int \sigma_j^2(x) dx, \quad \theta_j = \int \{(\beta_j^*)''(x)\}^2 p_j(x) dx. \quad (2.22)$$

The online estimation of optimal bandwidth at time K for the j th component is

$$\tilde{h}_{Kj} = C(\mathcal{K}) \left\{ \frac{\tilde{\sigma}_{Kj}^2}{\tilde{\theta}_{Kj} N_K} \right\}^{\frac{1}{5}}, \quad (2.23)$$

where $\tilde{\theta}_{Kj}$ and $\tilde{\sigma}_{Kj}^2$ are the online estimates of θ_j and σ_j^2 , respectively.

We suggest to use pilot estimates adopting the online method to approximate the unknown integral θ_j and the variance σ_j^2 for each $j = 1, \dots, d$. Specifically, for σ_j^2 , first fit another pilot online GAM with local linear smoother and candidate bandwidth sequence $\{\eta_{kjl}^\sigma\}_{\ell=1}^{L'}$, $k = 1, 2, \dots, K$. Denote the corresponding estimate of β_j^* by $\tilde{\beta}_{Kj}^\sigma$ and estimate of p_j by $\tilde{p}_{Kj} = \int e_1^\top \{\mathbf{X}(\mathbf{x})^\top \mathcal{K}_N(\mathbf{x}; \hat{\mathbf{h}}) \mathbf{X}(\mathbf{x})\} e_1 d\mathbf{x}_{-j}$. Then plug $\tilde{\beta}_{Kj}^\sigma$ in (2.20) to obtain $\tilde{\sigma}_{Kj}^2$. For θ_j , fit an online GAM with local quadratic smoother and candidate bandwidth sequence $\{\eta_{kjl}^\theta\}_{\ell=1}^{L'}$ to obtain the estimate $\tilde{\beta}_{Kj}''$, and integrate $\tilde{\beta}_{Kj}'' \tilde{p}_{Kj}$ to obtain $\tilde{\theta}_{Kj}$. We now present the selection of $\{\eta_{kjl}^\sigma\}_{\ell=1}^{L'}$ and $\{\eta_{kjl}^\theta\}_{\ell=1}^{L'}$. As discussed in Yu et al. (2008), for local polynomials of different orders, the optimal bandwidths of GAM solved by smooth backfitting are of the same order as the one-dimensional case. The optimal bandwidths for estimating θ_j and σ_j^2 are $h_{Kj}^{\theta^*} = G_j^* N_K^{-1/7}$ and $h_{Kj}^{\sigma^*} = R_j^* N_K^{-2/9}$, respectively, where R_j^* and G_j^* involve unknown quantities depending on β^* . We derive in Theorem 2 of Section 4 that when the estimated bandwidths satisfy

$$h_{Kj}^\theta = G N_K^{-1/7}, \quad h_{Kj}^\sigma = R N_K^{-1/5}, \quad G = O(1), \quad R = O(1), \quad (2.24)$$

and the corresponding candidates satisfy

$$\begin{aligned} \eta_{Kj1}^\theta &= h_{Kj}^\theta, \quad \eta_{Kj1}^\theta > \dots > \eta_{KjL}^\theta, \\ \eta_{Kj1}^\sigma &= h_{Kj}^\sigma, \quad \eta_{Kj1}^\sigma > \dots > \eta_{KjL}^\sigma, \end{aligned} \quad (2.25)$$

the estimate \tilde{h}_{Kj} attains the same convergence rate $N_K^{2/7}$ as its batch competitor. Based on extensive numerical experiments, we recommend to set G and R between 0.5 and 1.

3. Computational Details

To get an explicit form of the updating equation (2.14), define the following weights besides ν_{ki} in (2.9),

$$\begin{aligned} u_{ki}(\mathbf{x}, \boldsymbol{\beta}; \boldsymbol{\eta}_{k\ell}) &= q_1(\beta(\mathbf{X}_{ki}, \mathbf{x}), Y_{ki}; \boldsymbol{\eta}_{k\ell}) \mathcal{K}_{\boldsymbol{\eta}_{k\ell}}(\mathbf{x}, \mathbf{X}_{ki}), \\ \omega_{ki}(\mathbf{x}, \boldsymbol{\beta}; \boldsymbol{\eta}_{k\ell}) &= q_3(\beta(\mathbf{X}_{ki}, \mathbf{x}), Y_{ki}; \boldsymbol{\eta}_{k\ell}) \mathcal{K}_{\boldsymbol{\eta}_{k\ell}}(\mathbf{x}, \mathbf{X}_{ki}). \end{aligned} \quad (3.26)$$

Then let $\mathbf{X}_k(\mathbf{x}) = (\mathbf{X}_{k1}(\mathbf{x}), \dots, \mathbf{X}_{kn_k}(\mathbf{x}))^\top$, where $\mathbf{X}_{ki}(\mathbf{x}) = (1, X_{ki1} - x_1, \dots, X_{kid} - x_d)^\top$ for $i = 1, \dots, n_k$, and

$$\begin{aligned} \mathbf{D}_{u,k}(\mathbf{x}, \boldsymbol{\beta}; \boldsymbol{\eta}_{k\ell}) &= \text{diag}[u_{k1}(\mathbf{x}, \boldsymbol{\beta}; \boldsymbol{\eta}_{k\ell}), \dots, u_{kn_k}(\mathbf{x}, \boldsymbol{\beta}; \boldsymbol{\eta}_{k\ell})], \\ \mathbf{D}_{\nu,k}(\mathbf{x}, \boldsymbol{\beta}; \boldsymbol{\eta}_{k\ell}) &= \text{diag}[\nu_{k1}(\mathbf{x}, \boldsymbol{\beta}; \boldsymbol{\eta}_{k\ell}), \dots, \nu_{kn_k}(\mathbf{x}, \boldsymbol{\beta}; \boldsymbol{\eta}_{k\ell})], \\ \mathbf{D}_{\omega,k}(\mathbf{x}, \boldsymbol{\beta}; \boldsymbol{\eta}_{k\ell}) &= \text{diag}[\omega_{k1}(\mathbf{x}, \boldsymbol{\beta}; \boldsymbol{\eta}_{k\ell}), \dots, \omega_{kn_k}(\mathbf{x}, \boldsymbol{\beta}; \boldsymbol{\eta}_{k\ell})]. \end{aligned}$$

With the above notations, define the following functions to generate the sub-sufficient statistics,

$$\begin{aligned} \mathbf{U}_k(\mathbf{x}, \boldsymbol{\beta}; \boldsymbol{\eta}_{k\ell}) &= n_k^{-1} \mathbf{X}_k(\mathbf{x})^\top \mathbf{D}_{u,k}(\mathbf{x}, \boldsymbol{\beta}; \boldsymbol{\eta}_{k\ell}) \mathbf{X}_k(\mathbf{x}), \\ \mathbf{V}_k(\mathbf{x}, \boldsymbol{\beta}; \boldsymbol{\eta}_{k\ell}) &= n_k^{-1} \mathbf{X}_k(\mathbf{x})^\top \mathbf{D}_{\nu,k}(\mathbf{x}, \boldsymbol{\beta}; \boldsymbol{\eta}_{k\ell}) \mathbf{X}_k(\mathbf{x}), \\ \mathbf{W}_k(\mathbf{x}, \boldsymbol{\beta}; \boldsymbol{\eta}_{k\ell}) &= n_k^{-1} \mathbf{X}_k(\mathbf{x})^\top \mathbf{D}_{\omega,k}(\mathbf{x}, \boldsymbol{\beta}; \boldsymbol{\eta}_{k\ell}) \mathbf{X}_k(\mathbf{x}), \\ \mathbf{S}_{kj}(\mathbf{x}, \boldsymbol{\beta}; \boldsymbol{\eta}_{k\ell}) &= \mathbf{W}_k(\mathbf{x}, \boldsymbol{\beta}; \boldsymbol{\eta}_{k\ell}) \text{diag}[(X_{k1j} - x_j), \dots, (X_{kn_kj} - x_j)], \end{aligned} \quad (3.27)$$

where $j = 1, \dots, d$. Then the sub-sufficient statistics evaluated at $\tilde{\boldsymbol{\eta}}_{k\ell}$ for the k th block are

$$\begin{aligned} \tilde{\mathbf{U}}_{k\ell} &= \mathbf{U}_k(\mathbf{x}, \tilde{\boldsymbol{\beta}}_k; \boldsymbol{\eta}_{k\ell}), \quad \tilde{\mathbf{V}}_{k\ell} = \mathbf{V}_k(\mathbf{x}, \tilde{\boldsymbol{\beta}}_k; \boldsymbol{\eta}_{k\ell}), \\ \tilde{\mathbf{W}}_{k\ell} &= \mathbf{W}_k(\mathbf{x}, \tilde{\boldsymbol{\beta}}_k; \boldsymbol{\eta}_{k\ell}), \quad \tilde{\mathbf{S}}_{kj,\ell} = \mathbf{S}_{kj}(\mathbf{x}, \tilde{\boldsymbol{\beta}}_k; \boldsymbol{\eta}_{k\ell}), \\ \tilde{\mathbf{V}}\tilde{\mathbf{b}}_{k\ell} &= \mathbf{V}_{k\ell}\tilde{\boldsymbol{\beta}}_k, \quad \tilde{\mathbf{W}}\tilde{\mathbf{b}}_{k\ell} = \mathbf{W}_{k\ell}\tilde{\boldsymbol{\beta}}_k, \quad \tilde{\mathbf{b}}\tilde{\mathbf{W}}\tilde{\mathbf{b}}_{k\ell} = (\tilde{\boldsymbol{\beta}}_k)^\top \mathbf{W}_{k\ell}\tilde{\boldsymbol{\beta}}_k, \\ \tilde{\mathbf{S}}\tilde{\mathbf{b}}_{kj,\ell} &= \mathbf{S}_{k\ell}\tilde{\boldsymbol{\beta}}_k, \quad \tilde{\mathbf{b}}\tilde{\mathbf{S}}\tilde{\mathbf{b}}_{kj,\ell} = (\tilde{\boldsymbol{\beta}}_k)^\top \mathbf{S}_{k\ell}\tilde{\boldsymbol{\beta}}_k, \end{aligned}$$

i.e., we have the equivalent expression for $\Omega_{k\ell}^{sub}$ (2.15) for $\ell = 1, \dots, L$,

$$\Omega_{k\ell}^{sub} = \{\tilde{\mathbf{U}}_{k\ell}, \tilde{\mathbf{V}}_{k\ell}, \tilde{\mathbf{W}}_{k\ell}, \tilde{\mathbf{V}}\tilde{\mathbf{b}}_{k\ell}, \tilde{\mathbf{W}}\tilde{\mathbf{b}}_{k\ell}, \tilde{\mathbf{b}}\tilde{\mathbf{W}}\tilde{\mathbf{b}}_{k\ell}, \tilde{\mathbf{S}}\tilde{\mathbf{b}}_{kj,\ell}, \tilde{\mathbf{b}}\tilde{\mathbf{S}}\tilde{\mathbf{b}}_{kj,\ell} : j = 1, \dots, d\}. \quad (3.28)$$

For any element of $\Omega_{k\ell}^{sub}$, the corresponding aggregated version is defined the same as in (2.16), and $\Omega_{K-1,\ell}^{suff}$ (2.19) can be expressed as follows,

$$\Omega_{K-1,\ell}^{suff} = \{\tilde{\mathbf{U}}_{K-1,\ell}, \tilde{\mathbf{V}}_{K-1,\ell}, \tilde{\mathbf{V}}\tilde{\mathbf{b}}_{K-1,\ell}, \tilde{\mathbf{W}}_{K-1,\ell}, \tilde{\mathbf{W}}\tilde{\mathbf{b}}_{K-1,\ell}, \tilde{\mathbf{b}}\tilde{\mathbf{W}}\tilde{\mathbf{b}}_{K-1,\ell},$$

$$\{\tilde{\mathbf{S}}_{K-1,j\ell}, \tilde{\mathbf{S}}\mathbf{b}_{K-1,j\ell}, \tilde{\mathbf{b}}\tilde{\mathbf{S}}\mathbf{b}_{K-1,j\ell} : j = 1, \dots, d\}. \quad (3.29)$$

Note that at time K , $\mathbf{U}_K(\mathbf{x}, \boldsymbol{\beta}; \tilde{\mathbf{h}}_K)$ is aggregated with $\tilde{\mathbf{U}}_{K-1,j_{K1}}$ to calculate $\tilde{\boldsymbol{\beta}}_K$, where $j_{K\ell}$ are defined as in (2.18). For conciseness, we omit the subscript “ $K-1, j_{K1}$ ” in the following description of the update procedure (for example, $\tilde{\mathbf{U}} = \tilde{\mathbf{U}}_{K-1,j_{K1}}$). Further define

$$\begin{aligned} \mathbf{D}_1^V(\boldsymbol{\beta}) &= \tilde{\mathbf{V}}\boldsymbol{\beta} - \tilde{\mathbf{V}}\mathbf{b}, \quad \mathbf{D}_1^W(\boldsymbol{\beta}) = \tilde{\mathbf{W}}\boldsymbol{\beta} - \tilde{\mathbf{W}}\mathbf{b}, \quad \mathbf{D}_1^{S_j} = \tilde{\mathbf{S}}_j\boldsymbol{\beta} - \tilde{\mathbf{S}}_j\mathbf{b}_j, \\ \mathbf{D}_2^W(\boldsymbol{\beta}) &= \boldsymbol{\beta}^\top \tilde{\mathbf{W}}\boldsymbol{\beta} - 2\boldsymbol{\beta}^\top \tilde{\mathbf{W}}\mathbf{b} + \mathbf{b}^\top \tilde{\mathbf{W}}\mathbf{b}, \quad \mathbf{D}_2^{S_j}(\boldsymbol{\beta}) = \boldsymbol{\beta}^\top \tilde{\mathbf{S}}_j\boldsymbol{\beta} - 2\boldsymbol{\beta}^\top \tilde{\mathbf{S}}_j\mathbf{b}_j + \mathbf{b}_j^\top \tilde{\mathbf{S}}_j\mathbf{b}_j, \end{aligned}$$

which are available functions of $\boldsymbol{\beta}$ with $\Omega_{K-1,j_{K1}}^{suff}$ stored. Let \tilde{V}_{pq} be the $(p+1, q+1)$ th element of the matrix $\tilde{\mathbf{V}} = \tilde{\mathbf{V}}_{K-1,j_{K1}}$, and $\hat{V}_{K,pq}^{(m-1)}$ be the $(p+1, q+1)$ th element of the matrix $\hat{\mathbf{V}}_K(\mathbf{x}, \boldsymbol{\beta}^{(m-1)}; \tilde{\mathbf{h}}_K)$. Define the following matrices of the K th block

$$\hat{\mathbf{M}}_{K,j}^{(m-1)} = \begin{bmatrix} \hat{V}_{K,00}^{(m-1)} & \hat{V}_{K,0j}^{(m-1)} \\ \hat{V}_{K,0j}^{(m-1)} & \hat{V}_{K,jj}^{(m-1)} \end{bmatrix}, \quad \hat{\mathbf{M}}_{K,jl}^{(m-1)} = \begin{bmatrix} \hat{V}_{K,00}^{(m-1)} & \hat{V}_{K,0l}^{(m-1)} \\ \hat{V}_{K,0j}^{(m-1)} & \hat{V}_{K,jl}^{(m-1)} \end{bmatrix},$$

and the approximated version of previous blocks can be expressed as

$$\begin{aligned} \tilde{\mathbf{M}}_{K-1,j}^{(m-1)} &= \begin{bmatrix} \tilde{V}_{00} + e_1^\top \mathbf{D}_1^W(\boldsymbol{\beta}^{(m-1)}) & \tilde{V}_{0j} + e_{j+1}^\top \mathbf{D}_1^W(\boldsymbol{\beta}^{(m-1)}) \\ \tilde{V}_{0j} + e_1^\top \mathbf{D}_1^{S_j}(\boldsymbol{\beta}^{(m-1)}) & \tilde{V}_{jj} + e_{j+1}^\top \mathbf{D}_1^{S_j}(\boldsymbol{\beta}^{(m-1)}) \end{bmatrix}, \\ \tilde{\mathbf{M}}_{K-1,jl}^{(m-1)} &= \begin{bmatrix} \tilde{V}_{00} + e_1^\top \mathbf{D}_1^W(\boldsymbol{\beta}^{(m-1)}) & \tilde{V}_{0l} + e_{\ell+1}^\top \mathbf{D}_1^W(\boldsymbol{\beta}^{(m-1)}) \\ \tilde{V}_{0j} + e_1^\top \mathbf{D}_1^{S_j}(\boldsymbol{\beta}^{(m-1)}) & \tilde{V}_{jl} + e_{\ell+1}^\top \mathbf{D}_1^{S_j}(\boldsymbol{\beta}^{(m-1)}) \end{bmatrix}, \end{aligned}$$

which depend only on the current value $\boldsymbol{\beta}^{(m-1)}$ and the stored statistics. Further define the aggregations

$$\begin{aligned} \tilde{\mathbf{M}}_{K,j}^{(m-1)} &= \int \left\{ (1 - w_{K|K}) \tilde{\mathbf{M}}_{K-1,j}^{(m-1)} + w_{K|K} \hat{\mathbf{M}}_{K,j}^{(m-1)} \right\} d\mathbf{x}_{-j}, \\ \tilde{\mathbf{M}}_{K,jl}^{(m-1)} &= \int \left\{ (1 - w_{K|K}) \tilde{\mathbf{M}}_{K-1,jl}^{(m-1)} + w_{K|K} \hat{\mathbf{M}}_{K,jl}^{(m-1)} \right\} d\mathbf{x}_{-(j,l)}. \end{aligned}$$

Then the outer iteration is

$$\begin{aligned} \xi_0^{(m)} &= - \left[\int \left\{ (1 - w_{K|K}) \left(\tilde{V}_{00} + e_1^\top \mathbf{D}_1^W(\boldsymbol{\beta}^{(m-1)}) \right) \xi + w_{K|K} \hat{V}_{K,00}^{(m-1)} \right\} d\mathbf{x} \right]^{-1} \\ &\quad \times \int \left\{ (1 - w_{K|K}) \left(\tilde{\mathbf{U}}_{00} + e_1^\top \mathbf{D}_1^V(\boldsymbol{\beta}^{(m-1)}) + \mathbf{D}_2^W(\boldsymbol{\beta}^{(m-1)}) \right) + w_{K|K} \hat{\mathbf{U}}_{K,00}^{(m-1)} \right\} d\mathbf{x}, \\ \tilde{\mathbf{M}}_{K,j}^{(m-1)} \begin{bmatrix} \xi_j^{(m)}(x_j) \\ \xi_{1j}^{(m)}(x_j) \end{bmatrix} &= \begin{bmatrix} \tilde{\xi}_j^{(m)}(x_j) \\ \tilde{\xi}_{1j}^{(m)}(x_j) \end{bmatrix} - \xi_0^{(m)} \tilde{\mathbf{M}}_{K,j}^{(m-1)} e_1 - \int \sum_{\ell \neq j} \tilde{\mathbf{M}}_{K,jl}^{(m-1)} \begin{bmatrix} \xi_\ell^{(m)}(x_\ell) \\ \xi_{1\ell}^{(m)}(x_\ell) \end{bmatrix} d\mathbf{x}_\ell, \end{aligned} \quad (3.30)$$

where

$$\begin{aligned}\tilde{\zeta}_j^{(m)}(x_j) &= - \int \left\{ (1 - w_{K|K}) \left(\tilde{U}_{00} + e_1^\top \mathbf{D}_1^V(\boldsymbol{\beta}^{(m-1)}) + \mathbf{D}_2^W(\boldsymbol{\beta}^{(m-1)}) \right) + w_{K|K} \hat{U}_{K,00}^{(m-1)} \right\} d\mathbf{x}_{-j}, \\ \tilde{\zeta}_{1j}^{(m)}(x_j) &= - \int \left\{ (1 - w_{K|K}) \left(\tilde{U}_{0j} + e_{j+1}^\top \mathbf{D}_1^V(\boldsymbol{\beta}^{(m-1)}) + \mathbf{D}_2^{S_j}(\boldsymbol{\beta}^{(m-1)}) \right) + w_{K|K} \hat{U}_{K,0j}^{(m-1)} \right\} d\mathbf{x}_{-j}.\end{aligned}\tag{3.31}$$

Let \tilde{U}_{pq} be the $(p+1, q+1)$ th elements of the matrix $\tilde{\mathbf{U}}$. For the norm constrain, define

$$c_j^{(m)} = \left\{ \int \left((1 - w_{K|K}) \tilde{V}_{00}^{(m-1)} + w_{K|K} \hat{V}_{K,00}^{(m-1)} \right) d\mathbf{x} \right\}^{-1} \times \left\{ \int \hat{A}_j^{(m-1)} dx_j \right\}, \tag{3.32}$$

where

$$\begin{aligned}\hat{A}_j^{(m-1)}(x_j) &= \int \left\{ (1 - w_{K|K}) \tilde{V}_{00} + w_{K|K} \hat{V}_{K,00}^{(m-1)} \right\} d\mathbf{x}_{-j} \times \xi_j^{(m-1)}(x_j) \\ &\quad + \int \left\{ (1 - w_{K|K}) \tilde{V}_{0j} + w_{K|K} \hat{V}_{K,0j}^{(m-1)} \right\} d\mathbf{x}_{-j} \times \xi_{1j}^{(m-1)}(x_j).\end{aligned}$$

Then, it can be shown that the updating equation (2.14) is equivalent to

$$\begin{aligned}\tilde{\beta}_0^{(m)} &= \tilde{\beta}_0^{(m-1)} + \tilde{\xi}_0^{(m)} + \sum_{j=1}^d c_j^{(m)}, \\ \tilde{\beta}_j^{(m)} &= \tilde{\beta}_j^{(m-1)} + \tilde{\xi}_j^{(m)} - c_j^{(m)}, j = 1, \dots, d, \\ \tilde{\beta}_{1j}^{(m)} &= \tilde{\beta}_{1j}^{(m-1)} + \tilde{\xi}_{1j}^{(m)}, j = 1, \dots, d.\end{aligned}\tag{3.33}$$

Equation (3.30) is solved by the following inner iteration, and the updating for the j th component of the r th iteration cycle is given by

$$\begin{aligned}\tilde{\mathbf{M}}_{K,j}^{(m-1)} \begin{bmatrix} \xi_j^{[m,r]}(x_j) \\ \xi_{1j}^{[m,r]}(x_j) \end{bmatrix} &= \begin{bmatrix} \tilde{\zeta}_j^{(m)}(x_j) \\ \tilde{\zeta}_{1j}^{(m)}(x_j) \end{bmatrix} - \xi_0^{(m)} \tilde{\mathbf{M}}_{K,j}^{(m-1)} e_1 - \int \sum_{\ell < j} \tilde{\mathbf{M}}_{K,j\ell}^{(m-1)} \begin{bmatrix} \xi_\ell^{[m,r]}(x_\ell) \\ \xi_{1\ell}^{[m,r]}(x_\ell) \end{bmatrix} d\mathbf{x}_\ell \\ &\quad - \int \sum_{\ell > j} \tilde{\mathbf{M}}_{K,j\ell}^{(m-1)} \begin{bmatrix} \xi_\ell^{[m,r-1]}(x_\ell) \\ \xi_{1\ell}^{[m,r-1]}(x_\ell) \end{bmatrix} d\mathbf{x}_\ell,\end{aligned}\tag{3.34}$$

An implementation is given in Algorithm 1. It is proved in Theorem 4 and 5 of Section 4 that this double cycle algorithm converges to the solution of $\tilde{\mathbf{F}}_K \boldsymbol{\beta} = 0$ under regular conditions.

Algorithm 1: Online GAM algorithm

```
while  $K \leq K_{max}$  do
   $\beta^{(0)} = \tilde{\beta}_{K-1}$ ;
  compute  $\tilde{h}_K$  and  $\eta_{K\ell}$  as in (2.23) and (4.36), respectively;
  compute  $j_{K\ell}$  as in (2.18);
   $m \leftarrow 1$ ;
  while not converge do
    compute  $\hat{U}_k(\mathbf{x}, \beta^{(m-1)}; \tilde{h}_K)$ ,  $\hat{V}_k(\mathbf{x}, \beta^{(m-1)}; \tilde{h}_K)$  and  $\hat{W}_k(\mathbf{x}, \beta^{(m-1)}; \tilde{h}_K)$ 
      as in (3.27);
     $r \leftarrow 1$ ;
    while not converge do
      update (3.34) based on statistics in  $\Omega_{K-1, j_{K1}}^{suff}$ ;
       $r \leftarrow r + 1$ ;
    end
    compute  $c_j^{(m)}$  and  $\beta^{(m)}$  as in (3.32) and (3.33), respectively;
     $m \leftarrow m + 1$ ;
  end
   $\tilde{\beta}_K \leftarrow \beta^{(m)}$ ;
   $K \leftarrow K + 1$ ;
  update the stored set of statistics  $\{\Omega_{K-1, \ell}^{suff}\}_{\ell=1}^L$  as in (3.29);
end
```

4. Theoretical Analysis

We impose the following assumptions to conduct theoretical analysis.

- (A1) The density of \mathbf{X} , i.e., $p(\mathbf{X})$, is bounded away from zero and infinity on its support $[0, 1]^d$ and has continuous derivatives.
- (A2) $q_2(u, y) < 0$ for $u \in \mathbb{R}$ and y in the range of the response, the link g is strictly monotone and is three times continuously differentiable, V defined in (2.2) is strictly positive and twice continuously differentiable, and $\nu(\mathbf{x}) = \text{var}(Y | \mathbf{X} = \mathbf{x})$ is continuous. The moment $E|Y|^{r_0} < \infty$ for some $r_0 > 5/2$.
- (A3) The true component functions are twice continuously differentiable.
- (A4) The kernel function $\mathcal{K}(\cdot)$ is a symmetric density function with compact support $[0, 1]$.
- (A5) The bandwidths $\tilde{h}_{Kj} = O_p(N_K^{-1/5})$ for $j = 1, \dots, d$
- (A6) The block size satisfies $n_k/N_K \rightarrow 0$, $k = 1, 2, \dots, K$ as $K \rightarrow \infty$.

Assumption (A1)-(A2) are general assumptions for generalized additive models. Assumption (A3)-(A4) are standard for local linear smoothing. Assumption (A5) requires that the estimated bandwidths take the specific order $N_K^{-1/5}$. This is necessary to verify and simplify some complicated conditions as discussed in Mammen and Nielsen (1999), and has become a common assumption for smooth backfitting algorithm, see Mammen and Park (2005) and Yu et al. (2008). Assumption (A6) indicates that the block size n_k is relatively small compared to the full sample size N_K , which is natural in the online context. To give a concise description, we define for $l \in \mathbb{Z}$,

$$\boldsymbol{\rho}_{Kl} = (\rho_{K1,l}, \dots, \rho_{Kd,l})^\top = \frac{1}{N_K} \sum_{k=1}^K n_k (\tilde{\boldsymbol{\eta}}_{k|K})^l. \quad (4.35)$$

We now state the asymptotic behavior of $\tilde{\beta}_{Kj}(x_j)$, $j = 1, \dots, d$.

Theorem 1. *Under Assumption (A1)-(A5), recall that β^* is the true function, for any $x_1, \dots, x_d \in (0, 1)$, then as $K \rightarrow \infty$, we have*

$$\text{diag}\{v_j(x_j)\}^{-1/2} (\tilde{\beta}_{K1}(x_1) - \beta_1^*(x_1) - b_1(x_1), \dots, \tilde{\beta}_{Kd}(x_d) - \beta_d^*(x_d) - b_d(x_d))^\top$$

$$\xrightarrow{d} N(0, I_d),$$

where $N(0, I_d)$ is the d -variate standard Normal distribution,

$$\begin{aligned} b_j(x_j) &= \frac{1}{2} \mu_2(\mathcal{K})(\beta_j^*)''(x_j) \rho_{Kj2} + o_p(\rho_{Kj2}), \\ v_j(x_j) &= \frac{R(\mathcal{K}) \sigma_j^2(x_j) \rho_{Kj,-1}}{N_K p_j(x_j)} + o_p(N_K^{-1} \rho_{Kj,-1}), \end{aligned}$$

where $\sigma_j^2(x_j)$ is defined as in (2.20) and $m^*(\mathbf{x}) = g^{-1}(\beta^*(\mathbf{x}))$.

The proposed online estimate is asymptotically oracle in the sense that the asymptotic distribution of $\tilde{\beta}_{Kj}(x_j)$ is the same as the online estimate of $\beta_j^*(x_j)$ when $\sum_{l \neq j} \beta_l^*(x_l)$ is known. One can derive

$$\begin{aligned} IMSE(\tilde{\beta}_{Kj}) &= \int \{b_j^2(x_j) + v_j(x_j)\} dx_j \\ &= \frac{1}{4} \theta_j \rho_{Kj,2} + \frac{R(\mathcal{K}) \sigma_j^2 \rho_{Kj,-1}}{N_K} + o_p(\rho_{Kj,2} + N_K^{-1} \rho_{Kj,-1}), \end{aligned}$$

where θ_j, σ_j^2 are defined in (2.22). Let $\hat{\beta}_K$ be the batch competitor which satisfies

$$IMSE(\hat{\beta}_{Kj}) = \frac{1}{4} \theta_j \hat{h}_{Kj}^4 + \frac{R(\mathcal{K}) \sigma_j^2}{N_K \hat{h}_{Kj}} + o_p(\hat{h}_{Kj}^4 + N_K^{-1} \hat{h}_{Kj}^{-1}),$$

where \hat{h}_{Kj} is the estimated bandwidth by batch method. We introduce the relative efficiency

$$eff(\tilde{\beta}_{Kj}) = IMSE(\hat{\beta}_{Kj}) / IMSE(\tilde{\beta}_{Kj})$$

to measure performance of the proposed online method compared to the classical estimate using full data. There would be no efficiency loss if $\tilde{\eta}_{k|K} = \hat{h}_K$ for all $k = 1, 2, \dots, K$. Hence the intuition is to make $\tilde{\eta}_{k|K}$ as close to \hat{h}_K as possible for all k . The difference between $\tilde{\eta}_{k|K}$ and \hat{h}_K is determined by two factors: the selection of \tilde{h}_{Kj} and the form of $\{\eta_{kj\ell}\}_{\ell=1}^L$. In parallel with $(\hat{h}_{Kj} - h_{Kj}^*) / h_{Kj}^* = O_p(N_K^{-2/7})$ in Mammen and Park (2005), we present the convergence of the online bandwidth \tilde{h}_K as follows.

Theorem 2. Let \tilde{h}_{Kj} be the proposed online bandwidth (2.23). If the bandwidths $h_{Kj}^\theta, h_{Kj}^\sigma$ and candidates $\eta_{Kj}^\theta, \eta_{Kj}^\sigma$ for pilot estimates satisfy (2.24) and (2.25) for $j = 1, 2, \dots, d$, then as $K \rightarrow \infty$, under Assumptions (A1)-(A5),

$$\frac{\tilde{h}_{Kj} - h_{Kj}^*}{h_{Kj}^*} = O_p\left(N_K^{-\frac{2}{7}}\right),$$

where h_{Kj}^* is the optimal bandwidth in (2.21).

Since \tilde{h}_{Kj} is strictly decreasing with respect to K , the candidate sequence $\{\eta_{kj\ell}\}_{\ell=1}^L$ shall be no larger than \tilde{h}_{kj} so that we can backtrack an appropriate pseudo-bandwidth in future estimates. Without loss of generality, we set $\eta_{kj1} > \eta_{kj2} > \dots > \eta_{kjL}$, and derive the form of $\eta_{kj\ell}$ by optimizing the relative efficiency $eff(\tilde{\beta}_{Kj})$. A lower bound of $eff(\tilde{\beta}_{Kj})$ driven by L is also obtained in the theorem below.

Theorem 3. *Under Assumption (A1)-(A5), when the candidate bandwidth sequence takes the form*

$$\eta_{kj\ell} = \left(\frac{L-l+1}{L} \right)^{1/5} \tilde{h}_{kj}, \quad (4.36)$$

where \tilde{h}_{kj} as in (2.23) is the online estimate of optimal bandwidth whose pilot estimates satisfying (2.24) and (2.25), then as $K \rightarrow \infty$, the corresponding online estimate $\tilde{\beta}_{Kj}$ has the asymptotic distribution as stated in Theorem 1 and attains optimal relative efficiency with the following lower bound,

$$\left(1 + c_1 \frac{1}{L} + c_2 \frac{1}{L^2} \right)^{-1} + O_p \left(\frac{N_K^{-1/5}}{L} + N_K^{-2/7} \right),$$

where $c_1 = 0.183$ and $c_2 = 0.003$.

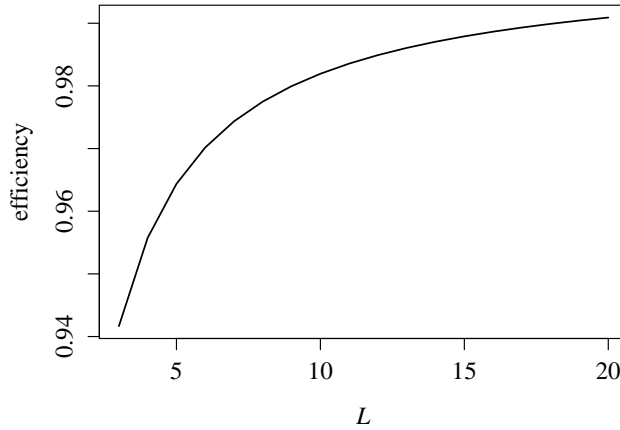


Figure 2: The theoretical lower bound for the relative efficiency of the proposed online estimates versus different lengths L of candidate bandwidth sequences.

This bound is the same as the one-dimensional nonparametric regression discussed in Yang and Yao (2021). From the illustration of Figure 2, the relative efficiency of the

proposed estimate improves rapidly as L increases, and exceeds 95% when $L \geq 5$. This is desirable to attain high efficiency with a small/moderate L . Note that the computational cost in terms of time and memory is proportional to L , this lower bound helps make an informed trade-off between statistical and computational efficiency, which makes the proposed method practically useful. In Theorem 1–3, we discussed the properties of $\tilde{\beta}_K$. Now we delineate the convergence of the algorithm, i.e., $\tilde{\beta}_K^{(m)} \rightarrow \tilde{\beta}_K$ as $m \rightarrow \infty$. Let $B_r(\tilde{\beta}_K)$ denote the ball with the center $\tilde{\beta}_K$ and a radius r . We state the following results for the outer and inner iterations of the proposed algorithm.

Theorem 4. *Let $\tilde{\beta}_K^{(m)}$ be the m th outer step estimate of (2.14) at time K . Under assumptions (A1)–(A5), there exist fixed $r, C > 0$ and $0 < \gamma < 1$ that satisfy: if the initial values $\tilde{\beta}_K^{(0)} \in B_r(\tilde{\beta}_K)$ with probability tending to 1, then*

$$P\left(\|\tilde{\beta}_K^{(m)} - \tilde{\beta}_K\|_p \leq C2^{-(m-1)}\gamma^{2^k-1}\right) \rightarrow 1.$$

Theorem 5. *Under assumptions (A1)–(A5), the inner iteration (3.34) converges at a geometric rate. If the initial values $\tilde{\beta}_K^{(0)} \in B_r(\tilde{\beta}_K)$ with probability tending to 1, then the geometric convergence of the inner iteration is uniform for all steps in the outer iteration, with probability tending to one.*

For the initial values of Algorithm 1, when $K = 1$, we set $\beta^{(0)} = \tilde{\beta}_0$ where $\tilde{\beta}_0$ is the parametric model fit following Yu et al. (2008), and when $K > 1$, we use the natural initialization $\beta^{(0)} = \tilde{\beta}_{K-1}$. This may not be contained in the ball $B_r(\tilde{\beta}_K)$ with probability tending to one. As suggested in Yu et al. (2008), an alternative is to use the marginal integration estimator proposed by Linton and Härdle (1996), which is consistent but computationally expensive. As our focus is the comparison between the online and batch methods, we follow Yu et al. (2008) and use the parametric model fit as initials.

5. Numerical Experiments

5.1 Simulation

We conduct simulation to illustrate the performance of the proposed online method and verify the theoretical findings in Section 4. The simulation is done under the following model for the conditional distribution: $Y \mid \mathbf{X} = \mathbf{x} \sim \text{Poisson}(m(\mathbf{x}))$, where

$$\log(m(\mathbf{x})) = 2 + \beta_1(x_1) + \beta_2(x_2) = 2 + \cos(\sqrt{2}\pi x_1) + \{x_2 + \sin(2\pi x_2)\}/2.$$

The covariate vector $\mathbf{X} = (X_1, X_2) \sim N_2(0, 0; 10, 10; 0.9)$ truncated on $[0, 1]^2$, where $N_2(\mu_1, \mu_2; \sigma_1^2, \sigma_2^2, \rho)$ denotes the bivariate normal distribution with means μ_1, μ_2 , variances σ_1^2, σ_2^2 , and correlation coefficient ρ . The components satisfy the normalizing constraint given at (2.10) are $\beta_1^*(x_1) = \cos(\sqrt{2}\pi x_1) - 0.227$, $\beta_2^*(x_2) = \{x_2 + \sin(2\pi x_2)\}/2 - 0.317$ and $\beta_0^* = 2.544$.

The sample size of each block n_k (before rounding to the nearest integer) is normally distributed with mean 100 and standard deviation 10. We have experimented an extensive range of G and R in (2.24) for pilot estimates of θ_j and σ_j^2 and find that the convergence rate of the online bandwidth is not sensitive to the values of G and R . Setting them in $[0.5, 1]$ is in general adequate, thus we set $G = R = 0.5$ in the sequel. Also note that the relative efficiency increases rapidly to 1 from Figure 2, it suffices to set $L' = 10$ as the length of candidate bandwidth sequences for the pilot estimates of θ_j and σ_j^2 , $j = 1, 2$. The experiment is replicated 100 times, each with 1000 blocks.

Figure 3 shows the empirical relative efficiency that increases with L and is stably higher than the theoretical lower bound in Theorem 3 when K tends large. The convergence of bandwidth in Theorem 2 is also examined in Figure 4, where both batch and online selections converge to the theoretical optimal bandwidth as data accumulate. Moreover, we also depict the dynamically updated bandwidths $\{\tilde{\eta}_{k|K}\}_{k=1}^K$ that are used to produce the estimates at time $K = 200, 400, 1000$, similar to that shown in Figure 1. This provides empirical support for the fact that the proposed dynamic updating algorithm is indeed able to adjust the sub-sufficient statistics in previous blocks in spite of no access to those data. Lastly, we compare the computing times of the batch and the proposed online methods on a Unix server of 2.10GHz CPU and 188G memory with 176 logic cores. It is noted from Figure 5 that the computing time of the batch method increases approximately linearly as data accumulate, and the online method using $L = 3, 5, 10, 20$ spends nearly constant times proportional to L . Thus we graphed the first 400 blocks for better visualization and remark that the online method achieves substantial computational saving. We close the simulation study by suggesting that, based on our empirical and theoretical findings, a reasonable range for choosing L is $[5, 20]$, depending on whether accuracy or computation is of main concern.

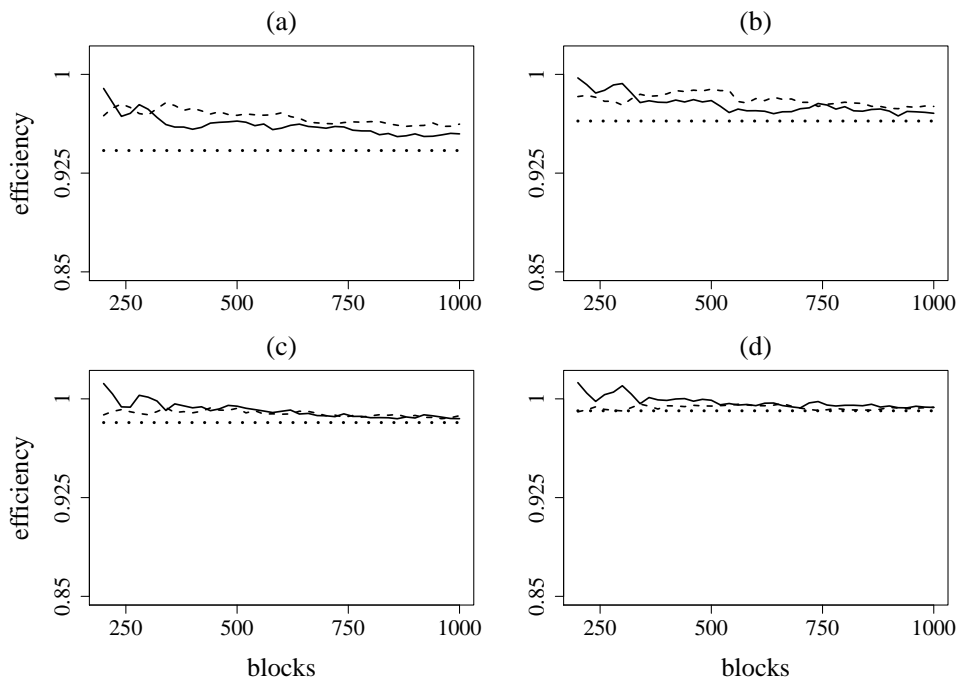


Figure 3: The empirical relative efficiency for components β_1 (solid) and β_2 (dashed) the theoretical lower bound (dotted) of the proposed estimate using $L = 3, 5, 10$ and 20 , corresponding to (a)-(d), respectively.

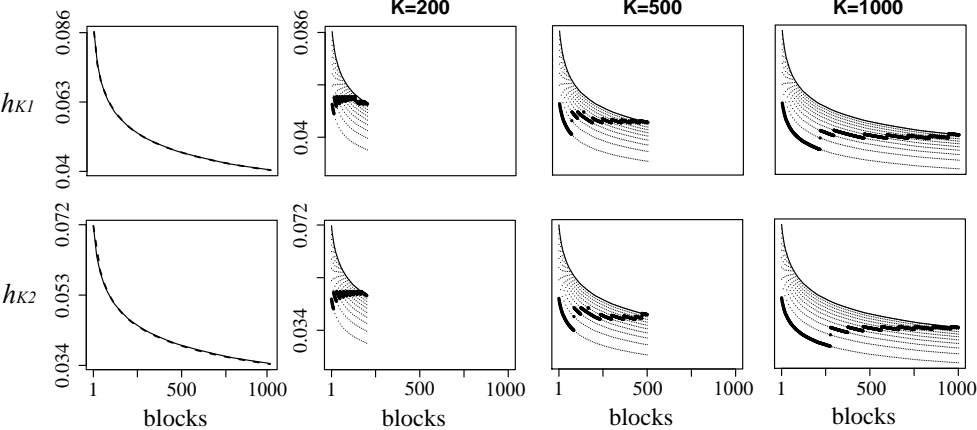


Figure 4: The two rows show, respectively, the bandwidth selection for estimating β_1 and β_2 . The first column shows the Monte Carlo averages of the bandwidths selected by the online method (solid) $\tilde{h}_{k,j}$ and the batch method $\hat{h}_{k,j}$ (dashed) based on 100 runs for $k = 1, 2, \dots, K$, and the other three columns depict the dynamically updated bandwidths $\{\tilde{\eta}_{k|K,j}\}_{k=1}^K$ (thick dots) at time $K = 200, 500, 1000$, respectively, along with the dynamic candidate sequences (light dots) and optimal bandwidth estimates (connected by solid line) at each k .

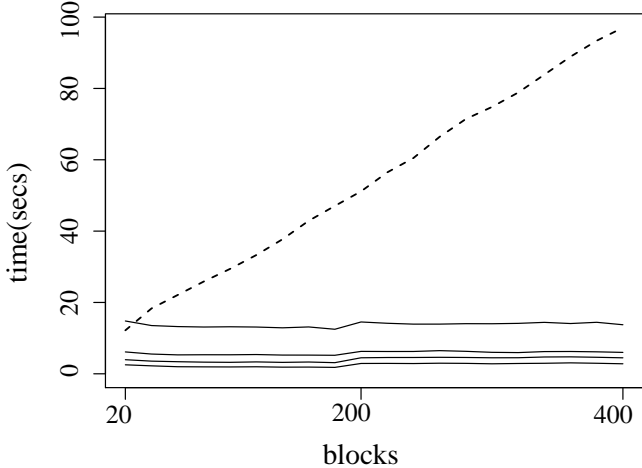


Figure 5: The comparison of computing times between our method (solid) and the batch method (dashed), and the four dashed lines from the lowest to the highest in the left panel represent $L = 3, 5, 10, 20$, respectively.

5.2 Real data application

In this subsection, we present the airline delay example to illustrate the usefulness of the proposed online method. The dataset consists of flight arrival and departure details for all commercial airports in the USA (<https://community.amstat.org/jointscsg-section/dataexpo/dataexpo2009>). We use the data of flights departing during 6:00 to 23:00 from January 1996 to December 2004 to fit a logistic regression and model the probability of late arrival π . We select scheduled departure time X_1 and historical delay rate of each flight X_2 as the covariates. We mention that in the raw dataset, the variable `FlightNum` does not contain the information of routines of flights, which results in duplicate flight numbers for each day. We combine the original variables `Origin` and `FlightNum` as the new flight number to compute the number of historical travels and historical delay rate. Then we select the flights which have more than 30 historical travels and whose historical delay rates lie between 15% and 65% to train the model. The observations are divided into blocks by date, i.e., set data of a day as a block. Finally there are 3283 blocks in total, and each block contains 3339–8776 observations. The parameters are set as $L = L' = 10$ and $G = R = 1$. To mitigate the heavy tail of X_2 , we make the following transformation of X_2 : $X'_2 = \log(X_2 - 0.14)$. Then both X_1 and X'_2 are normalized to be on $[0, 1]$.

Denote the component functions as $\beta_1(X_1)$ and $\beta_2(X_2)$, i.e., $\text{logit}(\pi) = \beta_0 + \beta_1(X_1) + \beta_2(X_2)$, where $\text{logit}(\pi) = \log(\pi(1 - \pi)^{-1})$. Figure 6 present the proposed online estimates $\tilde{\beta}_{K1}(\cdot), \tilde{\beta}_{K2}(\cdot)$ and the batch competitors $\hat{\beta}_{K1}(\cdot), \hat{\beta}_{K2}(\cdot)$ when 30, 100, 1000, 3283 blocks are included. The probability of delay increases along scheduled departure time and historical delayed rate. It can be seen that $\tilde{\beta}_{Kj}$ converges to $\hat{\beta}_{Kj}$ for $j = 1, 2$ as data accumulate, which validates the usefulness of our method. Then we use the data of year 2005 as the test set which contains $N_{test} = 2998231$ flights. The i -th flight is predicted to be delayed $\tilde{Y}_i = 1$ (or $\hat{Y}_i = 1$) if $\tilde{\pi}_i > 0.5$ (or $\hat{\pi}_i > 0.5$). The prediction errors $\tilde{err} = \#\{\tilde{Y}_i \neq Y_i\}/N_{test}$ and $\hat{err} = \#\{\hat{Y}_i \neq Y_i\}/N_{test}$ at different time points are listed in Table 1. The prediction errors using online and batch methods both decrease to 0.238 as more data enter the model. Finally, we compare the computing times of the online and batch methods in Figure 7 till $K = 300$ which again verifies that our online method is more computationally efficient.

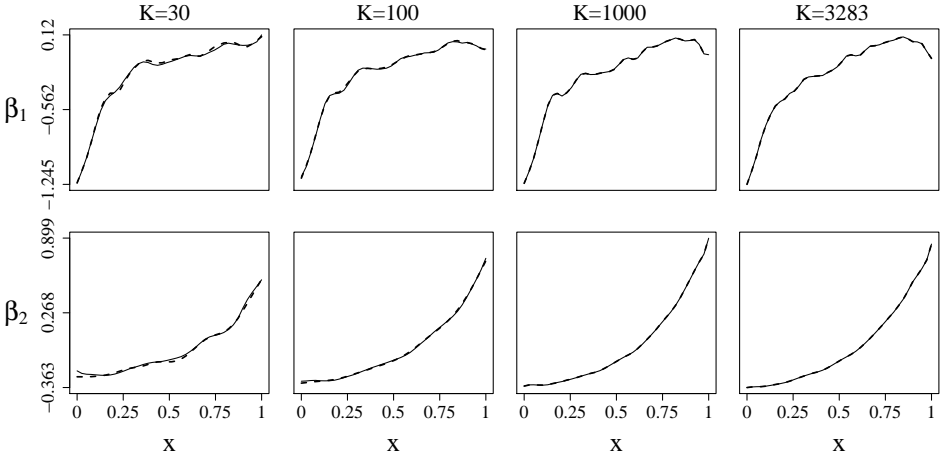


Figure 6: The estimates of β_1 and β_2 using the proposed online method in solid lines ($\tilde{\beta}_{K1}, \tilde{\beta}_{K2}$) and the classical batch method in the dashed lines ($\hat{\beta}_{K1}, \hat{\beta}_{K2}$) at time $K = 30, 100, 1000$ and 3283 .

Table 1: Prediction Errors of Flights Dataset

K	1	10	30	50	100	500	1000	2000	3283
online	0.529	0.361	0.239	0.239	0.239	0.238	0.238	0.238	0.238
batch	0.529	0.385	0.239	0.239	0.238	0.238	0.238	0.238	0.238

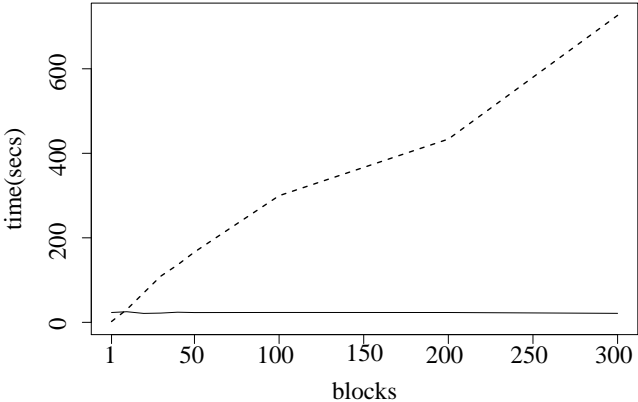


Figure 7: The comparison of computing times between our method (solid) and the batch method (dashed) on the flights data set.

Supplementary Materials

The supplementary material contains the proofs for Theorem 1–5.

Acknowledgements

This research is supported by National Natural Science Foundation of China Grants No.11931001 and 11871080, the LMAM, and the Key Laboratory of Mathematical Economics and Quantitative Finance (Peking University), Ministry of Education.

References

- Buja, A., T. Hastie, and R. Tibshirani (1989). Linear smoothers and additive models (with discussion). *The Annals of Statistics* 17, 453–510.
- Dekel, O., G. B. Ran, O. Shamir, and L. Xiao (2012). Optimal distributed online prediction using mini-batches. *Journal of Machine Learning Research* 13(1), 165–202.
- Duchi, J. C. and Y. Singer (2009). Efficient online and batch learning using forward backward splitting. *Journal of Machine Learning Research* 10(18), 2899–2934.
- Hastie, T. J. and R. J. Tibshirani (1990). *Generalized Additive Models*. Chapman and Hall.
- Hiraoka, K., S. Yoshizawa, K.-i. Hidai, M. Hamahira, H. Mizoguchi, and T. Mishima (2000). Convergence analysis of online linear discriminant analysis. In *International Joint Conference on Neural Networks*, Volume 3, pp. 387–391.
- Kauermann, G. and J. D. Opsomer (2003). Local likelihood estimation in generalized additive models. *Scandinavian Journal of Statistics* 30(2), 317–337.
- Kim, T.-K., S.-F. Wong, B. Stenger, J. Kittler, and R. Cipolla (2007). Incremental linear discriminant analysis using sufficient spanning set approximations. In *2007 IEEE Conference on Computer Vision and Pattern Recognition*, pp. 1–8.
- Langford, J., L. Li, and T. Zhang (2009). Sparse online learning via truncated gradient. *Journal of Machine Learning Research* 10(2), 777–801.
- Lin, N. and R. Xi (2011). Aggregated estimating equation estimation. *Statistics and Its Interface* 4(1), 73–83.
- Linton, O. and W. Härdle (1996). Estimation of additive regression models with known links. *Biometrika* 83(3), 529–540.

REFERENCES

- Mammen, E. and J. Nielsen (1999). The existence and asymptotic properties of a backfitting projection algorithm under weak conditions. *The Annals of Statistics* 27(5), 49.
- Mammen, E. and B. U. Park (2005). Bandwidth selection for smooth backfitting in additive models. *The Annals of Statistics* 33(3), 1260–1294.
- Opsomer, J. D. (2000). Asymptotic properties of backfitting estimators. *Journal of Multivariate Analysis* 73(2), 166–179.
- Opsomer, J. D., D. Ruppert, et al. (1997). Fitting a bivariate additive model by local polynomial regression. *Annals of Statistics* 25(1), 186–211.
- Pang, S., S. Ozawa, and N. Kasabov (2005). Incremental linear discriminant analysis for classification of data streams. In *IEEE transactions on Systems, Man and Cybernetics, part B (Cybernetics)*, Volume 35, pp. 905–914.
- Schifano, E. D., J. Wu, C. Wang, J. Yan, and M. H. Chen (2016). Online updating of statistical inference in the big data setting. *Technometrics* 58(3), 393–403.
- Xiao, L. (2010). Dual averaging method for regularized stochastic learning and online optimization. *Journal of Machine Learning Research* 11(1), 2543–2596.
- Yang, Y. and F. Yao (2021+). Online estimation for functional data analysis. *submitted to JASA*.
- Yu, K., B. U. Park, and E. Mammen (2008, February). Smooth backfitting in generalized additive models. *The Annals of Statistics* 36(1), 228–260.