

Measurement of the $e^+e^- \rightarrow \omega\pi^0\pi^0$ cross section at center-of-mass energies
from 2.0 to 3.08 GeV

M. Ablikim¹, M. N. Achasov^{10,b}, P. Adlarson⁶⁷, M. Albrecht⁴, R. Aliberti²⁸, A. Amoroso^{66A,66C}, M. R. An³², Q. An^{63,50}, X. H. Bai⁵⁸, Y. Bai⁴⁹, O. Bakina²⁹, R. Baldini Ferrolli^{23A}, I. Balossino^{24A}, Y. Ban^{39,g}, V. Batozskaya^{1,37}, D. Becker²⁸, K. Begzsuren²⁶, N. Berger²⁸, M. Bertani^{23A}, D. Bettoni^{24A}, F. Bianchi^{66A,66C}, J. Bloms⁶⁰, A. Bortone^{66A,66C}, I. Boyko²⁹, R. A. Briere⁵, A. Brueggemann⁶⁰, H. Cai⁶⁸, X. Cai^{1,50}, A. Calcaterra^{23A}, G. F. Cao^{1,55}, N. Cao^{1,55}, S. A. Cetin^{54A}, J. F. Chang^{1,50}, W. L. Chang^{1,55}, G. Chelkov^{29,a}, C. Chen³⁶, Chao Chen⁴⁷, G. Chen¹, H. S. Chen^{1,55}, M. L. Chen^{1,50}, S. J. Chen³⁵, S. M. Chen⁵³, T. Chen¹, X. R. Chen^{25,55}, X. T. Chen¹, Y. B. Chen^{1,50}, Z. J. Chen^{20,h}, W. S. Cheng^{66C}, X. Chu³⁶, G. Cibinetto^{24A}, F. Cossio^{66C}, J. J. Cui⁴², H. L. Dai^{1,50}, J. P. Dai⁷⁰, A. Dbeyssi¹⁴, R. E. de Boer⁴, D. Dedovich²⁹, Z. Y. Deng¹, A. Denig²⁸, I. Denysenko²⁹, M. Destefanis^{66A,66C}, F. De Mori^{66A,66C}, Y. Ding³³, J. Dong^{1,50}, L. Y. Dong^{1,55}, M. Y. Dong^{1,50,55}, X. Dong⁶⁸, S. X. Du⁷², P. Egorov^{29,a}, Y. L. Fan⁶⁸, J. Fang^{1,50}, S. S. Fang^{1,55}, W. X. Fang¹, Y. Fang¹, R. Farinelli^{24A}, L. Fava^{66B,66C}, F. Feldbauer⁴, G. Felici^{23A}, C. Q. Feng^{63,50}, J. H. Feng⁵¹, K. Fischer⁶¹, M. Fritsch⁴, C. Fritzschn⁶⁰, C. D. Fu¹, H. Gao⁵⁵, Y. N. Gao^{39,g}, Yang Gao^{63,50}, S. Garbolino^{66C}, I. Garzia^{24A,24B}, P. T. Ge⁶⁸, Z. W. Ge³⁵, C. Geng⁵¹, E. M. Gersabeck⁵⁹, A. Gilman⁶¹, K. Goetzen¹¹, L. Gong³³, W. X. Gong^{1,50}, W. Gradl²⁸, M. Greco^{66A,66C}, L. M. Gu³⁵, M. H. Gu^{1,50}, C. Y. Guan^{1,55}, A. Q. Guo^{25,55}, L. B. Guo³⁴, R. P. Guo⁴¹, Y. P. Guo^{9,f}, A. Guskov^{29,a}, T. T. Han⁴², W. Y. Han³², X. Q. Hao¹⁵, F. A. Harris⁵⁷, K. K. He⁴⁷, K. L. He^{1,55}, F. H. Heinsius⁴, C. H. Heinz²⁸, Y. K. Heng^{1,50,55}, C. Herold⁵², M. Himmelreich^{11,d}, G. Y. Hou^{1,55}, Y. R. Hou⁵⁵, Z. L. Hou¹, H. M. Hu^{1,55}, J. F. Hu^{48,i}, T. Hu^{1,50,55}, Y. Hu¹, G. S. Huang^{63,50}, K. X. Huang⁵¹, L. Q. Huang^{25,55}, L. Q. Huang⁶⁴, X. T. Huang⁴², Y. P. Huang¹, Z. Huang^{39,g}, T. Hussain⁶⁵, N. Hüskens^{22,28}, W. Imoehl²², M. Irshad^{63,50}, J. Jackson²², S. Jaeger⁴, S. Janchiv²⁶, Q. Ji¹, Q. P. Ji¹⁵, X. B. Ji^{1,55}, X. L. Ji^{1,50}, Y. Y. Ji⁴², Z. K. Jia^{63,50}, H. B. Jiang⁴², S. S. Jiang³², X. S. Jiang^{1,50,55}, Y. Jiang⁵⁵, J. B. Jiao⁴², Z. Jiao¹⁸, S. Jin³⁵, Y. Jin⁵⁸, M. Q. Jing^{1,55}, T. Johansson⁶⁷, N. Kalantar-Nayestanaki⁵⁶, X. S. Kang³³, R. Kappert⁵⁶, M. Kavatsyuk⁵⁶, B. C. Ke⁷², I. K. Keshk⁴, A. Khoukaz⁶⁰, P. Kiese²⁸, R. Kiuchi¹, R. Kliemt¹¹, L. Koch³⁰, O. B. Kolcu^{54A}, B. Kopf⁴, M. Kuemmel⁴, M. Kuessner⁴, A. Kupsc^{37,67}, W. Kühn³⁰, J. J. Lane⁵⁹, J. S. Lange³⁰, P. Larin¹⁴, A. Lavania²¹, L. Lavezzi^{66A,66C}, Z. H. Lei^{63,50}, H. Leithoff²⁸, M. Lellmann²⁸, T. Lenz²⁸, C. Li³⁶, C. Li⁴⁰, C. H. Li³², Cheng Li^{63,50}, D. M. Li⁷², F. Li^{1,50}, G. Li¹, H. Li⁴⁴, H. Li^{63,50}, H. B. Li^{1,55}, H. J. Li¹⁵, H. N. Li^{48,i}, J. Q. Li⁴, J. S. Li⁵¹, J. W. Li⁴², Ke Li¹, L. J. Li¹, L. K. Li¹, Lei Li³, M. H. Li³⁶, P. R. Li^{31,j,k}, S. X. Li⁹, S. Y. Li⁵³, T. Li⁴², W. D. Li^{1,55}, W. G. Li¹, X. H. Li^{63,50}, X. L. Li⁴², Xiaoyu Li^{1,55}, Z. Y. Li⁵¹, H. Liang^{63,50}, H. Liang²⁷, H. Liang^{1,55}, Y. F. Liang⁴⁶, Y. T. Liang^{25,55}, G. R. Liao¹², L. Z. Liao⁴², J. Libby²¹, A. Limphirat⁵², C. X. Lin⁵¹, D. X. Lin^{25,55}, T. Lin¹, B. J. Liu¹, C. X. Liu¹, D. Liu^{14,63}, F. H. Liu⁴⁵, Fang Liu¹, Feng Liu⁶, G. M. Liu^{48,i}, H. Liu^{31,j,k}, H. M. Liu^{1,55}, Huanhuan Liu¹, Huihui Liu¹⁶, J. B. Liu^{63,50}, J. L. Liu⁶⁴, J. Y. Liu^{1,55}, K. Liu¹, K. Y. Liu³³, Ke Liu¹⁷, L. Liu^{63,50}, M. H. Liu^{9,f}, P. L. Liu¹, Q. Liu⁵⁵, S. B. Liu^{63,50}, T. Liu^{9,f}, W. K. Liu³⁶, W. M. Liu^{63,50}, X. Liu^{31,j,k}, Y. Liu^{31,j,k}, Y. B. Liu³⁶, Z. A. Liu^{1,50,55}, Z. Q. Liu⁴², X. C. Lou^{1,50,55}, F. X. Lu⁵¹, H. J. Lu¹⁸, J. G. Lu^{1,50}, X. L. Lu¹, Y. Lu¹, Y. P. Lu^{1,50}, Z. H. Lu¹, C. L. Luo³⁴, M. X. Luo⁷¹, T. Luo^{9,f}, X. L. Luo^{1,50}, X. R. Lyu⁵⁵, Y. F. Lyu³⁶, F. C. Ma³³, H. L. Ma¹, L. L. Ma⁴², M. M. Ma^{1,55}, Q. M. Ma¹, R. Q. Ma^{1,55}, R. T. Ma⁵⁵, X. Y. Ma^{1,50}, Y. Ma^{39,g}, F. E. Maas¹⁴, M. Maggiora^{66A,66C}, S. Maldaner⁴, S. Malde⁶¹, Q. A. Malik⁶⁵, A. Mangoni^{23B}, Y. J. Mao^{39,g}, Z. P. Mao¹, S. Marcello^{66A,66C}, Z. X. Meng⁵⁸, J. G. Messchendorp^{56,11}, G. Mezzadri^{24A}, H. Miao¹, T. J. Min³⁵, R. E. Mitchell²², X. H. Mo^{1,50,55}, N. Yu. Muchnoi^{10,b}, Y. Nefedov²⁹, I. B. Nikolaev^{10,b}, Z. Ning^{1,50}, S. Nisar^{8,l}, Y. Niu⁴², S. L. Olsen⁵⁵, Q. Ouyang^{1,50,55}, S. Pacetti^{23B,23C}, X. Pan^{9,f}, Y. Pan⁴⁹, A. Pathak¹, A. Pathak²⁷, M. Pelizaeus⁴, H. P. Peng^{63,50}, K. Peters^{11,d}, J. Pettersson⁶⁷, J. L. Ping³⁴, R. G. Ping^{1,55}, S. Plura²⁸, S. Pogodin²⁹, V. Prasad^{63,50}, F. Z. Qi¹, H. Qi^{63,50}, H. R. Qi⁵³, M. Qi³⁵, T. Y. Qi^{9,f}, S. Qian^{1,50}, W. B. Qian⁵⁵, Z. Qian⁵¹, C. F. Qiao⁵⁵, J. J. Qin⁶⁴, L. Q. Qin¹², X. P. Qin^{9,f}, X. S. Qin⁴², Z. H. Qin^{1,50}, J. F. Qiu¹, S. Q. Qu³⁶, S. Q. Qu⁵³, K. H. Rashid⁶⁵, C. F. Redmer²⁸, K. J. Ren³², A. Rivetti^{66C}, V. Rodin⁵⁶, M. Rolo^{66C}, G. Rong^{1,55}, Ch. Rosner¹⁴, S. N. Ruan³⁶, H. S. Sang⁶³, A. Sarantsev^{29,c}, Y. Schelhaas²⁸, C. Schnier⁴, K. Schoenning⁶⁷, M. Scodreggio^{24A,24B}, K. Y. Shan^{9,f}, W. Shan¹⁹, X. Y. Shan^{63,50}, J. F. Shangguan⁴⁷, L. G. Shao^{1,55}, M. Shao^{63,50}, C. P. Shen^{9,f}, H. F. Shen^{1,55}, X. Y. Shen^{1,55}, B.-A. Shi⁵⁵, H. C. Shi^{63,50}, J. Y. Shi¹, q. q. Shi⁴⁷, R. S. Shi^{1,55}, X. Shi^{1,50}, X. D. Shi^{63,50}, J. J. Song¹⁵, W. M. Song^{27,1}, Y. X. Song^{39,g}, S. Sosio^{66A,66C}, S. Spataro^{66A,66C}, F. Stieler²⁸, K. X. Su⁶⁸, P. P. Su⁴⁷, Y.-J. Su⁵⁵, G. X. Sun¹, H. Sun⁵⁵, H. K. Sun¹, J. F. Sun¹⁵, L. Sun⁶⁸, S. S. Sun^{1,55}, T. Sun^{1,55}, W. Y. Sun²⁷, X. Sun^{20,h}, Y. J. Sun^{63,50}, Y. Z. Sun¹, Z. T. Sun⁴², Y. H. Tan⁶⁸, Y. X. Tan^{63,50}, C. J. Tang⁴⁶, G. Y. Tang¹, J. Tang⁵¹, L. Y. Tao⁶⁴, Q. T. Tao^{20,h}, M. Tat⁶¹, J. X. Teng^{63,50}, V. Thoren⁶⁷, W. H. Tian⁴⁴, Y. Tian^{25,55}, I. Uman^{54B}, B. Wang¹, B. L. Wang⁵⁵, C. W. Wang³⁵, D. Y. Wang^{39,g}, F. Wang⁶⁴, H. J. Wang^{31,j,k}, H. P. Wang^{1,55}, K. Wang^{1,50},

L. L. Wang¹, M. Wang⁴², M. Z. Wang^{39,g}, Meng Wang^{1,55}, S. Wang^{9,f}, T. Wang^{9,f}, T. J. Wang³⁶, W. Wang⁵¹, W. H. Wang⁶⁸, W. P. Wang^{63,50}, X. Wang^{39,g}, X. F. Wang^{31,j,k}, X. L. Wang^{9,f}, Y. D. Wang³⁸, Y. F. Wang^{1,50,55}, Y. H. Wang⁴⁰, Y. Q. Wang¹, Yi2020 Wang⁵³, Ying Wang⁵¹, Z. Wang^{1,50}, Z. Y. Wang^{1,55}, Ziyi Wang⁵⁵, D. H. Wei¹², F. Weidner⁶⁰, S. P. Wen¹, D. J. White⁵⁹, U. Wiedner⁴, G. Wilkinson⁶¹, M. Wolke⁶⁷, L. Wollenberg⁴, J. F. Wu^{1,55}, L. H. Wu¹, L. J. Wu^{1,55}, X. Wu^{9,f}, X. H. Wu²⁷, Y. Wu⁶³, Z. Wu^{1,50}, L. Xia^{63,50}, T. Xiang^{39,g}, D. Xiao^{31,j,k}, G. Y. Xiao³⁵, H. Xiao^{9,f}, S. Y. Xiao¹, Y. L. Xiao^{9,f}, Z. J. Xiao³⁴, C. Xie³⁵, X. H. Xie^{39,g}, Y. Xie⁴², Y. G. Xie^{1,50}, Y. H. Xie⁶, Z. P. Xie^{63,50}, T. Y. Xing^{1,55}, C. F. Xu¹, C. J. Xu⁵¹, G. F. Xu¹, H. Y. Xu⁵⁸, Q. J. Xu¹³, S. Y. Xu⁶², X. P. Xu⁴⁷, Y. C. Xu⁵⁵, Z. P. Xu³⁵, F. Yan^{9,f}, L. Yan^{9,f}, W. B. Yan^{63,50}, W. C. Yan⁷², H. J. Yang^{43,e}, H. L. Yang²⁷, H. X. Yang¹, L. Yang⁴⁴, S. L. Yang⁵⁵, Tao Yang¹, Y. X. Yang^{1,55}, Yifan Yang^{1,55}, M. Ye^{1,50}, M. H. Ye⁷, J. H. Yin¹, Z. Y. You⁵¹, B. X. Yu^{1,50,55}, C. X. Yu³⁶, G. Yu^{1,55}, T. Yu⁶⁴, C. Z. Yuan^{1,55}, L. Yuan², S. C. Yuan¹, X. Q. Yuan¹, Y. Yuan^{1,55}, Z. Y. Yuan⁵¹, C. X. Yue³², A. A. Zafar⁶⁵, F. R. Zeng⁴², X. Zeng Zeng⁶, Y. Zeng^{20,h}, Y. H. Zhan⁵¹, A. Q. Zhang¹, B. L. Zhang¹, B. X. Zhang¹, D. H. Zhang³⁶, G. Y. Zhang¹⁵, H. Zhang⁶³, H. H. Zhang²⁷, H. H. Zhang⁵¹, H. Y. Zhang^{1,50}, J. L. Zhang⁶⁹, J. Q. Zhang³⁴, J. W. Zhang^{1,50,55}, J. X. Zhang^{31,j,k}, J. Y. Zhang¹, J. Z. Zhang^{1,55}, Jianyu Zhang^{1,55}, Jiawei Zhang^{1,55}, L. M. Zhang⁵³, L. Q. Zhang⁵¹, Lei Zhang³⁵, P. Zhang¹, Q. Y. Zhang^{32,72}, Shulei Zhang^{20,h}, X. D. Zhang³⁸, X. M. Zhang¹, X. Y. Zhang⁴⁷, X. Y. Zhang⁴², Y. Zhang⁶¹, Y. T. Zhang⁷², Y. H. Zhang^{1,50}, Yan Zhang^{63,50}, Yao Zhang¹, Z. H. Zhang¹, Z. Y. Zhang³⁶, Z. Y. Zhang⁶⁸, G. Zhao¹, J. Zhao³², J. Y. Zhao^{1,55}, J. Z. Zhao^{1,50}, Lei Zhao^{63,50}, Ling Zhao¹, M. G. Zhao³⁶, Q. Zhao¹, S. J. Zhao⁷², Y. B. Zhao^{1,50}, Y. X. Zhao^{25,55}, Z. G. Zhao^{63,50}, A. Zhemchugov^{29,a}, B. Zheng⁶⁴, J. P. Zheng^{1,50}, Y. H. Zheng⁵⁵, B. Zhong³⁴, C. Zhong⁶⁴, X. Zhong⁵¹, H. Zhou⁴², L. P. Zhou^{1,55}, X. Zhou⁶⁸, X. K. Zhou⁵⁵, X. R. Zhou^{63,50}, X. Y. Zhou³², Y. Z. Zhou^{9,f}, J. Zhu³⁶, K. Zhu¹, K. J. Zhu^{1,50,55}, L. X. Zhu⁵⁵, S. H. Zhu⁶², S. Q. Zhu³⁵, T. J. Zhu⁶⁹, W. J. Zhu^{9,f}, Y. C. Zhu^{63,50}, Z. A. Zhu^{1,55}, B. S. Zou¹, J. H. Zou¹

(BESIII Collaboration)

¹ *Institute of High Energy Physics, Beijing 100049, People's Republic of China*

² *Beihang University, Beijing 100191, People's Republic of China*

³ *Beijing Institute of Petrochemical Technology, Beijing 102617, People's Republic of China*

⁴ *Bochum Ruhr-University, D-44780 Bochum, Germany*

⁵ *Carnegie Mellon University, Pittsburgh, Pennsylvania 15213, USA*

⁶ *Central China Normal University, Wuhan 430079, People's Republic of China*

⁷ *China Center of Advanced Science and Technology, Beijing 100190, People's Republic of China*

⁸ *COMSATS University Islamabad, Lahore Campus, Defence Road, Off Raiwind Road, 54000 Lahore, Pakistan*

⁹ *Fudan University, Shanghai 200433, People's Republic of China*

¹⁰ *G.I. Budker Institute of Nuclear Physics SB RAS (BINP), Novosibirsk 630090, Russia*

¹¹ *GSI Helmholtzcentre for Heavy Ion Research GmbH, D-64291 Darmstadt, Germany*

¹² *Guangxi Normal University, Guilin 541004, People's Republic of China*

¹³ *Hangzhou Normal University, Hangzhou 310036, People's Republic of China*

¹⁴ *Helmholtz Institute Mainz, Staudinger Weg 18, D-55099 Mainz, Germany*

¹⁵ *Henan Normal University, Xinziang 453007, People's Republic of China*

¹⁶ *Henan University of Science and Technology, Luoyang 471003, People's Republic of China*

¹⁷ *Henan University of Technology, Zhengzhou 450001, People's Republic of China*

¹⁸ *Huangshan College, Huangshan 245000, People's Republic of China*

¹⁹ *Hunan Normal University, Changsha 410081, People's Republic of China*

²⁰ *Hunan University, Changsha 410082, People's Republic of China*

²¹ *Indian Institute of Technology Madras, Chennai 600036, India*

²² *Indiana University, Bloomington, Indiana 47405, USA*

²³ *INFN Laboratori Nazionali di Frascati, (A)INFN Laboratori Nazionali di Frascati, I-00044, Frascati, Italy; (B)INFN Sezione di Perugia, I-06100, Perugia, Italy; (C)University of Perugia, I-06100, Perugia, Italy*

²⁴ *INFN Sezione di Ferrara, (A)INFN Sezione di Ferrara, I-44122, Ferrara, Italy; (B)University of Ferrara, I-44122, Ferrara, Italy*

²⁵ *Institute of Modern Physics, Lanzhou 730000, People's Republic of China*

²⁶ *Institute of Physics and Technology, Peace Ave. 54B, Ulaanbaatar 13330, Mongolia*

²⁷ *Jilin University, Changchun 130012, People's Republic of China*

²⁸ *Johannes Gutenberg University of Mainz, Johann-Joachim-Becher-Weg 45, D-55099 Mainz, Germany*

²⁹ *Joint Institute for Nuclear Research, 141980 Dubna, Moscow region, Russia*

- ³⁰ *Justus-Liebig-Universitaet Giessen, II. Physikalisches Institut, Heinrich-Buff-Ring 16, D-35392 Giessen, Germany*
- ³¹ *Lanzhou University, Lanzhou 730000, People's Republic of China*
- ³² *Liaoning Normal University, Dalian 116029, People's Republic of China*
- ³³ *Liaoning University, Shenyang 110036, People's Republic of China*
- ³⁴ *Nanjing Normal University, Nanjing 210023, People's Republic of China*
- ³⁵ *Nanjing University, Nanjing 210093, People's Republic of China*
- ³⁶ *Nankai University, Tianjin 300071, People's Republic of China*
- ³⁷ *National Centre for Nuclear Research, Warsaw 02-093, Poland*
- ³⁸ *North China Electric Power University, Beijing 102206, People's Republic of China*
- ³⁹ *Peking University, Beijing 100871, People's Republic of China*
- ⁴⁰ *Qufu Normal University, Qufu 273165, People's Republic of China*
- ⁴¹ *Shandong Normal University, Jinan 250014, People's Republic of China*
- ⁴² *Shandong University, Jinan 250100, People's Republic of China*
- ⁴³ *Shanghai Jiao Tong University, Shanghai 200240, People's Republic of China*
- ⁴⁴ *Shanxi Normal University, Linfen 041004, People's Republic of China*
- ⁴⁵ *Shanxi University, Taiyuan 030006, People's Republic of China*
- ⁴⁶ *Sichuan University, Chengdu 610064, People's Republic of China*
- ⁴⁷ *Soochow University, Suzhou 215006, People's Republic of China*
- ⁴⁸ *South China Normal University, Guangzhou 510006, People's Republic of China*
- ⁴⁹ *Southeast University, Nanjing 211100, People's Republic of China*
- ⁵⁰ *State Key Laboratory of Particle Detection and Electronics, Beijing 100049, Hefei 230026, People's Republic of China*
- ⁵¹ *Sun Yat-Sen University, Guangzhou 510275, People's Republic of China*
- ⁵² *Suranaree University of Technology, University Avenue 111, Nakhon Ratchasima 30000, Thailand*
- ⁵³ *Tsinghua University, Beijing 100084, People's Republic of China*
- ⁵⁴ *Turkish Accelerator Center Particle Factory Group, (A)Istinye University, 34010, Istanbul, Turkey; (B)Near East University, Nicosia, North Cyprus, Mersin 10, Turkey*
- ⁵⁵ *University of Chinese Academy of Sciences, Beijing 100049, People's Republic of China*
- ⁵⁶ *University of Groningen, NL-9747 AA Groningen, The Netherlands*
- ⁵⁷ *University of Hawaii, Honolulu, Hawaii 96822, USA*
- ⁵⁸ *University of Jinan, Jinan 250022, People's Republic of China*
- ⁵⁹ *University of Manchester, Oxford Road, Manchester, M13 9PL, United Kingdom*
- ⁶⁰ *University of Muenster, Wilhelm-Klemm-Str. 9, 48149 Muenster, Germany*
- ⁶¹ *University of Oxford, Keble Rd, Oxford, UK OX13RH*
- ⁶² *University of Science and Technology Liaoning, Anshan 114051, People's Republic of China*
- ⁶³ *University of Science and Technology of China, Hefei 230026, People's Republic of China*
- ⁶⁴ *University of South China, Hengyang 421001, People's Republic of China*
- ⁶⁵ *University of the Punjab, Lahore-54590, Pakistan*
- ⁶⁶ *University of Turin and INFN, (A)University of Turin, I-10125, Turin, Italy; (B)University of Eastern Piedmont, I-15121, Alessandria, Italy; (C)INFN, I-10125, Turin, Italy*
- ⁶⁷ *Uppsala University, Box 516, SE-75120 Uppsala, Sweden*
- ⁶⁸ *Wuhan University, Wuhan 430072, People's Republic of China*
- ⁶⁹ *Xinyang Normal University, Xinyang 464000, People's Republic of China*
- ⁷⁰ *Yunnan University, Kunming 650500, People's Republic of China*
- ⁷¹ *Zhejiang University, Hangzhou 310027, People's Republic of China*
- ⁷² *Zhengzhou University, Zhengzhou 450001, People's Republic of China*
- ^a *Also at the Moscow Institute of Physics and Technology, Moscow 141700, Russia*
- ^b *Also at the Novosibirsk State University, Novosibirsk, 630090, Russia*
- ^c *Also at the NRC "Kurchatov Institute", PNPI, 188300, Gatchina, Russia*
- ^d *Also at Goethe University Frankfurt, 60323 Frankfurt am Main, Germany*
- ^e *Also at Key Laboratory for Particle Physics, Astrophysics and Cosmology, Ministry of Education; Shanghai Key Laboratory for Particle Physics and Cosmology; Institute of Nuclear and Particle Physics, Shanghai 200240, People's Republic of China*

^f Also at Key Laboratory of Nuclear Physics and Ion-beam Application (MOE) and Institute of Modern Physics, Fudan University, Shanghai 200443, People's Republic of China

^g Also at State Key Laboratory of Nuclear Physics and Technology, Peking University, Beijing 100871, People's Republic of China

^h Also at School of Physics and Electronics, Hunan University, Changsha 410082, China

ⁱ Also at Guangdong Provincial Key Laboratory of Nuclear Science, Institute of Quantum Matter, South China Normal University, Guangzhou 510006, China

^j Also at Frontiers Science Center for Rare Isotopes, Lanzhou University, Lanzhou 730000, People's Republic of China

^k Also at Lanzhou Center for Theoretical Physics, Lanzhou University, Lanzhou 730000, People's Republic of China

^l Also at the Department of Mathematical Sciences, IBA, Karachi, Pakistan

The cross section of the process $e^+e^- \rightarrow \omega\pi^0\pi^0$ is measured at nineteen center-of-mass energies from 2.0 to 3.08 GeV using data collected with the BESIII detector at the BEPCII storage ring. A resonant structure around 2.20 GeV is observed with statistical significance larger than 5σ . Using a coherent fit to the cross section line shape, the mass and width are determined to be $M = 2222 \pm 7 \pm 2$ MeV/ c^2 and $\Gamma = 59 \pm 30 \pm 6$ MeV, respectively, where the first uncertainties are statistical and the second ones are systematic.

I. INTRODUCTION

The process $e^+e^- \rightarrow V\pi\pi$, where V denotes a vector meson state, has been widely studied and provides an important arena for the measurements of resonant structures. For example, there are bottomonium states in the process $e^+e^- \rightarrow \Upsilon(nS)\pi^+\pi^-$ [1], charmonium states in the $e^+e^- \rightarrow J/\psi\pi\pi$ and $\psi(2S)\pi\pi$ processes [2–5], and $\phi(2170)$ in $e^+e^- \rightarrow \phi\pi^+\pi^-$ [6, 7]. Hence, it is natural to search for vector mesons in $e^+e^- \rightarrow \omega\pi\pi$ processes. According to isospin conservation in strong interactions and the Clebsch-Gordon coefficients involved, of the two intermediate-state isospin possibilities, $I = 0$ and $I = 1$, both are allowed for the process $e^+e^- \rightarrow \omega\pi^+\pi^-$, while only $I = 0$ is allowed for $e^+e^- \rightarrow \omega\pi^0\pi^0$, which makes the $\omega\pi^0\pi^0$ channel most suitable to search for an intermediate isoscalar resonance.

The BABAR Collaboration has used the initial state radiation method to measure the cross sections of various processes in the low energy region below 2.2 GeV [8, 9]. More recently they have expanded their measurements up to 2.5 GeV and used the results in conjunction with their previous results to investigate the nature of the resonance observed by the BESIII Collaboration in the $e^+e^- \rightarrow K^+K^-$ cross section near 2.2 GeV [10]. Among the cross sections measured by BABAR were the processes $e^+e^- \rightarrow \omega\pi^+\pi^-$ and $\omega\pi^0\pi^0$ [8, 9], where they reported a resonant structure with a mass of 2265 ± 20 MeV/ c^2 , a width of 75_{-27}^{+125} MeV, and a significance of 2.6σ , by combining the $\omega\pi^0\pi^0$ and $\omega\pi^+\pi^-$ channels [11].

Since $\phi \rightarrow \omega\pi^0\pi^0$ is an Okubo-Zweig-Iizuka (OZI) suppressed process, a resonant structure in $e^+e^- \rightarrow \omega\pi^0\pi^0$ is more likely to be an ω excited state than a ϕ excited state. According to the Particle Data Group (PDG) [12], there are three ω excited state candidates around 2.2 GeV, $\omega(2205)$ [13], $\omega(2290)$ [14] and $\omega(2330)$ [15], which are not fully understood yet. Reference [16] predicts these to be n^3S_1 states for $\omega(2290)$ and $\omega(2330)$ and an n^3D_1

state for $\omega(2205)$. Further experimental investigations are needed to disentangle this scenario.

In this paper, the Born cross sections of the process $e^+e^- \rightarrow \omega\pi^0\pi^0$ are measured with data samples collected at nineteen center-of-mass energies (\sqrt{s}) from 2.0 to 3.08 GeV corresponding to a total integrated luminosity of 647 pb $^{-1}$. With the same data samples, several other hadronic processes have been used to search for excited meson states above 2.0 GeV, including $e^+e^- \rightarrow \eta'\pi^+\pi^-$, $\omega\pi^0$, $\omega\eta$, etc [10, 17–22].

II. DETECTOR AND DATA SAMPLE

The BESIII detector [23] records symmetric e^+e^- collisions provided by the BEPCII storage ring [24], which operates in the center-of-mass energy range from 2.0 to 4.95 GeV. BESIII has collected large data samples in this energy region [25]. The cylindrical core of the BESIII detector covers 93% of the full solid angle and consists of a helium-based multilayer drift chamber (MDC), a plastic scintillator time-of-flight system (TOF), and a CsI(Tl) electromagnetic calorimeter (EMC), which are all enclosed in a superconducting solenoidal magnet providing a 1.0 T magnetic field. The solenoid is supported by an octagonal flux-return yoke with resistive plate counter muon identification modules interleaved with steel. The charged-particle momentum resolution at 1 GeV/ c is 0.5%, and the dE/dx resolution is 6% for electrons from Bhabha scattering. The EMC measures photon energies with a resolution of 2.5% (5%) at 1 GeV in the barrel (end cap) region. The time resolution in the TOF barrel region is 68 ps, while that in the end cap region is 110 ps.

Simulated data samples produced with a GEANT4-based [26] Monte Carlo (MC), which includes the geometric description of the BESIII detector and the detector response, are used to determine detection efficiencies and to estimate backgrounds. The known decay modes

are modeled with EVTGEN [27] using branching fractions taken from the PDG [12]. Final state radiation (FSR) from charged final state particles is incorporated using PHOTOS [28], and initial state radiation (ISR) is incorporated using ConExc [29]. The $\omega\pi^0\pi^0$ state is simulated by using a uniformly distributed phase space (PHSP) model. The decay of ω to $\pi^+\pi^-\pi^0$ is simulated by using a Dalitz plot analysis as described in Ref. [30]. Inclusive MC events for studying background contamination are generated using a hybrid generator [31], which includes hadronic events and background events.

III. EVENT SELECTION AND BACKGROUND ANALYSIS

For the process $e^+e^- \rightarrow \omega\pi^0\pi^0$, with subsequent decays $\omega \rightarrow \pi^+\pi^-\pi^0$ and $\pi^0 \rightarrow \gamma\gamma$, candidate events are required to have two reconstructed charged tracks and at least six reconstructed photons. Charged tracks detected in the MDC are required to be within a polar angle (θ) range of $|\cos\theta| < 0.93$, where θ is defined with respect to the z -axis, which is the symmetry axis of the MDC. The distance of closest approach to the interaction point must be less than 10 cm along the z -axis and less than 1 cm in the transverse plane. Photon candidates are identified using showers in the EMC. The deposited energy of each shower must be more than 25 MeV in the barrel region ($|\cos\theta| < 0.80$) and more than 50 MeV in the end cap region ($0.86 < |\cos\theta| < 0.92$). To exclude showers that originate from charged tracks, the angle between the line joining the interaction point (IP) to the position of the selected shower and a line joining the IP to the point where any charged track is projected to intersect the EMC must be greater than 10 deg. To suppress electronic noise and showers unrelated to the event, the difference between the EMC time and the event start time is required to be within $[0, 700]$ ns.

Particle identification (PID) for charged tracks combines measurements of dE/dx in the MDC and the flight time in the TOF to form likelihoods $\mathcal{L}(h)$ ($h = p, K, \pi$) for each hadron h hypothesis. Tracks are identified as pions when the pion hypothesis has the greatest likelihood [$\mathcal{L}(\pi) > \mathcal{L}(K)$ and $\mathcal{L}(\pi) > \mathcal{L}(p)$]. Two identified oppositely charged pions are required and then used in a vertex fit. Only events with two oppositely charged pions satisfying the vertex fit are selected.

To suppress background events, a four-constraint (4C) kinematic fit imposing four-momentum conservation is performed under the hypothesis $e^+e^- \rightarrow \omega\pi^0\pi^0 \rightarrow \pi^+\pi^-\gamma\gamma\gamma\gamma$, with $\chi_{4C}^2 < 100$ required, where χ_{4C}^2 is the χ^2 from the kinematic fit. For events with more than six photon candidates, the combination of six different photons with the smallest χ_{4C}^2 is retained and χ_{4C}^2 should be less than 100 as well. Three photon pairs corresponding to the three π^0 candidates are selected by choosing the combination with the smallest

value of $\chi_{\pi^0\pi^0\pi^0}^2 = (M_{\gamma_1\gamma_2} - M_{\pi^0}^{\text{PDG}})^2/\sigma_{\gamma_1\gamma_2}^2 + (M_{\gamma_3\gamma_4} - M_{\pi^0}^{\text{PDG}})^2/\sigma_{\gamma_3\gamma_4}^2 + (M_{\gamma_5\gamma_6} - M_{\pi^0}^{\text{PDG}})^2/\sigma_{\gamma_5\gamma_6}^2$, where $M_{\pi^0}^{\text{PDG}}$ is the mass of π^0 from the PDG [12], while $M_{\gamma_i\gamma_j}$ and $\sigma_{\gamma_i\gamma_j}$ are the invariant mass of $\gamma_i\gamma_j$ and its calculated standard deviations from MC samples. Of the three π^0 mesons, the one with the minimum $|M_{\pi^+\pi^-\pi^0} - M_{\omega}^{\text{PDG}}|$ is assigned to be from the ω decay and tagged as π_1^0 , where M_{ω}^{PDG} is the mass of ω from the PDG [12]. The two photons used to reconstruct π_1^0 are tagged as γ_1 and γ_2 . The other two π^0 mesons are tagged as π_2^0 and π_3^0 according to $M_{\omega\pi_2^0} < M_{\omega\pi_3^0}$, where $M_{\omega\pi_2^0}$ and $M_{\omega\pi_3^0}$ represent the invariant mass of $\omega\pi_2^0$ and $\omega\pi_3^0$, respectively. The photons used to reconstruct them are tagged as $\gamma_3, \gamma_4, \gamma_5$ and γ_6 , respectively.

The difference between the invariant mass of the reconstructed π^0 and $M_{\pi^0}^{\text{PDG}}$ is required to be less than 3 times the left (right) side standard deviation: $M_{\gamma_i\gamma_j} \in [M_{\pi^0}^{\text{PDG}} - 3 \cdot \sigma_{(\text{left})\gamma_i\gamma_j}, M_{\pi^0}^{\text{PDG}} + 3 \cdot \sigma_{(\text{right})\gamma_i\gamma_j}]$, where $\sigma_{(\text{left})}$ and $\sigma_{(\text{right})}$ are the quadratic means of the difference of the mass of reconstructed π^0 and $M_{\pi^0}^{\text{PDG}}$ for π^0 candidates with mass above and below $M_{\pi^0}^{\text{PDG}}$, respectively.

The invariant mass distribution of the reconstructed ω candidates at $\sqrt{s} = 2.1250$ GeV is shown in Fig. 1. There are contributions from both PHSP MC and inclusive backgrounds. In this distribution, $|M_{\pi^+\pi^-\gamma_1\gamma_2} - M_{\omega}^{\text{PDG}}| < 0.05$ GeV/ c^2 is chosen as the signal region, as shown in Fig. 1, while $|M_{\pi^+\pi^-\gamma_1\gamma_2} - M_{\omega}^{\text{PDG}}| \in [0.10, 0.20]$ GeV/ c^2 is chosen as the sideband region to estimate backgrounds.

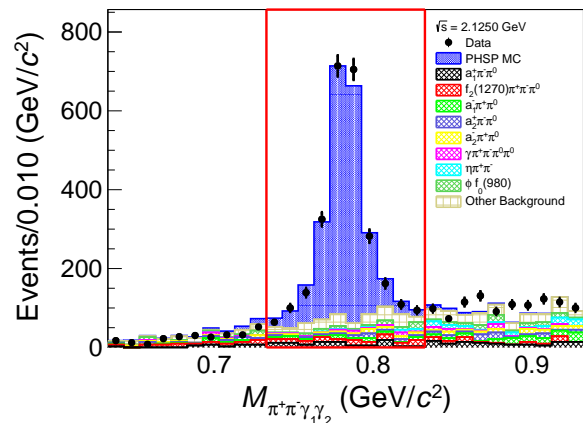


FIG. 1. The invariant mass distribution of $\pi^+\pi^-\gamma_1\gamma_2$ at $\sqrt{s} = 2.1250$ GeV. The black dots with error bars are data. The blue histogram represents the contribution of PHSP MC. Other colored histograms represent contributions of backgrounds from inclusive MC. The red box indicates the signal region. Backgrounds are normalized according to the estimated cross section of each process.

Inclusive MC events are selected with the same event selection criteria. Detailed event type analysis over these

events with TopoAna [32] shows that the dominant backgrounds come from processes with $\pi^+\pi^-\pi^0\pi^0\pi^0$ final states but through different intermediate states. However, no peaking background appears under the ω resonance.

IV. BORN CROSS SECTION MEASUREMENT

The Born cross section of $e^+e^- \rightarrow \omega\pi^0\pi^0$ is calculated from

$$\sigma^B = \frac{N_{\text{signal}}}{\mathcal{L} \cdot \varepsilon \cdot \mathcal{B}_{\omega \rightarrow \pi^+\pi^-\pi^0} \cdot \mathcal{B}_{\pi^0 \rightarrow \gamma\gamma}^3 \cdot (1 + \delta)}, \quad (1)$$

where \mathcal{L} is the luminosity, N_{signal} is the signal yield, ε is the detection efficiency and $\mathcal{B}_{\omega \rightarrow \pi^+\pi^-\pi^0}$ and $\mathcal{B}_{\pi^0 \rightarrow \gamma\gamma}$ are branching fractions taken from the PDG [12]. The product of the ISR correction factor times the vacuum-polarization (VP) correction factor is represented by $1 + \delta$.

The PHSP MC samples are found to strongly deviate from the data. To obtain a more reliable detection efficiency, the PHSP MC events are weighted according to the multidimensional distribution. Two-body invariant mass distributions and pion angular distributions are suitable to correct the impact of intermediate processes. Since $M_{\pi^+\pi^-\gamma_1\gamma_2\gamma_3\gamma_4}$ and $M_{\pi^+\pi^-\gamma_1\gamma_2\gamma_5\gamma_6}$ are strongly correlated (the relationship chosen in Sec. III is not sufficient to separate the role of π_2^0 and π_3^0), two-dimensional distribution of $M_{\pi^+\pi^-\gamma_1\gamma_2\gamma_3\gamma_4}$ versus $M_{\gamma_3\gamma_4\gamma_5\gamma_6}$ are found to be better to satisfy the consistency of data and PHSP MC. The weight factor is the ratio between data and the PHSP MC in this distribution with 40 bins for each dimension. It is defined as $w = (n_{\text{Data}} - n_{\text{Sideband}})/n_{\text{MC}}$, where n denotes the number of events in the corresponding bin. Good agreement between data and weighted MC distributions is observed, as shown in Fig. 2. The detection efficiency (ε) is taken as the total weight of selected events divided by the total weight of generated events.

The signal yield of $e^+e^- \rightarrow \omega\pi^0\pi^0$ is obtained by fitting the $\pi^+\pi^-\gamma_1\gamma_2$ mass spectrum with an unbinned maximum likelihood method. The contribution of background events is described by a second order polynomial function, and the ω signal is described by the MC-simulated shape convolved with a Gaussian function which accounts for the difference between MC and data. Figure 3 shows the fitted $\pi^+\pi^-\gamma_1\gamma_2$ mass spectrum for the data sample at $\sqrt{s} = 2.1250$ GeV.

The ISR and VP effects are incorporated by ConExc [29], which provides ISR and VP factors depending on the input cross section. An iterative procedure is performed, with comparison between the input cross sections and the measured ones, until the difference of $(1 + \delta)$ is less than 1% between the last two iterations.

The Born cross sections for all nineteen energies together with all values used in the measurement are shown in Table I.

V. SYSTEMATIC UNCERTAINTY

Several sources of systematic uncertainties, which include the luminosity measurements, tracking efficiency, PID efficiency, photon detection, kinematic fit, $\gamma\gamma$ mass requirement, fitting procedure, branching fractions of intermediate state decays and the ISR and VP corrections, are considered in this analysis.

(a) The integrated luminosities of the data samples used in this analysis are measured using large angle Bhabha scattering events, and the corresponding uncertainties are estimated to be 1.0% [33].

(b) The uncertainty of the tracking efficiency is investigated using samples of the $e^+e^- \rightarrow K^+K^-\pi^+\pi^-$ process [10, 34]. The difference in tracking efficiency between data and the MC simulation is estimated to be 1.0% per pion. Hence, 2.0% is taken as the systematic uncertainty.

(c) To estimate the uncertainty in the PID efficiency, the same samples as used to investigate the tracking efficiency are studied. The average difference in the PID efficiency between data and the MC simulation is found to be 1.0% per charged pion. Therefore, 2.0% is taken as the systematic uncertainty.

(d) The uncertainty associated with the photon selection efficiency is studied with samples of $e^+e^- \rightarrow K^+K^-\pi^+\pi^-$ [34]. The samples cover the same angle and momentum ranges as in this analysis. The result shows that the difference in detection efficiency between data and MC simulation is 1.0% per photon. The systematic uncertainty of six photons is fully correlated and result in 6.0% uncertainty in total.

(e) The uncertainty associated with the branching fractions of intermediate states are taken from the PDG as 0.7%.

(f) The uncertainty associated with reweight procedure comes from the choosing of bin size and the fluctuation of bin content of distribution of data. To estimated those impact, number of bins for each dimension are varied from 20 to 60 and the sampling of reweight factors is performed based on the error of bin content of data, with total number of data sample remains the same. These parallel samples of reweight factors are used to calculate detection efficiency again. The standard deviation of these parallel detection efficiencies in percentage is taken as the systematic uncertainty.

(g) The uncertainty associated with the kinematic fit comes from the inconsistency of the track helix parameters between data and the MC simulation. The helix parameters for the charged tracks of MC samples are

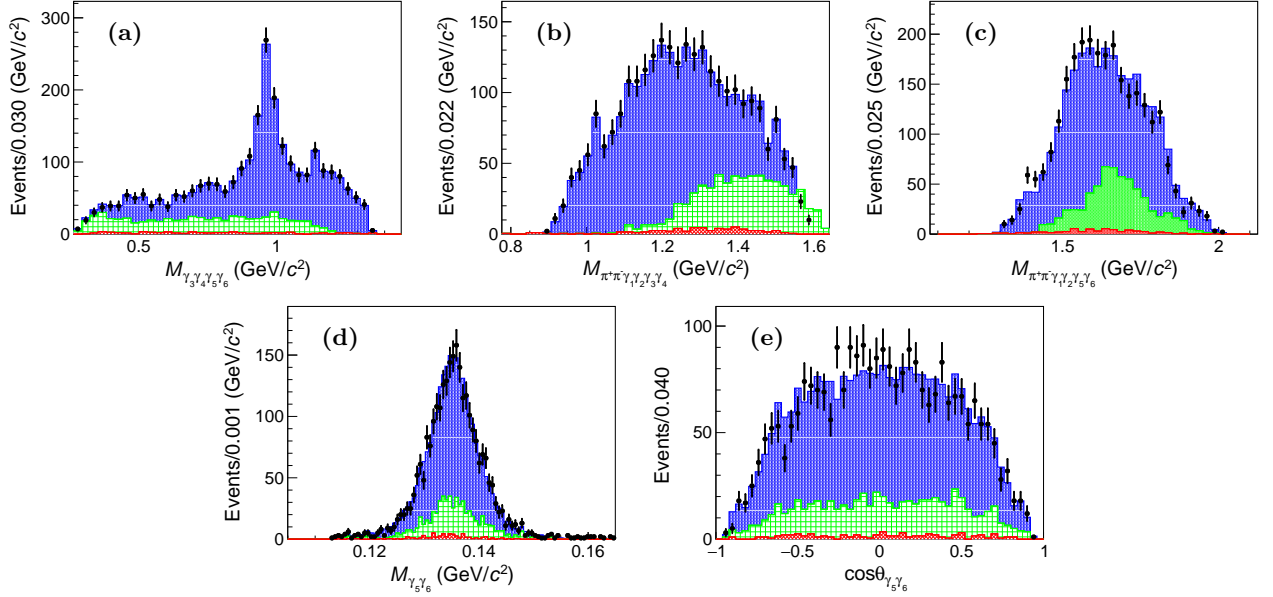


FIG. 2. The invariant mass distributions of (a) $\gamma_3\gamma_4\gamma_5\gamma_6$, (b) $\pi^+\pi^-\gamma_1\gamma_2\gamma_3\gamma_4$, (c) $\pi^+\pi^-\gamma_1\gamma_2\gamma_5\gamma_6$, (d) $\gamma_5\gamma_6$, and (e) $\cos\theta_{\gamma_5\gamma_6}$ at $\sqrt{s} = 2.1250$ GeV, where $\theta_{\gamma_5\gamma_6}$ is the polar angle of the $\gamma_5\gamma_6$ system defined with respect to the z -axis. In both (d) and (e), the distribution of $\gamma_5\gamma_6$ is shown as an example of the three possible $\gamma\gamma$ combinations. The black dots with error bars represent the data. The blue histogram represents the contribution of the weighted signal MC. The red and green histograms represent the contributions of estimated backgrounds, which are given by one half of the sum of the left and right sidebands in the $\pi^+\pi^-\gamma_1\gamma_2$ invariant mass distribution, respectively. Histograms are stacked above one another to compare with data. The histograms are normalized according to the number of events in the histograms.

TABLE I. Born cross sections for $e^+e^- \rightarrow \omega\pi^0\pi^0$. The columns represent center-of-mass energy (\sqrt{s}), signal yield, luminosity, detection efficiency, ISR and VP corrections and calculated Born cross section. The first uncertainties for the Born cross section are statistical, and the second ones are systematic. The uncertainties for the signal yield are statistical only.

\sqrt{s} (GeV)	N_{signal}	\mathcal{L} (pb^{-1})	ϵ	$1 + \delta$	Born cross section (pb)
2.0000	273 ± 18	10.1	0.12	0.89	$296.9 \pm 20.1 \pm 20.2$
2.0500	86 ± 10	3.34	0.12	0.94	$276.3 \pm 32.7 \pm 18.9$
2.1000	249 ± 18	12.2	0.11	0.97	$218.1 \pm 15.9 \pm 15.2$
2.1250	2144 ± 53	108.0	0.11	0.98	$211.2 \pm 5.2 \pm 14.4$
2.1500	54 ± 8	2.84	0.11	0.98	$206.6 \pm 31.6 \pm 14.1$
2.1750	242 ± 18	10.6	0.11	0.98	$227.9 \pm 16.6 \pm 15.5$
2.2000	308 ± 20	13.7	0.12	0.97	$229.9 \pm 14.6 \pm 15.6$
2.2324	224 ± 17	11.9	0.11	1.04	$185.6 \pm 13.7 \pm 12.7$
2.3094	207 ± 17	21.1	0.10	1.13	$102.1 \pm 8.2 \pm 7.0$
2.3864	194 ± 19	22.5	0.10	1.14	$88.2 \pm 8.5 \pm 6.0$
2.3960	526 ± 27	66.9	0.10	1.14	$76.7 \pm 3.9 \pm 5.2$
2.6444	207 ± 16	33.7	0.10	1.25	$59.4 \pm 4.6 \pm 4.0$
2.6464	188 ± 16	34.0	0.10	1.28	$54.8 \pm 4.5 \pm 3.7$
2.9000	296 ± 19	105.0	0.10	1.34	$25.4 \pm 1.6 \pm 1.7$
2.9500	32 ± 9	15.9	0.10	1.33	$19.8 \pm 5.5 \pm 1.4$
2.9810	52 ± 8	16.1	0.10	1.38	$30.4 \pm 4.7 \pm 2.1$
3.0000	28 ± 6	15.9	0.10	1.29	$15.5 \pm 3.6 \pm 1.1$
3.0200	30 ± 6	17.3	0.09	1.34	$15.6 \pm 3.1 \pm 1.1$
3.0800	156 ± 14	126.0	0.09	1.34	$12.7 \pm 1.2 \pm 0.9$

corrected to eliminate the inconsistency, as described in Ref. [35], and the agreement of the χ^2_{4C} distributions between data and MC simulation is significantly improved.

The differences of the selection efficiencies with and without the correction are taken as the systematic uncertainties.

TABLE II. Systematic uncertainties (in percentage) in this analysis. The columns represent center-of-mass energy (\sqrt{s}), the uncertainty associated with luminosity, charged track selection, PID, photon selection, branching fraction, 4C kinematic fit, reweight procedure, background shape, signal shape, $\gamma\gamma$ invariant mass window, $\pi^+\pi^-\gamma_1\gamma_2$ invariant mass window and $1 + \delta$ calculation. The last column is the total systematic uncertainty.

\sqrt{s} (GeV)	\mathcal{L}	Charged track selection	PID selection	Photon selection	Branching fraction	4C kinematic fit	Reweight procedure	Background shape	Signal shape	$M_{\gamma\gamma}$ window	$M_{\pi^+\pi^-\gamma_1\gamma_2}$ window	$1 + \delta$	Total
2.0000	1.0	2.0	2.0	6.0	0.7	0.57	0.35	0.22	0.13	0.18	0.18	0.5	6.81
2.0500	1.0	2.0	2.0	6.0	0.7	0.55	0.66	0.10	0.18	0.16	0.18	0.5	6.83
2.1000	1.0	2.0	2.0	6.0	0.7	0.66	0.33	0.17	1.43	0.11	0.11	0.5	6.96
2.1250	1.0	2.0	2.0	6.0	0.7	0.36	0.14	0.19	0.41	0.26	0.17	0.5	6.80
2.1500	1.0	2.0	2.0	6.0	0.7	0.68	0.66	0.12	0.45	0.14	0.14	0.5	6.85
2.1750	1.0	2.0	2.0	6.0	0.7	0.46	0.45	0.11	0.18	0.11	0.18	0.5	6.80
2.2000	1.0	2.0	2.0	6.0	0.7	0.52	0.46	0.19	0.14	0.15	0.16	0.5	6.81
2.2324	1.0	2.0	2.0	6.0	0.7	0.47	0.48	0.14	0.15	0.17	0.52	0.5	6.82
2.3094	1.0	2.0	2.0	6.0	0.7	0.36	0.46	0.93	0.16	0.18	0.16	0.5	6.86
2.3864	1.0	2.0	2.0	6.0	0.7	0.34	0.53	0.14	0.17	0.11	0.13	0.5	6.80
2.3960	1.0	2.0	2.0	6.0	0.7	0.54	0.34	0.11	0.24	0.47	0.10	0.5	6.82
2.6444	1.0	2.0	2.0	6.0	0.7	0.39	0.32	0.17	0.26	0.32	0.36	0.5	6.81
2.6464	1.0	2.0	2.0	6.0	0.7	0.60	0.73	0.13	0.29	0.10	0.16	0.5	6.84
2.9000	1.0	2.0	2.0	6.0	0.7	0.23	0.35	0.17	0.14	0.17	0.15	0.5	6.78
2.9500	1.0	2.0	2.0	6.0	0.7	0.49	0.95	0.18	1.48	0.61	0.77	0.5	7.08
2.9810	1.0	2.0	2.0	6.0	0.7	0.50	1.17	0.14	0.13	0.13	0.11	0.5	6.89
3.0000	1.0	2.0	2.0	6.0	0.7	0.64	1.04	0.13	1.06	0.13	0.66	0.5	6.99
3.0200	1.0	2.0	2.0	6.0	0.7	0.26	1.02	0.14	0.11	0.12	0.17	0.5	6.85
3.0800	1.0	2.0	2.0	6.0	0.7	0.35	0.73	0.11	0.13	0.15	0.10	0.5	6.82

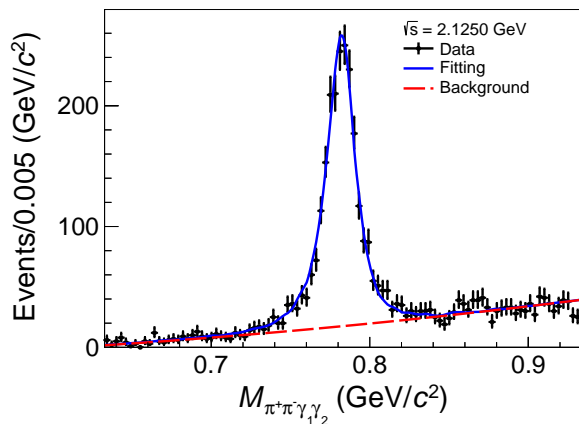


FIG. 3. Fitting result for the $\pi^+\pi^-\gamma_1\gamma_2$ mass spectrum for the data sample at $\sqrt{s} = 2.1250$ GeV. Dots with error bars represent data. The blue solid line represents the fitting function, and the red dashed line represents the background.

(h) The uncertainty associated with the background shape is estimated by the difference if a first order polynomial function is used for the background shape.

(i) The uncertainty associated with the signal function in the signal determination is estimated by the difference if an alternative fit with a Breit-Wigner function convolved with a Gaussian function is used for the signal shape.

(j) The uncertainty associated with the mass window of the $\gamma\gamma$ invariant mass distribution is estimated by changing the number of one-side standard deviations from 3 to 2.8 and 3.2. The larger difference in the calculated cross section results is taken as the systematic uncertainty.

(k) The uncertainty associated with the mass window of $\pi^+\pi^-\gamma_1\gamma_2$ is estimated by changing the fitting range from $M_\omega^{\text{PDG}} \pm 0.15$ GeV/ c^2 to $M_\omega^{\text{PDG}} \pm 0.14$ GeV/ c^2 and $M_\omega^{\text{PDG}} \pm 0.16$ GeV/ c^2 . The larger difference in the result of the calculated cross section is taken as the systematic uncertainty.

(l) The uncertainty associated with $1 + \delta$ is obtained from the accuracy of the radiation function, which is about 0.5% [36], and the contribution from the cross section line shape, which is estimated by varying the model parameters of the fit to the cross section. All parameters are randomly varied within their uncertainties, and the resulted parametrization of the line shape is used to recalculate $1 + \delta$, ϵ and the corresponding cross section. This procedure is repeated 100 times, and the standard deviation of the resulting cross section is taken as the systematic uncertainty.

All systematic uncertainties are summarized in Table II. The total systematic uncertainty is obtained by adding all individual contributions in quadrature.

VI. LINE SHAPE FITTING TO THE CROSS SECTION

To study the possible structure around 2.20 GeV, the cross section $\sigma^B(s)$ is fitted by the coherent sum of the possible resonant component together with a phase space component for the continuum contribution:

$$\begin{aligned}\sigma^B(s) &= |f_r(s)e^{i\phi_r} + f_c(s)|^2, \\ f_r(s) &= \frac{M_r}{\sqrt{s}} \frac{\sqrt{12\pi C \Gamma_{ee}^r Br \Gamma_r}}{s - M_r^2 + iM_r \Gamma_r} \sqrt{\frac{\Phi(\sqrt{s})}{\Phi(M_r)}}, \\ f_c(s) &= a \frac{\sqrt{\Phi(\sqrt{s})}}{(\sqrt{s})^b},\end{aligned}\quad (2)$$

where $f_r(s)$ represents the resonant component [37], in which M_r and Γ_r are the mass and width of the resonant structure near 2.20 GeV. Parameter $\Gamma_{ee}^r Br$ is the electric partial width times the branching fraction of the resonance decaying to $\omega\pi^0\pi^0$, ϕ_r is the relative phase between the resonant and nonresonant amplitude, and the continuum part $f_c(s)$ is parametrized by a and b . All six parameters above are floated, while Φ is the calculated three-body phase space factor and C is a conversion constant which equals to 3.893×10^8 pb \cdot GeV² [8]. The results from the fit are shown in Fig. 4 and Table III. Two solutions are found. Solution (a) corresponds to the case of constructive interference between the resonant and continuum contributions and solution (b) corresponds to the case of destructive interference. The fitting quality χ^2/ndf is 22.6/13, where ndf is the number of degrees of freedom.

TABLE III. The result of the fit to the $e^+e^- \rightarrow \omega\pi^0\pi^0$ cross section with functions described by Eq. (2). The uncertainty is statistical only. The statistical significance is calculated from the difference in χ^2 of the fit if only the continuum shape is used to fit the Born cross sections.

Parameter	Solution (a)	Solution (b)
M_r (MeV/ c^2)	2222 ± 7	
Γ_r (MeV)	59 ± 30	
ϕ_r	2.4 ± 0.3	-1.7 ± 0.1
$\Gamma_{ee}^r Br$ (eV)	0.3 ± 0.1	13.8 ± 6.6
$a(\times 10^3)$	1.3 ± 0.2	
b	5.0 ± 0.1	
Significance		5.3σ

To study the systematic uncertainties for the resonant parameters, an alternative fit is carried out by parametrizing the continuum component with an exponential function [2],

$$f_c(s) = \sqrt{\Phi(\sqrt{s})} e^{p_0 u p_1}, \quad (3)$$

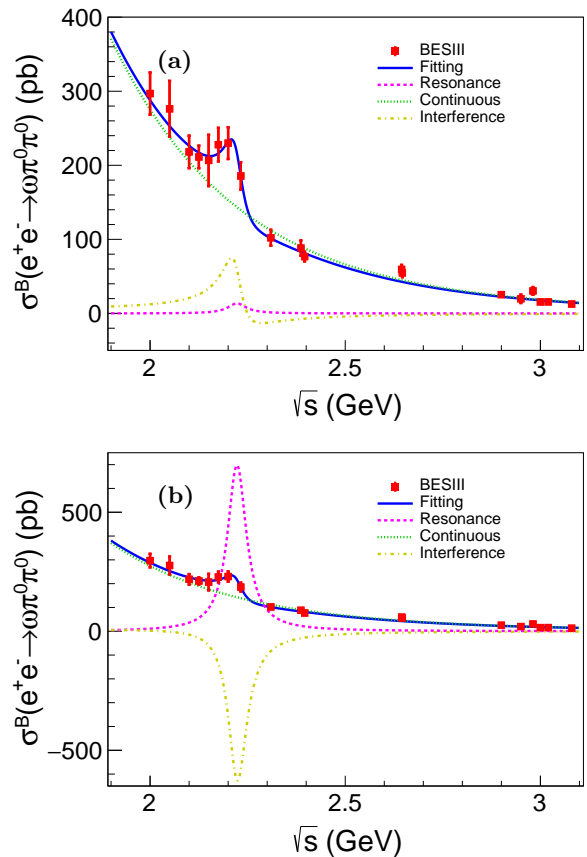


FIG. 4. Fit to the Born cross section of $e^+e^- \rightarrow \omega\pi^0\pi^0$. (a) The solution with constructive interference. (b) The solution with destructive interference. Red dots with error bars represent data, while blue solid line represents total fitting function, and green dotted, magenta dashed and yellow dashed curves represent the contributions of nonresonant, resonant and interference components, respectively.

where p_0 , p_1 are floated parameters and $u = \sqrt{s} - (2M_{\pi^0}^{\text{PDG}} + M_{\omega}^{\text{PDG}})$. The differences of the results between the alternative fit with Eq. (3) for the continuum component and the nominal fit are taken as systematic uncertainties for the resonant parameters. The systematic uncertainties associated with the signal model are also studied by using a relativistic Breit-Wigner function with an energy-dependent width as the signal shape [12]. They are found to be negligible. Finally, the mass and width of the resonance are determined to be $M = 2222 \pm 7 \pm 2$ MeV/ c^2 and $\Gamma = 59 \pm 30 \pm 6$ MeV with a statistical significance of 5.3σ , which is calculated from the change in χ^2 of the fit if the resonant contribution is removed. Both statistical and systematic uncertainties of measured Born cross sections are considered in the calculation of χ^2 of the fit. In addition, $\Gamma_{e^+e^-}^r Br$ is determined to be $0.3 \pm 0.1 \pm 0.1$ eV or $13.8 \pm 6.6 \pm 5.2$ eV for the two solutions from the fit, where the first uncertainties are statistical and the second ones are systematic.

VII. CONCLUSION

The cross section of the process $e^+e^- \rightarrow \omega\pi^0\pi^0$ is measured at nineteen center-of-mass energies from 2.0 to 3.08 GeV with a total integrated luminosity of 647 pb^{-1} . The resonant structure around 2.20 GeV is observed with a statistical significance of 5.3σ in the coherent fit to the cross section line shape. The resonance has a mass of $M = 2222 \pm 7 \pm 2 \text{ MeV}/c^2$ and a width of $\Gamma = 59 \pm 30 \pm 6 \text{ MeV}$, where the first uncertainties are statistical and the second ones are systematic. The resonance observed in this analysis, which could be an ω excited state, is consistent with *BABAR*'s measurement [11]. A future study of this channel with more data sets around $\sqrt{s} = 2.2 \text{ GeV}$ will be helpful to improve knowledge of this resonance [25].

VIII. ACKNOWLEDGEMENTS

The BESIII Collaboration thanks the staff of BEPCII and the IHEP computing center and the supercomputing center of USTC for their strong support. This work is supported in part by National Key Research and Development Program of China under Contracts No. 2020YFA0406400, No. 2020YFA0406300; National Natural Science Foundation of China (NSFC) under Contracts No. 11335008, No. 11625523, No. 11635010,

No. 11735014, No. 11822506, No. 11835012, No. 11935015, No. 11935016, No. 11935018, No. 11961141012, No. 12022510, No. 12025502, No. 12035009, No. 12035013, No. 12061131003, No. 11705192, No. 11950410506, No. 12122509, No. 12105276; the Chinese Academy of Sciences (CAS) Large-Scale Scientific Facility Program; Joint Large-Scale Scientific Facility Funds of the NSFC and CAS under Contracts No. U1732263, No. U1832207, No. U1832103, No. U2032111; CAS Key Research Program of Frontier Sciences under Contract No. QYZDJ-SSW-SLH040; 100 Talents Program of CAS; INPAC and Shanghai Key Laboratory for Particle Physics and Cosmology; ERC under Contract No. 758462; European Union Horizon 2020 research and innovation programme under Contract No. Marie Skłodowska-Curie Grant Agreement No. 894790; German Research Foundation DFG under Contracts No. 443159800, Collaborative Research Center CRC 1044, FOR 2359, FOR 2359, GRK 214; Istituto Nazionale di Fisica Nucleare, Italy; Ministry of Development of Turkey under Contract No. DPT2006K-120470; National Science and Technology fund; Olle Engkvist Foundation under Contract No. 200-0605; STFC (United Kingdom); The Knut and Alice Wallenberg Foundation (Sweden) under Contract No. 2016.0157; The Royal Society, UK under Contracts No. DH140054, No. DH160214; The Swedish Research Council; U. S. Department of Energy under Contracts No. DE-FG02-05ER41374, No. DE-SC-0012069.

-
- [1] K. F. Chen *et al.* (Belle Collaboration), *Phys. Rev. Lett.* **100**, 112001 (2008).
- [2] M. Ablikim *et al.* (BESIII Collaboration), *Phys. Rev. Lett.* **118**, 092001 (2017).
- [3] M. Ablikim *et al.* (BESIII Collaboration), *Phys. Rev. D* **102**, 012009 (2020).
- [4] M. Ablikim *et al.* (BESIII Collaboration), *Phys. Rev. D* **96**, 032004 (2017).
- [5] M. Ablikim *et al.* (BESIII Collaboration), *Phys. Rev. D* **97**, 052001 (2018).
- [6] C. P. Shen *et al.* (Belle Collaboration), *Phys. Rev. D* **80**, 031101 (2009).
- [7] M. Ablikim *et al.* (BESIII Collaboration), (2021), [arXiv:2112.13219 \[hep-ex\]](https://arxiv.org/abs/2112.13219).
- [8] B. Aubert *et al.* (*BABAR* Collaboration), *Phys. Rev. D* **76**, 092005 (2007).
- [9] J. P. Lees *et al.* (*BABAR* Collaboration), *Phys. Rev. D* **98**, 112015 (2018).
- [10] M. Ablikim *et al.* (BESIII Collaboration), *Phys. Rev. D* **99**, 032001 (2019).
- [11] J. P. Lees *et al.* (*BABAR* Collaboration), *Phys. Rev. D* **101**, 012011 (2020).
- [12] P. A. Zyla *et al.* (Particle Data Group), *Prog. Theor. Exp. Phys.* **2020**, 083C01 (2020).
- [13] A. V. Anisovich *et al.*, *Phys. Lett. B* **542**, 19 (2002).
- [14] D. V. Bugg, *Eur. Phys. J. C* **36**, 161 (2004).
- [15] M. Atkinson *et al.* (Omega Photon Collaboration), *Z. Phys. C* **38**, 535 (1988).
- [16] C. Q. Pang *et al.*, *Phys. Rev. D* **101**, 074022 (2020).
- [17] M. Ablikim *et al.* (BESIII Collaboration), *Phys. Rev. D* **103**, 072007 (2021).
- [18] M. Ablikim *et al.* (BESIII Collaboration), *Phys. Rev. Lett.* **124**, 112001 (2020).
- [19] M. Ablikim *et al.* (BESIII Collaboration), *Phys. Lett. B* **813**, 136059 (2021).
- [20] M. Ablikim *et al.* (BESIII Collaboration), *Phys. Rev. D* **104**, 032007 (2021).
- [21] M. Ablikim *et al.* (BESIII Collaboration), *Phys. Rev. D* **102**, 012008 (2020).
- [22] M. Ablikim *et al.* (BESIII Collaboration), *Phys. Rev. D* **100**, 032009 (2019).
- [23] M. Ablikim *et al.* (BESIII Collaboration), *Nucl. Instrum. Methods Phys. Res., Sect. B* **614**, 345 (2010).
- [24] C. H. Yu *et al.*, Proceedings of IPAC2016, Busan, Korea, 2016 (2016).
- [25] M. Ablikim *et al.* (BESIII Collaboration), *Chin. Phys. C* **44**, 040001 (2020).
- [26] S. Agostinelli *et al.* (GEANT4 Collaboration), *Nucl. Instrum. Methods Phys. Res., Sect. B* **506**, 250 (2003).
- [27] R. G. Ping, *Chin. Phys. C* **32**, 599 (2008).
- [28] E. Richter-Was, *Phys. Lett. B* **303**, 163 (1993).
- [29] R. G. Ping, *Chin. Phys. C* **38**, 083001 (2014).
- [30] M. Ablikim *et al.* (BESIII Collaboration), *Phys. Rev. D* **98**, 112007 (2018).

- [31] R. G. Ping *et al.*, *Chin. Phys. C* **40**, 113002 (2016).
- [32] X. Zhou, S. Du, G. Li, and C. Shen, *Comput. Phys. Commun.* **258**, 107540 (2021).
- [33] M. Ablikim *et al.* (BESIII Collaboration), *Chin. Phys. C* **41**, 063001 (2017).
- [34] W. L. Yuan *et al.*, *Chin. Phys. C* **40**, 026201 (2016).
- [35] M. Ablikim *et al.* (BESIII Collaboration), *Phys. Rev. D* **87**, 012002 (2013).
- [36] R. G. Ping, *Chin. Phys. C* **38**, 083001 (2014).
- [37] C. P. Shen and C. Z. Yuan, *Chin. Phys. C* **34**, 1045 (2010).