

Matrix Decomposition and Applications

Jun Lu

JUN.LU.LOCKY@GMAIL.COM

The realm of matrices is as vast as it is indispensable, with applications spanning from the minutiae of quantum systems to the expansive challenges of large-scale data analytics. At the heart of matrix analysis lies the transformative process of matrix decomposition—a method of reducing a complex matrix into simpler, constituent parts that illuminate its structure and utility. Far from being merely an abstract mathematical concept, matrix decomposition has become a cornerstone in fields as diverse as computer science, engineering, physics, and economics.

At its essence, matrix decomposition simplifies the representation and manipulation of matrices by breaking them down into manageable components. This process enables efficient solutions to linear systems, reduces computational complexity, and provides insights into data's inherent structure. Its applications are far-reaching, influencing everything from machine learning and optimization to image processing and recommender systems.

The historical roots of matrix decomposition trace back to the foundational work of Alston S. Householder in the mid-20th century, which set the stage for modern numerical analysis. Over the decades, the field has seen tremendous advancements, including innovations like backpropagation for neural networks, dimensionality reduction techniques in machine learning, and the utilization of low-rank matrices in natural language processing and large language models.

Today, matrix decomposition underpins technologies in statistics, optimization, and artificial intelligence. It is fundamental to the functioning of algorithms in deep neural networks, recommendation systems, and high-dimensional data analysis, among others. These applications not only underscore its practical significance but also highlight the evolving complexity of its theoretical underpinnings.

This book seeks to serve as a comprehensive and accessible introduction to matrix decomposition, offering readers a bridge between theoretical concepts and practical applications. It is designed for readers with a foundational understanding of linear algebra and aims to achieve the following objectives:

- *Explore core principles.* Present the mathematical foundations of matrix decomposition, ranging from basic methods such as LU, Cholesky, and QR decomposition to advanced techniques like SVD, eigenvalue decomposition, and their modern extensions.

- *Highlight practical applications.* Demonstrate the relevance of decomposition methods in diverse fields, including optimization, machine learning, neural network compression, and data interpretation.
- *Facilitate problem-solving.* Equip readers with the tools to understand and solve problems involving matrices, emphasizing how decomposition can simplify complex tasks and provide deeper insights.

Keywords

Existence and computing of matrix decompositions, Low-rank approximation, Pivot, LU decomposition for nonzero leading principal minors, Data distillation, CR decomposition, CUR/Skeleton decomposition, Interpolative decomposition, Biconjugate decomposition, Coordinate transformation, Hessenberg decomposition, ULV decomposition, URV decomposition, Rank decomposition, Gram-Schmidt process, Householder reflector, Givens rotation, Rank-revealing decomposition, Cholesky decomposition and update/downdate, Eigenvalue problems, Alternating least squares.

Acknowledgement: We extend our deepest gratitude to Gilbert Strang for posing the problem articulated in Corollary 6.2, reviewing the manuscript, and providing invaluable insights and references on the three factorizations derived from elimination steps. We are especially thankful for his generosity in sharing the manuscript of [Strang and Drucker \(2021\)](#), which greatly enriched our understanding of the subject. We also extend our heartfelt appreciation to the anonymous professors who offered their consultation, feedback, and expressed interest in adopting this book as course material for college-level instruction. The author also acknowledges the collaborative contributions of Joerg Osterrieder, Christine P. Chai, and Xuanyu Ye in developing the Bayesian approach for nonnegative matrix factorization and (intervened) interpolative decomposition. Their work has significantly illuminated the structure and content of several sections in this book, providing critical perspectives and innovative methodologies.

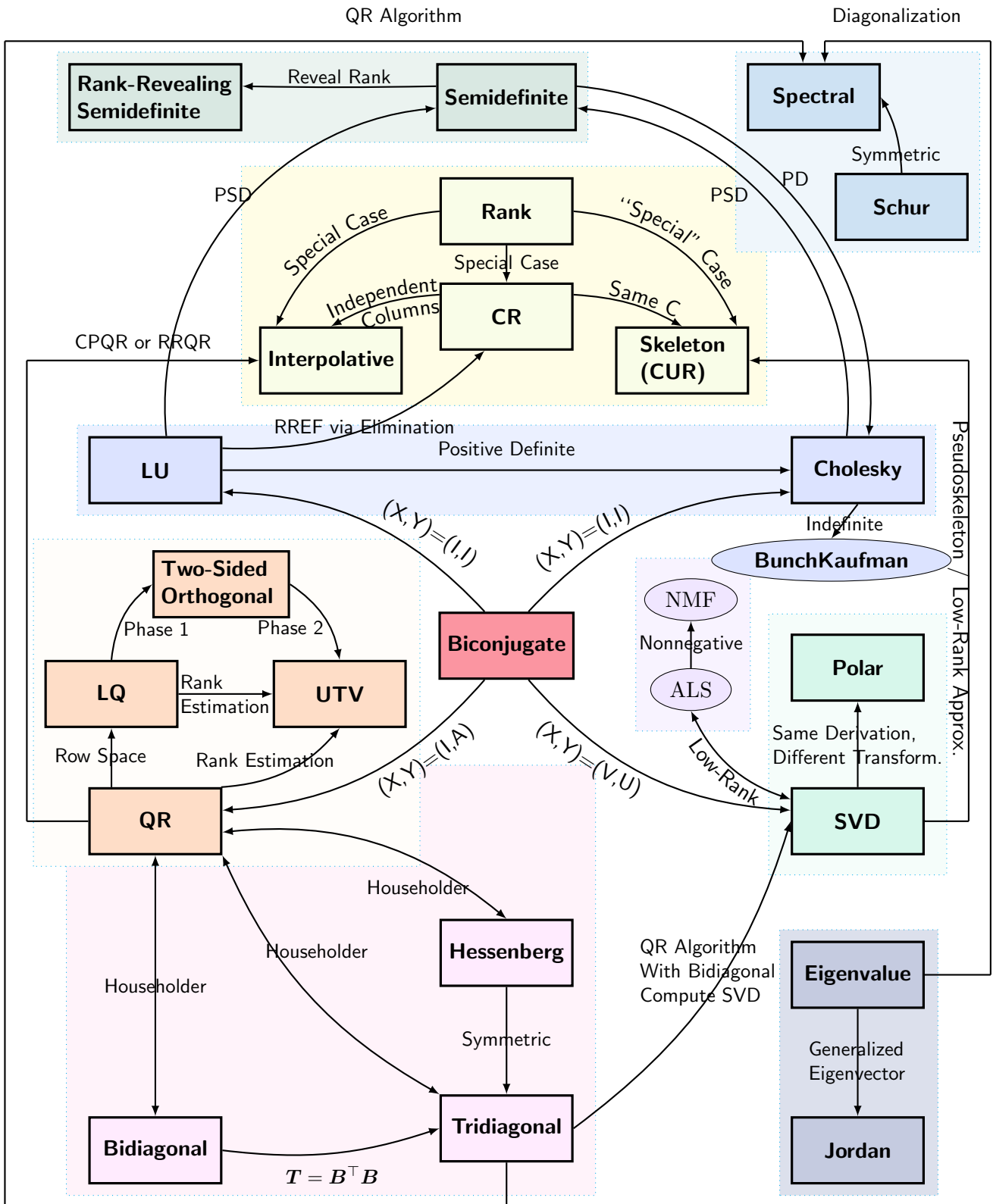


Figure 1: Matrix Decomposition World Map.

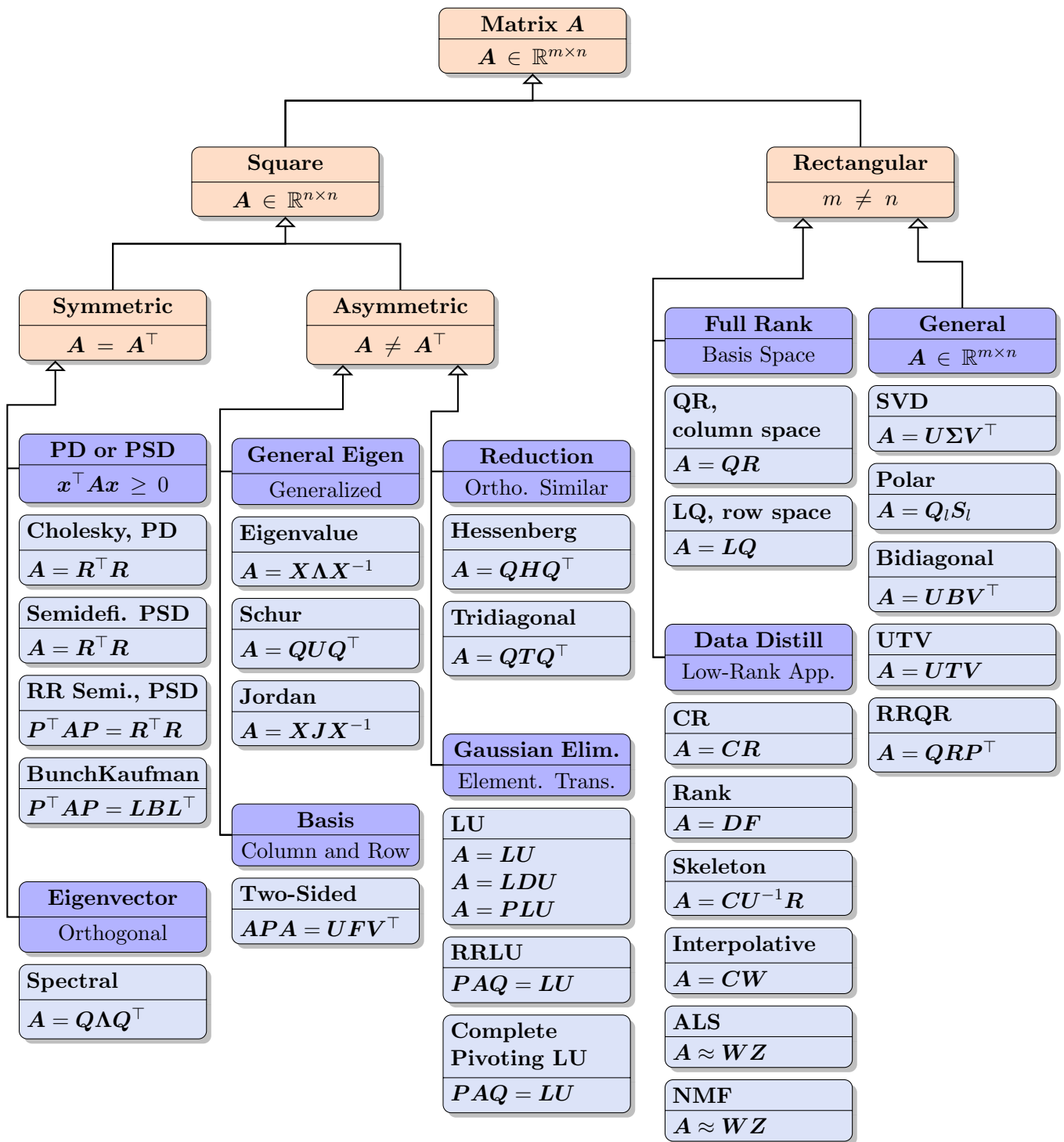


Figure 2: Matrix Decomposition World Map Under Conditions.

Contents

Introduction and Background	1
I Gaussian Elimination	12
1 LU Decomposition	14
1.1 LU Decomposition	14
1.2 Relation to Gaussian Elimination	15
1.3 Existence of LU Decomposition without Permutation	18
1.4 Existence of LU Decomposition with Permutation	19
1.5 Bandwidth Preserving in LU Decomposition without Permutation	20
1.6 Block LU Decomposition	21
1.7 Application: Linear System via the LU Decomposition	21
1.8 Application: Computing the Inverse of Nonsingular Matrices	22
1.9 Application: Computing the Determinant	22
1.10 Pivoting	23
1.10.1 Partial Pivoting	23
1.10.2 Complete Pivoting	24
1.10.3 Rook Pivoting	25
1.11 Rank-Revealing LU Decomposition	25
Chapter 1 Problems	25
2 Cholesky Decomposition	28
2.1 Cholesky Decomposition	28
2.2 Existence of Cholesky Decomposition via Recursive Calculation	28
2.3 Sylvester's Criterion: Leading Principal Minors of PD Matrices	31
2.4 Existence of Cholesky Decomposition via LU without Permutation	32
2.4.1 Diagonal Values of the Upper Triangular Matrix	33
2.4.2 Block Cholesky Decomposition	34
2.5 Existence of Cholesky Decomposition via Induction	34
2.6 Uniqueness of the Cholesky Decomposition	35
2.7 Last Words on Positive Definite Matrices	36
2.8 Decomposition for Semidefinite Matrices	36
2.9 Application: Rank-One Update/Downdate	38

2.9.1	Rank-One Update	38
2.9.2	Rank-One Downdate	40
2.10	Application: Indefinite Rank-Two Update	40
	Chapter 2 Problems	41
II	Triangularization, Orthogonalization, and Gram-Schmidt Process	42
3	QR Decomposition	44
3.1	QR Decomposition	44
3.2	Project a Vector Onto Another Vector	45
3.3	Project a Vector Onto a Plane	45
3.4	Existence of the QR Decomposition via the Gram-Schmidt Process	45
3.5	Orthogonal vs Orthonormal	47
3.6	Computing Reduced QR Decomposition via CGS and MGS	47
3.7	Computing Full QR Decomposition via Gram-Schmidt Process	51
3.8	Dependent Columns	51
3.9	QR with Column Pivoting: Column-Pivoted QR (CPQR)	52
3.9.1	A Simple CPQR via CGS	53
3.9.2	A Practical CPQR via CGS	53
3.10	QR with Column Pivoting: Revealing Rank-One Deficiency	54
3.11	QR with Column Pivoting: Revealing Rank-r Deficiency*	55
3.12	Existence of the QR Decomposition via Householder Reflector	55
3.13	Existence of the QR Decomposition the Givens Rotation	58
3.14	Uniqueness of the QR Decomposition	62
3.15	LQ, RRLQ, QL, RQ Decomposition	63
3.16	Two-Sided Orthogonal Decomposition	64
3.17	Rank-One Changes	64
3.18	Appending or Deleting a Column	66
3.19	Appending or Deleting a Row	68
	Chapter 3 Problems	69
4	UTV Decomposition: ULV and URV Decomposition	72
4.1	UTV Decomposition	72
4.2	Complete Orthogonal Decomposition	74
4.3	Application: Row Rank equals Column Rank via UTV	74
	Chapter 4 Problems	75
III	Data Interpretation and Information Distillation	76
5	CR Decomposition	78
5.1	CR Decomposition	78
5.2	Existence of CR Decomposition	78
5.3	Reduced Row Echelon Form (RREF)	79
5.4	Rank Decomposition	83
5.5	Application: Rank and Trace of an Idempotent Matrix	84
	Chapter 5 Problems	85

6	Skeleton/CUR Decomposition	88
6.1	Skeleton/CUR Decomposition	88
6.2	Existence of the Skeleton Decomposition	89
6.3	Pseudoskeleton Decomposition via the SVD	91
	Chapter 6 Problems	92
7	Interpolative Decomposition (ID)	94
7.1	Interpolative Decomposition (ID)	94
7.2	Existence of the Column Interpolative Decomposition	95
7.3	Row ID and Two-Sided ID	99
	Chapter 7 Problems	100
IV	Reduction to Hessenberg, Tridiagonal, and Bidiagonal Form	102
8	Hessenberg and Tridiagonal Decomposition	104
8.1	Hessenberg Decomposition	105
8.2	Similarity Transformation and Orthogonal Similarity Transformation . . .	106
8.3	Existence of Hessenberg Decomposition	107
8.4	Properties of Hessenberg Decomposition	109
8.5	Hessenberg-Triangular Decomposition	111
8.6	Tridiagonal Decomposition: Hessenberg in Symmetric Matrices	112
8.7	Properties of Tridiagonal Decomposition	112
	Chapter 8 Problems	113
9	Bidiagonal Decomposition	116
9.1	Bidiagonal Decomposition	116
9.2	Existence of Bidiagonal Decomposition: Golub-Kahan Approach	117
9.3	Connection to Tridiagonal Decomposition	122
	Chapter 9 Problems	123
V	Eigenvalue Problem	124
10	Eigenvalue and Jordan Decomposition	126
10.1	Eigenvalue Decomposition	126
10.2	Jordan Decomposition	127
10.3	Application: Computing Fibonacci Numbers	129
10.4	Application: Matrix Polynomials	129
	Chapter 10 Problems	130
11	Schur Decomposition	132
11.1	Schur Decomposition	132
11.2	Existence of the Schur Decomposition	132
11.3	Other Forms of the Schur Decomposition	134
	Chapter 11 Problems	135

12 Spectral Decomposition (Theorem)	136
12.1 Spectral Decomposition (Theorem)	136
12.2 Existence of the Spectral Decomposition	137
12.3 Uniqueness of Spectral Decomposition	141
12.4 Other Forms, Connecting Eigenvalue Decomposition*	142
12.5 Skew-Symmetric Matrix and its Properties*	147
12.6 Applications	150
12.6.1 Application: Eigenvalue of Projection Matrix	150
12.6.2 Application: An Alternative Definition of PD and PSD of Matrices	151
12.6.3 Proof for Semidefinite Rank-Revealing Decomposition	152
12.6.4 Application: Cholesky via QR and Spectral Decompositions	153
12.6.5 Application: Unique Power Decomposition of PD Matrices	153
Chapter 12 Problems	154
13 Singular Value Decomposition (SVD)	156
13.1 Singular Value Decomposition (SVD)	156
13.2 Existence of the SVD	157
13.3 Properties of the SVD	159
13.3.1 Four Subspaces in SVD	159
13.3.2 Relationship between Singular Values and Determinant	161
13.3.3 Orthogonal Equivalence	161
13.3.4 SVD for QR	161
13.4 Polar Decomposition	162
13.5 Coordinate Transformation in Matrix Decomposition	163
13.6 Application: Least Squares via QR, UTV, and SVD	167
13.7 Application: PCA via the Spectral Decomposition and the SVD	169
13.8 Application: Low-Rank Approximation	172
Chapter 13 Problems	173
VI Special Topics	176
14 Alternating Least Squares (ALS)	178
14.1 Preliminary: Least Squares Approximations	178
14.2 Netflix Recommender and Matrix Factorization	182
14.3 Regularization and Identifiability: Extension to General Matrices	188
14.4 Missing Entries and Rank-One Update	190
14.5 Vector Inner Product and Hidden Vectors	191
14.6 Gradient Descent	192
14.7 Regularization: A Geometrical Interpretation	195
14.8 Stochastic Gradient Descent	198
14.9 Bias Term	199
14.10 Low-Rank Hadamard Decomposition	200
14.10.1 Rank-One Update	202
14.10.2 Missing Entries	203
14.11 Movie Recommender	204
Chapter 14 Problems	206

15 Nonnegative Matrix Factorization (NMF)	210
15.1 Nonnegative Matrix Factorization	210
15.2 NMF via Alternating Projected Gradient Descent (APGD)	212
15.3 NMF via Alternating Nonnegative Least Squares (ANLS)	213
15.4 NMF via Hierarchical Alternating Nonnegative Least Squares	214
15.5 NMF via Alternating Direction Methods of Multipliers (ADMM)	215
15.6 NMF via Multiplicative Update (MU)	217
15.6.1 Regularization	221
15.7 NMF with Three Factors	222
15.8 β -Divergence, Alternative Perspectives of MU	222
15.8.1 MU for β -Divergence Obtained by Gradient Ratio Heuristic	225
15.8.2 MU for β -Divergence Obtained by Rescaled PGD	225
15.8.3 MU for β -Divergence Obtained by MM Framework	226
15.9 Initialization	228
15.10 Movie Recommender Context	228
15.11 Other Applications	229
Chapter 15 Problems	231
16 Biconjugate Decomposition	234
16.1 Existence of the Biconjugate Decomposition	234
16.2 Properties of the Biconjugate Decomposition	240
16.3 Connection to Well-Known Decomposition Methods	241
16.3.1 LDU Decomposition	241
16.3.2 Cholesky Decomposition	242
16.3.3 QR Decomposition	242
16.3.4 SVD	244
16.4 Proof: General Term Formula of Wedderburn Sequence	244
Chapter 16 Problems	245

Introduction and Background

Matrix decomposition is a cornerstone of modern numerical linear algebra, with applications in diverse fields such as statistics (Banerjee and Roy, 2014; Gentle, 1998), optimization (Gill et al., 2021), and machine learning (Goodfellow et al., 2016; Bishop, 2006), particularly in deep learning. As an essential computational framework, it simplifies complex matrix operations by breaking a matrix into more manageable components. This approach is critical not only for theoretical insights but also for practical implementations, enabling efficient algorithms and enhancing interpretability.

The prominence of matrix decomposition techniques is largely due to advances like the backpropagation algorithm for neural network training and the use of low-rank neural networks in efficient deep learning architectures. The primary goal of this book is to provide a self-contained introduction to the concepts and mathematical tools of linear algebra and matrix analysis, laying a solid foundation for understanding matrix decomposition techniques and their applications in subsequent sections. This book explores the fundamental techniques and applications of matrix decomposition. It begins with foundational methods such as LU and Cholesky decomposition, which are integral to solving linear systems and understanding positive definiteness. It then delves into more advanced topics, including QR decomposition, spectral decomposition, and singular value decomposition (SVD), which have broad applications ranging from eigenvalue problems to low-rank approximations and data compression. This introduction is designed for readers with a foundational knowledge of linear algebra and aims to bridge the gap between theory and application, equipping them with the necessary tools to navigate this critical area of numerical mathematics.

However, we clearly realize our inability to cover all the useful and interesting results concerning matrix decomposition. Given the scope limitations, topics such as the analysis of Euclidean space, Hermitian space, and Hilbert space are not addressed in detail here. For a more comprehensive introduction to these areas, readers are encouraged to consult the literature on linear algebra, including works such as Trefethen and Bau III (1997); Strang (2009); Stewart (2000); Gentle (2007); Higham (2002); Quarteroni et al. (2010); Golub and Van Loan (2013); Beck (2017); Gallier and Quaintance (2019); Boyd and Vandenberghe (2018); Strang (2019); van de Geijn and Myers (2020); Strang (2021). It is important to note that this book specifically focuses on providing compact proofs for the existence of various matrix decomposition methods. For deeper exploration of topics such as reducing computational complexity, more rigorous discussions of applications, and insights into tensor decomposition, readers are encouraged to refer to Lu (2021c).

A matrix decomposition involves breaking down a complex matrix into its constituent parts, simplifying its representation. The underlying principle of this approach is that, rather than solving specific problems directly, matrix algorithms focus on simplifying more complex matrix operations. These operations can be performed on the decomposed components, rather than the original matrix itself. At a general level, a matrix decomposition task for a matrix \mathbf{A} can be formulated as follows:

- $\mathbf{A} = \mathbf{Q}\mathbf{U}$: Here, \mathbf{Q} is an orthogonal matrix that contains the same column space as \mathbf{A} , while \mathbf{U} is a relatively simple and sparse matrix used to reconstruct \mathbf{A} .
- $\mathbf{A} = \mathbf{Q}\mathbf{T}\mathbf{Q}^\top$: In this case, \mathbf{Q} is orthogonal such that \mathbf{A} and \mathbf{T} are *similar matrices*¹ that share essential properties such as eigenvalues and sparsity. Additionally, working with \mathbf{T} is computationally simpler than working with \mathbf{A} .

1. See Definition 8.4 for a rigorous definition.

- $\mathbf{A} = \mathbf{UTV}$: In this formulation, \mathbf{U} and \mathbf{V} are orthogonal matrices such that the columns of \mathbf{U} and the rows of \mathbf{V} form orthonormal bases for the column space and row space of \mathbf{A} , respectively.
- $\mathbf{A} = \underset{m \times n}{\mathbf{B}} \underset{m \times r}{\mathbf{C}}$: Here, \mathbf{B} and \mathbf{C} are full-rank matrices capable of reducing the memory storage requirements for \mathbf{A} . In practical applications, a low-rank approximation, $\mathbf{A} \approx \underset{m \times n}{\mathbf{D}} \underset{m \times k}{\mathbf{F}}$, where $k < r$ is the *numerical rank* of the matrix, proves beneficial. This approximation allows for more efficient storage of the matrix \mathbf{A} , requiring only $k(m + n)$ floats instead of mn numbers. Additionally, it facilitates the efficient computation of matrix-vector products, $\mathbf{b} = \mathbf{Ax}$, through intermediate steps involving $\mathbf{c} = \mathbf{Fx}$ and $\mathbf{b} = \mathbf{Dc}$. This approximation method is also valuable for data interpretation and other computational tasks.
- Although typically computationally demanding, a matrix decomposition can be leveraged to solve new problems related to the original matrix in various contexts. For instance, once the factorization of \mathbf{A} is obtained, it can be reused to solve a set of linear systems, $\{\mathbf{b}_1 = \mathbf{Ax}_1, \mathbf{b}_2 = \mathbf{Ax}_2, \dots, \mathbf{b}_k = \mathbf{Ax}_k\}$.
- More generally, matrix decomposition aids in understanding the internal structure and logic of operations involving matrix multiplication. Each component of the decomposition contributes to a geometrical transformation, as discussed in Section 13.5.

Matrix decomposition algorithms can be classified into several categories. Below are six fundamental types:

1. Factorizations based on Gaussian elimination, such as LU decomposition and its positive definite counterpart, Cholesky decomposition.
2. Factorizations achieved by orthogonalizing either the columns or rows of a matrix, enabling effective data representation in an orthonormal basis.
3. Factorizations involving skeleton matrices, where a subset of columns or rows can sufficiently represent the entire dataset with minimal reconstruction error, while preserving sparsity and nonnegativity.
4. Reduction to Hessenberg, tridiagonal, or bidiagonal forms, allowing the properties of the matrix (such as rank and eigenvalues) to be explored within these reduced forms.
5. Factorizations derived from the computation of matrix eigenvalues.
6. Other specialized methods, which involve optimization techniques and high-level concepts. These may not fit neatly into the categories above but still represent important classes of decompositions.

The visual representations of matrix decomposition in Figures 1 and 2, illustrating the connections between various decomposition methods based on their internal relationships. These figures also differentiate the methods according to specific criteria or prerequisites. Further details about these visualizations are provided in the accompanying text.

Objectives of This Work

This book aims to provide a comprehensive yet accessible introduction to the principles, methods, and applications of matrix decomposition. Designed for readers with a foundational understanding of linear algebra, it bridges the gap between theoretical rigor and practical applications. The goals include:

1. Presenting core concepts: Introducing the mathematical foundations of matrix decomposition, including LU, Cholesky, QR, and SVD, along with more advanced methods like eigenvalue and Jordan decompositions.

2. Highlighting applications: Demonstrating the relevance of these techniques in various domains, such as optimization, machine learning, and signal processing.
3. Providing rigorous proofs: Ensuring that the presented methods are mathematically rigorous, with proofs and derivations to deepen understanding.

Notation and preliminaries. In the following section, we will introduce and review fundamental concepts in linear algebra. We will also introduce additional important notions as necessary to ensure clarity. Readers with a strong background in matrix analysis may choose to skip this section. Throughout the text, our focus will be on real matrices. Unless specified otherwise, the eigenvalues of the matrices under discussion are assumed to be real. Furthermore, we maintain the assumption that $\|\cdot\| = \|\cdot\|_2$, meaning the default matrix or vector norm is the Frobenius norm or ℓ_2 norm.

Scalars will be represented in a non-bold font, potentially with subscripts (e.g., a , α , α_i). Vectors will be denoted using **boldface** lowercase letters, possibly with subscripts (e.g., $\boldsymbol{\mu}$, \boldsymbol{x} , \boldsymbol{x}_n , \boldsymbol{z}), while matrices will be represented by **boldface** uppercase letters, possibly with subscripts (e.g., \boldsymbol{A} , \boldsymbol{L}_j). The i -th element of a vector \boldsymbol{z} will be denoted by z_i in the non-bold font. For matrix \boldsymbol{A} , the value in the i -th row and j -th column is represented as a_{ij} . Additionally, we will use **Matlab-style notation**; the submatrix of matrix \boldsymbol{A} from the i -th to j -th rows and k -th to m -th columns will be denoted by $\boldsymbol{A}_{i:j,k:m} = \boldsymbol{A}[i:j, k:m]$. When the indices are not continuous, with ordered subindex sets I and J , $\boldsymbol{A}[I, J]$ indicates the submatrix of \boldsymbol{A} obtained by extracting the rows and columns indexed by I and J , respectively. Similarly, $\boldsymbol{A}[:, J]$ denotes the submatrix of \boldsymbol{A} obtained by extracting the columns of \boldsymbol{A} indexed by J .

Vectors are represented in column format rather than row format. A row vector is indicated by the transpose of a column vector, e.g., denoted by \boldsymbol{a}^\top . A specific column vector with values is delineated by the semicolon symbol “;”, for example, $\boldsymbol{x} = [1; 2; 3]$ is a column vector in \mathbb{R}^3 . Similarly, a row vector with specific values is separated by commas, e.g., $\boldsymbol{y} = [1, 2, 3]$ is a row vector with three values. Furthermore, a column vector can be expressed as the transpose of a row vector, for instance, $\boldsymbol{y} = [1, 2, 3]^\top$ is a column vector.

The transpose of a matrix \boldsymbol{A} is denoted by \boldsymbol{A}^\top , and its inverse is denoted by \boldsymbol{A}^{-1} . The $p \times p$ identity matrix is represented by \boldsymbol{I}_p . A vector or matrix consisting entirely of zeros is denoted by a **boldface** zero, $\mathbf{0}$, with its size inferred from context. For specificity, $\mathbf{0}_p$ signifies a vector of all zeros with p entries, and $\mathbf{0}_{p \times q}$ represents a matrix of all zeros with dimensions $p \times q$.

Definition 0.1 (Eigenvalue). Given any vector space \mathbb{E} and any linear map $\boldsymbol{A} : \mathbb{E} \rightarrow \mathbb{E}$, a scalar $\lambda \in \mathbb{K}$ is called an *eigenvalue*, or *proper value*, or *characteristic value* of \boldsymbol{A} if there exists a nonzero vector $\boldsymbol{u} \in \mathbb{E}$ such that

$$\boldsymbol{A}\boldsymbol{u} = \lambda\boldsymbol{u}.$$

Definition 0.2 (Spectrum and Spectral Radius). The set of all eigenvalues of \boldsymbol{A} is called the *spectrum* of \boldsymbol{A} and is denoted by $\Lambda(\boldsymbol{A})$. The largest magnitude of the eigenvalues is known as the spectral radius $\rho(\boldsymbol{A})$:

$$\rho(\boldsymbol{A}) = \max_{\lambda \in \Lambda(\boldsymbol{A})} |\lambda|.$$

Definition 0.3 (Eigenvector). A vector $\mathbf{u} \in \mathbb{E}$ is called an *eigenvector*, or *proper vector*, or *characteristic vector* of \mathbf{A} if $\mathbf{u} \neq \mathbf{0}$ and if there exists some $\lambda \in \mathbb{K}$ such that

$$\mathbf{A}\mathbf{u} = \lambda\mathbf{u},$$

where the scalar λ is then an eigenvalue. And we say that \mathbf{u} is an eigenvector associated with λ .

Furthermore, the pair (λ, \mathbf{u}) mentioned above is said to be an *eigenpair*. Intuitively, the definitions above imply that multiplying matrix \mathbf{A} by the vector \mathbf{u} yields a new vector in the same direction as \mathbf{u} but scaled by a factor λ . For any eigenvector \mathbf{u} , it can be scaled by a scalar s such that $s\mathbf{u}$ remains an eigenvector of \mathbf{A} . This is why we refer to \mathbf{u} as an eigenvector of \mathbf{A} associated with the eigenvalue λ . To avoid any ambiguity, we usually assume that the eigenvector is normalized to have a length of 1, and its first entry is positive (or negative), as both \mathbf{u} and $-\mathbf{u}$ are eigenvectors.

In the study of linear algebra, every vector space has a basis, and every vector in the space can be expressed as a linear combination of the basis elements. Using this concept, we define the span and dimension of a subspace through its basis.

Definition 0.4 (Subspace). A nonempty subset \mathcal{V} of \mathbb{R}^n is called a *subspace* if for every $\mathbf{a}, \mathbf{b} \in \mathcal{V}$ and every $x, y \in \mathbb{R}$, the combination $x\mathbf{a} + y\mathbf{b}$ also belongs to \mathcal{V} .

Definition 0.5 (Span). If every vector \mathbf{v} in a subspace \mathcal{V} can be expressed as a linear combination of the vectors $\{\mathbf{a}_1, \mathbf{a}_2, \dots, \mathbf{a}_m\}$, then the set $\{\mathbf{a}_1, \mathbf{a}_2, \dots, \mathbf{a}_m\}$ is said to span \mathcal{V} .

In linear algebra, the concept of linear independence is fundamental when studying sets of vectors. Two equivalent definitions are provided below.

Definition 0.6 (Linearly Independent). A set of vectors $\{\mathbf{a}_1, \mathbf{a}_2, \dots, \mathbf{a}_m\}$ is called *linearly independent* if the equation $x_1\mathbf{a}_1 + x_2\mathbf{a}_2 + \dots + x_m\mathbf{a}_m = \mathbf{0}$ has only the trivial solution where all scalars $x_i = 0$. An equivalent definition is that $\mathbf{a}_1 \neq \mathbf{0}$, and for every $k > 1$, the vector \mathbf{a}_k does not belong to the span of the preceding vectors $\{\mathbf{a}_1, \mathbf{a}_2, \dots, \mathbf{a}_{k-1}\}$.

Definition 0.7 (Basis and Dimension). A set of vectors $\{\mathbf{a}_1, \mathbf{a}_2, \dots, \mathbf{a}_m\}$ is called a *basis* of a subspace \mathcal{V} if they are linearly independent and span \mathcal{V} . All bases of a given subspace contain the same number of vectors, and the number of vectors in any basis is called the *dimension* of the subspace \mathcal{V} . By convention, the subspace $\{\mathbf{0}\}$ is defined to have dimension zero. Furthermore, every nonzero subspace has a basis that can be chosen to be orthogonal (the vectors in the basis are mutually perpendicular).

Definition 0.8 (Column Space (Range)). For an $m \times n$ real matrix \mathbf{A} , the *column space* (or *range*) of \mathbf{A} is defined as the set of all linear combinations of its columns:

$$\mathcal{C}(\mathbf{A}) = \{\mathbf{y} \in \mathbb{R}^m : \exists \mathbf{x} \in \mathbb{R}^n, \mathbf{y} = \mathbf{A}\mathbf{x}\}.$$

Similarly, the *row space* of \mathbf{A} is the set of all linear combinations of its rows, which is equal to the column space of the transpose \mathbf{A}^\top :

$$\mathcal{C}(\mathbf{A}^\top) = \{\mathbf{x} \in \mathbb{R}^n : \exists \mathbf{y} \in \mathbb{R}^m, \mathbf{x} = \mathbf{A}^\top \mathbf{y}\}.$$

Definition 0.9 (Null Space (Nullspace, Kernel)). For an $m \times n$ real matrix \mathbf{A} , the *null space* (also called the *kernel* or *nullspace*) of \mathbf{A} is the set of all vectors in \mathbb{R}^n that satisfy:

$$\mathcal{N}(\mathbf{A}) = \{\mathbf{y} \in \mathbb{R}^n : \mathbf{A}\mathbf{y} = \mathbf{0}\}.$$

Similarly, the null space of \mathbf{A}^\top is defined as

$$\mathcal{N}(\mathbf{A}^\top) = \{\mathbf{x} \in \mathbb{R}^m : \mathbf{A}^\top \mathbf{x} = \mathbf{0}\}.$$

Both the column space of \mathbf{A} and the null space of \mathbf{A}^\top are subspaces of \mathbb{R}^n . Moreover, every vector in $\mathcal{N}(\mathbf{A}^\top)$ is orthogonal to $\mathcal{C}(\mathbf{A})$, and vice versa; similarly, every vector in $\mathcal{N}(\mathbf{A})$ is also orthogonal to $\mathcal{C}(\mathbf{A}^\top)$, and vice versa.

Definition 0.10 (Rank). The *rank* of a matrix $\mathbf{A} \in \mathbb{R}^{m \times n}$ is the dimension of the column space of \mathbf{A} . That is, the rank of \mathbf{A} is equal to the maximum number of linearly independent columns of \mathbf{A} , and is also the maximum number of linearly independent rows of \mathbf{A} . The rank of \mathbf{A} is equal to the rank of its transpose, \mathbf{A}^\top . Additionally, \mathbf{A} is said to have full rank if its rank equals $\min\{m, n\}$. Specifically, given a vector $\mathbf{u} \in \mathbb{R}^m$ and a vector $\mathbf{v} \in \mathbb{R}^n$, then the $m \times n$ matrix $\mathbf{u}\mathbf{v}^\top$ is of rank 1. In short, the rank of a matrix is equal to:

- number of linearly independent columns;
- number of linearly independent rows;
- and remarkably, these quantities are always equal (see Theorem 0.13).

Definition 0.11 (Orthogonal Complement in General). The orthogonal complement \mathcal{V}^\perp of a subspace \mathcal{V} consists of all vectors that are perpendicular to \mathcal{V} . Formally,

$$\mathcal{V}^\perp = \{\mathbf{v} : \mathbf{v}^\top \mathbf{u} = 0, \forall \mathbf{u} \in \mathcal{V}\}.$$

The two subspaces are disjoint (i.e., their intersection is $\{\mathbf{0}\}$) and together span the entire space. The dimensions of \mathcal{V} and \mathcal{V}^\perp add up to the dimension of the whole space. Additionally, the orthogonal complement of the orthogonal complement returns the original subspace: $(\mathcal{V}^\perp)^\perp = \mathcal{V}$.

For example, we can explicitly define the orthogonal complement of the column space in the following definition.

Definition 0.12 (Orthogonal Complement of Column Space). For an $m \times n$ real matrix \mathbf{A} , the orthogonal complement of its column space $\mathcal{C}(\mathbf{A})$, denoted by $\mathcal{C}^\perp(\mathbf{A})$, is the subspace:

$$\begin{aligned} \mathcal{C}^\perp(\mathbf{A}) &= \{\mathbf{y} \in \mathbb{R}^m : \mathbf{y}^\top \mathbf{A}\mathbf{x} = \mathbf{0}, \forall \mathbf{x} \in \mathbb{R}^n\} \\ &= \{\mathbf{y} \in \mathbb{R}^m : \mathbf{y}^\top \mathbf{v} = \mathbf{0}, \forall \mathbf{v} \in \mathcal{C}(\mathbf{A})\}. \end{aligned}$$

We now introduce the four fundamental subspaces associated with any matrix $\mathbf{A} \in \mathbb{R}^{m \times n}$ of rank r , as outlined in Theorem 0.15. To establish the fundamental theorem of linear algebra, it is essential first to verify a key result: the equality of the row rank and column rank of a matrix. This result serves as a foundational step for subsequent developments.

Theorem 0.13: (Row Rank Equals Column Rank) The dimension of the column space of a matrix $\mathbf{A} \in \mathbb{R}^{m \times n}$ is equal to the dimension of its row space. In other words, the row rank and the column rank of a matrix \mathbf{A} are equal.

Proof [of Theorem 0.13] First, we observe that the null space of \mathbf{A} is orthogonal complementary to the row space of \mathbf{A} : $\mathcal{N}(\mathbf{A}) \perp \mathcal{C}(\mathbf{A}^\top)$ (where the row space of \mathbf{A} corresponds to the column space of \mathbf{A}^\top). That is, vectors in the null space of \mathbf{A} are orthogonal to vectors in the row space of \mathbf{A} . To see this, suppose \mathbf{A} has rows $\{\mathbf{a}_1^\top, \mathbf{a}_2^\top, \dots, \mathbf{a}_m^\top\}$ and $\mathbf{A} = [\mathbf{a}_1^\top; \mathbf{a}_2^\top; \dots; \mathbf{a}_m^\top]$ is the row partition. For any vector $\mathbf{x} \in \mathcal{N}(\mathbf{A})$, we have $\mathbf{A}\mathbf{x} = \mathbf{0}$, or equivalently, $[\mathbf{a}_1^\top \mathbf{x}; \mathbf{a}_2^\top \mathbf{x}; \dots; \mathbf{a}_m^\top \mathbf{x}] = \mathbf{0}$. Since the row space of \mathbf{A} is spanned by $\{\mathbf{a}_1^\top, \mathbf{a}_2^\top, \dots, \mathbf{a}_m^\top\}$, it follows that \mathbf{x} is perpendicular to all vectors in $\mathcal{C}(\mathbf{A}^\top)$, which means $\mathcal{N}(\mathbf{A}) \perp \mathcal{C}(\mathbf{A}^\top)$.

Next, suppose the dimension of the row space of \mathbf{A} is r . Let $\{\mathbf{r}_1, \mathbf{r}_2, \dots, \mathbf{r}_r\}$ be a set of vectors in \mathbb{R}^n and form a basis for the row space. Then the r vectors $\{\mathbf{A}\mathbf{r}_1, \mathbf{A}\mathbf{r}_2, \dots, \mathbf{A}\mathbf{r}_r\}$ lie in the column space of \mathbf{A} . We claim that these vectors are linearly independent. To verify this, suppose there exists a linear combination of the r vectors: $x_1\mathbf{A}\mathbf{r}_1 + x_2\mathbf{A}\mathbf{r}_2 + \dots + x_r\mathbf{A}\mathbf{r}_r = \mathbf{0}$, that is, $\mathbf{A}(x_1\mathbf{r}_1 + x_2\mathbf{r}_2 + \dots + x_r\mathbf{r}_r) = \mathbf{0}$, and the vector $\mathbf{v} = x_1\mathbf{r}_1 + x_2\mathbf{r}_2 + \dots + x_r\mathbf{r}_r$ belongs to the null space of \mathbf{A} . But since $\{\mathbf{r}_1, \mathbf{r}_2, \dots, \mathbf{r}_r\}$ is a basis for the row space of \mathbf{A} , \mathbf{v} must also lie in the row space of \mathbf{A} . We have shown that vectors from the null space of \mathbf{A} is perpendicular to vectors from the row space of \mathbf{A} ; thus, it holds that $\mathbf{v}^\top \mathbf{v} = 0$, which implies that $x_1 = x_2 = \dots = x_r = 0$. Hence, $\mathbf{A}\mathbf{r}_1, \mathbf{A}\mathbf{r}_2, \dots, \mathbf{A}\mathbf{r}_r$ lie in the column space of \mathbf{A} , and they are linearly independent. Since these r linearly independent vectors are in the column space of \mathbf{A} , the column space must have dimension at least r . This proves that **row rank of $\mathbf{A} \leq$ column rank of \mathbf{A}** .

Applying the same reasoning to \mathbf{A}^\top , we conclude that **column rank of $\mathbf{A} \leq$ row rank of \mathbf{A}** . Combining these results, we obtain the equality of the row rank and column rank of \mathbf{A} . This completes the proof. \blacksquare

Additional insights from this proof reveal that if $\{\mathbf{r}_1, \mathbf{r}_2, \dots, \mathbf{r}_r\}$ forms a basis for the row space of $\mathbf{A} \in \mathbb{R}^{m \times n}$, then $\{\mathbf{A}\mathbf{r}_1, \mathbf{A}\mathbf{r}_2, \dots, \mathbf{A}\mathbf{r}_r\}$ constitutes a basis for the column space of \mathbf{A} . This result is formalized in the following lemma:

Lemma 0.14: (Column Basis from Row Basis) For any matrix $\mathbf{A} \in \mathbb{R}^{m \times n}$, if $\{\mathbf{r}_1, \mathbf{r}_2, \dots, \mathbf{r}_r\}$ is a set of vectors in \mathbb{R}^n , which forms a basis for the row space of \mathbf{A} , then $\{\mathbf{A}\mathbf{r}_1, \mathbf{A}\mathbf{r}_2, \dots, \mathbf{A}\mathbf{r}_r\}$ forms a basis for the column space of \mathbf{A} .

For any matrix $\mathbf{A} \in \mathbb{R}^{m \times n}$, it can be easily verified that any vector in the row space of \mathbf{A} is orthogonal to any vector in the null space of \mathbf{A} . Specifically, if $\mathbf{x}_n \in \mathcal{N}(\mathbf{A})$, then $\mathbf{A}\mathbf{x}_n = \mathbf{0}$, which implies that \mathbf{x}_n is perpendicular to every row of \mathbf{A} , thus supporting this assertion.

Similarly, any vector in the column space of \mathbf{A} is orthogonal to any vector in the null space of \mathbf{A}^\top . Moreover, the column space of \mathbf{A} together with the null space of \mathbf{A}^\top span the entire space \mathbb{R}^m . This observation is a key part of the fundamental theorem of linear algebra.

The fundamental theorem has two essential components: the dimension of the subspaces and the orthogonality between pairs of subspaces. The orthogonality relationships have been demonstrated above. Additionally, when the row space has dimension r , the null space has dimension $n - r$. These relationships are rigorously established in the following theorem.

Theorem 0.15: (The Fundamental Theorem of Linear Algebra) *Orthogonal Complement and Rank-Nullity Theorem:* for any matrix $\mathbf{A} \in \mathbb{R}^{m \times n}$, we have

- The null space $\mathcal{N}(\mathbf{A})$ is orthogonal complement to the row space $\mathcal{C}(\mathbf{A}^\top)$ in \mathbb{R}^n : $\dim(\mathcal{N}(\mathbf{A})) + \dim(\mathcal{C}(\mathbf{A}^\top)) = n$;

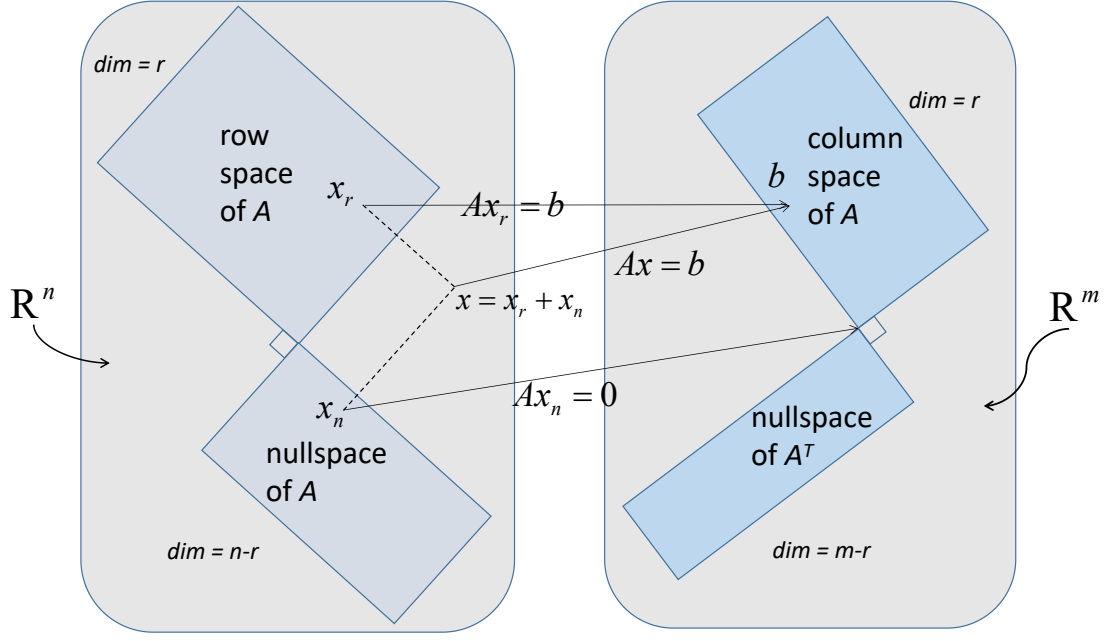


Figure 3: Two pairs of orthogonal subspaces in \mathbb{R}^n and \mathbb{R}^m . $\dim(\mathcal{C}(\mathbf{A}^\top)) + \dim(\mathcal{N}(\mathbf{A})) = n$ and $\dim(\mathcal{N}(\mathbf{A}^\top)) + \dim(\mathcal{C}(\mathbf{A})) = m$. The null space component maps to zero as $\mathbf{A}\mathbf{x}_n = \mathbf{0} \in \mathbb{R}^m$. The row space component maps to the column space as $\mathbf{A}\mathbf{x}_r = \mathbf{A}(\mathbf{x}_r + \mathbf{x}_n) = \mathbf{b} \in \mathcal{C}(\mathbf{A})$.

- The left null space $\mathcal{N}(\mathbf{A}^\top)$ is orthogonal complement to the column space $\mathcal{C}(\mathbf{A})$ in \mathbb{R}^m : $\dim(\mathcal{N}(\mathbf{A}^\top)) + \dim(\mathcal{C}(\mathbf{A})) = m$;
- For a rank- r matrix \mathbf{A} , $\dim(\mathcal{C}(\mathbf{A}^\top)) = \dim(\mathcal{C}(\mathbf{A})) = r$, that is, $\dim(\mathcal{N}(\mathbf{A})) = n - r$ and $\dim(\mathcal{N}(\mathbf{A}^\top)) = m - r$.

Proof [of Theorem 0.15] From the proof of Theorem 0.13, let $\{\mathbf{r}_1, \mathbf{r}_2, \dots, \mathbf{r}_r\}$ be a set of vectors in \mathbb{R}^n that forms a basis for the row space; then $\{\mathbf{A}\mathbf{r}_1, \mathbf{A}\mathbf{r}_2, \dots, \mathbf{A}\mathbf{r}_r\}$ is a basis for the column space of \mathbf{A} . Let $\mathbf{n}_1, \mathbf{n}_2, \dots, \mathbf{n}_k \in \mathbb{R}^n$ form a basis for the null space of \mathbf{A} . Following again from the proof of Theorem 0.13, $\mathcal{N}(\mathbf{A}) \perp \mathcal{C}(\mathbf{A}^\top)$, thus, $\mathbf{r}_1, \mathbf{r}_2, \dots, \mathbf{r}_r$ are perpendicular to $\mathbf{n}_1, \mathbf{n}_2, \dots, \mathbf{n}_k$. Then, $\{\mathbf{r}_1, \mathbf{r}_2, \dots, \mathbf{r}_r, \mathbf{n}_1, \mathbf{n}_2, \dots, \mathbf{n}_k\}$ is linearly independent in \mathbb{R}^n .

For any vector $\mathbf{x} \in \mathbb{R}^n$, $\mathbf{A}\mathbf{x}$ lies in the column space of \mathbf{A} , so it can be written as a linear combination of $\mathbf{A}\mathbf{r}_1, \mathbf{A}\mathbf{r}_2, \dots, \mathbf{A}\mathbf{r}_r$: $\mathbf{A}\mathbf{x} = \sum_{i=1}^r a_i \mathbf{A}\mathbf{r}_i$. This implies that $\mathbf{A}(\mathbf{x} - \sum_{i=1}^r a_i \mathbf{r}_i) = \mathbf{0}$, and $\mathbf{x} - \sum_{i=1}^r a_i \mathbf{r}_i$ is thus in $\mathcal{N}(\mathbf{A})$. Since $\{\mathbf{n}_1, \mathbf{n}_2, \dots, \mathbf{n}_k\}$ is a basis for the null space of \mathbf{A} , $\mathbf{x} - \sum_{i=1}^r a_i \mathbf{r}_i$ can be represented as a linear combination of $\mathbf{n}_1, \mathbf{n}_2, \dots, \mathbf{n}_k$: $\mathbf{x} - \sum_{i=1}^r a_i \mathbf{r}_i = \sum_{j=1}^k b_j \mathbf{n}_j$, i.e., $\mathbf{x} = \sum_{i=1}^r a_i \mathbf{r}_i + \sum_{j=1}^k b_j \mathbf{n}_j$. That is, any vector $\mathbf{x} \in \mathbb{R}^n$ can be represented by $\{\mathbf{r}_1, \mathbf{r}_2, \dots, \mathbf{r}_r, \mathbf{n}_1, \mathbf{n}_2, \dots, \mathbf{n}_k\}$, and the set forms a basis for \mathbb{R}^n . Thus, the dimensions satisfy: $r + k = n$, i.e., $\dim(\mathcal{N}(\mathbf{A})) + \dim(\mathcal{C}(\mathbf{A}^\top)) = n$. Similarly, we can prove that $\dim(\mathcal{N}(\mathbf{A}^\top)) + \dim(\mathcal{C}(\mathbf{A})) = m$. ■

Figure 3 illustrates two pairs of such orthogonal subspaces and demonstrates how \mathbf{A} maps \mathbf{x} into the column space. The dimensions of the row space of \mathbf{A} and the null space of \mathbf{A} sum to n . And the dimensions of the column space of \mathbf{A} and the null space of \mathbf{A}^\top sum to m . The null space component is mapped to zero, as $\mathbf{A}\mathbf{x}_n = \mathbf{0} \in \mathbb{R}^m$, which is the

intersection of the column space of \mathbf{A} and the null space of \mathbf{A}^\top . Conversely, the row space component is mapped to the column space, as $\mathbf{A}\mathbf{x}_r = \mathbf{A}(\mathbf{x}_r + \mathbf{x}_n) = \mathbf{b} \in \mathbb{R}^m$.

Definition 0.16 (Orthogonal Matrix). A real square matrix \mathbf{Q} is called an orthogonal matrix if its inverse equals its transpose, that is, $\mathbf{Q}^{-1} = \mathbf{Q}^\top$ and $\mathbf{Q}\mathbf{Q}^\top = \mathbf{Q}^\top\mathbf{Q} = \mathbf{I}$. Equivalently, suppose $\mathbf{Q} = [\mathbf{q}_1, \mathbf{q}_2, \dots, \mathbf{q}_n]$, where $\mathbf{q}_i \in \mathbb{R}^n$ for all $i \in \{1, 2, \dots, n\}$. Then, $\mathbf{q}_i^\top \mathbf{q}_j = \delta(i, j)$, where $\delta(i, j)$ is the Kronecker delta function. If \mathbf{Q} contains only γ of these columns with $\gamma < n$, the relation $\mathbf{Q}^\top\mathbf{Q} = \mathbf{I}_\gamma$ stills holds, where \mathbf{I}_γ is the $\gamma \times \gamma$ identity matrix. However, in this case, $\mathbf{Q}\mathbf{Q}^\top = \mathbf{I}$ will no longer be valid. An orthogonal matrix also preserves the length of any vector \mathbf{x} , i.e., $\|\mathbf{Q}\mathbf{x}\| = \|\mathbf{x}\|$.

Definition 0.17 (Permutation Matrix). A permutation matrix \mathbf{P} is a square binary matrix with exactly one entry of 1 in each row and each column, and all other entries equal to 0.

Row perspective. A permutation matrix \mathbf{P} can be viewed as having the rows of the identity matrix \mathbf{I} arranged in a specific order. This order determines the sequence of row permutations. To permute the rows of a matrix \mathbf{A} , multiply \mathbf{A} on the left by \mathbf{P} , yielding $\mathbf{P}\mathbf{A}$.

Column perspective. Alternatively, \mathbf{P} can be viewed as having the columns of the identity matrix \mathbf{I} rearranged. This order determines the sequence of column permutations. To permute the columns of \mathbf{A} , multiply \mathbf{A} on the right by \mathbf{P} , yielding $\mathbf{A}\mathbf{P}$.

The permutation matrix \mathbf{P} can also be efficiently represented using a vector $J \in \mathbb{Z}_{++}^n$ of indices, such that $\mathbf{P} = \mathbf{I}[:, J]$, where \mathbf{I} is the $n \times n$ identity matrix. Notably, the sum of the elements in J equals $1 + 2 + \dots + n = \frac{n^2+n}{2}$.

Example 0.18 (Permutation). Suppose,

$$\mathbf{A} = \begin{bmatrix} 1 & 2 & 3 \\ 4 & 5 & 6 \\ 7 & 8 & 9 \end{bmatrix} \quad \text{and} \quad \mathbf{P} = \begin{bmatrix} & 1 & \\ & & 1 \\ 1 & & \end{bmatrix}.$$

The row permutation is given by

$$\mathbf{P}\mathbf{A} = \begin{bmatrix} 4 & 5 & 6 \\ 7 & 8 & 9 \\ 1 & 2 & 3 \end{bmatrix},$$

where the order of the rows of \mathbf{A} appearing in $\mathbf{P}\mathbf{A}$ matches the order of the rows of \mathbf{I} in \mathbf{P} . And the column permutation is given by

$$\mathbf{A}\mathbf{P} = \begin{bmatrix} 3 & 1 & 2 \\ 6 & 4 & 5 \\ 9 & 7 & 8 \end{bmatrix},$$

where the order of the columns of \mathbf{A} appearing in $\mathbf{A}\mathbf{P}$ matches the order of the columns of \mathbf{I} in \mathbf{P} . \square

Definition 0.19 (Determinant: Laplace Expansion by Minors). Let $\mathbf{A} \in \mathbb{R}^{n \times n}$ be any square matrix, and let $\mathbf{A}_{ij} \in \mathbb{R}^{(n-1) \times (n-1)}$ denote the submatrix of \mathbf{A} obtained by deleting the i -th row and j -th column. The determinant of \mathbf{A} can be computed recursively using the following equations:

$$\det(\mathbf{A}) = \sum_{k=1}^n (-1)^{i+k} a_{ik} \det(\mathbf{A}_{ik}) = \sum_{k=1}^n (-1)^{k+j} a_{kj} \det(\mathbf{A}_{kj}), \quad (0.1)$$

where the first equation is the *Laplace expansion by minors along row i* , and the second equation is the *Laplace expansion by minors along column j* . Equivalently, given a cardinality r , and consider an index set $J \subseteq \{1, 2, \dots, n\}$ with cardinality r ($|J| = r$) and its complementary set $J^C = \{1, 2, \dots, n\} \setminus J$, we have:

$$\det(\mathbf{A}) = \sum_I (-1)^\gamma \det(\mathbf{A}[I, J]) \det(\mathbf{A}[I^C, J^C]) = \sum_I (-1)^\gamma \det(\mathbf{A}[J, I]) \det(\mathbf{A}[J^C, I^C]),$$

where $\gamma = \sum_{i \in I} i + \sum_{j \in J} j$, and the sum is taken over all the index sets $I \subseteq \{1, 2, \dots, n\}$ with cardinality r . When $r = 1$, this reduces to (0.1).

Remark 0.20 (Determinant: Alternating Sums and Permutations). Let the function $p : \{1, 2, \dots, n\} \rightarrow \{1, 2, \dots, n\}$ be a one-to-one function of permutations, i.e., $p(i) = i$ in the identity case. Then, there are $n!$ distinct permutations of the set $\{1, 2, \dots, n\}$. For a given permutation, let $\text{sgn}(p) = 1$ if the minimum number of transpositions to achieve this permutation is even; and $\text{sgn}(p) = -1$ otherwise. Then, the determinant can be equivalently defined as

$$\det(\mathbf{A}) = \sum_p \left(\text{sgn}(p) \prod_{i=1}^n a_{ip(i)} \right). \quad (0.2)$$

Definition 0.21 (Adjugate). Let $\mathbf{A} \in \mathbb{R}^{n \times n}$ be any square matrix. Then, the adjugate of \mathbf{A} is an $n \times n$ matrix whose (i, j) -th element is given by

$$\text{adj}(\mathbf{A})_{ij} = (-1)^{i+j} \det(\mathbf{A}[\{j\}^C, \{i\}^C]), \quad (0.3)$$

where $\{i\}^C$ is the complementary set of $\{1, 2, \dots, n\}$: $\{i\}^C = \{1, 2, \dots, n\} \setminus i$. Comparing this with the definition of determinants, we have

$$\text{adj}(\mathbf{A})\mathbf{A} = \mathbf{A}\text{adj}(\mathbf{A}) = \det(\mathbf{A})\mathbf{I}. \quad (0.4)$$

This shows that $\text{adj}(\mathbf{A})$ is nonsingular (resp. upper triangular, diagonal) if \mathbf{A} is nonsingular (resp. upper triangular, diagonal):

$$\text{adj}(\mathbf{A}) = \det(\mathbf{A})\mathbf{A}^{-1}. \quad (0.5)$$

If \mathbf{A} is singular, then every column of \mathbf{A} lies in the null space of $\text{adj}(\mathbf{A})$: the dimension of the null space of $\text{adj}(\mathbf{A})$ is at least the rank of \mathbf{A} .

For example, $\text{adj}\left(\begin{bmatrix} a & b \\ c & d \end{bmatrix}\right) = \begin{bmatrix} d & -b \\ -c & a \end{bmatrix}$.

Exercise 0.22 (Properties of Adjugate). Let $\mathbf{A} \in \mathbb{R}^{n \times n}$. Show that

- $\text{adj}(c\mathbf{A}) = c^{n-1}\text{adj}(\mathbf{A}) \implies \text{adj}(c\mathbf{I}) = c^{n-1}\mathbf{I}$.
- $\det(\text{adj}(\mathbf{A})) = (\det(\mathbf{A}))^{n-1}$.
- If \mathbf{A} is nonsingular, $\mathbf{A}^{-1} = (\det(\mathbf{A}))^{-1}\text{adj}(\mathbf{A})$.
- If \mathbf{A} is nonsingular, $\text{adj}(\mathbf{A}^{-1}) = \mathbf{A}/\det(\mathbf{A})$.
- If \mathbf{A} is singular and $\text{rank}(\mathbf{A}) \leq n - 2$, $\text{adj}(\mathbf{A}) = \mathbf{0}$.
- If \mathbf{A} is singular and $\text{rank}(\mathbf{A}) = n - 1$, $\text{rank}(\text{adj}(\mathbf{A})) = 1$.
- If \mathbf{A}, \mathbf{B} are nonsingular, $\text{adj}(\mathbf{A}\mathbf{B}) = \text{adj}(\mathbf{A})\text{adj}(\mathbf{B})$. (This actually can be extended to all \mathbf{A}, \mathbf{B} due to continuity.)
- If \mathbf{A} is nonsingular, $\text{adj}(\text{adj}(\mathbf{A})) = (\det(\mathbf{A}))^{n-2}\mathbf{A}$. (This actually can be extended to all \mathbf{A} due to continuity.)
- If \mathbf{A} is nonsingular, $\text{adj}(\mathbf{A}^\top) = \text{adj}(\mathbf{A})^\top$. (This actually can be extended to all \mathbf{A} due to continuity.)
- The adjugate is the transpose of the gradient of $\det(\mathbf{A})$: $\text{adj}(\mathbf{A})_{ij} = \frac{\partial}{\partial a_{ji}} \det(\mathbf{A})$.

From an introductory linear algebra course, we observe the following equivalences regarding nonsingular matrices.

Remark 0.23 (List of Equivalence of Nonsingularity for a Matrix). For a square matrix $\mathbf{A} \in \mathbb{R}^{n \times n}$, the following claims are equivalent:

- \mathbf{A} is nonsingular;
- \mathbf{A} is invertible, i.e., \mathbf{A}^{-1} exists;
- $\mathbf{A}\mathbf{x} = \mathbf{b}$ has a unique solution $\mathbf{x} = \mathbf{A}^{-1}\mathbf{b}$;
- $\mathbf{A}\mathbf{x} = \mathbf{0}$ has a unique, trivial solution: $\mathbf{x} = \mathbf{0}$;
- Columns of \mathbf{A} are linearly independent;
- Rows of \mathbf{A} are linearly independent;
- $\det(\mathbf{A}) \neq 0$;
- $\dim(\mathcal{N}(\mathbf{A})) = 0$;
- $\mathcal{N}(\mathbf{A}) = \{\mathbf{0}\}$, i.e., the null space is trivial;
- $\mathcal{C}(\mathbf{A}) = \mathcal{C}(\mathbf{A}^\top) = \mathbb{R}^n$, i.e., the column space or row space span the whole \mathbb{R}^n ;
- \mathbf{A} has full rank $r = n$;
- The reduced row echelon form is $\mathbf{R} = \mathbf{I}$;
- $\mathbf{A}^\top\mathbf{A}$ is symmetric positive definite;
- \mathbf{A} has n nonzero (positive) singular values;
- All eigenvalues of \mathbf{A} are nonzero.

It is important to keep the above equivalences in mind, as failing to do so can easily lead to confusion. On the other hand, the following remark outlines the equivalent claims for singular matrices.

Remark 0.24 (List of Equivalence of Singularity for a Matrix). For a square matrix $\mathbf{A} \in \mathbb{R}^{n \times n}$ with an eigenpair (λ, \mathbf{u}) , the following claims are equivalent:

- $(\mathbf{A} - \lambda\mathbf{I})$ is singular;
- $(\mathbf{A} - \lambda\mathbf{I})$ is not invertible;
- $(\mathbf{A} - \lambda\mathbf{I})\mathbf{x} = \mathbf{0}$ has nonzero $\mathbf{x} \neq \mathbf{0}$ solutions, and $\mathbf{x} = \mathbf{u}$ is one of such solutions;
- $(\mathbf{A} - \lambda\mathbf{I})$ has linearly dependent columns;
- $\det(\mathbf{A} - \lambda\mathbf{I}) = 0$;
- $\dim(\mathcal{N}(\mathbf{A} - \lambda\mathbf{I})) > 0$;

- Null space of $(\mathbf{A} - \lambda\mathbf{I})$ is nontrivial;
- Columns of $(\mathbf{A} - \lambda\mathbf{I})$ are linearly dependent;
- Rows of $(\mathbf{A} - \lambda\mathbf{I})$ are linearly dependent;
- $(\mathbf{A} - \lambda\mathbf{I})$ has rank $r < n$;
- Dimension of column space = dimension of row space = $r < n$;
- $(\mathbf{A} - \lambda\mathbf{I})^\top(\mathbf{A} - \lambda\mathbf{I})$ is symmetric semidefinite;
- $(\mathbf{A} - \lambda\mathbf{I})$ has $r < n$ nonzero (positive) singular values;
- Zero is an eigenvalue of $(\mathbf{A} - \lambda\mathbf{I})$.

Part I

Gaussian Elimination

LU Decomposition

1.1. LU Decomposition

One of the most well-known and foundational matrix decompositions is the LU decomposition. The details are outlined in the following theorem, and the proof of its existence will be discussed in subsequent sections.

Theorem 1.1: (LU Decomposition with Permutation) Let \mathbf{A} be a nonsingular $n \times n$ square matrix. Then, it can be decomposed as

$$\mathbf{A} = \mathbf{PLU},$$

where \mathbf{P} is a permutation matrix, \mathbf{L} is a unit lower triangular matrix (i.e., a lower triangular matrix with all 1's on the diagonal), and \mathbf{U} is a *nonsingular* upper triangular matrix.

Note that, in the subsequent text, decomposition-related results will be presented in blue boxes, while other claims and theorems will be in gray boxes. This convention will be consistently applied throughout the remainder of the book without further notification.

In certain cases, the use of the permutation matrix is unnecessary. This decomposition depends on the leading principal minors. We provide a precise definition, which is crucial for the subsequent illustration.

Definition 1.2 (Principal Minors). Let \mathbf{A} be an $n \times n$ square matrix. A $k \times k$ submatrix of \mathbf{A} obtained by deleting any $n - k$ columns and the same $n - k$ rows from \mathbf{A} is called a k -th order *principal submatrix* of \mathbf{A} . The determinant of a $k \times k$ principal submatrix is called a k -th order *principal minor* of \mathbf{A} .

Definition 1.3 (Leading Principal Minors). Let \mathbf{A} be an $n \times n$ square matrix. A $k \times k$ submatrix of \mathbf{A} obtained by deleting the **last** $n - k$ columns and the **last** $n - k$ rows from \mathbf{A} is called the k -th order *leading principal submatrix* of \mathbf{A} , that is, the $k \times k$ submatrix taken from the top-left corner of \mathbf{A} . The determinant of the $k \times k$ leading principal submatrix is called the k -th order *leading principal minor* of \mathbf{A} .

If the leading principal minors of matrix \mathbf{A} satisfy mild conditions, the LU decomposition does not require a permutation matrix.

Theorem 1.4: (LU Decomposition without Permutation) Let \mathbf{A} be an $n \times n$ square matrix with nonzero leading principal minors, i.e., $\det(\mathbf{A}_{1:k,1:k}) \neq 0$, for all $k \in \{1, 2, \dots, n\}$. Then, \mathbf{A} can be decomposed as

$$\mathbf{A} = \mathbf{L}\mathbf{U},$$

where \mathbf{L} is a unit lower triangular matrix (i.e., a lower triangular matrix with all 1's on the diagonal), and \mathbf{U} is a *nonsingular* upper triangular matrix. Specifically, this decomposition is **unique**. See Corollary 1.9.

Remark 1.5 (Other Forms of the LU Decomposition without Permutation).

In Theorem 1.4, we assume that the leading principal minors are nonzero, implying that the leading principal submatrices and the matrix \mathbf{A} are nonsingular.

Singular \mathbf{A} . In the previous theorem, we assume \mathbf{A} is nonsingular as well. However, it is important to note that the LU decomposition can exist for singular matrices \mathbf{A} as well. This can be shown in the following section that, if matrix \mathbf{A} is singular, some pivots will be zero, and the corresponding diagonal values of \mathbf{U} will be zero.

Singular leading principal submatrices. Even when \mathbf{A} is nonsingular, the leading principal submatrices might be singular. Moreover, if certain leading principal minors are zero, the LU decomposition is still possible, but it loses its uniqueness under these conditions.

We will explore the origin of this decomposition in the next section. There are also generalizations of the LU decomposition for non-square or singular matrices, such as the rank-revealing LU decomposition. Interested readers are encouraged to consult Pan (2000); Miranian and Gu (2003); Dopico et al. (2006) for further discussion, or see Section 1.11 for a brief overview.

1.2. Relation to Gaussian Elimination

Solving the linear system equation $\mathbf{A}\mathbf{x} = \mathbf{b}$ is a fundamental problem in linear algebra. *Gaussian elimination* simplifies a linear system, transforming it into an upper triangular form through *elementary row transformations*. This process unfolds over $n - 1$ stages for a square matrix $\mathbf{A} \in \mathbb{R}^{n \times n}$. As a result, it becomes much easier to solve using *backward substitution*. The elementary transformations are defined rigorously as follows.

Definition 1.6 (Elementary Transformation). Given a square matrix \mathbf{A} , the following three transformations are referred to as *elementary row/column transformations*:

1. Interchanging two rows (or columns) of \mathbf{A} ;
2. Multiplying all elements of a row (or a column) of \mathbf{A} by some nonzero values;
3. Adding any row (or column) of \mathbf{A} multiplied by a nonzero number to any other row (or column);

Specifically, the elementary row transformations of \mathbf{A} are unit lower triangular matrices that multiply on the left of \mathbf{A} (e.g., $\mathbf{E}\mathbf{A}$), and the elementary column transformations of \mathbf{A} are unit upper triangular matrices that multiply on the right of \mathbf{A} (e.g., $\mathbf{A}\mathbf{E}$).

The Gaussian elimination is then described by the third type (elementary row transformation) mentioned above. Suppose the upper triangular matrix obtained by Gaussian elimination is given by $\mathbf{U} = \mathbf{E}_{n-1}\mathbf{E}_{n-2}\dots\mathbf{E}_1\mathbf{A}$ ($n - 1$ steps), and at the k -th stage, the

k -th column of $\mathbf{E}_{k-1}\mathbf{E}_{k-2}\dots\mathbf{E}_1\mathbf{A}$ is $\mathbf{x} \in \mathbb{R}^n$. Gaussian elimination aims to introduce zeros below the diagonal of \mathbf{x} by

$$\mathbf{E}_k = \mathbf{I} - \mathbf{z}_k \mathbf{e}_k^\top, \quad (1.1)$$

where $\mathbf{e}_k \in \mathbb{R}^n$ represents the k -th unit basis vector, and $\mathbf{z}_k \in \mathbb{R}^n$ is defined as

$$\mathbf{z}_k = [0, \dots, 0, z_{k+1}, \dots, z_n]^\top, \quad z_i = \frac{x_i}{x_k}, \quad \forall i \in \{k+1, \dots, n\}.$$

We observe that \mathbf{E}_k is a unit lower triangular matrix (with 1's on the diagonal) with only the k -th column of the lower submatrix being nonzero,

$$\mathbf{E}_k = \begin{bmatrix} 1 & \dots & 0 & 0 & \dots & 0 \\ \vdots & \ddots & \vdots & \vdots & \ddots & \vdots \\ 0 & \dots & 1 & 0 & \dots & 0 \\ 0 & \dots & -z_{k+1} & 1 & \dots & 0 \\ \vdots & \ddots & \vdots & \vdots & \ddots & \vdots \\ 0 & \dots & -z_n & 0 & \dots & 1 \end{bmatrix}.$$

Multiplying on the left by \mathbf{E}_k will introduce zeros below the diagonal:

$$\mathbf{E}_k \mathbf{x} = \begin{bmatrix} 1 & \dots & 0 & 0 & \dots & 0 \\ \vdots & \ddots & \vdots & \vdots & \ddots & \vdots \\ 0 & \dots & 1 & 0 & \dots & 0 \\ 0 & \dots & -z_{k+1} & 1 & \dots & 0 \\ \vdots & \ddots & \vdots & \vdots & \ddots & \vdots \\ 0 & \dots & -z_n & 0 & \dots & 1 \end{bmatrix} \begin{bmatrix} x_1 \\ \vdots \\ x_k \\ x_{k+1} \\ \vdots \\ x_n \end{bmatrix} = \begin{bmatrix} x_1 \\ \vdots \\ x_k \\ 0 \\ \vdots \\ 0 \end{bmatrix}.$$

For example, we outline the Gaussian elimination steps for a 4×4 matrix. For simplicity, we assume no row permutations. In the following matrix, \boxtimes represents a value that may not be zero, and **boldface** indicates the value has just been changed.

A Trivial Gaussian Elimination For a 4×4 Matrix:

$$\begin{bmatrix} \boxtimes & \boxtimes & \boxtimes & \boxtimes \\ \boxtimes & \boxtimes & \boxtimes & \boxtimes \\ \boxtimes & \boxtimes & \boxtimes & \boxtimes \\ \boxtimes & \boxtimes & \boxtimes & \boxtimes \end{bmatrix} \xrightarrow{\mathbf{E}_1} \begin{bmatrix} \boxtimes & \boxtimes & \boxtimes & \boxtimes \\ \mathbf{0} & \boxtimes & \boxtimes & \boxtimes \\ \mathbf{0} & \boxtimes & \boxtimes & \boxtimes \\ \mathbf{0} & \boxtimes & \boxtimes & \boxtimes \end{bmatrix} \xrightarrow{\mathbf{E}_2} \begin{bmatrix} \boxtimes & \boxtimes & \boxtimes & \boxtimes \\ 0 & \boxtimes & \boxtimes & \boxtimes \\ 0 & \mathbf{0} & \boxtimes & \boxtimes \\ 0 & \mathbf{0} & \boxtimes & \boxtimes \end{bmatrix} \xrightarrow{\mathbf{E}_3} \begin{bmatrix} \boxtimes & \boxtimes & \boxtimes & \boxtimes \\ 0 & \boxtimes & \boxtimes & \boxtimes \\ 0 & 0 & \boxtimes & \boxtimes \\ 0 & 0 & \mathbf{0} & \boxtimes \end{bmatrix}, \quad (1.2)$$

$\mathbf{A} \qquad \mathbf{E}_1\mathbf{A} \qquad \mathbf{E}_2\mathbf{E}_1\mathbf{A} \qquad \mathbf{E}_3\mathbf{E}_2\mathbf{E}_1\mathbf{A}$

where $\mathbf{E}_1, \mathbf{E}_2$, and \mathbf{E}_3 are lower triangular matrices. Specifically, as discussed above, Gaussian transformation matrices \mathbf{E}_i 's are unit lower triangular matrices with 1's on the diagonal. This can be explained that for the k -th transformation \mathbf{E}_k , working on the matrix $\mathbf{E}_{k-1}\dots\mathbf{E}_1\mathbf{A}$, the transformation subtracts multiples of the k -th row from rows $\{k+1, k+2, \dots, n\}$ to get zeros below the diagonal in the k -th column of the matrix, without using rows $\{1, 2, \dots, k-1\}$.

To be more concrete, for the transformation example above at stage 1, we multiply on the left by \mathbf{E}_1 so that multiples of the first row are subtracted from rows 2, 3, 4, and the first entries of rows 2, 3, 4 are set to zero. Similar situations apply for step 2 and step 3. By defining $\mathbf{L} = \mathbf{E}_1^{-1}\mathbf{E}_2^{-1}\mathbf{E}_3^{-1}$ and denoting the matrix after elimination as \mathbf{U} ,¹ we get $\mathbf{A} = \mathbf{L}\mathbf{U}$. Thus, we obtain an LU decomposition for this 4×4 matrix \mathbf{A} .

1. The inverses of unit lower triangular matrices are also unit lower triangular matrices. And the products of unit lower triangular matrices are also unit lower triangular matrices.

Definition 1.7 (Pivot). The first nonzero entry in the row after each elimination step is referred to as the *pivot*. For example, the blue crosses in Equation (1.2) represent pivots.

However, it is possible for a_{11} (the entry (1,1) of matrix A) to be zero on occasion. In such cases, no such matrix E_1 can make the next elimination step successful. Therefore, we need to interchange the first row and the second row via a permutation matrix P_1 . This is known as the *pivoting*, or simply *permutation*.

Gaussian Elimination With a Permutation in the Beginning:

$$\begin{bmatrix} \otimes & \otimes & \otimes & \otimes \\ \otimes & \otimes & \otimes & \otimes \\ \otimes & \otimes & \otimes & \otimes \\ \otimes & \otimes & \otimes & \otimes \end{bmatrix} \xrightarrow{P_1} \begin{bmatrix} \otimes & \otimes & \otimes & \otimes \\ \mathbf{0} & \otimes & \otimes & \otimes \\ \otimes & \otimes & \otimes & \otimes \\ \otimes & \otimes & \otimes & \otimes \end{bmatrix} \xrightarrow{E_1} \begin{bmatrix} \otimes & \otimes & \otimes & \otimes \\ \mathbf{0} & \otimes & \otimes & \otimes \\ \mathbf{0} & \otimes & \otimes & \otimes \\ \mathbf{0} & \otimes & \otimes & \otimes \end{bmatrix} \xrightarrow{E_2} \begin{bmatrix} \otimes & \otimes & \otimes & \otimes \\ \mathbf{0} & \otimes & \otimes & \otimes \\ \mathbf{0} & \mathbf{0} & \otimes & \otimes \\ \mathbf{0} & \mathbf{0} & \otimes & \otimes \end{bmatrix} \xrightarrow{E_3} \begin{bmatrix} \otimes & \otimes & \otimes & \otimes \\ \mathbf{0} & \otimes & \otimes & \otimes \\ \mathbf{0} & \mathbf{0} & \otimes & \otimes \\ \mathbf{0} & \mathbf{0} & \mathbf{0} & \otimes \end{bmatrix}$$

$A \qquad P_1 A \qquad E_1 P_1 A \qquad E_2 E_1 P_1 A \qquad E_3 E_2 E_1 P_1 A$

By defining $L = E_1^{-1} E_2^{-1} E_3^{-1}$ and $P = P_1^{-1}$, the expression $A = PLU$ represents a comprehensive LU decomposition with permutation for the 4×4 matrix A .

In some circumstances, other permutation matrices P_2, P_3, \dots will appear in between the lower triangular E_i 's. An illustration is provided below.

Gaussian Elimination With a Permutation in Between:

$$\begin{bmatrix} \otimes & \otimes & \otimes & \otimes \\ \otimes & \otimes & \otimes & \otimes \\ \otimes & \otimes & \otimes & \otimes \\ \otimes & \otimes & \otimes & \otimes \end{bmatrix} \xrightarrow{E_1} \begin{bmatrix} \otimes & \otimes & \otimes & \otimes \\ \mathbf{0} & \mathbf{0} & \otimes & \otimes \\ \mathbf{0} & \otimes & \otimes & \otimes \\ \mathbf{0} & \otimes & \otimes & \otimes \end{bmatrix} \xrightarrow{P_1} \begin{bmatrix} \otimes & \otimes & \otimes & \otimes \\ \mathbf{0} & \otimes & \otimes & \otimes \\ \mathbf{0} & \mathbf{0} & \otimes & \otimes \\ \mathbf{0} & \otimes & \otimes & \otimes \end{bmatrix} \xrightarrow{E_2} \begin{bmatrix} \otimes & \otimes & \otimes & \otimes \\ \mathbf{0} & \otimes & \otimes & \otimes \\ \mathbf{0} & \mathbf{0} & \otimes & \otimes \\ \mathbf{0} & \mathbf{0} & \mathbf{0} & \otimes \end{bmatrix}$$

$A \qquad E_1 A \qquad P_1 E_1 A \qquad E_2 P_1 E_1 A$

In this scenario, we find $U = E_2 P_1 E_1 A$. In Section 1.4 or Section 1.10.1, we will show that the interleaved permutations lead to the same form $A = PLU$, where P accounts for all permutations.

The provided examples can be easily extended to any $n \times n$ matrix, assuming there are no row permutations in the process. We will have $n - 1$ such lower triangular transformations. The k -th transformation E_k introduces zeros below the diagonal in the k -th column of A by subtracting multiples of the k -th row from rows $\{k + 1, k + 2, \dots, n\}$. Finally, by defining $L = E_1^{-1} E_2^{-1} \dots E_{n-1}^{-1}$, we obtain the LU decomposition $A = LU$ without permutation.

From the above examples for row elementary operations, we conclude the following result.

Proposition 1.8: (Row Space after Row Operations) Given a matrix $A \in \mathbb{R}^{m \times n}$, operated by a sequence of row transformations E_1, E_2, \dots, E_k and let $E = E_k E_{k-1} \dots E_1$. Then, the row space of $B = EA$ is identical to the row space of A .

Proof [of Proposition 1.8] Since the rows of B are linear combinations of the rows of A , it follows that $\mathcal{C}(B^\top) \subseteq \mathcal{C}(A^\top)$. Moreover, since the row transformations are invertible, $E = E_k E_{k-1} \dots E_1$ is also invertible. Therefore, we can write: $A = E^{-1} B$. This implies that the rows of A are also linear combinations of the rows of B : $\mathcal{C}(A^\top) \subseteq \mathcal{C}(B^\top)$. Combining the two results, we conclude that $\mathcal{C}(A^\top) = \mathcal{C}(B^\top)$. ■

Note, however, the column space of A and B may be different. But since the dimension of the row space is equal to that of the column space, the dimensions of the column spaces of A and B are the same.

1.3. Existence of LU Decomposition without Permutation

The Gaussian elimination, or Gaussian transformation, elucidates the basis of the LU decomposition. We then prove Theorem 1.4 rigorously, i.e., the existence of the LU decomposition without permutation by induction.

Proof [of Theorem 1.4: LU Decomposition without Permutation] We will prove by induction that every $n \times n$ square matrix \mathbf{A} with nonzero leading principal minors possesses the LU decomposition $\mathbf{A} = \mathbf{L}\mathbf{U}$. The 1×1 case is trivial by setting $L = 1, U = A$, thus, $A = LU$.

Assuming that any $k \times k$ matrix \mathbf{A}_k with all leading principal minors being nonzero has an LU decomposition without permutation, our goal is to establish that any $(k+1) \times (k+1)$ matrix \mathbf{A}_{k+1} can also be expressed in this LU decomposition form without permutation. This, once proven, completes the overall demonstration.

For any $(k+1) \times (k+1)$ matrix \mathbf{A}_{k+1} , suppose the k -th order leading principal submatrix of \mathbf{A}_{k+1} is \mathbf{A}_k with size $k \times k$. Then \mathbf{A}_k can be factored as $\mathbf{A}_k = \mathbf{L}_k\mathbf{U}_k$, where \mathbf{L}_k is a unit lower triangular matrix and \mathbf{U}_k is a nonsingular upper triangular matrix, as per the assumption. Express \mathbf{A}_{k+1} as $\mathbf{A}_{k+1} = \begin{bmatrix} \mathbf{A}_k & \mathbf{b} \\ \mathbf{c}^\top & d \end{bmatrix}$. Then it admits the following factorization:

$$\mathbf{A}_{k+1} = \begin{bmatrix} \mathbf{A}_k & \mathbf{b} \\ \mathbf{c}^\top & d \end{bmatrix} = \begin{bmatrix} \mathbf{L}_k & \mathbf{0} \\ \mathbf{x}^\top & 1 \end{bmatrix} \begin{bmatrix} \mathbf{U}_k & \mathbf{y} \\ \mathbf{0} & z \end{bmatrix} = \mathbf{L}_{k+1}\mathbf{U}_{k+1},$$

where $\mathbf{b} = \mathbf{L}_k\mathbf{y}$, $\mathbf{c}^\top = \mathbf{x}^\top\mathbf{U}_k$, $d = \mathbf{x}^\top\mathbf{y} + z$, $\mathbf{L}_{k+1} = \begin{bmatrix} \mathbf{L}_k & \mathbf{0} \\ \mathbf{x}^\top & 1 \end{bmatrix}$, and $\mathbf{U}_{k+1} = \begin{bmatrix} \mathbf{U}_k & \mathbf{y} \\ \mathbf{0} & z \end{bmatrix}$. From the assumption, \mathbf{L}_k and \mathbf{U}_k are nonsingular. Therefore,

$$\mathbf{y} = \mathbf{L}_k^{-1}\mathbf{b}, \quad \mathbf{x}^\top = \mathbf{c}^\top\mathbf{U}_k^{-1}, \quad z = d - \mathbf{x}^\top\mathbf{y}.$$

If, further, we could prove that z is nonzero such that \mathbf{U}_{k+1} is nonsingular, we complete the proof.

Because all the leading principal minors of \mathbf{A}_{k+1} are nonzero, we have $\det(\mathbf{A}_{k+1}) = \det(\mathbf{A}_k) \cdot \det(d - \mathbf{c}^\top\mathbf{A}_k^{-1}\mathbf{b}) = \det(\mathbf{A}_k) \cdot (d - \mathbf{c}^\top\mathbf{A}_k^{-1}\mathbf{b}) \neq 0$ since $d - \mathbf{c}^\top\mathbf{A}_k^{-1}\mathbf{b}$ is a scalar. As $\det(\mathbf{A}_k) \neq 0$ from the assumption, we conclude $d - \mathbf{c}^\top\mathbf{A}_k^{-1}\mathbf{b} \neq 0$. By substituting $\mathbf{b} = \mathbf{L}_k\mathbf{y}$ and $\mathbf{c}^\top = \mathbf{x}^\top\mathbf{U}_k$ into the formula, we have $d - \mathbf{x}^\top\mathbf{U}_k\mathbf{A}_k^{-1}\mathbf{L}_k\mathbf{y} = d - \mathbf{x}^\top\mathbf{U}_k(\mathbf{L}_k\mathbf{U}_k)^{-1}\mathbf{L}_k\mathbf{y} = d - \mathbf{x}^\top\mathbf{y} \neq 0$, which exactly matches the form of $z \neq 0$. Thus, we find \mathbf{L}_{k+1} with all the values on the diagonal being 1, and \mathbf{U}_{k+1} with all the values on the diagonal being nonzero, which means \mathbf{L}_{k+1} and \mathbf{U}_{k+1} are nonsingular. ³ This completes the proof. \blacksquare

We further demonstrate that if no permutation is involved, the LU decomposition is unique.

Corollary 1.9: (Uniqueness of the LU Decomposition without Permutation)

Let \mathbf{A} be an $n \times n$ square matrix with nonzero leading principal minors. Then, the LU decomposition of \mathbf{A} is unique.

Proof [of Corollary 1.9] Assume the LU decomposition is not unique. Then, there exist two decompositions, $\mathbf{A} = \mathbf{L}_1\mathbf{U}_1 = \mathbf{L}_2\mathbf{U}_2$, which implies $\mathbf{L}_2^{-1}\mathbf{L}_1 = \mathbf{U}_2\mathbf{U}_1^{-1}$. The left-hand

2. By the fact that if matrix \mathbf{M} has a block formulation: $\mathbf{M} = \begin{bmatrix} \mathbf{A} & \mathbf{B} \\ \mathbf{C} & \mathbf{D} \end{bmatrix}$, then $\det(\mathbf{M}) = \det(\mathbf{A})\det(\mathbf{D} - \mathbf{C}\mathbf{A}^{-1}\mathbf{B})$.

3. A triangular matrix (upper or lower) is nonsingular if and only if all the entries on its main diagonal are nonzero.

side of the equation is a unit lower triangular matrix, while the right-hand side is an upper triangular matrix. Consequently, both sides must be diagonal matrices. Since the inverse of a unit lower triangular matrix is also a unit lower triangular matrix, and the product of unit lower triangular matrices remains a unit lower triangular matrix, we deduce that $\mathbf{L}_2^{-1}\mathbf{L}_1 = \mathbf{I}$. The equality implies that both sides are identity matrices such that $\mathbf{L}_1 = \mathbf{L}_2$ and $\mathbf{U}_1 = \mathbf{U}_2$, resulting in a contradiction. ■

In the proof of Theorem 1.4, we showed that the diagonal values of the upper triangular matrix are all nonzero if the leading principal minors of \mathbf{A} are all nonzero. Dividing each row of \mathbf{U} by its corresponding diagonal entry leads to an equivalent decomposition known as the *LDU decomposition*.

Corollary 1.10: (LDU Decomposition) Let \mathbf{A} be an $n \times n$ square matrix with nonzero leading principal minors, i.e., $\det(\mathbf{A}_{1:k,1:k}) \neq 0$, for all $k \in \{1, 2, \dots, n\}$. Then, \mathbf{A} can be **uniquely** decomposed as

$$\mathbf{A} = \mathbf{LDU},$$

where \mathbf{L} is a unit lower triangular matrix, \mathbf{U} is a **unit** upper triangular matrix, and \mathbf{D} is a diagonal matrix.

The result follows directly from the LU decomposition of $\mathbf{A} = \mathbf{LR}$, where \mathbf{L} is unit lower triangular and \mathbf{R} is upper triangular. Define $\mathbf{D} = \text{diag}(r_{11}, r_{22}, \dots, r_{nn})$, where r_{ii} are the diagonal entries of \mathbf{R} . Then, $\mathbf{D}^{-1}\mathbf{R} = \mathbf{U}$ is a unit upper triangular matrix. Uniqueness follows from the uniqueness of the LU decomposition.

1.4. Existence of LU Decomposition with Permutation

In Theorem 1.4, we require that \mathbf{A} has nonzero leading principal minors. However, this condition is not necessary. Even when the leading principal minors are zero, nonsingular matrices still admit an LU decomposition, provided row permutations are allowed. The proof still uses induction. To formalize this, we first introduce the concept of the *Schur complement*.

Definition 1.11 (Schur Complement). Let $\mathbf{A} \in \mathbb{R}^{n \times n}$ be a matrix, and suppose its (1,1) entry, a_{11} , is not zero. Then, the *Schur complement* of a_{11} in \mathbf{A} is $\mathbf{A}_2 = \mathbf{A}_{2:n,2:n} - \frac{1}{a_{11}}\mathbf{A}_{2:n,1}\mathbf{A}_{1,2:n}$.

Proof [of Theorem 1.1: LU Decomposition with Permutation] We start with the base case: any 1×1 nonsingular matrix has a full LU decomposition $A = PLU$ by taking $P = 1$, $L = 1$, and $U = A$. Assume that every $(n-1) \times (n-1)$ nonsingular matrix admits an LU decomposition with permutation. We now show this holds for any $n \times n$ nonsingular matrix \mathbf{A} .

We will formulate the proof in the following order. If \mathbf{A} is nonsingular, then its row-permuted matrix \mathbf{B} is also nonsingular. And the *Schur complement* of b_{11} in \mathbf{B} is also nonsingular. Finally, we formulate the decomposition of \mathbf{A} by \mathbf{B} from this property.

At least one element in the first column of \mathbf{A} must be nonzero; otherwise, \mathbf{A} would be singular. We can then apply a row permutation that makes the element in entry (1,1) to be nonzero. Let \mathbf{P}_1 be a permutation matrix that moves a nonzero entry to the (1,1) position. Define $\mathbf{B} = \mathbf{P}_1\mathbf{A}$, so $b_{11} \neq 0$. Since both \mathbf{A} and \mathbf{P}_1 are nonsingular, their product \mathbf{B} is also nonsingular.

Schur complement of \mathbf{B} is also nonsingular. The Schur complement of b_{11} in \mathbf{B} , which has dimensions $(n-1) \times (n-1)$: $\widehat{\mathbf{B}} = \mathbf{B}_{2:n,2:n} - \frac{1}{b_{11}}\mathbf{B}_{2:n,1}\mathbf{B}_{1,2:n}$. To prove $\widehat{\mathbf{B}}$ is nonsingular, assume there exists an $(n-1)$ -vector \mathbf{x} such that $\widehat{\mathbf{B}}\mathbf{x} = \mathbf{0}$. Then, \mathbf{x} and $y = -\frac{1}{b_{11}}\mathbf{B}_{1,2:n} \cdot \mathbf{x}$ satisfy

$$\mathbf{B} \begin{bmatrix} \mathbf{x} \\ y \end{bmatrix} = \begin{bmatrix} b_{11} & \mathbf{B}_{1,2:n} \\ \mathbf{B}_{2:n,1} & \mathbf{B}_{2:n,2:n} \end{bmatrix} \begin{bmatrix} y \\ \mathbf{x} \end{bmatrix} = \begin{bmatrix} 0 \\ \mathbf{0} \end{bmatrix}.$$

Since \mathbf{B} is nonsingular, \mathbf{x} and y must be zero. Therefore, $\widehat{\mathbf{B}}\mathbf{x} = \mathbf{0}$ holds only if $\mathbf{x} = \mathbf{0}$, which implies that the null space of $\widehat{\mathbf{B}}$ has dimension 0. Hence, $\widehat{\mathbf{B}}$ is nonsingular.

By the induction assumption, any $(n-1) \times (n-1)$ nonsingular matrix can be written in the full LU decomposition form:

$$\widehat{\mathbf{B}} = \mathbf{P}_2\mathbf{L}_2\mathbf{U}_2.$$

We then factor \mathbf{A} as

$$\begin{aligned} \mathbf{A} &= \mathbf{P}_1^\top \begin{bmatrix} b_{11} & \mathbf{B}_{1,2:n} \\ \mathbf{B}_{2:n,1} & \mathbf{B}_{2:n,2:n} \end{bmatrix} = \mathbf{P}_1^\top \begin{bmatrix} 1 & 0 \\ 0 & \mathbf{P}_2 \end{bmatrix} \begin{bmatrix} b_{11} & \mathbf{B}_{1,2:n} \\ \mathbf{P}_2^\top \mathbf{B}_{2:n,1} & \mathbf{P}_2^\top \mathbf{B}_{2:n,2:n} \end{bmatrix} \\ &= \mathbf{P}_1^\top \begin{bmatrix} 1 & 0 \\ 0 & \mathbf{P}_2 \end{bmatrix} \begin{bmatrix} b_{11} & \mathbf{B}_{1,2:n} \\ \mathbf{P}_2^\top \mathbf{B}_{2:n,1} & \mathbf{L}_2\mathbf{U}_2 + \mathbf{P}_2^\top \frac{1}{b_{11}}\mathbf{B}_{2:n,1}\mathbf{B}_{1,2:n} \end{bmatrix} \\ &= \mathbf{P}_1^\top \begin{bmatrix} 1 & 0 \\ 0 & \mathbf{P}_2 \end{bmatrix} \begin{bmatrix} 1 & 0 \\ \frac{1}{b_{11}}\mathbf{P}_2^\top \mathbf{B}_{2:n,1} & \mathbf{L}_2 \end{bmatrix} \begin{bmatrix} b_{11} & \mathbf{B}_{1,2:n} \\ \mathbf{0} & \mathbf{U}_2 \end{bmatrix}. \end{aligned}$$

Thus, the full LU decomposition of $\mathbf{A} = \mathbf{P}\mathbf{L}\mathbf{U}$ is given by:

$$\mathbf{P} = \mathbf{P}_1^\top \begin{bmatrix} 1 & 0 \\ 0 & \mathbf{P}_2 \end{bmatrix}, \quad \mathbf{L} = \begin{bmatrix} 1 & 0 \\ \frac{1}{b_{11}}\mathbf{P}_2^\top \mathbf{B}_{2:n,1} & \mathbf{L}_2 \end{bmatrix}, \quad \mathbf{U} = \begin{bmatrix} b_{11} & \mathbf{B}_{1,2:n} \\ \mathbf{0} & \mathbf{U}_2 \end{bmatrix}.$$

This completes the proof. ■

1.5. Bandwidth Preserving in LU Decomposition without Permutation

The bandwidth of any matrix is defined as follows.

Definition 1.12 (Matrix Bandwidth). For any matrix $\mathbf{A} \in \mathbb{R}^{n \times n}$ with the entry at position (i, j) denoted as a_{ij} , the matrix \mathbf{A} has an *upper bandwidth* q if $a_{ij} = 0$ for $j > i + q$, and a *lower bandwidth* p if $a_{ij} = 0$ for $i > j + p$.

An example of a 6×6 matrix with an upper bandwidth of 2 and a lower bandwidth of 3 is illustrated below:

$$\begin{bmatrix} \boxtimes & \boxtimes & \boxtimes & 0 & 0 & 0 \\ \boxtimes & \boxtimes & \boxtimes & \boxtimes & 0 & 0 \\ \boxtimes & \boxtimes & \boxtimes & \boxtimes & \boxtimes & 0 \\ \boxtimes & \boxtimes & \boxtimes & \boxtimes & \boxtimes & \boxtimes \\ 0 & \boxtimes & \boxtimes & \boxtimes & \boxtimes & \boxtimes \\ 0 & 0 & \boxtimes & \boxtimes & \boxtimes & \boxtimes \end{bmatrix}.$$

We now prove that the bandwidth of a matrix is preserved after LU decomposition, provided no row permutations are involved.

Lemma 1.13: (Bandwidth Preserving) Let $\mathbf{A} \in \mathbb{R}^{n \times n}$ have an upper bandwidth of q and a lower bandwidth of p . If \mathbf{A} admits the LU decomposition $\mathbf{A} = \mathbf{L}\mathbf{U}$, then \mathbf{L} has a lower bandwidth of p , and \mathbf{U} has an upper bandwidth of q .

Proof [of Lemma 1.13] The LU decomposition without permutation can be obtained as follows:

$$\mathbf{A} = \begin{bmatrix} a_{11} & \mathbf{A}_{1,2:n} \\ \mathbf{A}_{2:n,1} & \mathbf{A}_{2:n,2:n} \end{bmatrix} = \begin{bmatrix} 1 & 0 \\ \frac{1}{a_{11}}\mathbf{A}_{2:n,1} & \mathbf{I}_{n-1} \end{bmatrix} \begin{bmatrix} a_{11} & \mathbf{A}_{1,2:n} \\ 0 & \mathbf{S} \end{bmatrix} = \mathbf{L}_1\mathbf{U}_1,$$

where $\mathbf{S} = \mathbf{A}_{2:n,2:n} - \frac{1}{a_{11}}\mathbf{A}_{2:n,1}\mathbf{A}_{1,2:n}$ is the Schur complement of a_{11} in \mathbf{A} . This process is referred to as the s -decomposition of \mathbf{A} . The first column of \mathbf{L}_1 and the first row of \mathbf{U}_1 retain the required bandwidth properties (bandwidth p and q , respectively). The Schur complement \mathbf{S} of a_{11} has an upper bandwidth of $q - 1$ and a lower bandwidth of $p - 1$, respectively. By applying induction on the s -decomposition to \mathbf{S} , the result follows. ■

1.6. Block LU Decomposition

Another form of LU decomposition involves factoring the matrix into block triangular matrices.

Theorem 1.14: (Block LU Decomposition without Permutation) For any $n \times n$ square matrix \mathbf{A} , if the first m leading principal block submatrices are nonsingular, then \mathbf{A} can be uniquely factored as

$$\mathbf{A} = \mathbf{L}\mathbf{U} = \begin{bmatrix} \mathbf{I} & & & & \\ \mathbf{L}_{21} & \mathbf{I} & & & \\ \vdots & & \ddots & & \\ \mathbf{L}_{m1} & \dots & \mathbf{L}_{m,m-1} & \mathbf{I} & \end{bmatrix} \begin{bmatrix} \mathbf{U}_{11} & \mathbf{U}_{12} & \dots & \mathbf{U}_{1m} \\ & \mathbf{U}_{22} & & \vdots \\ & & \ddots & \mathbf{U}_{m-1,m} \\ & & & \mathbf{U}_{mm} \end{bmatrix},$$

where $\mathbf{L}_{i,j}$'s and \mathbf{U}_{ij} 's are some block matrices.

It is important to note that \mathbf{U} in the above theorem is not necessarily upper triangular. For example:

$$\mathbf{A} = \begin{bmatrix} 0 & 1 & 1 & 1 \\ -1 & 2 & -1 & 2 \\ 2 & 1 & 4 & 2 \\ 1 & 2 & 3 & 3 \end{bmatrix} = \begin{bmatrix} 1 & 0 & 0 & 0 \\ 0 & 1 & 0 & 0 \\ 5 & -2 & 1 & 0 \\ 4 & -1 & 0 & 1 \end{bmatrix} \begin{bmatrix} 0 & 1 & 1 & 1 \\ -1 & 2 & -1 & 2 \\ 0 & 0 & -3 & 1 \\ 0 & 0 & -2 & 1 \end{bmatrix}.$$

The standard non-block LU decomposition fails for \mathbf{A} since the $(1, 1)$ entry is zero. However, the block LU decomposition remains applicable.

1.7. Application: Linear System via the LU Decomposition

For a well-determined linear system $\mathbf{A}\mathbf{x} = \mathbf{b}$, where \mathbf{A} is an $n \times n$ nonsingular matrix, directly computing \mathbf{A}^{-1} is inefficient. Instead, the system can be solved using LU decomposition. If \mathbf{A} admits the LU decomposition $\mathbf{A} = \mathbf{P}\mathbf{L}\mathbf{U}$, the solution can be obtained through the following algorithm:

Algorithm 1 Solving Linear Equations by LU Decomposition**Require:** \mathbf{A} is a nonsingular $n \times n$ matrix; solve $\mathbf{Ax} = \mathbf{b}$;

- | | |
|---|--------------------|
| 1: LU Decomposition: factor \mathbf{A} as $\mathbf{A} = \mathbf{PLU}$; | ▷ $(2/3)n^3$ flops |
| 2: Apply permutation: compute $\mathbf{w} = \mathbf{P}^\top \mathbf{b}$; | ▷ 0 flops |
| 3: Solve $\mathbf{Lv} = \mathbf{w}$ using forward substitution; | ▷ n^2 flops |
| 4: Solve $\mathbf{Ux} = \mathbf{v}$ using backward substitution; | ▷ n^2 flops |

LU decomposition requires a complexity of $(2/3)n^3$ floating point operations (flops) (Lu, 2021c), the backward and forward substitution steps both cost $1 + 3 + \dots + (2n - 1) = n^2$ flops. Thus, the total cost is approximately $(2/3)n^3 + 2n^2$ flops. For large n , the complexity is dominated by the LU decomposition step, which requires $(2/3)n^3$ flops. Additionally, for a block LU decomposition of $\mathbf{A} = \mathbf{LU}$, solving $\mathbf{Lv} = \mathbf{w}$ and $\mathbf{Ux} = \mathbf{v}$ involves additional computations since \mathbf{U} is generally not triangular. This introduces extra complexity compared to standard LU decomposition.

1.8. Application: Computing the Inverse of Nonsingular Matrices

By Theorem 1.1, any nonsingular matrix $\mathbf{A} \in \mathbb{R}^{n \times n}$ admits a full LU factorization $\mathbf{A} = \mathbf{PLU}$. The inverse of \mathbf{A} can be obtained by solving the matrix equation:

$$\mathbf{AX} = \mathbf{I},$$

which involves solving n linear systems of the form $\mathbf{Ax}_i = \mathbf{e}_i$ for all $i \in \{1, 2, \dots, n\}$, where \mathbf{x}_i is the i -th column of \mathbf{X} and \mathbf{e}_i represents the i -th column of \mathbf{I} (i.e., the i -th unit vector).

Theorem 1.15: (Inverse of Nonsingular Matrix by Linear System) Computing the inverse of a nonsingular matrix $\mathbf{A} \in \mathbb{R}^{n \times n}$ using n linear systems requires $\sim (2/3)n^3 + n(2n^2) = (8/3)n^3$ flops, where $(2/3)n^3$ is the cost of the LU decomposition of \mathbf{A} .

This result follows directly from Algorithm 1. However, computational efficiency can be improved by leveraging the triangular structure of \mathbf{U} and \mathbf{L} . Specifically, the inverse of \mathbf{A} can be expressed as $\mathbf{A}^{-1} = \mathbf{U}^{-1}\mathbf{L}^{-1}\mathbf{P}^{-1} = \mathbf{U}^{-1}\mathbf{L}^{-1}\mathbf{P}^T$. Using this approach, the computational complexity can be reduced from $(8/3)n^3$ to $2n^3$ flops (Lu, 2021c).

1.9. Application: Computing the Determinant

The LU decomposition also simplifies the computation of the determinant of a matrix. If $\mathbf{A} = \mathbf{LU}$, then $\det(\mathbf{A}) = \det(\mathbf{LU}) = \det(\mathbf{L})\det(\mathbf{U}) = u_{11}u_{22} \dots u_{nn}$, where u_{ii} is the i -th diagonal element of \mathbf{U} ($i \in \{1, 2, \dots, n\}$).⁴

Further, for an LU decomposition with permutation, $\mathbf{A} = \mathbf{PLU}$, the determinant of \mathbf{A} becomes $\det(\mathbf{A}) = \det(\mathbf{PLU}) = \det(\mathbf{P})u_{11}u_{22} \dots u_{nn}$. The determinant of a permutation matrix is either 1 or -1 because after changing rows around (which changes the sign of the determinant⁵), a permutation matrix becomes the identity matrix \mathbf{I} , whose determinant is one.

⁴. The determinant of a lower triangular matrix (or an upper triangular matrix) is the product of its diagonal entries.

⁵. The determinant changes sign when two rows are exchanged (sign reversal).

1.10. Pivoting

1.10.1 Partial Pivoting

In practice, it is often advantageous to apply pivoting even when it is not strictly necessary. When solving a linear system using LU decomposition, as described in Algorithm 1, selecting the pivot as the largest entry—especially when the diagonal elements of \mathbf{U} are small—helps mitigate inaccuracies in the solutions. This technique, known as *partial pivoting*, is widely adopted to enhance numerical stability. For example,

Partial Pivoting For a 4×4 Matrix:

$$\begin{array}{c}
 \begin{bmatrix} \boxtimes & \boxtimes & \boxtimes & \boxtimes \\ \boxtimes & \boxtimes & \boxtimes & \boxtimes \\ \boxtimes & \boxtimes & \boxtimes & \boxtimes \\ \boxtimes & \boxtimes & \boxtimes & \boxtimes \end{bmatrix} \\
 \mathbf{A}
 \end{array}
 \xrightarrow{\mathbf{E}_1}
 \begin{array}{c}
 \begin{bmatrix} \boxtimes & \boxtimes & \boxtimes & \boxtimes \\ 0 & \mathbf{2} & \boxtimes & \boxtimes \\ 0 & \mathbf{5} & \boxtimes & \boxtimes \\ 0 & \mathbf{7} & \boxtimes & \boxtimes \end{bmatrix} \\
 \mathbf{E}_1 \mathbf{A}
 \end{array}
 \xrightarrow{\mathbf{P}_1}
 \begin{array}{c}
 \begin{bmatrix} \boxtimes & \boxtimes & \boxtimes & \boxtimes \\ 0 & \mathbf{7} & \boxtimes & \boxtimes \\ 0 & \mathbf{5} & \boxtimes & \boxtimes \\ 0 & \mathbf{2} & \boxtimes & \boxtimes \end{bmatrix} \\
 \mathbf{P}_1 \mathbf{E}_1 \mathbf{A}
 \end{array}
 \xrightarrow{\mathbf{E}_2}
 \begin{array}{c}
 \begin{bmatrix} \boxtimes & \boxtimes & \boxtimes & \boxtimes \\ 0 & \mathbf{7} & \boxtimes & \boxtimes \\ 0 & \mathbf{0} & \boxtimes & \boxtimes \\ 0 & \mathbf{0} & \mathbf{0} & \boxtimes \end{bmatrix} \\
 \mathbf{E}_2 \mathbf{P}_1 \mathbf{E}_1 \mathbf{A}
 \end{array}
 . \quad (1.3)$$

In this example, after the transformation by \mathbf{E}_1 , the element 7 is chosen as the pivot. Although this pivot is not strictly necessary, it ensures that no multiplier exceeds an absolute value of 1 during Gaussian elimination. The general procedure for calculating LU decomposition with partial pivoting for a matrix $\mathbf{A} \in \mathbb{R}^{n \times n}$ is detailed in Algorithm 2.

Algorithm 2 LU Decomposition with Partial Pivoting

Require: Matrix \mathbf{A} of size $n \times n$;

- 1: Set $\mathbf{U} = \mathbf{A}$;
 - 2: **for** $k = 1$ to $n - 1$ **do** ▷ i.e., get the k -th column of \mathbf{U}
 - 3: Find a row permutation \mathbf{P}_k that swaps u_{kk} with the largest element in $|\mathbf{U}_{k:n,k}|$;
 - 4: $\mathbf{U} = \mathbf{P}_k \mathbf{U}$;
 - 5: Compute the Gaussian transformation \mathbf{E}_k to zero out elements below the diagonal in the k -th column of \mathbf{U} ;
 - 6: $\mathbf{U} = \mathbf{E}_k \mathbf{U}$;
 - 7: **end for**
 - 8: Output \mathbf{U} ;
-

The computational cost of this algorithm is approximately $\sim 2/3(n^3)$ flops and $(n - 1) + (n - 2) + \dots + 1 \sim \mathcal{O}(n^2)$ comparisons due to the pivoting process. The result is an upper triangular matrix \mathbf{U} , expressed as:

$$\mathbf{U} = \mathbf{E}_{n-1} \mathbf{P}_{n-1} \dots \mathbf{E}_2 \mathbf{P}_2 \mathbf{E}_1 \mathbf{P}_1 \mathbf{A}. \quad (1.4)$$

Computing the final \mathbf{L} . To reconstruct the LU decomposition of the following form:

$$\mathbf{A} = \mathbf{P} \mathbf{L} \mathbf{U},$$

where $\mathbf{P} = \mathbf{P}_1 \mathbf{P}_2 \dots \mathbf{P}_{n-1}$ represents the overall permutation matrix, \mathbf{U} is the upper triangular matrix obtained directly from the algorithm, and \mathbf{L} is a unit lower triangular matrix with $|l_{ij}| \leq 1$ for all $1 \leq i, j \leq n$. The submatrix $\mathbf{L}_{k+1:n,k}$ is a permuted version of \mathbf{E}_k 's multipliers. To see this, we notice that the permutation matrices used in the algorithm involve only swaps of two rows. *This implies each \mathbf{P}_k is symmetric and satisfies $\mathbf{P}_k^2 = \mathbf{I}$, for $k \in \{1, 2, \dots, n - 1\}$.* Let

$$\mathbf{M}_k = (\mathbf{P}_{n-1} \dots \mathbf{P}_{k+1}) \mathbf{E}_k (\mathbf{P}_{k+1} \dots \mathbf{P}_{n-1}).$$

Substituting this into Equation (1.4), \mathbf{U} can be expressed as

$$\mathbf{U} = \mathbf{M}_{n-1} \dots \mathbf{M}_2 \mathbf{M}_1 \mathbf{P}^\top \mathbf{A}.$$

To analyze \mathbf{M}_k , recall that each \mathbf{P}_{k+1} is a permutation matrix with an identity submatrix in the upper-left $k \times k$. Thus,

$$\begin{aligned} \mathbf{M}_k &= (\mathbf{P}_{n-1} \dots \mathbf{P}_{k+1})(\mathbf{I}_n - \mathbf{z}_k \mathbf{e}_k^\top)(\mathbf{P}_{k+1} \dots \mathbf{P}_{n-1}) \\ &= \mathbf{I}_n - (\mathbf{P}_{n-1} \dots \mathbf{P}_{k+1})(\mathbf{z}_k \mathbf{e}_k^\top)(\mathbf{P}_{k+1} \dots \mathbf{P}_{n-1}) \\ &= \mathbf{I}_n - (\mathbf{P}_{n-1} \dots \mathbf{P}_{k+1} \mathbf{z}_k)(\mathbf{e}_k^\top \mathbf{P}_{k+1} \dots \mathbf{P}_{n-1}) \\ &= \mathbf{I}_n - (\mathbf{P}_{n-1} \dots \mathbf{P}_{k+1} \mathbf{z}_k) \mathbf{e}_k^\top. \quad (\text{since } \mathbf{e}_k^\top \mathbf{P}_{k+1} \dots \mathbf{P}_{n-1} = \mathbf{e}_k^\top) \end{aligned}$$

This shows that \mathbf{M}_k is unit lower triangular, with its k -th column being a permuted version of \mathbf{E}_k . Consequently, the final lower triangular matrix is:

$$\mathbf{L} = \mathbf{M}_1^{-1} \mathbf{M}_2^{-1} \dots \mathbf{M}_{n-1}^{-1}.$$

We obtain the full LU decomposition $\mathbf{A} = \mathbf{P}\mathbf{L}\mathbf{U}$.

1.10.2 Complete Pivoting

In partial pivoting, zeros below the diagonal in the k -th column of \mathbf{U} are introduced by selecting the pivot as the largest absolute value in the subcolumn $\mathbf{U}_{k:n,k}$. In contrast, *complete pivoting* identifies the pivot as the largest absolute entry in the current submatrix $\mathbf{U}_{k:n,k:n}$, which is then moved to the (k, k) position in \mathbf{U} . This requires applying an additional *column permutation* \mathbf{Q}_k at each step. The final upper triangular matrix \mathbf{U} is expressed as

$$\mathbf{U} = \mathbf{E}_{n-1} \mathbf{P}_{n-1} \dots (\mathbf{E}_2 \mathbf{P}_2 (\mathbf{E}_1 \mathbf{P}_1 \mathbf{A} \mathbf{Q}_1) \mathbf{Q}_2) \dots \mathbf{Q}_{n-1}.$$

The complete pivoting procedure is detailed in Algorithm 3.

Algorithm 3 LU Decomposition with Complete Pivoting

Require: Matrix \mathbf{A} with size $n \times n$;

- 1: Set $\mathbf{U} = \mathbf{A}$;
 - 2: **for** $k = 1$ to $n - 1$ **do** ▷ the value k is to get the k -th column of \mathbf{U}
 - 3: Find a row permutation matrix \mathbf{P}_k and a column permutation \mathbf{Q}_k that swaps u_{kk} with the largest element in $|\mathbf{U}_{k:n,k:n}|$, say $u_{ab} = \max |\mathbf{U}_{k:n,k:n}|$;
 - 4: $\mathbf{U} = \mathbf{P}_k \mathbf{U} \mathbf{Q}_k$;
 - 5: Determine the Gaussian transformation \mathbf{E}_k to introduce zeros below the diagonal in column k of \mathbf{U} ;
 - 6: $\mathbf{U} = \mathbf{E}_k \mathbf{U}$;
 - 7: **end for**
 - 8: Output \mathbf{U} ;
-

The algorithm requires $2/3(n^3)$ flops and $(n^2 + (n-1)^2 + \dots + 1^2) \sim \mathcal{O}(n^3)$ comparisons due to pivoting. With $\mathbf{P} = \mathbf{P}_1 \mathbf{P}_2 \dots \mathbf{P}_{n-1}$, $\mathbf{Q} = \mathbf{Q}_1 \mathbf{Q}_2 \dots \mathbf{Q}_{n-1}$,

$$\mathbf{M}_k = (\mathbf{P}_{n-1} \dots \mathbf{P}_{k+1}) \mathbf{E}_k (\mathbf{P}_{k+1} \dots \mathbf{P}_{n-1}), \quad \text{for all } k \in \{1, 2, \dots, n-1\}$$

and $\mathbf{L} = \mathbf{M}_1^{-1} \mathbf{M}_2^{-1} \dots \mathbf{M}_{n-1}^{-1}$, the final decomposition is $\mathbf{A} = \mathbf{P}\mathbf{L}\mathbf{U}\mathbf{Q}^\top$, or equivalently, $\mathbf{P}^\top \mathbf{A} \mathbf{Q} = \mathbf{L}\mathbf{U}$.

1.10.3 Rook Pivoting

Rook pivoting provides an alternative to partial and complete pivoting. Instead of selecting the largest absolute value in $|U_{k:n,k:n}|$ at the k -th step, it identifies an element in the submatrix that is *maximal in both its row and column*. This method is non-unique; multiple elements may satisfy the criteria. For example, given:

$$U_{k:n,k:n} = \begin{bmatrix} 1 & 2 & 3 & 4 \\ 2 & 3 & 7 & 3 \\ 5 & 2 & 1 & 2 \\ 2 & 1 & 2 & 1 \end{bmatrix},$$

complete pivoting would select 7. However, rook pivoting could choose 5, 4, or 7, as all are row- and column-maximal.

1.11. Rank-Revealing LU Decomposition

In many applications, Gaussian elimination with pivoting applied to a matrix \mathbf{A} of rank r produces a factorization that reveals the rank in the following form:

$$PAQ = \begin{bmatrix} L_{11} & \mathbf{0} \\ L_{21}^\top & I \end{bmatrix} \begin{bmatrix} U_{11} & U_{12} \\ \mathbf{0} & \mathbf{0} \end{bmatrix},$$

where $L_{11} \in \mathbb{R}^{r \times r}$ and $U_{11} \in \mathbb{R}^{r \times r}$ are nonsingular, $L_{21}, U_{21} \in \mathbb{R}^{r \times (n-r)}$, and P and Q are permutation matrices. Gaussian elimination with rook pivoting or complete pivoting can generate such factorizations (Hwang et al., 1992; Higham, 2002).

⌘ Chapter 1 Problems ⌘

1. Solve the following system of equations using row reduction:

$$2x_1 + 3x_2 + 4x_3 = 9,$$

$$x_1 + 2x_2 + 3x_3 = 5,$$

$$3x_1 + 4x_2 + 5x_3 = 7.$$

2. Two matrices \mathbf{A} and \mathbf{B} are said to be *row equivalent* (denoted by $\mathbf{A} \sim \mathbf{B}$) if \mathbf{A} can be transformed into \mathbf{B} using a sequence of elementary row operations.
 - Show that $\mathbf{A} \sim \mathbf{B}$ if and only if $\mathbf{A} = \mathbf{P}\mathbf{B}$ for some nonsingular matrix \mathbf{P} .
 - Show that if $\mathbf{A} \sim \mathbf{C}$ and $\mathbf{B} \sim \mathbf{C}$, then $\mathbf{A} \sim \mathbf{B}$.
 - Show that if $\mathbf{A} \sim \mathbf{B}$ and $\mathbf{B} \sim \mathbf{C}$, then $\mathbf{A} \sim \mathbf{C}$.
 - Show that if $\mathbf{A} \sim \mathbf{B}$, then $\mathbf{B} \sim \mathbf{A}$.
 - Show that $\mathbf{A} \sim \mathbf{B}$ if both \mathbf{A} and \mathbf{B} are nonsingular.
3. Given two matrices \mathbf{E} and \mathbf{F} obtained from the identity matrix by adding multiples of row i to rows j and k with $i \neq j$ and $i \neq k$ respectively, show that $\mathbf{E}\mathbf{F} = \mathbf{F}\mathbf{E}$.
4. Show that the LU decomposition of the matrix $\begin{bmatrix} 0 & 1 \\ 1 & 0 \end{bmatrix}$ does not exist.
5. Suppose L_1 and L_2 are nonsingular lower triangular, and U_1 and U_2 are nonsingular upper triangular. Prove that $L_1U_1 = L_2U_2$ if and only if there exists a nonsingular diagonal matrix D such that $L_1 = L_2D$ and $U_1 = D^{-1}U_2$.

6. We know that elementary row operations on a matrix can be represented by left-multiplying the matrix by a corresponding transformation matrix (Definition 1.6). Describe the transformation matrices for:
- Interchanging two rows,
 - Multiplying all elements of a row by a scalar,
 - Adding a scalar multiple of one row to another row.
- Extend this discussion to the three elementary column transformations.
7. Consider the three types of elementary row transformation defined in Definition 1.6. Show the following effects on the determinant:
- Type-1 (row interchange): Multiplies the determinant by -1 .
 - Type-2 (row scaling): Multiplies the determinant by the scaling factor.
 - Type-3 (row replacement): Leaves the determinant unchanged.
8. **Complexity of vector inner product.** Given two vectors $\mathbf{v}, \mathbf{w} \in \mathbb{R}^n$, the inner product of the two vectors $\mathbf{v}^\top \mathbf{w}$ is calculated as $\mathbf{v}^\top \mathbf{w} = v_1 w_1 + v_2 w_2 + \dots + v_n w_n$. Show that the computational complexity of evaluating the inner product is $2n - 1$ floating-point operations (flops).
9. **Complexity of matrix multiplication.** Given two matrices $\mathbf{A} \in \mathbb{R}^{m \times n}$ and $\mathbf{B} \in \mathbb{R}^{n \times k}$, show that the computational complexity of their product, \mathbf{AB} , is $mk(2n - 1)$ flops.
10. Discuss the algorithms used to compute the LU decomposition of a matrix. Use the results from Problems 1.8 and 1.9 to determine the computational complexity of the decomposition.

Cholesky Decomposition

2.1. Cholesky Decomposition

The property of positive definiteness or positive semidefiniteness is a significant characteristic of matrices. It not only provides insights into a matrix's fundamental nature but also underpins various mathematical and computational applications. In this section, we introduce decomposition methods for two special types of matrices, examining their unique properties and applications. We begin with the widely recognized Cholesky decomposition, a powerful technique for revealing the positive definiteness of a matrix by factoring it into the product of a lower triangular matrix and its transpose. This decomposition facilitates numerical computations and is indispensable in optimization, statistical modeling, and other fields where ensuring positive definiteness is essential.

Theorem 2.1: (Cholesky Decomposition) Every *positive definite* (PD) matrix $\mathbf{A} \in \mathbb{R}^{n \times n}$ can be decomposed as

$$\mathbf{A} = \mathbf{R}^\top \mathbf{R},$$

where $\mathbf{R} \in \mathbb{R}^{n \times n}$ is an upper triangular matrix **with positive diagonal elements**. This factorization is known as the *Cholesky decomposition* of \mathbf{A} , and \mathbf{R} is referred to as the *Cholesky factor* or *Cholesky triangle* of \mathbf{A} .

Alternatively, \mathbf{A} can be expressed as $\mathbf{A} = \mathbf{L}\mathbf{L}^\top$, where $\mathbf{L} = \mathbf{R}^\top$ is a lower triangular matrix *with positive diagonals*.

Specifically, the Cholesky decomposition is unique (Corollary 2.8).

The Cholesky decomposition derives its name from the French military officer and mathematician, *André-Louis Cholesky* (1875-1918), credited with its development during his surveying work. Similar to the LU decomposition, the Cholesky decomposition is primarily used to solve linear systems involving positive definite matrices. The approach for solving such systems parallels that of the LU decomposition, as discussed in Section 1.7, and will not be repeated here.

2.2. Existence of Cholesky Decomposition via Recursive Calculation

In this section, we demonstrate the existence of the Cholesky decomposition using recursive calculations. In Section 12.6.4, we will present an alternative proof of its existence via QR decomposition and spectral decomposition. Before establishing the ex-

istence of the Cholesky decomposition, we introduce the following definitions and lemmas.

Definition 2.2 (Positive Definite and Positive Semidefinite). A matrix $\mathbf{A} \in \mathbb{R}^{n \times n}$ is *positive definite (PD)* if $\mathbf{x}^\top \mathbf{A} \mathbf{x} > 0$ for all nonzero $\mathbf{x} \in \mathbb{R}^n$, denoted as $\mathbf{A} \succ \mathbf{0}$. And a matrix $\mathbf{A} \in \mathbb{R}^{n \times n}$ is *positive semidefinite (PSD)* if $\mathbf{x}^\top \mathbf{A} \mathbf{x} \geq 0$ for all $\mathbf{x} \in \mathbb{R}^n$, denoted as $\mathbf{A} \succeq \mathbf{0}$.^a

- a. In discussions regarding positive definite or positive semidefinite matrices, it is essential to note that these matrices are symmetric. Therefore, the concept of a positive definite matrix holds significance only in the context of symmetric matrices.

One prerequisite for the Cholesky decomposition is the concept of positive definiteness. Several properties of positive definite matrices are outlined below:

Positive Definite Matrix Property 1 of 5

A matrix \mathbf{A} is positive definite if and only if all its eigenvalues are positive. Similarly, \mathbf{A} is positive semidefinite if and only if all its eigenvalues are nonnegative. A detailed proof of this equivalence is presented in Section 12.6.2 using the spectral theorem.

While not all components of a positive definite matrix need to be positive, it is assured that the diagonal components of such a matrix are positive, as asserted by the following result.

Positive Definite Matrix Property 2 of 5

Lemma 2.3: (Positive Diagonals of Positive Definite Matrices) The diagonal elements of a positive definite matrix \mathbf{A} are all *positive*. Likewise, the diagonal elements of a positive semidefinite matrix \mathbf{B} are all *nonnegative*.

Proof [of Lemma 2.3] From the definition of positive definite matrices, $\mathbf{x}^\top \mathbf{A} \mathbf{x} > 0$ for all nonzero \mathbf{x} . In particular, let $\mathbf{x} = \mathbf{e}_i$, where \mathbf{e}_i is the i -th unit basis vector with 1 at the i -th position and 0 elsewhere. Then:

$$\mathbf{e}_i^\top \mathbf{A} \mathbf{e}_i = a_{ii} > 0, \quad \forall i \in \{1, 2, \dots, n\},$$

where a_{ii} represents the i -th diagonal component. A similar argument applies to PSD matrices, where $a_{ii} \geq 0$. Thus, the proof is complete. ■

Like the LU decomposition, the existence of the Cholesky decomposition also depends on the Schur complement.

Positive Definite Matrix Property 3 of 5

Lemma 2.4: (Schur Complement of Positive Definite Matrices) For a positive definite matrix $\mathbf{A} \in \mathbb{R}^{n \times n}$, the Schur complement of a_{11} is given by $\mathbf{S}_{n-1} = \mathbf{A}_{2:n,2:n} - \frac{1}{a_{11}} \mathbf{A}_{2:n,1} \mathbf{A}_{2:n,1}^\top$. The Schur complement \mathbf{S}_{n-1} is also positive definite.

A word on the notation. Note that the subscript $n-1$ indicates that \mathbf{S}_{n-1} is of size $(n-1) \times (n-1)$, derived from an $n \times n$ positive definite matrix. This notation will be used throughout subsequent sections.

Proof [of Lemma 2.4] Let $\mathbf{v} \in \mathbb{R}^{n-1}$ be any nonzero vector. Construct $\mathbf{x} \in \mathbb{R}^n$ as follows: $\mathbf{x} = \begin{bmatrix} -\frac{1}{a_{11}}\mathbf{A}_{2:n,1}^\top \mathbf{v} \\ \mathbf{v} \end{bmatrix}$, which is nonzero. Now compute:

$$\begin{aligned} \mathbf{x}^\top \mathbf{A} \mathbf{x} &= \begin{bmatrix} -\frac{1}{a_{11}}\mathbf{v}^\top \mathbf{A}_{2:n,1} & \mathbf{v}^\top \end{bmatrix} \begin{bmatrix} a_{11} & \mathbf{A}_{2:n,1}^\top \\ \mathbf{A}_{2:n,1} & \mathbf{A}_{2:n,2:n} \end{bmatrix} \begin{bmatrix} -\frac{1}{a_{11}}\mathbf{A}_{2:n,1}^\top \mathbf{v} \\ \mathbf{v} \end{bmatrix} \\ &= \begin{bmatrix} -\frac{1}{a_{11}}\mathbf{v}^\top \mathbf{A}_{2:n,1} & \mathbf{v}^\top \end{bmatrix} \begin{bmatrix} 0 \\ \mathbf{S}_{n-1} \mathbf{v} \end{bmatrix} = \mathbf{v}^\top \mathbf{S}_{n-1} \mathbf{v}. \end{aligned}$$

Since \mathbf{A} is positive definite, $\mathbf{x}^\top \mathbf{A} \mathbf{x} = \mathbf{v}^\top \mathbf{S}_{n-1} \mathbf{v} > 0$ for all nonzero \mathbf{v} . Thus, \mathbf{S}_{n-1} is positive definite as well. \blacksquare

This argument extends to PSD matrices as well: if \mathbf{A} is PSD, then the Schur complement \mathbf{S}_{n-1} is also PSD.

A word on the Schur complement. In the proof of Theorem 1.1, we showed that the Schur complement $\mathbf{S}_{n-1} = \mathbf{A}_{2:n,2:n} - \frac{1}{a_{11}}\mathbf{A}_{2:n,1}\mathbf{A}_{2:n,1}^\top$ is nonsingular if \mathbf{A} is nonsingular and $a_{11} \neq 0$. Similarly, the Schur complement of a_{nn} in \mathbf{A} is $\hat{\mathbf{S}}_{n-1} = \mathbf{A}_{1:n-1,1:n-1} - \frac{1}{a_{nn}}\mathbf{A}_{1:n-1,n}\mathbf{A}_{1:n-1,n}^\top$, which is also positive definite if \mathbf{A} is positive definite. This property is critical in proving that the leading principal minors of a PD matrix are all positive; further details are available in Section 2.3.

We now illustrate the existence of Cholesky decomposition using these lemmas.

Proof [of Theorem 2.1: Existence of Cholesky Decomposition Recursively] For any positive definite matrix \mathbf{A} , note that $a_{11} > 0$ by Lemma 2.3. We can express \mathbf{A} as:

$$\begin{aligned} \mathbf{A} &= \begin{bmatrix} a_{11} & \mathbf{A}_{2:n,1}^\top \\ \mathbf{A}_{2:n,1} & \mathbf{A}_{2:n,2:n} \end{bmatrix} = \begin{bmatrix} \sqrt{a_{11}} & \mathbf{0} \\ \frac{1}{\sqrt{a_{11}}}\mathbf{A}_{2:n,1} & \mathbf{I} \end{bmatrix} \begin{bmatrix} \sqrt{a_{11}} & \frac{1}{\sqrt{a_{11}}}\mathbf{A}_{2:n,1}^\top \\ \mathbf{0} & \mathbf{A}_{2:n,2:n} - \frac{1}{a_{11}}\mathbf{A}_{2:n,1}\mathbf{A}_{2:n,1}^\top \end{bmatrix} \\ &= \begin{bmatrix} \sqrt{a_{11}} & \mathbf{0} \\ \frac{1}{\sqrt{a_{11}}}\mathbf{A}_{2:n,1} & \mathbf{I} \end{bmatrix} \begin{bmatrix} 1 & \mathbf{0} \\ \mathbf{0} & \mathbf{A}_{2:n,2:n} - \frac{1}{a_{11}}\mathbf{A}_{2:n,1}\mathbf{A}_{2:n,1}^\top \end{bmatrix} \begin{bmatrix} \sqrt{a_{11}} & \frac{1}{\sqrt{a_{11}}}\mathbf{A}_{2:n,1}^\top \\ \mathbf{0} & \mathbf{I} \end{bmatrix} = \mathbf{R}_1^\top \begin{bmatrix} 1 & \mathbf{0} \\ \mathbf{0} & \mathbf{S}_{n-1} \end{bmatrix} \mathbf{R}_1, \end{aligned}$$

where $\mathbf{R}_1 = \begin{bmatrix} \sqrt{a_{11}} & \frac{1}{\sqrt{a_{11}}}\mathbf{A}_{2:n,1}^\top \\ \mathbf{0} & \mathbf{I} \end{bmatrix}$. By Lemma 2.4, \mathbf{S}_{n-1} is positive definite. Thus, we can factor it similarly: $\mathbf{S}_{n-1} = \hat{\mathbf{R}}_2^\top \begin{bmatrix} 1 & \mathbf{0} \\ \mathbf{0} & \mathbf{S}_{n-2} \end{bmatrix} \hat{\mathbf{R}}_2$, where \mathbf{S}_{n-2} is also positive definite. Therefore, we have

$$\mathbf{A} = \mathbf{R}_1^\top \begin{bmatrix} 1 & \mathbf{0} \\ \mathbf{0} & \hat{\mathbf{R}}_2^\top \begin{bmatrix} 1 & \mathbf{0} \\ \mathbf{0} & \mathbf{S}_{n-2} \end{bmatrix} \hat{\mathbf{R}}_2 \end{bmatrix} \mathbf{R}_1 = \mathbf{R}_1^\top \begin{bmatrix} 1 & \mathbf{0} \\ \mathbf{0} & \hat{\mathbf{R}}_2^\top \end{bmatrix} \begin{bmatrix} 1 & \mathbf{0} \\ \mathbf{0} & \mathbf{S}_{n-2} \end{bmatrix} \begin{bmatrix} 1 & \mathbf{0} \\ \mathbf{0} & \hat{\mathbf{R}}_2 \end{bmatrix} \mathbf{R}_1 = \mathbf{R}_1^\top \mathbf{R}_2^\top \begin{bmatrix} 1 & \mathbf{0} \\ \mathbf{0} & \mathbf{S}_{n-2} \end{bmatrix} \mathbf{R}_2 \mathbf{R}_1.$$

Repeating this process recursively, we express \mathbf{A} as:

$$\mathbf{A} = \mathbf{R}_1^\top \mathbf{R}_2^\top \dots \mathbf{R}_n^\top \mathbf{R}_n \dots \mathbf{R}_2 \mathbf{R}_1 = \mathbf{R}^\top \mathbf{R},$$

where $\mathbf{R}_1, \mathbf{R}_2, \dots, \mathbf{R}_n$ are upper triangular matrices with positive diagonal elements, and $\mathbf{R} = \mathbf{R}_1 \mathbf{R}_2 \dots \mathbf{R}_n$ is also an upper triangular matrix with positive diagonal elements, from which the result follows. \blacksquare

The above process can also be used to compute the Cholesky decomposition and analyze the algorithm's computational complexity.

Lemma 2.5: ($R^\top R$ is PD) Given any upper triangular matrix R with positive diagonal elements, the matrix $A = R^\top R$ is positive definite.

Proof [of Lemma 2.5] Since R has positive diagonals, it has full column rank, and its null space is of dimension 0 by the fundamental theorem of linear algebra (Theorem 0.15). Consequently, $Rx \neq \mathbf{0}$ for any nonzero vector x . Therefore, $x^\top Ax = \|Rx\|^2 > 0$ for any nonzero vector x . ■

This lemma extends to any R with linearly independent columns.

A word on the two claims. Combining Theorem 2.1 and Lemma 2.5, we conclude that a matrix A is positive definite if and only if A can be factored as $A = R^\top R$, where R is an upper triangular matrix with positive diagonals.

2.3. Sylvester's Criterion: Leading Principal Minors of PD Matrices

In Lemma 2.4, we proved that for any positive definite matrix $A \in \mathbb{R}^{n \times n}$, the Schur complement of a_{11} is given by $S_{n-1} = A_{2:n,2:n} - \frac{1}{a_{11}} A_{2:n,1} A_{2:n,1}^\top$, which is also positive definite. Similarly, the Schur complement of a_{nn} , $S'_{n-1} = A_{1:n-1,1:n-1} - \frac{1}{a_{nn}} A_{1:n-1,n} A_{1:n-1,n}^\top$, is also positive definite.

We now claim that all leading principal minors (Definition 1.3) of a positive definite matrix $A \in \mathbb{R}^{n \times n}$ are positive, a result known as *Sylvester's criterion* (Swamy, 1973; Gilbert, 1991). Recall that these positive leading principal minors imply the existence of the LU decomposition for any positive definite matrix, as established in Theorem 1.4.

To prove Sylvester's criterion, we first establish the following lemma:

Positive Definite Matrix Property 4 of 5

Lemma 2.6: (Quadratic PD) Let E be any invertible matrix. Then A is positive definite if and only if $E^\top A E$ is also positive definite.

Proof [of Lemma 2.6] If A is positive definite, then for any nonzero vector x , $x^\top E^\top A E x = y^\top A y > 0$, since E is invertible such that $E x$ is nonzero.¹ Thus, $E^\top A E$ is PD.

Conversely, if $E^\top A E$ is positive definite, for any nonzero x , $x^\top E^\top A E x > 0$. For any nonzero y , there exists a nonzero x such that $y = E x$, since E is invertible. Hence, A is also PD. ■

We then provide a rigorous proof for Sylvester's criterion.

Positive Definite Matrix Property 5 of 5

Theorem 2.7: (Sylvester's Criterion) A real symmetric matrix $A \in \mathbb{R}^{n \times n}$ is positive definite if and only if all of its leading principal minors are positive.

Proof [of Theorem 2.7] We prove the forward implication by induction. Base case ($n = 1$): Since all the components on the diagonal of positive definite matrices are positive (Lemma 2.3), for a scalar matrix A , $\det(A) > 0$ if A is positive definite.

1. Since the null space of E is of dimension 0 and the only solution for $E x = \mathbf{0}$ is the trivial solution $x = \mathbf{0}$.

Assume all leading principal minors of any $k \times k$ positive definite matrix are positive. For a $(k+1) \times (k+1)$ positive definite matrix \mathbf{M} , expressed in block form as $\mathbf{M} = \begin{bmatrix} \mathbf{A} & \mathbf{b} \\ \mathbf{b}^\top & d \end{bmatrix}$, where \mathbf{A} is a $k \times k$ positive definite submatrix. Its Schur complement of d , $\mathbf{S}_k = \mathbf{A} - \frac{1}{d}\mathbf{b}\mathbf{b}^\top$, is also positive definite, and its determinant is positive by the inductive hypothesis. Therefore, $\det(\mathbf{M}) = \det(d) \det(\mathbf{A} - \frac{1}{d}\mathbf{b}\mathbf{b}^\top) = d \cdot \det(\mathbf{A} - \frac{1}{d}\mathbf{b}\mathbf{b}^\top) > 0$, establishing the result for $(k+1) \times (k+1)$ matrices.

Conversely, if all the leading principal minors of $\mathbf{A} \in \mathbb{R}^{n \times n}$ are positive, then all leading principal submatrices are nonsingular. Denote the (i, j) -th entry of \mathbf{A} as a_{ij} . By assumption, $a_{11} > 0$. To simplify \mathbf{A} , subtract appropriate multiples of its first row from the rows below to zero out the entries in the first column beneath the diagonal element a_{11} . This operation can be expressed as:

$$\mathbf{A} = \begin{bmatrix} a_{11} & a_{12} & \cdots & a_{1n} \\ a_{21} & a_{22} & \cdots & a_{2n} \\ \vdots & \vdots & \ddots & \vdots \\ a_{n1} & a_{n2} & \cdots & a_{nn} \end{bmatrix} \xrightarrow{\mathbf{E}_1 \mathbf{A}} \begin{bmatrix} a_{11} & a_{12} & \cdots & a_{1n} \\ 0 & a_{22} & \cdots & a_{2n} \\ \vdots & \vdots & \ddots & \vdots \\ 0 & a_{n2} & \cdots & a_{nn} \end{bmatrix}.$$

Next, subtract appropriate multiples of the first column of $\mathbf{E}_1 \mathbf{A}$ from the other columns to zero out the entries in the first row to the right of the diagonal element a_{11} . Due to the symmetry of \mathbf{A} , this operation can also be performed by multiplying $\mathbf{E}_1 \mathbf{A}$ on the right by \mathbf{E}_1^\top . The result is:

$$\mathbf{A} = \begin{bmatrix} a_{11} & a_{12} & \cdots & a_{1n} \\ a_{21} & a_{22} & \cdots & a_{2n} \\ \vdots & \vdots & \ddots & \vdots \\ a_{n1} & a_{n2} & \cdots & a_{nn} \end{bmatrix} \xrightarrow{\mathbf{E}_1 \mathbf{A}} \begin{bmatrix} a_{11} & a_{12} & \cdots & a_{1n} \\ 0 & a_{22} & \cdots & a_{2n} \\ \vdots & \vdots & \ddots & \vdots \\ 0 & a_{n2} & \cdots & a_{nn} \end{bmatrix} \xrightarrow{\mathbf{E}_1 \mathbf{A} \mathbf{E}_1^\top} \begin{bmatrix} a_{11} & 0 & \cdots & 0 \\ 0 & a_{22} & \cdots & a_{2n} \\ \vdots & \vdots & \ddots & \vdots \\ 0 & a_{n2} & \cdots & a_{nn} \end{bmatrix}.$$

This operation preserves the principal minors of \mathbf{A} . Consequently, the leading principal minors of $\mathbf{E}_1 \mathbf{A} \mathbf{E}_1^\top$ are identical to those of \mathbf{A} .

By repeating this process iteratively, we transform \mathbf{A} into a diagonal matrix of the form $\mathbf{E}_n \dots \mathbf{E}_1 \mathbf{A} \mathbf{E}_1^\top \dots \mathbf{E}_n^\top$, where the diagonal entries match the diagonal entries of \mathbf{A} and are positive. Let $\mathbf{E} = \mathbf{E}_n \dots \mathbf{E}_2 \mathbf{E}_1$, which is an invertible matrix. Clearly, $\mathbf{E} \mathbf{A} \mathbf{E}^\top$ is PD, which implies that \mathbf{A} is also PD, as per Lemma 2.6. \blacksquare

2.4. Existence of Cholesky Decomposition via LU without Permutation

By Theorem 2.7 on Sylvester's criterion and Theorem 1.4 regarding the existence of LU decomposition without permutation, a unique LU decomposition exists for a positive definite matrix \mathbf{A} of the form $\mathbf{A} = \mathbf{L} \mathbf{U}_0$, where \mathbf{L} is a unit lower triangular matrix and \mathbf{U}_0 is an upper triangular matrix. It is also established that *the signs of the pivots of a symmetric matrix are the same as the signs of the eigenvalues* (Strang, 2009):

$$\text{number of positive pivots} = \text{number of positive eigenvalues.}$$

2. By the fact that if matrix \mathbf{M} has a block formulation: $\mathbf{M} = \begin{bmatrix} \mathbf{A} & \mathbf{B} \\ \mathbf{C} & \mathbf{D} \end{bmatrix}$, then $\det(\mathbf{M}) = \det(\mathbf{D}) \det(\mathbf{A} - \mathbf{B} \mathbf{D}^{-1} \mathbf{C})$.

The decomposition $\mathbf{A} = \mathbf{L}\mathbf{U}_0$ can be expressed as follows:

$$\mathbf{A} = \mathbf{L}\mathbf{U}_0 = \begin{bmatrix} 1 & 0 & \dots & 0 \\ l_{21} & 1 & \dots & 0 \\ \vdots & \vdots & \ddots & \vdots \\ l_{n1} & l_{n2} & \dots & 1 \end{bmatrix} \begin{bmatrix} u_{11} & u_{12} & \dots & u_{1n} \\ 0 & u_{22} & \dots & u_{2n} \\ \vdots & \vdots & \ddots & \vdots \\ 0 & 0 & \dots & u_{nn} \end{bmatrix}.$$

Here, the diagonal entries of \mathbf{U}_0 correspond to the pivots of \mathbf{A} . Moreover, as all eigenvalues of PD matrices are positive (by Lemma 12.32, a consequence of spectral decomposition), it follows that the diagonal entries of \mathbf{U}_0 are also positive.

Let us now arrange the diagonal entries of \mathbf{U}_0 into a diagonal matrix \mathbf{D} such that $\mathbf{U}_0 = \mathbf{D}\mathbf{U}$. Substituting this expression, we have:

$$\mathbf{A} = \mathbf{L}\mathbf{U}_0 = \begin{bmatrix} 1 & 0 & \dots & 0 \\ l_{21} & 1 & \dots & 0 \\ \vdots & \vdots & \ddots & \vdots \\ l_{n1} & l_{n2} & \dots & 1 \end{bmatrix} \begin{bmatrix} u_{11} & 0 & \dots & 0 \\ 0 & u_{22} & \dots & 0 \\ \vdots & \vdots & \ddots & \vdots \\ 0 & 0 & \dots & u_{nn} \end{bmatrix} \begin{bmatrix} 1 & u_{12}/u_{11} & \dots & u_{1n}/u_{11} \\ 0 & 1 & \dots & u_{2n}/u_{22} \\ \vdots & \vdots & \ddots & \vdots \\ 0 & 0 & \dots & 1 \end{bmatrix} = \mathbf{L}\mathbf{D}\mathbf{U}.$$

This simplifies to $\mathbf{A} = \mathbf{L}\mathbf{D}\mathbf{U}$, where \mathbf{U} is a *unit* upper triangular matrix. By the uniqueness of the LU decomposition without permutation in Corollary 1.9 and the symmetry of \mathbf{A} , we conclude that $\mathbf{U} = \mathbf{L}^\top$, and hence $\mathbf{A} = \mathbf{L}\mathbf{D}\mathbf{L}^\top$. Since the diagonal entries of \mathbf{D} are positive, we can define $\mathbf{R} = \mathbf{D}^{1/2}\mathbf{L}^\top$, where $\mathbf{D}^{1/2} = \text{diag}(\sqrt{u_{11}}, \sqrt{u_{22}}, \dots, \sqrt{u_{nn}})$. Thus, $\mathbf{A} = \mathbf{R}^\top\mathbf{R}$, which represents the Cholesky decomposition of \mathbf{A} . The matrix \mathbf{R} is upper triangular with positive diagonal entries.

2.4.1 Diagonal Values of the Upper Triangular Matrix

Assume that \mathbf{A} is a positive definite matrix. We represent \mathbf{A} as a block matrix $\mathbf{A} = \begin{bmatrix} \mathbf{A}_k & \mathbf{A}_{12} \\ \mathbf{A}_{21} & \mathbf{A}_{22} \end{bmatrix}$, where $\mathbf{A}_k \in \mathbb{R}^{k \times k}$. Its block LU decomposition is given by

$$\mathbf{A} = \begin{bmatrix} \mathbf{A}_k & \mathbf{A}_{12} \\ \mathbf{A}_{21} & \mathbf{A}_{22} \end{bmatrix} = \mathbf{L}\mathbf{U}_0 = \begin{bmatrix} \mathbf{L}_k & \mathbf{0} \\ \mathbf{L}_{21} & \mathbf{L}_{22} \end{bmatrix} \begin{bmatrix} \mathbf{U}_k & \mathbf{U}_{12} \\ \mathbf{0} & \mathbf{U}_{22} \end{bmatrix} = \begin{bmatrix} \mathbf{L}_k\mathbf{U}_k & \mathbf{L}_k\mathbf{U}_{12} \\ \mathbf{L}_{21}\mathbf{U}_{k11} & \mathbf{L}_{21}\mathbf{U}_{12} + \mathbf{L}_{22}\mathbf{U}_{22} \end{bmatrix}.$$

The k -th order leading principal minor of \mathbf{A} is defined as $\Delta_k = \det(\mathbf{A}_{1:k,1:k}) = \det(\mathbf{A}_k)$ (Definition 1.3). From the block LU decomposition, we have:

$$\Delta_k = \det(\mathbf{A}_k) = \det(\mathbf{L}_k\mathbf{U}_k) = \det(\mathbf{L}_k)\det(\mathbf{U}_k).$$

Since \mathbf{L}_k is a unit lower triangular matrix, its determinant is 1. By the fact that the determinant of a lower triangular matrix (or an upper triangular matrix) is equal to the product of the diagonal entries, we obtain:

$$\Delta_k = \det(\mathbf{U}_k) = u_{11}u_{22} \dots u_{kk},$$

i.e., the k -th order leading principal minor of \mathbf{A} is equal to the determinant of the $k \times k$ submatrix of \mathbf{U}_0 , which is also the product of the first k diagonal entries of \mathbf{D} (from the decomposition $\mathbf{A} = \mathbf{L}\mathbf{D}\mathbf{L}^\top$). Let $\mathbf{D} = \text{diag}(d_1, d_2, \dots, d_n)$; we then have:

$$\Delta_k = d_1d_2 \dots d_k = \Delta_{k-1}d_k.$$

The entries of \mathbf{D} can also be expressed in terms of the leading principal minors of \mathbf{A} as:

$$\mathbf{D} = \text{diag} \left(\Delta_1, \frac{\Delta_2}{\Delta_1}, \dots, \frac{\Delta_n}{\Delta_{n-1}} \right),$$

where Δ_k is the k -th order leading principal minor of \mathbf{A} , for all $k \in \{1, 2, \dots, n\}$. Consequently, the diagonal entries of \mathbf{R} (from the Cholesky decomposition $\mathbf{A} = \mathbf{R}^\top \mathbf{R}$) are:

$$\text{diag} \left(\sqrt{\Delta_1}, \sqrt{\frac{\Delta_2}{\Delta_1}}, \dots, \sqrt{\frac{\Delta_n}{\Delta_{n-1}}} \right).$$

2.4.2 Block Cholesky Decomposition

Building on the above, let $\mathbf{A} \in \mathbb{R}^{n \times n}$ be a PD matrix represented as: $\mathbf{A} = \begin{bmatrix} \mathbf{A}_k & \mathbf{A}_{12} \\ \mathbf{A}_{21} & \mathbf{A}_{22} \end{bmatrix}$, where $\mathbf{A}_k \in \mathbb{R}^{k \times k}$. Its block LU decomposition is given by:

$$\mathbf{A} = \begin{bmatrix} \mathbf{A}_k & \mathbf{A}_{12} \\ \mathbf{A}_{21} & \mathbf{A}_{22} \end{bmatrix} = \mathbf{L}\mathbf{U}_0 = \begin{bmatrix} \mathbf{L}_k & \mathbf{0} \\ \mathbf{L}_{21} & \mathbf{L}_{22} \end{bmatrix} \begin{bmatrix} \mathbf{U}_k & \mathbf{U}_{12} \\ \mathbf{0} & \mathbf{U}_{22} \end{bmatrix} = \begin{bmatrix} \mathbf{L}_k \mathbf{U}_k & \mathbf{L}_k \mathbf{U}_{12} \\ \mathbf{L}_{21} \mathbf{U}_k & \mathbf{L}_{21} \mathbf{U}_{12} + \mathbf{L}_{22} \mathbf{U}_{22} \end{bmatrix}.$$

The k -th order leading principal submatrix \mathbf{A}_k of \mathbf{A} also admits its own LU decomposition: $\mathbf{A}_k = \mathbf{L}_k \mathbf{U}_k$. This implies that the Cholesky decomposition of an $n \times n$ matrix \mathbf{A} contains $n - 1$ smaller Cholesky decompositions for its leading principal submatrices: $\mathbf{A}_k = \mathbf{R}_k^\top \mathbf{R}_k$, for all $k \in \{1, 2, \dots, n-1\}$. This is particularly true because any leading principal submatrix \mathbf{A}_k of a positive definite matrix \mathbf{A} is also positive definite. To see this, for a PD matrix $\mathbf{A}_{k+1} \in \mathbb{R}^{(k+1) \times (k+1)}$, consider a vector $\mathbf{x}_k \in \mathbb{R}^k$ extended by a zero element, $\mathbf{x}_{k+1} = \begin{bmatrix} \mathbf{x}_k \\ 0 \end{bmatrix}$. Then,

$$\mathbf{x}_k^\top \mathbf{A}_k \mathbf{x}_k = \mathbf{x}_{k+1}^\top \mathbf{A}_{k+1} \mathbf{x}_{k+1} > 0.$$

Thus, \mathbf{A}_k is positive definite. By recursively applying this argument starting from $\mathbf{A} \in \mathbb{R}^{n \times n}$, we demonstrate that $\mathbf{A}_{n-1}, \mathbf{A}_{n-2}, \dots, \mathbf{A}_1$ are all positive definite. Consequently, each of these matrices admits a Cholesky decomposition.

2.5. Existence of Cholesky Decomposition via Induction

In the previous section, we demonstrated the existence of the Cholesky decomposition through the LU decomposition without permutation. Building on the proof of the LU decomposition in Section 1.3, we observe that the existence of the Cholesky decomposition can also be established directly using induction.

Proof [of Theorem 2.1: Existence of Cholesky Decomposition by Induction] We will use induction to demonstrate that every $n \times n$ positive definite matrix \mathbf{A} can be decomposed as $\mathbf{A} = \mathbf{R}^\top \mathbf{R}$. The based case for 1×1 matrices is straightforward; setting $R = \sqrt{A}$ renders $A = R^2$.

Assume that for any $k \times k$ positive definite matrix \mathbf{A}_k , a Cholesky decomposition exists. We need to show that any $(k + 1) \times (k + 1)$ PD matrix \mathbf{A}_{k+1} can also be factored as this Cholesky decomposition. Write \mathbf{A}_{k+1} as a block matrix $\mathbf{A}_{k+1} = \begin{bmatrix} \mathbf{A}_k & \mathbf{b} \\ \mathbf{b}^\top & d \end{bmatrix}$, where \mathbf{A}_k is a $k \times k$ PD matrix. By the inductive hypothesis, \mathbf{A}_k admits a Cholesky decomposition: $\mathbf{A}_k = \mathbf{R}_k^\top \mathbf{R}_k$. Construct the upper triangular matrix $\mathbf{R}_{k+1} = \begin{bmatrix} \mathbf{R}_k & \mathbf{r} \\ \mathbf{0} & s \end{bmatrix}$. Then,

$$\mathbf{R}_{k+1}^\top \mathbf{R}_{k+1} = \begin{bmatrix} \mathbf{R}_k^\top \mathbf{R}_k & \mathbf{R}_k^\top \mathbf{r} \\ \mathbf{r}^\top \mathbf{R}_k & \mathbf{r}^\top \mathbf{r} + s^2 \end{bmatrix}.$$

Therefore, if we can prove $\mathbf{R}_{k+1}^\top \mathbf{R}_{k+1} = \mathbf{A}_{k+1}$ is the Cholesky decomposition of \mathbf{A}_{k+1} (which requires the value s to be positive), then we complete the proof. That is, we need to prove

$$\mathbf{b} = \mathbf{R}_k^\top \mathbf{r} \quad \text{and} \quad d = \mathbf{r}^\top \mathbf{r} + s^2.$$

Since \mathbf{R}_k is nonsingular, we have a unique solution for \mathbf{r} and s that

$$\mathbf{r} = \mathbf{R}_k^{-\top} \mathbf{b} \quad \text{and} \quad s = \sqrt{d - \mathbf{r}^\top \mathbf{r}} = \sqrt{d - \mathbf{b}^\top \mathbf{A}_k^{-1} \mathbf{b}},$$

where we assume s is nonnegative. To ensure $s > 0$, note that since \mathbf{A}_k is PD, from Sylvester's criterion and the fact that if matrix \mathbf{M} has a block formulation: $\mathbf{M} = \begin{bmatrix} \mathbf{A} & \mathbf{B} \\ \mathbf{C} & \mathbf{D} \end{bmatrix}$, then $\det(\mathbf{M}) = \det(\mathbf{A}) \det(\mathbf{D} - \mathbf{C}\mathbf{A}^{-1}\mathbf{B})$, we have

$$\det(\mathbf{A}_{k+1}) = \det(\mathbf{A}_k) \det(d - \mathbf{b}^\top \mathbf{A}_k^{-1} \mathbf{b}) = \det(\mathbf{A}_k)(d - \mathbf{b}^\top \mathbf{A}_k^{-1} \mathbf{b}) > 0.$$

Since $\det(\mathbf{A}_k) > 0$, it follows that $(d - \mathbf{b}^\top \mathbf{A}_k^{-1} \mathbf{b}) > 0$. Thus, $s > 0$, and this completes the proof. \blacksquare

2.6. Uniqueness of the Cholesky Decomposition

This uniqueness of the Cholesky decomposition follows directly from the uniqueness of the LU decomposition without permutation. Alternatively, a detailed proof of this uniqueness is presented below.

Corollary 2.8: (Uniqueness of Cholesky Decomposition) The Cholesky decomposition $\mathbf{A} = \mathbf{R}^\top \mathbf{R}$ for any positive definite matrix $\mathbf{A} \in \mathbb{R}^{n \times n}$ is unique.

Proof [of Corollary 2.8] Suppose the Cholesky decomposition is not unique. Then, there exist two distinct decompositions such that $\mathbf{A} = \mathbf{R}_1^\top \mathbf{R}_1 = \mathbf{R}_2^\top \mathbf{R}_2$. This implies

$$\mathbf{R}_1 \mathbf{R}_2^{-1} = \mathbf{R}_1^{-\top} \mathbf{R}_2^\top.$$

From the fact that the inverse of an upper triangular matrix is also an upper triangular matrix, and the product of two upper triangular matrices is also an upper triangular matrix,³ we realize that the left-hand side of the above equation is an upper triangular matrix, while the right-hand side is a lower triangular matrix. The only way both sides can be equal is if $\mathbf{R}_1 \mathbf{R}_2^{-1} = \mathbf{R}_1^{-\top} \mathbf{R}_2^\top$ is a diagonal matrix, and $\mathbf{R}_1^{-\top} \mathbf{R}_2^\top = (\mathbf{R}_1^{-\top} \mathbf{R}_2^\top)^\top = \mathbf{R}_2 \mathbf{R}_1^{-1}$. Let $\mathbf{\Lambda} = \mathbf{R}_1 \mathbf{R}_2^{-1} = \mathbf{R}_2 \mathbf{R}_1^{-1}$ be the diagonal matrix. We notice that each diagonal value of $\mathbf{\Lambda}$ is the product of the corresponding diagonal values of \mathbf{R}_1 and \mathbf{R}_2^{-1} (or \mathbf{R}_2 and \mathbf{R}_1^{-1}). Suppose

$$\mathbf{R}_1 = \begin{bmatrix} r_{11} & r_{12} & \cdots & r_{1n} \\ 0 & r_{22} & \cdots & r_{2n} \\ \vdots & \vdots & \ddots & \vdots \\ 0 & 0 & \cdots & r_{nn} \end{bmatrix} \quad \text{and} \quad \mathbf{R}_2 = \begin{bmatrix} s_{11} & s_{12} & \cdots & s_{1n} \\ 0 & s_{22} & \cdots & s_{2n} \\ \vdots & \vdots & \ddots & \vdots \\ 0 & 0 & \cdots & s_{nn} \end{bmatrix}.$$

We have

$$\mathbf{R}_1 \mathbf{R}_2^{-1} = \begin{bmatrix} \frac{r_{11}}{s_{11}} & 0 & \cdots & 0 \\ 0 & \frac{r_{22}}{s_{22}} & \cdots & 0 \\ \vdots & \vdots & \ddots & \vdots \\ 0 & 0 & \cdots & \frac{r_{nn}}{s_{nn}} \end{bmatrix} = \begin{bmatrix} \frac{s_{11}}{r_{11}} & 0 & \cdots & 0 \\ 0 & \frac{s_{22}}{r_{22}} & \cdots & 0 \\ \vdots & \vdots & \ddots & \vdots \\ 0 & 0 & \cdots & \frac{s_{nn}}{r_{nn}} \end{bmatrix} = \mathbf{R}_2 \mathbf{R}_1^{-1}.$$

3. Similarly, the inverse of a lower triangular matrix is also a lower triangular matrix, and the product of two lower triangular matrices is also a lower triangular matrix.

Given that both \mathbf{R}_1 and \mathbf{R}_2 have positive diagonals, it follows that $r_{11} = s_{11}, r_{22} = s_{22}, \dots, r_{nn} = s_{nn}$. And $\mathbf{A} = \mathbf{R}_1 \mathbf{R}_2^{-1} = \mathbf{R}_2 \mathbf{R}_1^{-1} = \mathbf{I}$. In other words, $\mathbf{R}_1 = \mathbf{R}_2$, which contradicts the assumption that the decomposition is not unique. ■

Building upon the previous discussion, if the diagonal elements of \mathbf{R}_1 and \mathbf{R}_2 are not restricted to positive values, the diagonal elements satisfy $r_{ii} = \pm s_{ii}$ for $i \in \{1, 2, \dots, n\}$. In such cases, the factorization $\mathbf{A} = \mathbf{R}^\top \mathbf{R}$ is *not unique*.

2.7. Last Words on Positive Definite Matrices

In Section 12.6.2, we will prove that a matrix \mathbf{A} is PD if and only if \mathbf{A} can be factored as $\mathbf{A} = \mathbf{P}^\top \mathbf{P}$, where \mathbf{P} is nonsingular. Additionally, in Section 12.6.5, we will demonstrate that a PD matrix \mathbf{A} can be uniquely factored as $\mathbf{A} = \mathbf{B}^2$, where \mathbf{B} is also PD. Both results stem from the spectral decomposition of PD matrices. To summarize, for a PD matrix \mathbf{A} , we can factor it into

- $\mathbf{A} = \mathbf{R}^\top \mathbf{R}$, where \mathbf{R} is an upper triangular matrix with positive diagonals, as established in Theorem 2.1 by Cholesky decomposition;
- $\mathbf{A} = \mathbf{P}^\top \mathbf{P}$, where \mathbf{P} is nonsingular in Theorem 12.33;
- and $\mathbf{A} = \mathbf{B}^2$, where \mathbf{B} is PD in Theorem 12.34.

For a comprehensive overview, these factorizations of a positive definite matrix \mathbf{A} are summarized in Figure 2.1.

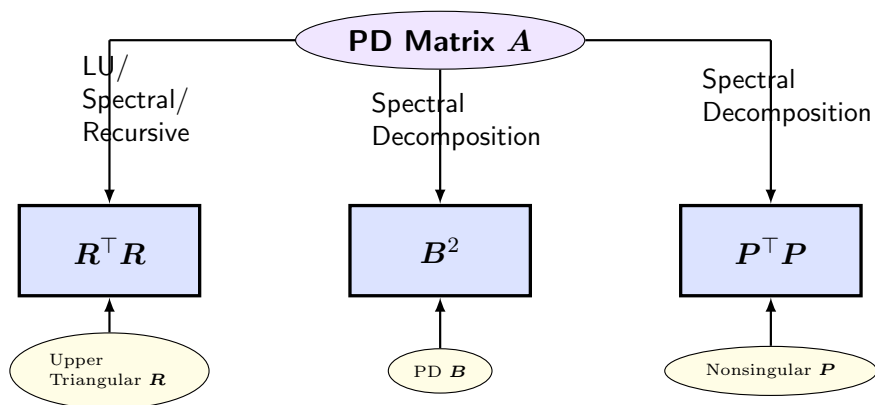


Figure 2.1: Demonstration of different factorizations for a positive definite matrix \mathbf{A} .

2.8. Decomposition for Semidefinite Matrices

For positive semidefinite matrices, the Cholesky decomposition also exists with slight modifications.

Theorem 2.9: (Semidefinite Decomposition) Every positive semidefinite matrix $\mathbf{A} \in \mathbb{R}^{n \times n}$ can be factored as

$$\mathbf{A} = \mathbf{R}^\top \mathbf{R},$$

where $\mathbf{R} \in \mathbb{R}^{n \times n}$ is an upper triangular matrix. The diagonal elements of \mathbf{R} may be zero, and it's important to note that the factorization is **not unique** in general.

In such a decomposition, the diagonal elements of \mathbf{R} may not accurately indicate the rank of \mathbf{A} . (Higham, 2009).

Example 2.10 ((Higham, 2009)). Consider the matrix

$$\mathbf{A} = \begin{bmatrix} 1 & -1 & 1 \\ -1 & 1 & -1 \\ 1 & -1 & 2 \end{bmatrix}.$$

The semidefinite decomposition is given by

$$\mathbf{A} = \begin{bmatrix} 1 & 0 & 0 \\ -1 & 0 & 0 \\ 1 & 1 & 0 \end{bmatrix} \begin{bmatrix} 1 & -1 & 1 \\ 0 & 0 & 1 \\ 0 & 0 & 0 \end{bmatrix} = \mathbf{R}^\top \mathbf{R}.$$

The matrix \mathbf{A} has a rank of 2, while \mathbf{R} only has one nonzero diagonal element. \square

It is worth noting that all PD matrices inherently have full rank, a property that plays a crucial role in many of the proofs discussed earlier. Sylvester's criterion (Theorem 2.7) guarantees this by stating that all leading principal minors of PD matrices are positive. Alternatively, one can argue that if a PD matrix \mathbf{A} were rank-deficient, the null space of \mathbf{A} would have a positive dimension. This would imply the existence of a vector \mathbf{x} in the null space such that $\mathbf{A}\mathbf{x} = \mathbf{0}$, contradicting the definition of positive definiteness.

However, this property does not hold for PSD matrices, where the null space may have a dimension greater than zero. To address this, a more general rank-revealing decomposition for semidefinite matrices is introduced.

Theorem 2.11: (Semidefinite Rank-Revealing Decomposition) Let $\mathbf{A} \in \mathbb{R}^{n \times n}$ be a positive semidefinite matrix with rank r . Then, it can be decomposed as

$$\mathbf{P}^\top \mathbf{A} \mathbf{P} = \mathbf{R}^\top \mathbf{R}, \quad \text{with} \quad \mathbf{R} = \begin{bmatrix} \mathbf{R}_{11} & \mathbf{R}_{12} \\ \mathbf{0} & \mathbf{0} \end{bmatrix} \in \mathbb{R}^{n \times n},$$

where $\mathbf{R}_{11} \in \mathbb{R}^{r \times r}$ is an upper triangular matrix with positive diagonal elements, and $\mathbf{R}_{12} \in \mathbb{R}^{r \times (n-r)}$.

The proof of this rank-revealing decomposition for semidefinite matrices will be presented in Section 12.6.3, relying on the spectral decomposition (Theorem 12.1) and the column-pivoted QR decomposition (Theorem 3.2). Whereas, the proof for the trivial semidefinite decomposition Theorem 2.9 can be derived directly from the spectral decomposition and the standard QR decomposition (Theorem 3.1).

When the matrix \mathbf{A} is symmetric and indefinite, we can employ a *symmetric indefinite decomposition* or *Bunch Kaufman decomposition* (Bunch and Kaufman, 1977).

Theorem 2.12: (Bunch Kaufman Decomposition) Let $\mathbf{A} \in \mathbb{R}^{n \times n}$ be a symmetric (indefinite) matrix. Then, it can be factored as

$$\mathbf{P}^\top \mathbf{A} \mathbf{P} = \mathbf{L} \mathbf{B} \mathbf{L}^\top,$$

where \mathbf{P} is a permutation matrix, \mathbf{L} is an unit lower triangular matrix, and \mathbf{B} is a block-diagonal matrix with each diagonal block of \mathbf{B} being either a 1×1 or a 2×2 matrix.

This type of decomposition is sometimes referred to as an \mathbf{LBL}^\top decomposition. It is particularly useful in practical applications, such as solving linear systems and computing the eigenvalues of matrices, especially in cases where a direct Cholesky decomposition cannot be applied (e.g., when the matrix is not positive definite) (Dumas and Pernet, 2018).

2.9. Application: Rank-One Update/Downdate

Updating linear systems after low-rank modifications of the system matrix is a common procedure in fields such as machine learning, statistics, and more. However, it is well-known that these updates can become numerically unstable in the presence of round-off errors (Seeger, 2004). If the system matrix is positive definite, a more numerically stable approach involves using a representation based on the Cholesky decomposition. In this section, we will provide a proof of the rank-one update/downdate using Cholesky decomposition.

2.9.1 Rank-One Update

A rank-one update \mathbf{A}' of a matrix \mathbf{A} by a vector \mathbf{v} is defined as follows:

$$\begin{aligned}\mathbf{A}' &= \mathbf{A} + \mathbf{v}\mathbf{v}^\top; \\ \mathbf{R}'^\top \mathbf{R}' &= \mathbf{R}^\top \mathbf{R} + \mathbf{v}\mathbf{v}^\top.\end{aligned}$$

If we have already calculated the Cholesky factor \mathbf{R} of $\mathbf{A} \in \mathbb{R}^{n \times n}$, then the Cholesky factor \mathbf{R}' of \mathbf{A}' can be calculated efficiently. This avoids recalculating the decomposition from scratch, reducing the computational cost from $\mathcal{O}(n^3)$ to $\mathcal{O}(n^2)$. Specifically, \mathbf{R}' is obtained via a rank-one Cholesky update, leveraging the fact that \mathbf{A}' differs from \mathbf{A} only by a symmetric rank-one matrix. To derive \mathbf{R}' , consider a set of orthogonal matrices $\mathbf{Q}_n \mathbf{Q}_{n-1} \dots \mathbf{Q}_1$ such that:

$$\mathbf{Q}_n \mathbf{Q}_{n-1} \dots \mathbf{Q}_1 \begin{bmatrix} \mathbf{v}^\top \\ \mathbf{R} \end{bmatrix} = \begin{bmatrix} \mathbf{0} \\ \mathbf{R}' \end{bmatrix}.$$

The Cholesky factor \mathbf{R}' can be determined by analyzing the above transformation. Specifically, the left-hand side of the equation, when multiplied by its transpose, yields:

$$[\mathbf{v} \ \mathbf{R}^\top] \mathbf{Q}_1 \dots \mathbf{Q}_{n-1} \mathbf{Q}_n \mathbf{Q}_n \mathbf{Q}_{n-1} \dots \mathbf{Q}_1 \begin{bmatrix} \mathbf{v}^\top \\ \mathbf{R} \end{bmatrix} = \mathbf{R}^\top \mathbf{R} + \mathbf{v}\mathbf{v}^\top.$$

Similarly, the right-hand side, when multiplied by its transpose, results in:

$$[\mathbf{0} \ \mathbf{R}'^\top] \begin{bmatrix} \mathbf{0} \\ \mathbf{R}' \end{bmatrix} = \mathbf{R}'^\top \mathbf{R}',$$

which agrees with the left-hand side equation. *Givens rotations* are such orthogonal matrices that can transfer \mathbf{R} and \mathbf{v} into \mathbf{R}' . The fundamental significance of Givens rotations, crucial for proving the existence of the QR decomposition, will be discussed shortly in Section 3.13.

Definition 2.13 (n -th Order Givens Rotation). An n -th order Givens rotation is a matrix \mathbf{G}_{kl} of the following form:

$$\mathbf{G}_{kl} = \mathbf{I} + (c - 1)(\boldsymbol{\delta}_k \boldsymbol{\delta}_k^\top + \boldsymbol{\delta}_l \boldsymbol{\delta}_l^\top) + s(\boldsymbol{\delta}_k \boldsymbol{\delta}_l^\top - \boldsymbol{\delta}_l \boldsymbol{\delta}_k^\top),$$

where $\boldsymbol{\delta}_k \in \mathbb{R}^n$ is the k -th unit basis. The subscripts k and l indicate that the **rotation occurs in the plane defined by the k -th and l -th dimensions**. In other words, we

Each rotation requires $6n$ floating-point operations (flops), yielding a total computational cost of $6n^2$ flops for n rotations. This approach significantly reduces the complexity of calculating the Cholesky factor of \mathbf{A}' from $\frac{1}{3}n^3$ to $6n^2$ flops, assuming the Cholesky factor of \mathbf{A} is already known (Lu, 2021c). The algorithm is particularly useful in reducing the computational complexity of posterior calculations in Bayesian inference for Gaussian mixture models (Lu, 2021a). At each stage, k new samples are added or removed from an existing cluster, which corresponds to performing k rank-one updates.

2.9.2 Rank-One Downtdate

Now, suppose the Cholesky factor of \mathbf{A} has been computed, and \mathbf{A}' is a downtdate of \mathbf{A} , defined as:

$$\begin{aligned}\mathbf{A}' &= \mathbf{A} - \mathbf{v}\mathbf{v}^\top; \\ \mathbf{R}'^\top \mathbf{R}' &= \mathbf{R}^\top \mathbf{R} - \mathbf{v}\mathbf{v}^\top.\end{aligned}$$

The algorithm for downtdating follows a similar procedure:

$$\mathbf{G}_1 \mathbf{G}_2 \dots \mathbf{G}_n \begin{bmatrix} \mathbf{0} \\ \mathbf{R} \end{bmatrix} = \begin{bmatrix} \mathbf{v}^\top \\ \mathbf{R}' \end{bmatrix}. \quad (2.1)$$

Again, each transformation, $\mathbf{G}_k = \mathbf{I} + (c_k - 1)(\boldsymbol{\delta}_0 \boldsymbol{\delta}_0^\top + \boldsymbol{\delta}_k \boldsymbol{\delta}_k^\top) + s_k(\boldsymbol{\delta}_0 \boldsymbol{\delta}_k^\top - \boldsymbol{\delta}_k \boldsymbol{\delta}_0^\top)$, can be constructed as follows. Taking out the k -th column of the following equation

$$\begin{bmatrix} \mathbf{0} \\ \mathbf{R} \end{bmatrix} \rightarrow \begin{bmatrix} \mathbf{v}^\top \\ \mathbf{R}' \end{bmatrix}.$$

We realize that $r_{kk} \neq 0$, and let $c_k = \frac{\sqrt{r_{kk}^2 - v_k^2}}{r_{kk}}$, $s_k = \frac{v_k}{r_{kk}}$. Then,

$$\begin{cases} 0 \rightarrow s_k r_{kk} = v_k; \\ r_{kk} \rightarrow c_k r_{kk} = \sqrt{r_{kk}^2 - v_k^2} = r'_{kk}. \end{cases}$$

To ensure the positive definiteness of \mathbf{A}' , it is necessary that $r_{kk}^2 > v_k^2$. If this condition is not met, c_k as defined above will not exist. Again, one can check that by multiply the left-hand side of Equation (2.1) by its transpose, we obtain

$$\begin{bmatrix} \mathbf{0} & \mathbf{R}^\top \end{bmatrix} \mathbf{G}_n \dots \mathbf{G}_2 \mathbf{G}_1 \mathbf{G}_1 \mathbf{G}_2 \dots \mathbf{G}_n \begin{bmatrix} \mathbf{0} \\ \mathbf{R} \end{bmatrix} = \mathbf{R}^\top \mathbf{R}.$$

Similarly, multiplying the right-hand side by its transpose gives:

$$\begin{bmatrix} \mathbf{v} & \mathbf{R}'^\top \end{bmatrix} \begin{bmatrix} \mathbf{v}^\top \\ \mathbf{R}' \end{bmatrix} = \mathbf{v}\mathbf{v}^\top + \mathbf{R}'^\top \mathbf{R}'.$$

This confirms that $\mathbf{R}'^\top \mathbf{R}' = \mathbf{R}^\top \mathbf{R} - \mathbf{v}\mathbf{v}^\top$.

2.10. Application: Indefinite Rank-Two Update

Let $\mathbf{A} = \mathbf{R}^\top \mathbf{R}$ be the Cholesky decomposition of \mathbf{A} , Goldfarb (1976); Seeger (2004) introduced a stable method for performing an indefinite rank-two update in the form

$$\mathbf{A}' = (\mathbf{I} + \mathbf{v}\mathbf{u}^\top) \mathbf{A} (\mathbf{I} + \mathbf{u}\mathbf{v}^\top).$$

Let

$$\begin{cases} \mathbf{z} = \mathbf{R}^{-\top} \mathbf{v}, \\ \mathbf{w} = \mathbf{R} \mathbf{u}, \end{cases} \implies \begin{cases} \mathbf{v} = \mathbf{R}^{\top} \mathbf{z}, \\ \mathbf{u} = \mathbf{R}^{-1} \mathbf{w}. \end{cases}$$

Now suppose the LQ decomposition⁴ of $\mathbf{I} + \mathbf{z}\mathbf{w}^{\top}$ is given by $\mathbf{I} + \mathbf{z}\mathbf{w}^{\top} = \mathbf{L}\mathbf{Q}$, where \mathbf{L} is lower triangular and \mathbf{Q} is orthogonal. Then, we can express \mathbf{A}' as

$$\begin{aligned} \mathbf{A}' &= (\mathbf{I} + \mathbf{v}\mathbf{u}^{\top})\mathbf{A}(\mathbf{I} + \mathbf{u}\mathbf{v}^{\top}) = (\mathbf{I} + \mathbf{R}^{\top} \mathbf{z}\mathbf{w}^{\top} \mathbf{R}^{-\top})\mathbf{A}(\mathbf{I} + \mathbf{R}^{-1} \mathbf{w}\mathbf{z}^{\top} \mathbf{R}) \\ &= \mathbf{R}^{\top}(\mathbf{I} + \mathbf{z}\mathbf{w}^{\top})(\mathbf{I} + \mathbf{w}\mathbf{z}^{\top})\mathbf{R} = \mathbf{R}^{\top} \mathbf{L}\mathbf{Q}\mathbf{Q}^{\top} \mathbf{L}^{\top} \mathbf{R} = \mathbf{R}^{\top} \mathbf{L}\mathbf{L}^{\top} \mathbf{R}. \end{aligned}$$

Finally, let $\mathbf{R}' = \mathbf{R}^{\top} \mathbf{L}$, which is a lower triangular matrix. This establishes the Cholesky decomposition of \mathbf{A}' .

⌘ Chapter 2 Problems ⌘

1. **PD.** Let $\mathbf{A} \in \mathbb{R}^{n \times n}$. Show that the following two statements are equivalent:
 - $\mathbf{x}^* \mathbf{A} \mathbf{x} > 0$ for all nonzero $\mathbf{x} \in \mathbb{C}^n$.
 - $\mathbf{x}^{\top} \mathbf{A} \mathbf{x} > 0$ for all nonzero $\mathbf{x} \in \mathbb{R}^n$.
2. Show that the following matrix is positive definite and compute its Cholesky decomposition: $\mathbf{A} = \begin{bmatrix} 5 & -1 & 0 \\ -1 & 4 & 2 \\ 0 & 2 & 8 \end{bmatrix}$.
3. Given two positive semidefinite matrices $\mathbf{A}, \mathbf{B} \in \mathbb{R}^{n \times n}$, show that $\mathbf{A} + \mathbf{B}$ is also positive semidefinite.
4. Given two symmetric matrices $\mathbf{A} \in \mathbb{R}^{n \times n}$ and $\mathbf{B} \in \mathbb{R}^{m \times m}$. Prove that the following two claims are equivalent:
 - (a) \mathbf{A} and \mathbf{B} are positive semidefinite.
 - (b) $\begin{bmatrix} \mathbf{A} & \mathbf{0} \\ \mathbf{0} & \mathbf{B} \end{bmatrix}$ is positive semidefinite.
5. Let $\mathbf{B} \in \mathbb{R}^{n \times k}$ and $\mathbf{A} = \mathbf{B}\mathbf{B}^{\top}$. Show that
 - (a) \mathbf{A} is positive semidefinite.
 - (b) \mathbf{A} is positive definite if and only if \mathbf{B} has full row rank.
6. Show that if \mathbf{A} is positive semidefinite, then \mathbf{A}^{-1} is positive definite.
7. Prove that any positive definite matrix \mathbf{A} is nonsingular. *Hint: Consider $\mathbf{A}\mathbf{x} = \mathbf{0}$ and analyze $\mathbf{x}^{\top} \mathbf{A} \mathbf{x} = 0$.*
8. Let \mathbf{A} be positive semidefinite. Show that $\mathbf{x}^{\top} \mathbf{A} \mathbf{x} = 0$ if and only if $\mathbf{A}\mathbf{x} = \mathbf{0}$. Furthermore, prove that a positive semidefinite \mathbf{A} is positive definite if and only if it is nonsingular.
9. **Constructing symmetric form.** Define $P(\mathbf{A}) = \frac{1}{2}(\mathbf{A} + \mathbf{A}^{\top})$ for $\mathbf{A} \in \mathbb{R}^{n \times n}$. Show that
 - *Null space.* $\mathcal{N}(\mathbf{A}) \subset \mathcal{N}(P(\mathbf{A}))$ and $\mathcal{N}(\mathbf{A}^{\top}) \subset \mathcal{N}(P(\mathbf{A}))$ such that $\text{rank}(P(\mathbf{A})) \leq \text{rank}(\mathbf{A})$.
 - When $\text{rank}(P(\mathbf{A})) = \text{rank}(\mathbf{A})$, then \mathbf{A} , \mathbf{A}^{\top} , and $P(\mathbf{A})$ have the same null space.*Hint: Consider the quadratic form $\mathbf{x}^{\top} \mathbf{A} \mathbf{x}$ and $\mathbf{x}^{\top} \mathbf{A}^{\top} \mathbf{x}$, and use Problem 2.8.*
10. Discuss the algorithms used to compute the Cholesky decomposition of a PD matrix. Use the results from Problems 1.8 and 1.9 to determine the computational complexity of the decomposition.

⁴ This will be introduced in Theorem 3.11.

Part II

Triangularization, Orthogonalization, and Gram-Schmidt Process

QR Decomposition

3.1. QR Decomposition

In many applications, the column space of a matrix $\mathbf{A} = [\mathbf{a}_1, \mathbf{a}_2, \dots, \mathbf{a}_n] \in \mathbb{R}^{m \times n}$ is of interest. The sequence of subspaces spanned by the columns $\mathbf{a}_1, \mathbf{a}_2, \dots$ of \mathbf{A} is given by

$$\mathcal{C}([\mathbf{a}_1]) \subseteq \mathcal{C}([\mathbf{a}_1, \mathbf{a}_2]) \subseteq \mathcal{C}([\mathbf{a}_1, \mathbf{a}_2, \mathbf{a}_3]) \subseteq \dots,$$

where $\mathcal{C}([\dots])$ denotes the subspace spanned by the vectors enclosed in the brackets. The principle behind QR decomposition is to construct a sequence of orthonormal vectors $\mathbf{q}_1, \mathbf{q}_2, \dots$ that span the same successive subspaces:

$$\{\mathcal{C}([\mathbf{q}_1]) = \mathcal{C}([\mathbf{a}_1])\} \subseteq \{\mathcal{C}([\mathbf{q}_1, \mathbf{q}_2]) = \mathcal{C}([\mathbf{a}_1, \mathbf{a}_2])\} \subseteq \{\mathcal{C}([\mathbf{q}_1, \mathbf{q}_2, \mathbf{q}_3]) = \mathcal{C}([\mathbf{a}_1, \mathbf{a}_2, \mathbf{a}_3])\} \subseteq \dots$$

The QR decomposition theorem, stated below, summarizes the result. A detailed discussion of its existence follows in subsequent sections.

Theorem 3.1: (QR Decomposition) Any $m \times n$ matrix $\mathbf{A} = [\mathbf{a}_1, \mathbf{a}_2, \dots, \mathbf{a}_n]$ (whether it has linearly independent or dependent columns) with $m \geq n$ can be decomposed as

$$\mathbf{A} = \mathbf{Q}\mathbf{R},$$

where

1. **Reduced:** \mathbf{Q} is an $m \times n$ matrix with orthonormal columns, and \mathbf{R} is an $n \times n$ upper triangular matrix, known as the *reduced QR decomposition*;
2. **Full:** \mathbf{Q} is an $m \times m$ matrix with orthonormal columns, and \mathbf{R} is an $m \times n$ upper triangular matrix, known as the *full QR decomposition*. If the upper triangular matrix is further restricted to be square, the full QR decomposition can be expressed as:

$$\mathbf{A} = \mathbf{Q} \begin{bmatrix} \mathbf{R}_0 \\ \mathbf{0} \end{bmatrix},$$

where \mathbf{R}_0 is an $n \times n$ upper triangular matrix.

If \mathbf{A} has full rank, i.e., \mathbf{A} has linearly independent columns, \mathbf{R} also has linearly independent columns, and \mathbf{R} is nonsingular in the *reduced* case. This implies the diagonals of \mathbf{R} are nonzero. Under the additional condition that the diagonal entries of \mathbf{R} are positive, the reduced QR decomposition is **unique**. However, the full QR decomposition is typically not unique because the rightmost $(m - n)$ columns of \mathbf{Q} can be arranged in any order.

3.2. Project a Vector Onto Another Vector

Projecting a vector \mathbf{a} onto another vector \mathbf{b} involves finding the vector closest to \mathbf{a} on the line defined by \mathbf{b} . The projection vector, denoted $\hat{\mathbf{a}}$, is a scalar multiple of \mathbf{b} : $\hat{\mathbf{a}} = \hat{x}\mathbf{b}$. By construction, $\mathbf{a} - \hat{\mathbf{a}}$ is perpendicular to \mathbf{b} , as illustrated in Figure 3.1(a). This relationship yields the following result:

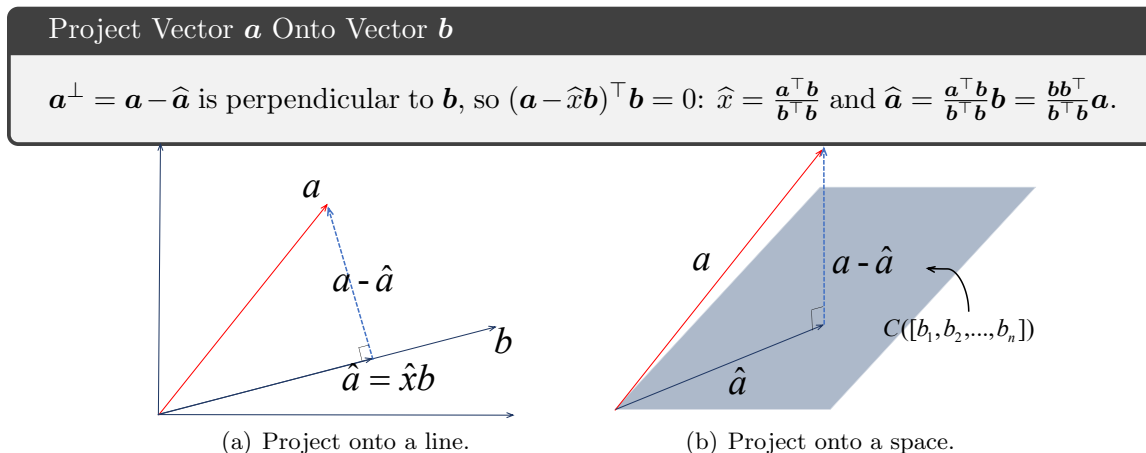


Figure 3.1: Project a vector onto a line and a space.

3.3. Project a Vector Onto a Plane

The projection of a vector \mathbf{a} onto a space spanned by $\mathbf{b}_1, \mathbf{b}_2, \dots, \mathbf{b}_n$ involves finding the vector closest to \mathbf{a} within the column space of $[\mathbf{b}_1, \mathbf{b}_2, \dots, \mathbf{b}_n]$. The projection vector, denoted $\hat{\mathbf{a}}$, is expressed as a linear combination of $\mathbf{b}_1, \mathbf{b}_2, \dots, \mathbf{b}_n$: $\hat{\mathbf{a}} = \hat{x}_1\mathbf{b}_1 + \hat{x}_2\mathbf{b}_2 + \dots + \hat{x}_n\mathbf{b}_n$. This is a least squares problem, solved by the normal equation: $\mathbf{B}^\top \mathbf{B}\hat{\mathbf{x}} = \mathbf{B}^\top \mathbf{a}$, where $\mathbf{B} = [\mathbf{b}_1, \mathbf{b}_2, \dots, \mathbf{b}_n]$ and $\hat{\mathbf{x}} = [\hat{x}_1, \hat{x}_2, \dots, \hat{x}_n]$. The projection onto each vector \mathbf{b}_i can be computed individually as: $\hat{\mathbf{a}}_i = \frac{\mathbf{b}_i\mathbf{b}_i^\top}{\mathbf{b}_i^\top \mathbf{b}_i} \mathbf{a}, \forall i \in \{1, 2, \dots, n\}$. The total projection is then the sum of these individual projections: $\hat{\mathbf{a}} = \sum_{i=1}^n \hat{\mathbf{a}}_i$. Consequently, the residual vector is orthogonal to the column space of \mathbf{B} : $\mathbf{a}^\perp = (\mathbf{a} - \hat{\mathbf{a}}) \perp \mathcal{C}(\mathbf{B})$, as shown in Figure 3.1(b).

3.4. Existence of the QR Decomposition via the Gram-Schmidt Process

Given three linearly independent vectors $\mathbf{a}_1, \mathbf{a}_2$, and \mathbf{a}_3 spanning the space denoted by $\mathcal{C}([\mathbf{a}_1, \mathbf{a}_2, \mathbf{a}_3])$, which corresponds to the column space of the matrix $[\mathbf{a}_1, \mathbf{a}_2, \mathbf{a}_3]$, we aim to construct three orthogonal vectors $\{\mathbf{b}_1, \mathbf{b}_2, \mathbf{b}_3\}$ such that $\mathcal{C}([\mathbf{b}_1, \mathbf{b}_2, \mathbf{b}_3]) = \mathcal{C}([\mathbf{a}_1, \mathbf{a}_2, \mathbf{a}_3])$. By normalizing these orthogonal vectors (dividing each by its norm), we obtain three mutually orthonormal vectors: $\mathbf{q}_1 = \frac{\mathbf{b}_1}{\|\mathbf{b}_1\|}$, $\mathbf{q}_2 = \frac{\mathbf{b}_2}{\|\mathbf{b}_2\|}$, and $\mathbf{q}_3 = \frac{\mathbf{b}_3}{\|\mathbf{b}_3\|}$.

The first orthogonal vector is directly chosen as $\mathbf{b}_1 = \mathbf{a}_1$. The second vector, \mathbf{b}_2 , must be perpendicular to the first one. It is obtained by subtracting the projection of \mathbf{a}_2 onto \mathbf{b}_1 :

$$\begin{aligned} \mathbf{b}_2 &= \mathbf{a}_2 - \frac{\mathbf{b}_1\mathbf{b}_1^\top}{\mathbf{b}_1^\top \mathbf{b}_1} \mathbf{a}_2 = \left(\mathbf{I} - \frac{\mathbf{b}_1\mathbf{b}_1^\top}{\mathbf{b}_1^\top \mathbf{b}_1} \right) \mathbf{a}_2 && \text{(Projection view)} \\ &= \mathbf{a}_2 - \underbrace{\frac{\mathbf{b}_1^\top \mathbf{a}_2}{\mathbf{b}_1^\top \mathbf{b}_1} \mathbf{b}_1}_{\hat{\mathbf{a}}_2} && \text{(Combination view)} \end{aligned}$$

The first equation shows \mathbf{b}_2 is computed by applying the matrix $\left(\mathbf{I} - \frac{\mathbf{b}_1\mathbf{b}_1^\top}{\mathbf{b}_1^\top\mathbf{b}_1}\right)$ to \mathbf{a}_2 , which projects \mathbf{a}_2 onto the orthogonal complement of $\mathcal{C}([\mathbf{b}_1])$. The second equality expresses \mathbf{a}_2 as a linear combination of its projection onto \mathbf{b}_1 and a component orthogonal to \mathbf{b}_1 : $\mathbf{b}_2 \perp \mathbf{b}_1$. This ensures that $\mathcal{C}([\mathbf{b}_1, \mathbf{b}_2]) = \mathcal{C}([\mathbf{a}_1, \mathbf{a}_2])$. Figure 3.2(a) illustrates the process, where **the direction of \mathbf{b}_1 is chosen as the x -axis in the Cartesian coordinate system**. $\hat{\mathbf{a}}_2$ is the projection of \mathbf{a}_2 onto line \mathbf{b}_1 . From the figure, it is clear that $\mathbf{b}_2 = \mathbf{a}_2 - \hat{\mathbf{a}}_2$ is the component of \mathbf{a}_2 orthogonal to \mathbf{b}_1 .

The third vector, \mathbf{b}_3 , must be orthogonal to both \mathbf{b}_1 and \mathbf{b}_2 . It is computed by subtracting the projections of \mathbf{a}_3 onto the planes spanned by \mathbf{b}_1 and \mathbf{b}_2 :

$$\begin{aligned} \mathbf{b}_3 &= \mathbf{a}_3 - \frac{\mathbf{b}_1\mathbf{b}_1^\top}{\mathbf{b}_1^\top\mathbf{b}_1}\mathbf{a}_3 - \frac{\mathbf{b}_2\mathbf{b}_2^\top}{\mathbf{b}_2^\top\mathbf{b}_2}\mathbf{a}_3 = \left(\mathbf{I} - \frac{\mathbf{b}_1\mathbf{b}_1^\top}{\mathbf{b}_1^\top\mathbf{b}_1} - \frac{\mathbf{b}_2\mathbf{b}_2^\top}{\mathbf{b}_2^\top\mathbf{b}_2}\right)\mathbf{a}_3 && \text{(Projection view)} \\ &= \mathbf{a}_3 - \underbrace{\frac{\mathbf{b}_1^\top\mathbf{a}_3}{\mathbf{b}_1^\top\mathbf{b}_1}\mathbf{b}_1}_{\hat{\mathbf{a}}_3} - \underbrace{\frac{\mathbf{b}_2^\top\mathbf{a}_3}{\mathbf{b}_2^\top\mathbf{b}_2}\mathbf{b}_2}_{\bar{\mathbf{a}}_3}. && \text{(Combination view)} \end{aligned} \quad (3.1)$$

The first equation shows that \mathbf{b}_3 is a multiplication of the matrix $\left(\mathbf{I} - \frac{\mathbf{b}_1\mathbf{b}_1^\top}{\mathbf{b}_1^\top\mathbf{b}_1} - \frac{\mathbf{b}_2\mathbf{b}_2^\top}{\mathbf{b}_2^\top\mathbf{b}_2}\right)$ and the vector \mathbf{a}_3 , i.e., projecting \mathbf{a}_3 onto the orthogonal complement space of $\mathcal{C}([\mathbf{b}_1, \mathbf{b}_2])$. The second equality expresses \mathbf{a}_3 as a linear combination of $\mathbf{b}_1, \mathbf{b}_2$, and \mathbf{b}_3 . We will see this property is essential in the idea of the QR decomposition. Again, it can be shown that the space spanned by $\mathbf{b}_1, \mathbf{b}_2, \mathbf{b}_3$ is the same space spanned by $\mathbf{a}_1, \mathbf{a}_2, \mathbf{a}_3$. Figure 3.2(b) illustrates this step, where **the direction of \mathbf{b}_2 is chosen as the y -axis in the Cartesian coordinate system**. Here, $\hat{\mathbf{a}}_3$ is the projection of \mathbf{a}_3 onto \mathbf{b}_1 , while $\bar{\mathbf{a}}_3$ is the projection of \mathbf{a}_3 onto \mathbf{b}_2 . The figure shows that the component of \mathbf{a}_3 orthogonal to both \mathbf{b}_1 and \mathbf{b}_2 is $\mathbf{b}_3 = \mathbf{a}_3 - \hat{\mathbf{a}}_3 - \bar{\mathbf{a}}_3$.

Finally, each vector is normalized to produce the orthonormal vectors: $\mathbf{q}_1 = \frac{\mathbf{b}_1}{\|\mathbf{b}_1\|}$, $\mathbf{q}_2 = \frac{\mathbf{b}_2}{\|\mathbf{b}_2\|}$, and $\mathbf{q}_3 = \frac{\mathbf{b}_3}{\|\mathbf{b}_3\|}$.

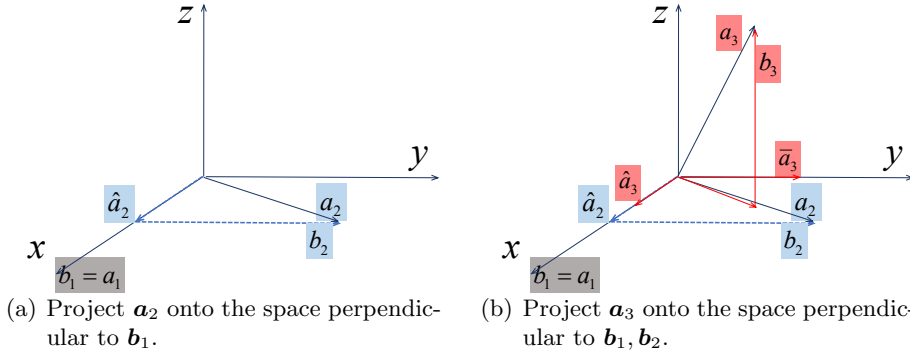


Figure 3.2: The Gram-Schmidt process.

This process, called the *Gram-Schmidt process*, generalizes to any set of linearly independent vectors. The method triangularizes the matrix \mathbf{A} , yielding its QR decomposition. Named after *Jørgen Pedersen Gram* and *Erhard Schmidt*, it has origins in the work of *Pierre-Simon Laplace* on Lie group decomposition.

As mentioned previously, the goal of the QR decomposition is to construct a sequence of orthonormal vectors $\mathbf{q}_1, \mathbf{q}_2, \dots$ that span the same successive subspaces.

$$\{\mathcal{C}([\mathbf{q}_1]) = \mathcal{C}([\mathbf{a}_1])\} \subseteq \{\mathcal{C}([\mathbf{q}_1, \mathbf{q}_2]) = \mathcal{C}([\mathbf{a}_1, \mathbf{a}_2])\} \subseteq \{\mathcal{C}([\mathbf{q}_1, \mathbf{q}_2, \mathbf{q}_3]) = \mathcal{C}([\mathbf{a}_1, \mathbf{a}_2, \mathbf{a}_3])\} \subseteq \dots$$

This implies that any vector \mathbf{a}_k lies in the space spanned by $\mathcal{C}([\mathbf{q}_1, \mathbf{q}_2, \dots, \mathbf{q}_k])$.¹ Once the orthonormal vectors are determined, \mathbf{A} can be reconstructed as $\mathbf{A} = \mathbf{Q}\mathbf{R}$, where \mathbf{Q} is orthogonal and \mathbf{R} is upper triangular.

The Gram–Schmidt process is not the only method for performing QR decomposition. Other algorithms, such as *Householder reflections* and *Givens rotations*, are also available and are often preferred due to their greater robustness against round-off errors. Additionally, these alternative methods may process the columns of \mathbf{A} in a different order.

3.5. Orthogonal vs Orthonormal

The vectors $\mathbf{q}_1, \mathbf{q}_2, \dots, \mathbf{q}_n \in \mathbb{R}^m$ are considered *mutually orthogonal* if their dot products satisfy $\mathbf{q}_i^\top \mathbf{q}_j = 0$ whenever $i \neq j$. By normalizing each vector to have unit length, these vectors become orthogonal unit vectors. At this point, $\mathbf{q}_1, \mathbf{q}_2, \dots, \mathbf{q}_n$ are said to be *mutually orthonormal*. These orthonormal vectors can be arranged as columns in a matrix \mathbf{Q} :

- When $m \neq n$: the matrix \mathbf{Q} is easy to work with because $\mathbf{Q}^\top \mathbf{Q} = \mathbf{I} \in \mathbb{R}^{n \times n}$. Such a matrix \mathbf{Q} with $m > n$ is sometimes referred to as a *semi-orthogonal* matrix.
- When $m = n$: the matrix \mathbf{Q} is square, and the condition $\mathbf{Q}^\top \mathbf{Q} = \mathbf{I}$ implies that $\mathbf{Q}^\top = \mathbf{Q}^{-1}$, meaning the transpose of \mathbf{Q} is its inverse. Then we also have $\mathbf{Q}\mathbf{Q}^\top = \mathbf{I}$, i.e., \mathbf{Q}^\top is the *two-sided inverse* of \mathbf{Q} . In this case, \mathbf{Q} is called an *orthogonal matrix*.²

Orthogonal matrices can be interpreted as transformations that change the basis of a vector space while preserving angles (inner products) and lengths. Specifically:

- The length of a vector is also preserved: $\|\mathbf{Q}\mathbf{u}\| = \|\mathbf{u}\|$.
- The angle (inner product) between two vectors remains invariant: $\mathbf{u}^\top \mathbf{v} = (\mathbf{Q}\mathbf{u})^\top (\mathbf{Q}\mathbf{v})$.

In real-valued cases, multiplying a vector by an orthogonal matrix \mathbf{Q} results in a *rotation* (if $\det(\mathbf{Q}) = 1$) or a *reflection* (if $\det(\mathbf{Q}) = -1$) in the vector space. Many decomposition algorithms produce two orthogonal matrices, resulting in two such transformations (rotations or reflections).

3.6. Computing Reduced QR Decomposition via CGS and MGS

We express the reduced QR decomposition in the form $\mathbf{A} = \mathbf{Q}\mathbf{R}$, where $\mathbf{Q} \in \mathbb{R}^{m \times n}$ and $\mathbf{R} \in \mathbb{R}^{n \times n}$, as follows:

$$\mathbf{A} = [\mathbf{a}_1 \quad \mathbf{a}_2 \quad \dots \quad \mathbf{a}_n] = [\mathbf{q}_1 \quad \mathbf{q}_2 \quad \dots \quad \mathbf{q}_n] \begin{bmatrix} r_{11} & r_{12} & \dots & r_{1n} \\ & r_{22} & \dots & r_{2n} \\ \mathbf{0} & & \ddots & \vdots \\ & & & r_{nn} \end{bmatrix}.$$

1. And also, any vector \mathbf{q}_k is in the space spanned by $\mathcal{C}([\mathbf{a}_1, \mathbf{a}_2, \dots, \mathbf{a}_k])$.

2. Although \mathbf{Q} has orthonormal columns, the term “orthonormal matrix” is **not** used due to historical conventions.

The orthogonal matrix \mathbf{Q} can be easily calculated using the Gram-Schmidt process. To see why we obtain the upper triangular matrix \mathbf{R} , we explicitly write the equations:

$$\begin{aligned} \mathbf{a}_1 &= r_{11}\mathbf{q}_1 & &= \sum_{i=1}^1 r_{i1}\mathbf{q}_i, \\ \vdots & & & \vdots \\ \mathbf{a}_k &= r_{1k}\mathbf{q}_1 + r_{2k}\mathbf{q}_2 + \dots + r_{kk}\mathbf{q}_k & &= \sum_{i=1}^k r_{ik}\mathbf{q}_i, \\ \vdots & & & \vdots \end{aligned}$$

This formulation aligns with the second equation in Equation (3.1) and confirms the upper triangular structure of \mathbf{R} . Extending the idea of Equation (3.1) to the k -th term, we obtain:

$$\mathbf{a}_k = \sum_{i=1}^{k-1} (\mathbf{q}_i^\top \mathbf{a}_k) \mathbf{q}_i + \mathbf{a}_k^\perp = \sum_{i=1}^{k-1} (\mathbf{q}_i^\top \mathbf{a}_k) \mathbf{q}_i + \|\mathbf{a}_k^\perp\| \cdot \mathbf{q}_k,$$

which implies we can gradually orthonormalize \mathbf{A} to obtain an orthonormal set $\mathbf{Q} = [\mathbf{q}_1, \mathbf{q}_2, \dots, \mathbf{q}_n]$ by

$$\begin{cases} r_{ik} = \mathbf{q}_i^\top \mathbf{a}_k, \quad \forall i \in \{1, 2, \dots, k-1\}; \\ \mathbf{a}_k^\perp = \mathbf{a}_k - \sum_{i=1}^{k-1} r_{ik} \mathbf{q}_i; \\ r_{kk} = \|\mathbf{a}_k^\perp\|; \\ \mathbf{q}_k = \mathbf{a}_k^\perp / r_{kk}. \end{cases} \quad (3.2)$$

The procedure is detailed in Algorithm 4.

Algorithm 4 Reduced QR Decomposition via Gram-Schmidt Process

Require: Matrix $\mathbf{A} \in \mathbb{R}^{m \times n}$ with linearly independent columns, where $m \geq n$;

- 1: **for** $k = 1$ to n **do** ▷ compute the k -th column of \mathbf{Q}, \mathbf{R}
 - 2: **for** $i = 1$ to $k - 1$ **do**
 - 3: $r_{ik} \leftarrow \mathbf{q}_i^\top \mathbf{a}_k$; ▷ entry (i, k) of \mathbf{R}
 - 4: **end for**
 - 5: $\mathbf{a}_k^\perp \leftarrow \mathbf{a}_k - \sum_{i=1}^{k-1} r_{ik} \mathbf{q}_i$;
 - 6: $r_{kk} \leftarrow \|\mathbf{a}_k^\perp\|$; ▷ main diagonal of \mathbf{R}
 - 7: $\mathbf{q}_k \leftarrow \mathbf{a}_k^\perp / r_{kk}$;
 - 8: **end for**
 - 9: Output $\mathbf{Q} = [\mathbf{q}_1, \dots, \mathbf{q}_n]$ and \mathbf{R} with entry (i, k) being r_{ik} ;
-

Orthogonal projection. From Equation (3.2), specifically steps 2 to 6 of Algorithm 4, we observe that the first two equalities imply that

$$\left. \begin{aligned} r_{ik} &= \mathbf{q}_i^\top \mathbf{a}_k, \quad \forall i \in \{1, 2, \dots, k-1\} \\ \mathbf{a}_k^\perp &= \mathbf{a}_k - \sum_{i=1}^{k-1} r_{ik} \mathbf{q}_i \end{aligned} \right\} \rightarrow \mathbf{a}_k^\perp = \mathbf{a}_k - \mathbf{Q}_{k-1} \mathbf{Q}_{k-1}^\top \mathbf{a}_k = (\mathbf{I} - \mathbf{Q}_{k-1} \mathbf{Q}_{k-1}^\top) \mathbf{a}_k, \quad (3.3)$$

where $\mathbf{Q}_{k-1} = [\mathbf{q}_1, \mathbf{q}_2, \dots, \mathbf{q}_{k-1}]$. This implies \mathbf{q}_k can be computed as:

$$\mathbf{q}_k = \frac{\mathbf{a}_k^\perp}{\|\mathbf{a}_k^\perp\|} = \frac{(\mathbf{I} - \mathbf{Q}_{k-1}\mathbf{Q}_{k-1}^\top)\mathbf{a}_k}{\|(\mathbf{I} - \mathbf{Q}_{k-1}\mathbf{Q}_{k-1}^\top)\mathbf{a}_k\|}.$$

The matrix $(\mathbf{I} - \mathbf{Q}_{k-1}\mathbf{Q}_{k-1}^\top)$ in the above equation is known as an *orthogonal projection matrix* (symmetric and idempotent) that projects \mathbf{a}_k **along** the column space of \mathbf{Q}_{k-1} , ensuring the projected vector is orthogonal to the column space of \mathbf{Q}_{k-1} (Lu, 2021c). As a result, the \mathbf{a}_k^\perp or \mathbf{q}_k calculated in this manner will be orthogonal to $\mathcal{C}(\mathbf{Q}_{k-1})$, i.e., it lies in the null space of \mathbf{Q}_{k-1}^\top : $\mathcal{N}(\mathbf{Q}_{k-1}^\top)$, according to the fundamental theorem of linear algebra (Theorem 0.15).

Let $\mathbf{P}_1 = (\mathbf{I} - \mathbf{Q}_{k-1}\mathbf{Q}_{k-1}^\top)$. We assert that $\mathbf{P}_1 = (\mathbf{I} - \mathbf{Q}_{k-1}\mathbf{Q}_{k-1}^\top)$ is an orthogonal projection matrix, such that $\mathbf{P}_1\mathbf{v}$ projects any vector \mathbf{v} onto the null space of \mathbf{Q}_{k-1}^\top . Additionally, let $\mathbf{P}_2 = \mathbf{Q}_{k-1}\mathbf{Q}_{k-1}^\top$. Then \mathbf{P}_2 is also an orthogonal projection matrix, such that $\mathbf{P}_2\mathbf{v}$ projects any vector \mathbf{v} onto the column space of \mathbf{Q}_{k-1} .

Why can the matrices \mathbf{P}_1 and \mathbf{P}_2 effectively project vectors onto the corresponding subspaces? It can be shown that the column space of \mathbf{Q}_{k-1} is equal to the column space of $\mathbf{Q}_{k-1}\mathbf{Q}_{k-1}^\top$: $\mathcal{C}(\mathbf{Q}_{k-1}) = \mathcal{C}(\mathbf{Q}_{k-1}\mathbf{Q}_{k-1}^\top) = \mathcal{C}(\mathbf{P}_2)$. Hence, $\mathbf{P}_2\mathbf{v}$ represents a linear combination of the columns of \mathbf{P}_2 , which lies in the column space of \mathbf{P}_2 or the column space of \mathbf{Q}_{k-1} .

A *projection matrix* \mathbf{P} is formally defined as a matrix that is idempotent satisfying $\mathbf{P}^2 = \mathbf{P}$, which means projecting twice is equivalent to projecting once. What distinguishes $\mathbf{P}_2 = \mathbf{Q}_{k-1}\mathbf{Q}_{k-1}^\top$ is that the projection $\hat{\mathbf{v}}$ of any vector \mathbf{v} is orthogonal to $\mathbf{v} - \hat{\mathbf{v}}$:

$$(\hat{\mathbf{v}} = \mathbf{P}_2\mathbf{v}) \perp (\mathbf{v} - \hat{\mathbf{v}}).$$

This property aligns with the definition of an *orthogonal projection matrix*. In contrast, a non-orthogonal case is referred to as an *oblique projection matrix*. When \mathbf{P}_2 is an orthogonal projection matrix, the matrix $\mathbf{P}_1 = \mathbf{I} - \mathbf{P}_2$ is also an orthogonal projection matrix, projecting any vector onto the space perpendicular to $\mathcal{C}(\mathbf{Q}_{k-1})$, i.e., $\mathcal{N}(\mathbf{Q}_{k-1}^\top)$. Thus, we conclude that there are two complementary orthogonal projections:

$$\begin{cases} \mathbf{P}_1 : & \text{project onto } \mathcal{N}(\mathbf{Q}_{k-1}^\top), \text{ along the column space of } \mathbf{Q}_{k-1}; \\ \mathbf{P}_2 : & \text{project onto } \mathcal{C}(\mathbf{Q}_{k-1}), \text{ onto the column space of } \mathbf{Q}_{k-1}. \end{cases}$$

An additional noteworthy result arises when the columns of \mathbf{Q}_{k-1} are mutually orthonormal. In this case, we observe the following decomposition:

$$\mathbf{P}_1 = \mathbf{I} - \mathbf{Q}_{k-1}\mathbf{Q}_{k-1}^\top = (\mathbf{I} - \mathbf{q}_1\mathbf{q}_1^\top)(\mathbf{I} - \mathbf{q}_2\mathbf{q}_2^\top) \dots (\mathbf{I} - \mathbf{q}_{k-1}\mathbf{q}_{k-1}^\top), \quad (3.4)$$

where $\mathbf{Q}_{k-1} = [\mathbf{q}_1, \mathbf{q}_2, \dots, \mathbf{q}_{k-1}]$, and each term $(\mathbf{I} - \mathbf{q}_i\mathbf{q}_i^\top)$ serves to project a vector onto the subspace orthogonal to \mathbf{q}_i . This finding is crucial for advancing towards a *modified Gram-Schmidt process (MGS)*, where projection and subtraction occur iteratively. To avoid ambiguity, the traditional Gram-Schmidt is referred to as the *classical Gram-Schmidt process (CGS)*.

The primary distinction between CGS and MGS lies in their approach to projection and subtraction. In CGS, the same vector is projected onto all previously computed orthonormal vectors before performing the subtraction. Conversely, in MGS, projection and subtraction are interleaved. For illustration, consider a three-column matrix $\mathbf{A} = [\mathbf{a}_1, \mathbf{a}_2, \mathbf{a}_3]$, as shown in Figure 3.3, where each step is represented in a different color. Below is a summary of

the processes for computing \mathbf{q}_k from the k -th column \mathbf{a}_k of \mathbf{A} , given the orthonormalized vectors $\{\mathbf{q}_1, \mathbf{q}_2, \dots, \mathbf{q}_{k-1}\}$:

(CGS) : obtain \mathbf{q}_k by normalizing $\mathbf{a}_k^\perp = (\mathbf{I} - \mathbf{Q}_{k-1}\mathbf{Q}_{k-1}^\top)\mathbf{a}_k$;

(MGS) : obtain \mathbf{q}_k by normalizing $\mathbf{a}_k^\perp = \left\{ (\mathbf{I} - \mathbf{q}_{k-1}\mathbf{q}_{k-1}^\top) \dots \left[(\mathbf{I} - \mathbf{q}_2\mathbf{q}_2^\top) \left((\mathbf{I} - \mathbf{q}_1\mathbf{q}_1^\top) \mathbf{a}_k \right) \right] \right\}$,

where the nested parentheses in MGS denote the computation order.

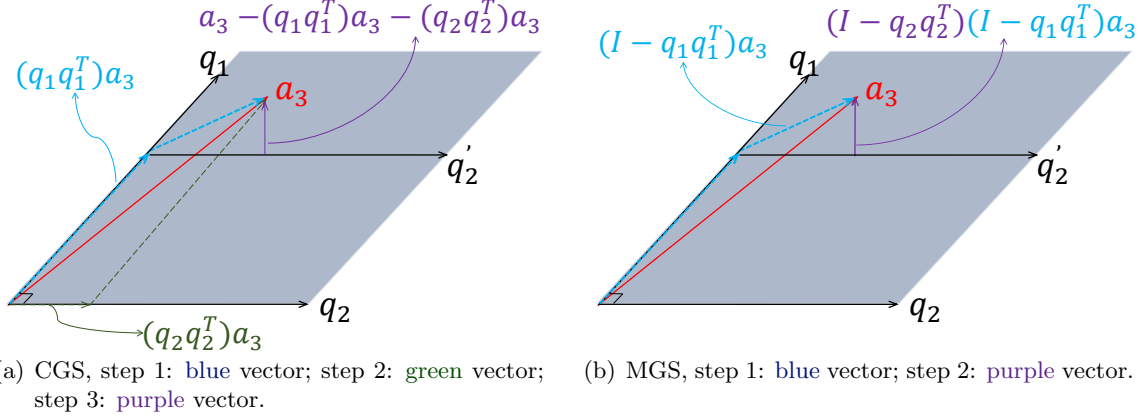


Figure 3.3: Comparison of CGS and MGS in three-dimensional space. Here, \mathbf{q}'_2 is parallel to \mathbf{q}_2 , so projecting onto \mathbf{q}_2 is equivalent to projecting onto \mathbf{q}'_2 .

What's the difference? To illustrate, consider a three-column matrix $\mathbf{A} = [\mathbf{a}_1, \mathbf{a}_2, \mathbf{a}_3]$. Suppose we have already computed $\{\mathbf{q}_1, \mathbf{q}_2\}$, where $\text{span}\{\mathbf{q}_1, \mathbf{q}_2\} = \text{span}\{\mathbf{a}_1, \mathbf{a}_2\}$, our objective is to compute \mathbf{q}_3 .

In the CGS algorithm, the orthogonalization of column \mathbf{a}_3 against $\{\mathbf{q}_1, \mathbf{q}_2\}$ is accomplished by simultaneously projecting the original column \mathbf{a}_3 of \mathbf{A} onto \mathbf{q}_1 and \mathbf{q}_2 , followed by subtracting these projections at once (Figure 3.3(a)):

$$\begin{cases} \mathbf{a}_3^\perp = \mathbf{a}_3 - (\mathbf{q}_1^\top \mathbf{a}_3)\mathbf{q}_1 - (\mathbf{q}_2^\top \mathbf{a}_3)\mathbf{q}_2 = \mathbf{a}_3 - (\mathbf{q}_1\mathbf{q}_1^\top)\mathbf{a}_3 - \boxed{(\mathbf{q}_2\mathbf{q}_2^\top)\mathbf{a}_3}; \\ \mathbf{q}_3 = \frac{\mathbf{a}_3^\perp}{\|\mathbf{a}_3^\perp\|}. \end{cases} \quad (3.5)$$

In contrast, the MGS algorithm subtracts the components along $\{\mathbf{q}_1, \mathbf{q}_2\}$ from \mathbf{a}_3 sequentially as they are computed. Therefore, the orthogonalization of column \mathbf{a}_3 against $\{\mathbf{q}_1, \mathbf{q}_2\}$ is not performed by projecting the original column \mathbf{a}_3 against $\{\mathbf{q}_1, \mathbf{q}_2\}$ as it is in the CGS, but rather against a vector obtained by subtracting from that column \mathbf{a}_3 of \mathbf{A} the components in the direction of $\mathbf{q}_1, \mathbf{q}_2$ successively. This distinction is crucial because it leads to smaller error components of \mathbf{q}_3 in $\text{span}\{\mathbf{q}_1, \mathbf{q}_2\}$ (further discussed in the following paragraphs).

More precisely, in the MGS algorithm, the orthogonalization of column \mathbf{a}_3 against \mathbf{q}_1 is accomplished by subtracting the component of \mathbf{q}_1 from the vector \mathbf{a}_3 :

$$\mathbf{a}_3^{(1)} = (\mathbf{I} - \mathbf{q}_1\mathbf{q}_1^\top)\mathbf{a}_3 = \mathbf{a}_3 - (\mathbf{q}_1\mathbf{q}_1^\top)\mathbf{a}_3,$$

where $\mathbf{a}_3^{(1)}$ represents the component of \mathbf{a}_3 orthogonal to \mathbf{q}_1 . The subsequent step is then executed by

$$\mathbf{a}_3^{(2)} = (\mathbf{I} - \mathbf{q}_2\mathbf{q}_2^\top)\mathbf{a}_3^{(1)} = \mathbf{a}_3^{(1)} - (\mathbf{q}_2\mathbf{q}_2^\top)\mathbf{a}_3^{(1)} = \mathbf{a}_3 - (\mathbf{q}_1\mathbf{q}_1^\top)\mathbf{a}_3 - \boxed{(\mathbf{q}_2\mathbf{q}_2^\top)\mathbf{a}_3^{(1)}}, \quad (3.6)$$

where $\mathbf{a}_3^{(2)}$ denotes the component of $\mathbf{a}_3^{(1)}$ orthogonal to \mathbf{q}_2 . The distinction from CGS (Equation (3.5)) is highlighted in blue text. Consequently, $\mathbf{a}_3^{(2)}$ corresponds to the component of \mathbf{a}_3 orthogonal to $\{\mathbf{q}_1, \mathbf{q}_2\}$, as shown in Figure 3.3(b).

Main difference and catastrophic cancellation. The key difference is that the vector \mathbf{a}_3 can in general have large components in $\text{span}\{\mathbf{q}_1, \mathbf{q}_2\}$, in which case one starts with large values and ends up with small values that result in large relative errors in them—a phenomenon known as *catastrophic cancellation*. In contrast, $\mathbf{a}_3^{(1)}$ is already orthogonal to \mathbf{q}_1 and has only a small “error” component in the direction of \mathbf{q}_1 . A comparison of the boxed text in Equations (3.5) and (3.6) reveals that $(\mathbf{q}_2\mathbf{q}_2^\top)\mathbf{a}_3^{(1)}$ in Equation (3.6) is more accurate, as argued above. Due to the reduced error in this projection factor, the MGS method introduces smaller orthogonalization errors at each subtraction step compared to the CGS method. In fact, this difference is quantifiable. It can be shown that the final \mathbf{Q} obtained in the CGS satisfies

$$\|\mathbf{I} - \mathbf{Q}\mathbf{Q}^\top\| \leq \mathcal{O}(\epsilon\kappa^2(\mathbf{A})),$$

where $\kappa(\mathbf{A})$ is a value larger than 1 determined by \mathbf{A} . Whereas, in the MGS, the corresponding error satisfies

$$\|\mathbf{I} - \mathbf{Q}\mathbf{Q}^\top\| \leq \mathcal{O}(\epsilon\kappa(\mathbf{A})).$$

That is, the \mathbf{Q} obtained via MGS is “more orthogonal” than that obtained via CGS.

More to go, preliminaries for Householder and Givens methods. While MGS generally outperforms CGS in practice, it is not entirely immune to the *catastrophic cancellation* issue. For example, in iteration k of the MGS algorithm, if \mathbf{a}_k is nearly in the span of $\{\mathbf{q}_1, \mathbf{q}_2, \dots, \mathbf{q}_{k-1}\}$, then the resulting \mathbf{a}_k^\perp will have only a small component perpendicular to $\text{span}\{\mathbf{q}_1, \mathbf{q}_2, \dots, \mathbf{q}_{k-1}\}$. This amplifies the “error” component in $\text{span}\{\mathbf{q}_1, \mathbf{q}_2, \dots, \mathbf{q}_{k-1}\}$, leading to a less orthogonal \mathbf{Q} . In such scenarios, a more robust approach involves finding a sequence of orthogonal matrices $\{\mathbf{Q}_1, \mathbf{Q}_2, \dots, \mathbf{Q}_l\}$ such that $\mathbf{Q}_l \dots \mathbf{Q}_2 \mathbf{Q}_1 \mathbf{A}$ become triangular. In this case, the resulting $\mathbf{Q} = (\mathbf{Q}_l \dots \mathbf{Q}_2 \mathbf{Q}_1)^\top$ will be “more” orthogonal than those produced by both CGS and MGS. These improved techniques will be explored in Section 3.12 and Section 3.13 using Householder reflectors and Givens rotations.

3.7. Computing Full QR Decomposition via Gram-Schmidt Process

A full QR decomposition of an $m \times n$ matrix with linearly independent columns involves extending the decomposition by appending additional $m - n$ orthonormal columns to \mathbf{Q} , transforming it into an $m \times m$ orthogonal matrix. Simultaneously, rows of zeros are added to \mathbf{R} , making it an $m \times n$ upper triangular matrix. The additional columns in \mathbf{Q} are referred to as *silent columns*, while the additional rows in \mathbf{R} are called *silent rows*. Figure 3.4 illustrates the differences between the reduced QR decomposition and the full QR decomposition, where silent columns in \mathbf{Q} are denoted in gray, blank entries are zero, and blue entries indicate elements that are not necessarily zero.

3.8. Dependent Columns

Previously, we assumed that the matrix \mathbf{A} has linearly independent columns. However, this assumption is not always necessary. Suppose in step k of the CGS or MGS process, the vector \mathbf{a}_k lies in the plane spanned by $\mathbf{q}_1, \mathbf{q}_2, \dots, \mathbf{q}_{k-1}$, which is equivalent to the space spanned

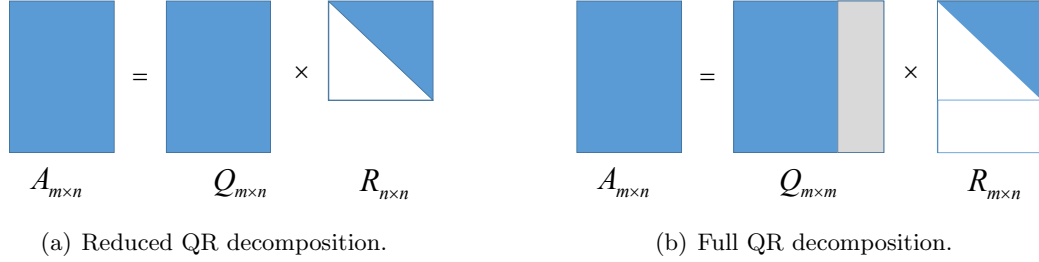


Figure 3.4: Comparison between the reduced and full QR decompositions.

by $\mathbf{a}_1, \mathbf{a}_2, \dots, \mathbf{a}_{k-1}$, i.e., the vectors $\mathbf{a}_1, \mathbf{a}_2, \dots, \mathbf{a}_k$ are dependent. When this dependency occurs, the scalar r_{kk} becomes zero (see Equation (3.2) or Algorithm 4), rendering \mathbf{q}_k undefined due to division by zero. To handle such scenarios, one can arbitrarily choose \mathbf{q}_k as any normalized vector orthogonal to $\mathcal{C}([\mathbf{q}_1, \mathbf{q}_2, \dots, \mathbf{q}_{k-1}])$ and proceed with the Gram-Schmidt process. For a matrix \mathbf{A} with dependent columns, both reduced and full QR decomposition algorithms are still applicable. The procedure for step k in the algorithm is redefined as follows:

$$\mathbf{q}_k = \begin{cases} (\mathbf{a}_k - \sum_{i=1}^{k-1} r_{ik} \mathbf{q}_i) / r_{kk}, & r_{ik} = \mathbf{q}_i^\top \mathbf{a}_k, r_{kk} = \left\| \mathbf{a}_k - \sum_{i=1}^{k-1} r_{ik} \mathbf{q}_i \right\|, \text{ if } r_{kk} \neq 0, \\ \text{pick one vector in } \mathcal{C}^\perp([\mathbf{q}_1, \mathbf{q}_2, \dots, \mathbf{q}_{k-1}]), \text{ and normalize,} & \text{if } r_{kk} = 0. \end{cases}$$

This idea can be further extended such that, when \mathbf{q}_k does not exist, we simply skip the current step and add the silent columns at the end of the process. Consequently, the QR decomposition of a matrix with dependent columns is generally not unique. However, following a consistent procedure ensures the uniqueness of the decomposition for any given matrix.

This framework also serves as a method to determine linear independence. If $r_{kk} = 0$ at any step in CGS or MGS, the vectors $\mathbf{a}_1, \mathbf{a}_2, \dots, \mathbf{a}_k$ are reported as dependent, and the algorithm terminates for the purpose of “independence checking.”

3.9. QR with Column Pivoting: Column-Pivoted QR (CPQR)

If the columns of \mathbf{A} are linearly dependent, a column-pivoted QR (CPQR) decomposition can be obtained as follows:

Theorem 3.2: (Column-Pivoted QR Decomposition) Any $m \times n$ matrix $\mathbf{A} = [\mathbf{a}_1, \mathbf{a}_2, \dots, \mathbf{a}_n]$ with $m \geq n$ and rank r can be decomposed as

$$\mathbf{A}\mathbf{P} = \mathbf{Q} \begin{bmatrix} \mathbf{R}_{11} & \mathbf{R}_{12} \\ \mathbf{0} & \mathbf{0} \end{bmatrix},$$

where $\mathbf{R}_{11} \in \mathbb{R}^{r \times r}$ is upper triangular, $\mathbf{R}_{12} \in \mathbb{R}^{r \times (n-r)}$, $\mathbf{Q} \in \mathbb{R}^{m \times m}$ is an orthogonal matrix, and \mathbf{P} is a permutation matrix. This is known as the *full* CPQR decomposition. Similarly, the *reduced* version is given by

$$\mathbf{A}\mathbf{P} = \mathbf{Q}_r [\mathbf{R}_{11} \quad \mathbf{R}_{12}],$$

where $\mathbf{R}_{11} \in \mathbb{R}^{r \times r}$ is upper triangular, $\mathbf{R}_{12} \in \mathbb{R}^{r \times (n-r)}$, $\mathbf{Q}_r \in \mathbb{R}^{m \times r}$ contains orthonormal columns, and \mathbf{P} is a permutation matrix.

3.9.1 A Simple CPQR via CGS

The CPQR decomposition can be computed using the classical Gram-Schmidt process. In the QR decomposition for dependent columns, if $r_{kk} = 0$, it indicates that column k of \mathbf{A} is dependent on the previous $k - 1$ columns. In such cases, a column permutation is performed, moving the dependent column to the last position, and the Gram-Schmidt process is continued. Here, \mathbf{P} represents the permutation matrix that reorders the dependent columns into the last $n - r$ positions. Suppose the first r columns of \mathbf{AP} are $[\hat{\mathbf{a}}_1, \hat{\mathbf{a}}_2, \dots, \hat{\mathbf{a}}_r]$. The span of these columns is equivalent to the span of \mathbf{Q}_r (in the reduced version) or the span of $\mathbf{Q}_{:,1:r}$ (in the full version):

$$\mathcal{C}([\hat{\mathbf{a}}_1, \hat{\mathbf{a}}_2, \dots, \hat{\mathbf{a}}_r]) = \mathcal{C}(\mathbf{Q}_r) = \mathcal{C}(\mathbf{Q}_{:,1:r}).$$

The matrix \mathbf{R}_{12} recovers the dependent $n - r$ columns from the column space of \mathbf{Q}_r or $\mathbf{Q}_{:,1:r}$. Figure 3.5 compares the reduced and full CPQR decompositions, where silent columns in \mathbf{Q} are denoted in gray, blank entries are zero, and blue/orange entries denote elements that are not necessarily zero.

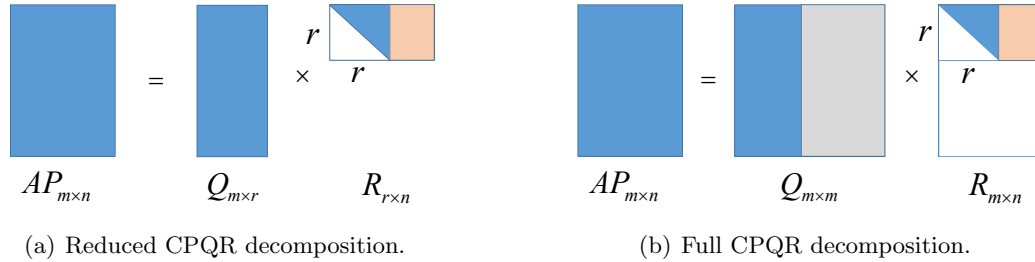


Figure 3.5: Comparison between the reduced and full CPQR decompositions.

3.9.2 A Practical CPQR via CGS

We observe that the simple CPQR algorithm pivots the first r independent columns to the first r columns of \mathbf{AP} . Let \mathbf{A}_1 represent the first r columns of \mathbf{AP} , and \mathbf{A}_2 represent the remaining columns. In the context of the full CPQR decomposition, we have:

$$\mathbf{AP} = [\mathbf{A}_1, \mathbf{A}_2] = \mathbf{Q} \begin{bmatrix} \mathbf{R}_{11} & \mathbf{R}_{12} \\ \mathbf{0} & \mathbf{0} \end{bmatrix} = \left[\mathbf{Q} \begin{bmatrix} \mathbf{R}_{11} \\ \mathbf{0} \end{bmatrix}, \mathbf{Q} \begin{bmatrix} \mathbf{R}_{12} \\ \mathbf{0} \end{bmatrix} \right].$$

It is evident that

$$\|\mathbf{A}_2\| = \left\| \mathbf{Q} \begin{bmatrix} \mathbf{R}_{12} \\ \mathbf{0} \end{bmatrix} \right\| = \left\| \begin{bmatrix} \mathbf{R}_{12} \\ \mathbf{0} \end{bmatrix} \right\| = \|\mathbf{R}_{12}\|,$$

where the penultimate equality arises from the preservation of the matrix norm under orthogonal transformations. Therefore, the norm of \mathbf{R}_{12} is directly determined by the norm of \mathbf{A}_2 . For a well-conditioned CPQR, it is desirable for \mathbf{R}_{12} to have a small norm. A practical CPQR algorithm achieves this by first permuting the columns of \mathbf{A} so that they are ordered in decreasing vector norm: $\tilde{\mathbf{A}} = \mathbf{AP}_0 = [\mathbf{a}_{j_1}, \mathbf{a}_{j_2}, \dots, \mathbf{a}_{j_n}]$, where $\{j_1, j_2, \dots, j_n\}$ is a permuted index set of $\{1, 2, \dots, n\}$, and

$$\|\mathbf{a}_{j_1}\| \geq \|\mathbf{a}_{j_2}\| \geq \dots \geq \|\mathbf{a}_{j_n}\|.$$

Next, the “simple” reduced CPQR decomposition is applied to $\tilde{\mathbf{A}}$, resulting in $\tilde{\mathbf{A}}\mathbf{P}_1 = \mathbf{Q}_r[\mathbf{R}_{11}, \mathbf{R}_{12}]$. The “practical” reduced CPQR of \mathbf{A} is then recovered as

$$\mathbf{A} \underbrace{\mathbf{P}_0 \mathbf{P}_1}_{\mathbf{P}} = \mathbf{Q}_r[\mathbf{R}_{11}, \mathbf{R}_{12}].$$

The CPQR algorithm can be further optimized by using the MGS process. This enhanced approach has the added benefit of halting when the factorization encounters a rank-deficient submatrix, allowing the numerical rank to be determined. This method is referred to as *partial factorization*, though we will not delve into its details here (Lu, 2021c).

3.10. QR with Column Pivoting: Revealing Rank-One Deficiency

Column-pivoted QR (CPQR) is one of several methods for identifying a column permutation when \mathbf{A} is rank-deficient. This process rearranges the first r linearly independent columns of \mathbf{A} to occupy the first r columns of $\mathbf{A}\mathbf{P}$. If \mathbf{A} is nearly rank-one deficient, the goal becomes determining a column permutation of \mathbf{A} that minimizes the pivotal element r_{nn} in the resulting QR decomposition. This is known as the *revealing rank-one deficiency* problem.

Theorem 3.3: (Revealing Rank-One Deficiency (Chan, 1987)) Let $\mathbf{A} \in \mathbb{R}^{m \times n}$ and $\mathbf{v} \in \mathbb{R}^n$ be a unit vector (i.e., $\|\mathbf{v}\| = 1$). There exists a permutation matrix \mathbf{P} such that the reduced QR decomposition

$$\mathbf{A}\mathbf{P} = \mathbf{Q}\mathbf{R}$$

satisfies $r_{nn} \leq \sqrt{n}\epsilon$, where $\epsilon = \|\mathbf{A}\mathbf{v}\|$, and r_{nn} is the n -th diagonal element of \mathbf{R} . In this decomposition, $\mathbf{Q} \in \mathbb{R}^{m \times n}$ and $\mathbf{R} \in \mathbb{R}^{n \times n}$.

Proof [of Theorem 3.3] Let $\mathbf{P} \in \mathbb{R}^{n \times n}$ be a permutation matrix such that, if $\mathbf{w} = \mathbf{P}^\top \mathbf{v}$, where

$$|w_n| = \max |v_i|, \quad \forall i \in \{1, 2, \dots, n\}.$$

That is, we swap the entry with the largest magnitude to the last position, ensuring that the last component of \mathbf{w} equals the maximal component of \mathbf{v} in absolute value. Then we have $|w_n| \geq 1/\sqrt{n}$. Suppose the QR decomposition of $\mathbf{A}\mathbf{P}$ is $\mathbf{A}\mathbf{P} = \mathbf{Q}\mathbf{R}$. Then,

$$\epsilon = \|\mathbf{A}\mathbf{v}\| = \left\| (\mathbf{Q}^\top \mathbf{A}\mathbf{P})(\mathbf{P}^\top \mathbf{v}) \right\| = \|\mathbf{R}\mathbf{w}\| = \left\| \begin{bmatrix} \vdots \\ r_{nn}w_n \end{bmatrix} \right\| \geq |r_{nn}w_n| \geq |r_{nn}|/\sqrt{n},$$

where the second equality follows from the preservation of length under orthogonal transformations, and \mathbf{P} is an orthogonal matrix satisfying $\mathbf{P}\mathbf{P}^\top = \mathbf{I}$. This concludes the proof. ■

The following discussion uses the singular value decomposition (SVD), which will be introduced in Chapter 13.1. You may skip this section on a first reading. Suppose the SVD of \mathbf{A} is given by $\mathbf{A} = \sum_{i=1}^n \sigma_i \mathbf{u}_i \mathbf{v}_i^\top$, where σ_i 's are singular values with $\sigma_1 \geq \sigma_2 \geq \dots \geq \sigma_n$, i.e., σ_n is the smallest singular value, and \mathbf{u}_i 's and \mathbf{v}_i 's are the left and right singular vectors, respectively. Then, if we let $\mathbf{v} = \mathbf{v}_n$ such that $\mathbf{A}\mathbf{v}_n = \sigma_n \mathbf{u}_n$,³ we have

$$\|\mathbf{A}\mathbf{v}\| = \sigma_n.$$

3. We will prove that the right singular vector of \mathbf{A} is equal to the right singular vector of \mathbf{R} if \mathbf{A} admits the QR decomposition $\mathbf{A} = \mathbf{Q}\mathbf{R}$ in Lemma 13.11. The claim can also be applied to the singular values. So \mathbf{v}_n here is also the right singular vector of \mathbf{R} .

By constructing a permutation matrix \mathbf{P} satisfying

$$|\mathbf{P}^\top \mathbf{v}|_n = \max |v_i|, \quad \forall i \in \{1, 2, \dots, n\},$$

we find a QR decomposition of $\mathbf{AP} = \mathbf{QR}$ where the pivotal element r_{nn} satisfies $r_{nn} \leq \sqrt{n}\sigma_n$. If \mathbf{A} is rank-one deficient ($\sigma_n \approx 0$), then r_{nn} will also be close to zero, reflecting the deficiency in the matrix's rank.

3.11. QR with Column Pivoting: Revealing Rank-r Deficiency*

Building on the previous section, we now focus on computing the reduced QR decomposition for a matrix $\mathbf{A} \in \mathbb{R}^{m \times n}$ that is approximately rank- r deficient⁴ with $r > 1$. Our goal is to find a permutation matrix \mathbf{P} such that:

$$\mathbf{AP} = \mathbf{QR} = \mathbf{Q} \begin{bmatrix} \mathbf{L} & \mathbf{M} \\ \mathbf{0} & \mathbf{N} \end{bmatrix}, \quad (3.7)$$

where $\mathbf{N} \in \mathbb{R}^{r \times r}$, and $\|\mathbf{N}\|$ is small in some norm. A recursive algorithm can be employed to achieve this. Suppose we have already isolated a small $k \times k$ block \mathbf{N}_k . If we can isolate a small $(k+1) \times (k+1)$ block \mathbf{N}_{k+1} , the permutation matrix can be determined recursively. To reiterate, assume the existence of a permutation \mathbf{P}_k such that $\mathbf{N}_k \in \mathbb{R}^{k \times k}$ has a small norm:

$$\mathbf{AP}_k = \mathbf{Q}_k \mathbf{R}_k = \mathbf{Q}_k \begin{bmatrix} \mathbf{L}_k & \mathbf{M}_k \\ \mathbf{0} & \mathbf{N}_k \end{bmatrix}.$$

Now, we aim to find a permutation \mathbf{P}_{k+1} such that $\mathbf{N}_{k+1} \in \mathbb{R}^{(k+1) \times (k+1)}$ also has a small norm:

$$\mathbf{AP}_{k+1} = \mathbf{Q}_{k+1} \mathbf{R}_{k+1} = \mathbf{Q}_{k+1} \begin{bmatrix} \mathbf{L}_{k+1} & \mathbf{M}_{k+1} \\ \mathbf{0} & \mathbf{N}_{k+1} \end{bmatrix}.$$

Using the algorithm described earlier, there exists an $(n-k) \times (n-k)$ permutation matrix $\tilde{\mathbf{P}}_{k+1}$ such that $\mathbf{L}_k \in \mathbb{R}^{(n-k) \times (n-k)}$ has the QR decomposition $\mathbf{L}_k \tilde{\mathbf{P}}_{k+1} = \tilde{\mathbf{Q}}_{k+1} \tilde{\mathbf{L}}_k$, where the entry $(n-k, n-k)$ of $\tilde{\mathbf{L}}_k$ is small. Construct the following:

$$\mathbf{P}_{k+1} = \mathbf{P}_k \begin{bmatrix} \tilde{\mathbf{P}}_{k+1} & \mathbf{0} \\ \mathbf{0} & \mathbf{I} \end{bmatrix} \quad \text{and} \quad \mathbf{Q}_{k+1} = \mathbf{Q}_k \begin{bmatrix} \tilde{\mathbf{Q}}_{k+1} & \mathbf{0} \\ \mathbf{0} & \mathbf{I} \end{bmatrix}.$$

This yields:

$$\mathbf{AP}_{k+1} = \mathbf{Q}_{k+1} \begin{bmatrix} \tilde{\mathbf{L}}_k & \tilde{\mathbf{Q}}_{k+1}^\top \mathbf{M}_k \\ \mathbf{0} & \mathbf{N}_k \end{bmatrix}.$$

Since the $(n-k, n-k)$ -th entry of $\tilde{\mathbf{L}}_k$ is small, proving that the last row of $\tilde{\mathbf{Q}}_{k+1}^\top \mathbf{M}_k$ is also small in norm will reveal the rank- $(k+1)$ deficiency of \mathbf{A} (see (Chan, 1987) for a proof).

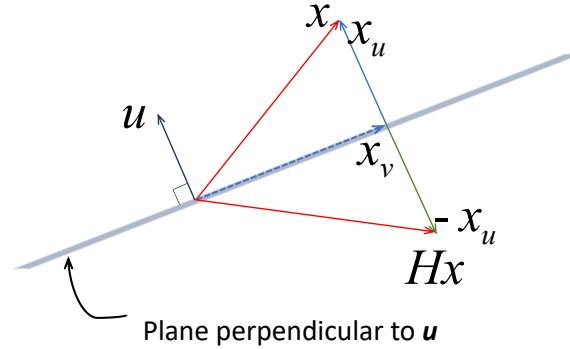
3.12. Existence of the QR Decomposition via Householder Reflector

Householder matrices, also referred to as *Householder reflectors*, play a crucial role in numerical linear algebra. They are widely used in solving linear systems, estimating least-squares problems, and obtaining Hessenberg forms. This section demonstrates how Householder reflectors can be employed to establish the existence of QR decomposition.

We begin by formally defining a Householder reflector and then explore its properties.

4. Note that rank r here means the matrix has a rank of $(\min\{m, n\} - r)$, not r .

Figure 3.6: Illustration of the Householder reflector. The Householder reflector obtained by $\mathbf{H} = \mathbf{I} - 2\mathbf{u}\mathbf{u}^\top$, where $\|\mathbf{u}\| = 1$, will reflect a vector \mathbf{x} along the plane perpendicular to \mathbf{u} : $\mathbf{x} = \mathbf{x}_v + \mathbf{x}_u \rightarrow \mathbf{x}_v - \mathbf{x}_u$.



Definition 3.4 (Householder Reflector). Let $\mathbf{u} \in \mathbb{R}^n$ be a vector of unit length (i.e., $\|\mathbf{u}\| = 1$). The matrix $\mathbf{H} = \mathbf{I} - 2\mathbf{u}\mathbf{u}^\top$ is called a *Householder reflector* or a *Householder transformation*. This matrix is associated with the unit vector \mathbf{u} , which is referred to as the *Householder vector*. When a vector \mathbf{x} is multiplied by \mathbf{H} , it is reflected across the hyperplane orthogonal to $\text{span}\{\mathbf{u}\}$ (denoted as $\text{span}\{\mathbf{u}\}^\perp$).

If $\|\mathbf{u}\| \neq 1$, the Householder reflector is defined as: $\mathbf{H} = \mathbf{I} - 2\frac{\mathbf{u}\mathbf{u}^\top}{\mathbf{u}^\top\mathbf{u}}$.

Derived from the definition of the Householder reflector, we obtain the following corollary, indicating that specific vectors remain unaltered when subjected to the Householder reflector.

Corollary 3.5: (Unreflected by Householder) Given a unit vector \mathbf{u} , the Householder reflector $\mathbf{H} = \mathbf{I} - 2\mathbf{u}\mathbf{u}^\top$ leaves any vector \mathbf{v} perpendicular to \mathbf{u} unchanged. In other words, if $\mathbf{u}^\top\mathbf{v} = 0$, then $\mathbf{H}\mathbf{v} = \mathbf{v}$.

This follows directly from substitution: $(\mathbf{I} - 2\mathbf{u}\mathbf{u}^\top)\mathbf{v} = \mathbf{v} - 2\mathbf{u}\mathbf{u}^\top\mathbf{v} = \mathbf{v}$.

Let \mathbf{u} be a unit vector with $\|\mathbf{u}\| = 1$, and let \mathbf{v} be a vector perpendicular to \mathbf{u} . Then any vector \mathbf{x} in the plane can be decomposed into two parts: $\mathbf{x} = \mathbf{x}_v + \mathbf{x}_u$, where the first component \mathbf{x}_u is parallel to \mathbf{u} and the second one \mathbf{x}_v is perpendicular to \mathbf{u} (i.e., parallel to \mathbf{v}). Using the projection formula from Section 3.2, the component parallel to \mathbf{x}_u is $\mathbf{x}_u = \frac{\mathbf{u}\mathbf{u}^\top}{\mathbf{u}^\top\mathbf{u}}\mathbf{x} = \mathbf{u}\mathbf{u}^\top\mathbf{x}$. Applying the Householder reflector $\mathbf{H} = \mathbf{I} - 2\mathbf{u}\mathbf{u}^\top$ to \mathbf{x} , we get: $\mathbf{H}\mathbf{x} = (\mathbf{I} - 2\mathbf{u}\mathbf{u}^\top)(\mathbf{x}_v + \mathbf{x}_u) = \mathbf{x}_v - \mathbf{u}\mathbf{u}^\top\mathbf{x} = \mathbf{x}_v - \mathbf{x}_u$. This shows that the Householder reflector flips \mathbf{x} across the hyperplane $\text{span}\{\mathbf{u}\}^\perp$. In other words, the subspace perpendicular to \mathbf{u} acts as a mirror, reflecting \mathbf{x} . This transformation is illustrated in Figure 3.6.

The preceding explanation outlines the process of determining the reflected vector using the Householder reflector. However, an additional question arises: If given that two vectors undergo a Householder reflection, how can we determine the corresponding Householder reflector? This property is particularly important in QR decomposition computations, where the goal is to transform a column into a predetermined form.

Corollary 3.6: (Finding the Householder Reflector) Suppose \mathbf{x} is reflected to \mathbf{y} by a Householder reflector with $\|\mathbf{x}\| = \|\mathbf{y}\|$. The Householder reflector can be computed as:

$$\mathbf{H} = \mathbf{I} - 2\mathbf{u}\mathbf{u}^\top, \text{ where } \mathbf{u} = \frac{\mathbf{x} - \mathbf{y}}{\|\mathbf{x} - \mathbf{y}\|}.$$

Proof [of Corollary 3.6] Starting from the definition of the reflection, we have:

$$\mathbf{H}\mathbf{x} = \mathbf{x} - 2\mathbf{u}\mathbf{u}^\top \mathbf{x} = \mathbf{x} - 2 \frac{(\mathbf{x} - \mathbf{y})(\mathbf{x}^\top - \mathbf{y}^\top)}{(\mathbf{x} - \mathbf{y})^\top (\mathbf{x} - \mathbf{y})} \mathbf{x} = \mathbf{x} - (\mathbf{x} - \mathbf{y}) = \mathbf{y}.$$

The condition $\|\mathbf{x}\| = \|\mathbf{y}\|$ is necessary to ensure the result holds. ■

Householder reflectors are particularly useful for setting specific components of a vector to zero. For example, it is often necessary to zero out all elements of a vector $\mathbf{a} \in \mathbb{R}^n$ except for the i -th element. In such cases, the Householder vector can be defined as:

$$\mathbf{u} = \frac{\mathbf{a} - r\mathbf{e}_i}{\|\mathbf{a} - r\mathbf{e}_i\|}, \quad \text{where } r = \pm \|\mathbf{a}\|,$$

which is a reasonable Householder vector since $\|\mathbf{a}\| = \|r\mathbf{e}_i\| = |r|$. Specifically, if $r = \|\mathbf{a}\|$, the Householder reflector $\mathbf{H} = \mathbf{I} - 2\mathbf{u}\mathbf{u}^\top$ reflects \mathbf{a} to $\|\mathbf{a}\| \mathbf{e}_i$; conversely, if $r = -\|\mathbf{a}\|$, the reflector maps \mathbf{a} to $-\|\mathbf{a}\| \mathbf{e}_i$.

Remark 3.7 (Householder Properties). A Householder reflector \mathbf{H} possesses the following properties:

- $\mathbf{H}\mathbf{H} = \mathbf{I}$: reflecting a vector twice yields the original vector.
- Symmetry: $\mathbf{H} = \mathbf{H}^\top$.
- Orthogonality: $\mathbf{H}^\top \mathbf{H} = \mathbf{H}\mathbf{H}^\top = \mathbf{I}$, meaning \mathbf{H} is an orthogonal matrix.
- $\mathbf{H}\mathbf{u} = -\mathbf{u}$, if $\mathbf{H} = \mathbf{I} - 2\mathbf{u}\mathbf{u}^\top$.

In the Gram-Schmidt process, we observe that the QR decomposition employs a triangular matrix to orthogonalize a given matrix \mathbf{A} . A key insight is that constructing a sequence of orthogonal matrices to iteratively transform \mathbf{A} into triangular form can also yield the QR decomposition. For example, consider an orthogonal matrix \mathbf{Q}_1 that introduces zeros into all elements of the first column of \mathbf{A} except for the entry (1,1); similarly, an orthogonal matrix \mathbf{Q}_2 zeros out all entries of the second column below (2,2); and so forth. This sequence of operations allows us to derive the QR decomposition. This process utilizes reflections to transform columns relative to the standard basis vector \mathbf{e}_1 , which has all entries zero except the first.

Let $\mathbf{A} = [\mathbf{a}_1, \mathbf{a}_2, \dots, \mathbf{a}_n] \in \mathbb{R}^{m \times n}$ be the column partition of \mathbf{A} . Define:

$$r_1 = \|\mathbf{a}_1\|, \quad \mathbf{u}_1 = \frac{\mathbf{a}_1 - r_1\mathbf{e}_1}{\|\mathbf{a}_1 - r_1\mathbf{e}_1\|}, \quad \text{and} \quad \mathbf{H}_1 = \mathbf{I} - 2\mathbf{u}_1\mathbf{u}_1^\top. \quad (3.8)$$

Here, $\mathbf{e}_1 = [1; 0; 0; \dots; 0] \in \mathbb{R}^m$ denotes the first unit basis in \mathbb{R}^m . Applying \mathbf{H}_1 to \mathbf{A} yields: Then

$$\mathbf{H}_1\mathbf{A} = [\mathbf{H}_1\mathbf{a}_1, \mathbf{H}_1\mathbf{a}_2, \dots, \mathbf{H}_1\mathbf{a}_n] = \begin{bmatrix} r_1 & \mathbf{R}_{1,2:n} \\ \mathbf{0} & \mathbf{B}_2 \end{bmatrix}. \quad (3.9)$$

The operation reflects \mathbf{a}_1 to $r_1\mathbf{e}_1$, zeroing out all entries below the diagonal in the first column. Notably, we reflect \mathbf{a}_1 to $\|\mathbf{a}_1\| \mathbf{e}_1$, where the two vectors have the same length (preserving its length) rather than directly to \mathbf{e}_1 to ensure numerical stability; and this aligns with the criteria outlined in Corollary 3.6.

Next, we apply the same process to the submatrix \mathbf{B}_2 in Equation (3.9), ensuring that entries below (2,2) become zero. This selective application avoids reintroducing nonzero

values in the first column, preserving previous progress. Let $\mathbf{B}_2 = [\mathbf{b}_2, \mathbf{b}_3, \dots, \mathbf{b}_n]$ be the column partition of \mathbf{B} , and define

$$r_2 = \|\mathbf{b}_2\|, \quad \mathbf{u}_2 = \frac{\mathbf{b}_2 - r_2 \mathbf{e}_1}{\|\mathbf{b}_2 - r_2 \mathbf{e}_1\|}, \quad \widetilde{\mathbf{H}}_2 = \mathbf{I} - 2\mathbf{u}_2 \mathbf{u}_2^\top, \quad \text{and} \quad \mathbf{H}_2 = \begin{bmatrix} 1 & \mathbf{0} \\ \mathbf{0} & \widetilde{\mathbf{H}}_2 \end{bmatrix}.$$

In this context, \mathbf{e}_1 denotes the first unit basis in \mathbb{R}^{m-1} , and \mathbf{H}_2 is orthogonal, since $\widetilde{\mathbf{H}}_2$ is orthogonal. Applying \mathbf{H}_2 yields

$$\mathbf{H}_2 \mathbf{H}_1 \mathbf{A} = [\mathbf{H}_2 \mathbf{H}_1 \mathbf{a}_1, \mathbf{H}_2 \mathbf{H}_1 \mathbf{a}_2, \dots, \mathbf{H}_2 \mathbf{H}_1 \mathbf{a}_n] = \begin{bmatrix} r_1 & r_{12} & \mathbf{R}_{1,3:n} \\ 0 & r_2 & \mathbf{R}_{2,3:n} \\ \mathbf{0} & \mathbf{0} & \mathbf{C}_3 \end{bmatrix}.$$

Repeating this process iteratively triangularizes $\mathbf{A} = (\mathbf{H}_n \mathbf{H}_{n-1} \dots \mathbf{H}_1)^{-1} \mathbf{R} = \mathbf{Q} \mathbf{R}$. Since each \mathbf{H}_i is symmetric and orthogonal, $\mathbf{Q} = (\mathbf{H}_n \mathbf{H}_{n-1} \dots \mathbf{H}_1)^{-1} = \mathbf{H}_1 \mathbf{H}_2 \dots \mathbf{H}_n$.

For a 5×4 matrix, the transformation proceeds as follows, where \boxtimes represents a value that is not necessarily zero, and **boldface** indicates the value has just been changed:

$$\begin{array}{c} \begin{bmatrix} \boxtimes & \boxtimes & \boxtimes & \boxtimes \\ \boxtimes & \boxtimes & \boxtimes & \boxtimes \\ \boxtimes & \boxtimes & \boxtimes & \boxtimes \\ \boxtimes & \boxtimes & \boxtimes & \boxtimes \\ \boxtimes & \boxtimes & \boxtimes & \boxtimes \end{bmatrix} \xrightarrow{\mathbf{H}_1} \begin{bmatrix} \boxtimes & \boxtimes & \boxtimes & \boxtimes \\ \mathbf{0} & \boxtimes & \boxtimes & \boxtimes \\ \mathbf{0} & \boxtimes & \boxtimes & \boxtimes \\ \mathbf{0} & \boxtimes & \boxtimes & \boxtimes \\ \mathbf{0} & \boxtimes & \boxtimes & \boxtimes \end{bmatrix} \xrightarrow{\mathbf{H}_2} \begin{bmatrix} \boxtimes & \boxtimes & \boxtimes & \boxtimes \\ 0 & \boxtimes & \boxtimes & \boxtimes \\ 0 & \mathbf{0} & \boxtimes & \boxtimes \\ 0 & \mathbf{0} & \boxtimes & \boxtimes \\ 0 & \mathbf{0} & \boxtimes & \boxtimes \end{bmatrix} \xrightarrow{\mathbf{H}_3} \begin{bmatrix} \boxtimes & \boxtimes & \boxtimes & \boxtimes \\ 0 & \boxtimes & \boxtimes & \boxtimes \\ 0 & 0 & \boxtimes & \boxtimes \\ 0 & 0 & \mathbf{0} & \boxtimes \\ 0 & 0 & \mathbf{0} & \boxtimes \end{bmatrix} \xrightarrow{\mathbf{H}_4} \begin{bmatrix} \boxtimes & \boxtimes & \boxtimes & \boxtimes \\ 0 & \boxtimes & \boxtimes & \boxtimes \\ 0 & 0 & \boxtimes & \boxtimes \\ 0 & 0 & 0 & \boxtimes \\ 0 & 0 & 0 & \mathbf{0} \end{bmatrix} \\ \mathbf{A} & \mathbf{H}_1 \mathbf{A} & \mathbf{H}_2 \mathbf{H}_1 \mathbf{A} & \mathbf{H}_3 \mathbf{H}_2 \mathbf{H}_1 \mathbf{A} & \mathbf{H}_4 \mathbf{H}_3 \mathbf{H}_2 \mathbf{H}_1 \mathbf{A} \end{array}$$

The Householder algorithm is a method for transforming a matrix into triangular form using a series of orthogonal matrix operations. In contrast to the Gram-Schmidt process (both CGS and MGS), which employs a triangular matrix to orthogonalize a given matrix, the Householder algorithm uses orthogonal matrices to achieve triangularization. This key distinction can be summarized as follows:

- Gram-Schmidt algorithm (triangular orthogonalization): Uses projections to orthogonalize vectors, resulting in a triangular matrix.;
- Householder algorithm (orthogonal triangularization): Applies orthogonal transformations to triangularize the matrix.

Additionally, note that both the Householder algorithm and the Givens algorithm (which we will explore shortly) apply a sequence of orthogonal matrices to compute a *full* QR decomposition. In contrast, the QR decomposition obtained through CGS or MGS is a *reduced* version. While it is possible to append silent columns or rows to extend the reduced QR decomposition to the full version, this step is not inherent to the CGS or MGS methods.

3.13. Existence of the QR Decomposition the Givens Rotation

In Definition 2.13, we introduced the concept of a Givens rotation, particularly in the context of finding the rank-one update or downdate of the Cholesky decomposition. Let us now explore the specific effects of Givens rotations through illustrative examples. Consider the following 2×2 orthogonal matrices:

$$\mathbf{F} = \begin{bmatrix} -c & s \\ s & c \end{bmatrix}, \quad \mathbf{J} = \begin{bmatrix} c & -s \\ s & c \end{bmatrix}, \quad \text{and} \quad \mathbf{G} = \begin{bmatrix} c & s \\ -s & c \end{bmatrix},$$

where $s = \sin \theta$ and $c = \cos \theta$ for some angle θ . The first matrix has $\det(\mathbf{F}) = -1$ and represents a special case of a Householder reflector in two dimensions. It can be expressed

as $\mathbf{F} = \mathbf{I} - 2\mathbf{u}\mathbf{u}^\top$, where $\mathbf{u} = \left[\sqrt{\frac{1+c}{2}}, \sqrt{\frac{1-c}{2}}\right]^\top$ or $\mathbf{u} = \left[-\sqrt{\frac{1+c}{2}}, -\sqrt{\frac{1-c}{2}}\right]^\top$. This matrix reflects vectors across a specific axis. The matrices \mathbf{J} and \mathbf{G} have $\det(\mathbf{J}) = \det(\mathbf{G}) = 1$ and perform rotations rather than reflections. A matrix of this type is referred to as a *Givens rotation*.

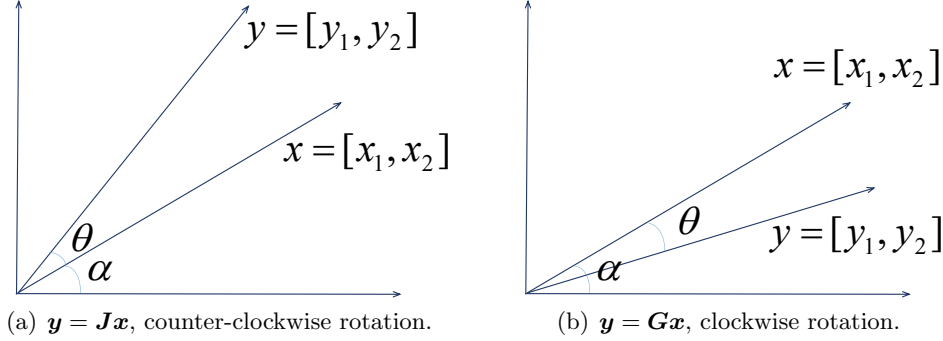


Figure 3.7: Illustration of two Givens rotations.

Figure 3.7(a) demonstrate a rotation of a vector \mathbf{x} under the action of \mathbf{J} , yielding $\mathbf{y} = \mathbf{J}\mathbf{x}$ with $\begin{cases} y_1 = c \cdot x_1 - s \cdot x_2; \\ y_2 = s \cdot x_1 + c \cdot x_2. \end{cases}$ We aim to verify that the angle between vectors \mathbf{x} and \mathbf{y} is indeed θ (indicating a counter-clockwise rotation) under the Givens rotation \mathbf{J} . Firstly, we have

$$\begin{cases} \cos(\alpha) = \frac{x_1}{\sqrt{x_1^2 + x_2^2}}; \\ \sin(\alpha) = \frac{x_2}{\sqrt{x_1^2 + x_2^2}}, \end{cases} \quad \text{and} \quad \begin{cases} \cos(\theta) = c; \\ \sin(\theta) = s. \end{cases}$$

This implies that $\cos(\theta + \alpha) = \cos(\theta)\cos(\alpha) - \sin(\theta)\sin(\alpha)$. If we can show that $\cos(\theta + \alpha) = \cos(\theta)\cos(\alpha) - \sin(\theta)\sin(\alpha)$ is equal to $\frac{y_1}{\sqrt{y_1^2 + y_2^2}}$, then we complete the proof.

For the former one, $\cos(\theta + \alpha) = \cos(\theta)\cos(\alpha) - \sin(\theta)\sin(\alpha) = \frac{c \cdot x_1 - s \cdot x_2}{\sqrt{x_1^2 + x_2^2}}$. For the latter one, it can be verified that $\sqrt{y_1^2 + y_2^2} = \sqrt{x_1^2 + x_2^2}$, and $\frac{y_1}{\sqrt{y_1^2 + y_2^2}} = \frac{c \cdot x_1 - s \cdot x_2}{\sqrt{x_1^2 + x_2^2}}$. This completes the proof. Similarly, we can also show that the angle between vectors $\mathbf{y} = \mathbf{G}\mathbf{x}$ and \mathbf{x} is also θ in Figure 3.7(b), and the rotation is clockwise.

It can be easily verified that the n -th order Givens rotation (Definition 2.13) is an orthogonal matrix with a determinant of 1. For any vector $\mathbf{x} = [x_1, x_2, \dots, x_n]^\top \in \mathbb{R}^n$, applying a Givens rotation yields $\mathbf{y} = \mathbf{G}_{kl}\mathbf{x}$ (the subscripts k, l indicate the rotations occur **in plane k and l**), where

$$\begin{cases} y_k = c \cdot x_k + s \cdot x_l, \\ y_l = -s \cdot x_k + c \cdot x_l, \\ y_j = x_j. \end{cases} \quad (j \neq k, l)$$

In other words, a Givens rotation applied to \mathbf{x} rotates two components of \mathbf{x} by an angle θ , leaving all other components unchanged. When $\sqrt{x_k^2 + x_l^2} \neq 0$, let $c = \frac{x_k}{\sqrt{x_k^2 + x_l^2}}$ and

$s = \frac{x_l}{\sqrt{x_k^2 + x_l^2}}$. Then,

$$\begin{cases} y_k = \sqrt{x_k^2 + x_l^2}, \\ y_l = 0, \\ y_j = x_j. \end{cases} \quad (j \neq k, l)$$

This result is critical for implementing the QR decomposition using Givens rotations.

Corollary 3.8: (Basis Transformation Using Forward Givens Rotations) For any vector $\mathbf{x} \in \mathbb{R}^n$, there exist a set of Givens rotations $\{\mathbf{G}_{12}, \mathbf{G}_{13}, \dots, \mathbf{G}_{1n}\}$ such that $\mathbf{G}_{1n} \dots \mathbf{G}_{13} \mathbf{G}_{12} \mathbf{x} = \|\mathbf{x}\| \mathbf{e}_1$, where $\mathbf{e}_1 \in \mathbb{R}^n$ is the first unit basis in \mathbb{R}^n .

Proof [of Corollary 3.8] From the earlier result, we can construct a sequence of Givens rotations $\mathbf{G}_{12}, \mathbf{G}_{13}$, and \mathbf{G}_{14} such that

$$\mathbf{G}_{12} \mathbf{x} = \left[\sqrt{x_1^2 + x_2^2}, 0, x_3, \dots, x_n \right]^\top,$$

$$\mathbf{G}_{13} \mathbf{G}_{12} \mathbf{x} = \left[\sqrt{x_1^2 + x_2^2 + x_3^2}, 0, 0, x_4, \dots, x_n \right]^\top,$$

and

$$\mathbf{G}_{14} \mathbf{G}_{13} \mathbf{G}_{12} \mathbf{x} = \left[\sqrt{x_1^2 + x_2^2 + x_3^2 + x_4^2}, 0, 0, 0, x_5, \dots, x_n \right]^\top.$$

By continuing this process, we eventually obtain: $\mathbf{G}_{1n} \dots \mathbf{G}_{13} \mathbf{G}_{12} = \|\mathbf{x}\| \mathbf{e}_1$. ■

Remark 3.9 (Basis Transformation Using Reverse Givens Rotations). In Corollary 3.8, the Givens rotations are applied in forward order, introducing zeros from the second entry to the second entry to the n -th entry. However, in some cases, it may be desirable to apply the rotations in reverse order, introducing zeros from the n -th entry to the second entry, such that $\mathbf{G}_{12} \mathbf{G}_{13} \dots \mathbf{G}_{1n} \mathbf{x} = \|\mathbf{x}\| \mathbf{e}_1$, where $\mathbf{e}_1 \in \mathbb{R}^n$ is the first unit basis in \mathbb{R}^n .

The procedure is analogous to the forward case. Specifically, we construct Givens rotations $\mathbf{G}_{1n}, \mathbf{G}_{1,(n-1)}, \mathbf{G}_{1,(n-2)}$ as follows:

$$\mathbf{G}_{1n} \mathbf{x} = \left[\sqrt{x_1^2 + x_n^2}, x_2, x_3, \dots, x_{n-1}, 0 \right]^\top,$$

$$\mathbf{G}_{1,(n-1)} \mathbf{G}_{1n} \mathbf{x} = \left[\sqrt{x_1^2 + x_{n-1}^2 + x_n^2}, x_2, x_3, \dots, x_{n-2}, 0, 0 \right]^\top,$$

$$\mathbf{G}_{1,(n-2)} \mathbf{G}_{1,(n-1)} \mathbf{G}_{1n} \mathbf{x} = \left[\sqrt{x_1^2 + x_{n-2}^2 + x_{n-1}^2 + x_n^2}, x_2, x_3, \dots, x_{n-3}, 0, 0, 0 \right]^\top.$$

Continuing this process, we ultimately obtain: $\mathbf{G}_{12} \mathbf{G}_{13} \dots \mathbf{G}_{1n} \mathbf{x} = \|\mathbf{x}\| \mathbf{e}_1$.

Alternatively, there exists a sequence of rotations $\{\mathbf{G}_{12}, \mathbf{G}_{23}, \dots, \mathbf{G}_{(n-1),n}\}$ such that $\mathbf{G}_{12} \mathbf{G}_{23} \dots \mathbf{G}_{(n-1),n} \mathbf{x} = \|\mathbf{x}\| \mathbf{e}_1$, where

$$\mathbf{G}_{(n-1),n} \mathbf{x} = \left[x_1, x_2, \dots, x_{n-2}, \sqrt{x_{n-1}^2 + x_n^2}, 0 \right]^\top,$$

$$\mathbf{G}_{(n-2),(n-1)}\mathbf{G}_{(n-1),n}\mathbf{x} = \left[x_1, x_2, \dots, x_{n-3}, \sqrt{x_{n-2}^2 + x_{n-1}^2 + x_n^2}, 0, 0 \right]^\top,$$

and

$$\mathbf{G}_{(n-3),(n-2)}\mathbf{G}_{(n-2),(n-1)}\mathbf{G}_{(n-1),n}\mathbf{x} = \left[x_1, x_2, \dots, x_{n-4}, \sqrt{x_{n-3}^2 + x_{n-2}^2 + x_{n-1}^2 + x_n^2}, 0, 0, 0 \right]^\top.$$

By continuing this process, we ultimately obtain: $\mathbf{G}_{12}\mathbf{G}_{23}\dots\mathbf{G}_{(n-1),n}\mathbf{x} = \|\mathbf{x}\| \mathbf{e}_1$.

This backward application of Givens rotations will prove useful in the context of rank-one updates to the QR decomposition (Section 3.17).

From Corollary 3.8 mentioned earlier, we can introduce zeros by **rotating** the columns of the matrix to align with a basis vector \mathbf{e}_1 , where all entries except the first entry are zero. Let $\mathbf{A} = [\mathbf{a}_1, \mathbf{a}_2, \dots, \mathbf{a}_n] \in \mathbb{R}^{m \times n}$ be the column partition of \mathbf{A} , and let

$$\mathbf{G}_1 = \mathbf{G}_{1m} \dots \mathbf{G}_{13}\mathbf{G}_{12}, \quad (3.10)$$

where \mathbf{e}_1 here is the first unit basis in \mathbb{R}^m , i.e., $\mathbf{e}_1 = [1; 0; 0; \dots; 0] \in \mathbb{R}^m$. Then,

$$\mathbf{G}_1\mathbf{A} = [\mathbf{G}_1\mathbf{a}_1, \mathbf{G}_1\mathbf{a}_2, \dots, \mathbf{G}_1\mathbf{a}_n] = \begin{bmatrix} \|\mathbf{a}_1\| & \mathbf{R}_{1,2:n} \\ \mathbf{0} & \mathbf{B}_2 \end{bmatrix}, \quad (3.11)$$

which rotates \mathbf{a}_1 to $\|\mathbf{a}_1\| \mathbf{e}_1$ and introduces zeros below the diagonal in the first column.

Next, we apply this process to \mathbf{B}_2 in Equation (3.11) to make all entries below the (2,2)-th entry zero. Suppose $\mathbf{B}_2 = [\mathbf{b}_2, \mathbf{b}_3, \dots, \mathbf{b}_n]$, and let

$$\mathbf{G}_2 = \mathbf{G}_{2m} \dots \mathbf{G}_{24}\mathbf{G}_{23},$$

where $\mathbf{G}_{2n}, \dots, \mathbf{G}_{24}, \mathbf{G}_{23}$ can be inferred from the context. Then,

$$\mathbf{G}_2\mathbf{G}_1\mathbf{A} = [\mathbf{G}_2\mathbf{G}_1\mathbf{a}_1, \mathbf{G}_2\mathbf{G}_1\mathbf{a}_2, \dots, \mathbf{G}_2\mathbf{G}_1\mathbf{a}_n] = \begin{bmatrix} \|\mathbf{a}_1\| & r_{12} & \mathbf{R}_{1,3:n} \\ 0 & \|\mathbf{b}_2\| & \mathbf{R}_{2,3:n} \\ \mathbf{0} & \mathbf{0} & \mathbf{C}_3 \end{bmatrix}.$$

This process can continue, and we will ultimately triangularize the matrix \mathbf{A} as $\mathbf{A} = (\mathbf{G}_n\mathbf{G}_{n-1}\dots\mathbf{G}_1)^{-1}\mathbf{R} = \mathbf{Q}\mathbf{R}$. Since each matrix \mathbf{G}_i is orthogonal for $i \in \{1, 2, \dots, n\}$, we have $\mathbf{Q} = (\mathbf{G}_n\mathbf{G}_{n-1}\dots\mathbf{G}_1)^{-1} = \mathbf{G}_1^\top\mathbf{G}_2^\top\dots\mathbf{G}_n^\top$, and

$$\begin{aligned} \mathbf{G}_1^\top\mathbf{G}_2^\top\dots\mathbf{G}_n^\top &= (\mathbf{G}_n\dots\mathbf{G}_2\mathbf{G}_1)^\top \\ &= \{(\mathbf{G}_{nm}\dots\mathbf{G}_{n,(n+1)})\dots(\mathbf{G}_{2m}\dots\mathbf{G}_{23})(\mathbf{G}_{1m}\dots\mathbf{G}_{12})\}^\top. \end{aligned} \quad (3.12)$$

In practice, the Givens rotation algorithm outperforms the Householder algorithm when \mathbf{A} already contains many zeros below the main diagonal. Therefore, Givens rotations are particularly suited for rank-one changes in the QR decomposition, as these changes introduce only a small number of nonzero values (Section 3.17). An example of a 5×4 matrix is presented below, where \boxtimes represents a value that is not necessarily zero, and **boldface** indicates the value has just been changed.

Givens rotations in \mathbf{G}_1 . For a 5×4 example, we can express $\mathbf{G}_1 = \mathbf{G}_{15}\mathbf{G}_{14}\mathbf{G}_{13}\mathbf{G}_{12}$. The process is shown below:

$$\begin{bmatrix} \boxtimes & \boxtimes & \boxtimes & \boxtimes \\ \boxtimes & \boxtimes & \boxtimes & \boxtimes \\ \boxtimes & \boxtimes & \boxtimes & \boxtimes \\ \boxtimes & \boxtimes & \boxtimes & \boxtimes \\ \boxtimes & \boxtimes & \boxtimes & \boxtimes \end{bmatrix} \xrightarrow{\mathbf{G}_{12}} \begin{bmatrix} \boxtimes & \boxtimes & \boxtimes & \boxtimes \\ \mathbf{0} & \boxtimes & \boxtimes & \boxtimes \\ \boxtimes & \boxtimes & \boxtimes & \boxtimes \\ \boxtimes & \boxtimes & \boxtimes & \boxtimes \\ \boxtimes & \boxtimes & \boxtimes & \boxtimes \end{bmatrix} \xrightarrow{\mathbf{G}_{13}} \begin{bmatrix} \boxtimes & \boxtimes & \boxtimes & \boxtimes \\ 0 & \boxtimes & \boxtimes & \boxtimes \\ \mathbf{0} & \boxtimes & \boxtimes & \boxtimes \\ \boxtimes & \boxtimes & \boxtimes & \boxtimes \\ \boxtimes & \boxtimes & \boxtimes & \boxtimes \end{bmatrix} \xrightarrow{\mathbf{G}_{14}} \begin{bmatrix} \boxtimes & \boxtimes & \boxtimes & \boxtimes \\ 0 & \boxtimes & \boxtimes & \boxtimes \\ 0 & \boxtimes & \boxtimes & \boxtimes \\ \mathbf{0} & \boxtimes & \boxtimes & \boxtimes \\ \boxtimes & \boxtimes & \boxtimes & \boxtimes \end{bmatrix} \xrightarrow{\mathbf{G}_{15}} \begin{bmatrix} \boxtimes & \boxtimes & \boxtimes & \boxtimes \\ 0 & \boxtimes & \boxtimes & \boxtimes \\ 0 & \boxtimes & \boxtimes & \boxtimes \\ 0 & \boxtimes & \boxtimes & \boxtimes \\ \mathbf{0} & \boxtimes & \boxtimes & \boxtimes \end{bmatrix}.$$

\mathbf{A} $\mathbf{G}_{12}\mathbf{A}$ $\mathbf{G}_{13}\mathbf{G}_{12}\mathbf{A}$ $\mathbf{G}_{14}\mathbf{G}_{13}\mathbf{G}_{12}\mathbf{A}$ $\mathbf{G}_{15}\mathbf{G}_{14}\mathbf{G}_{13}\mathbf{G}_{12}\mathbf{A}$

Givens rotation as a big picture. When we consider $\mathbf{G}_1, \mathbf{G}_2, \mathbf{G}_3, \mathbf{G}_4$ as a single matrix, we have:

$$\begin{bmatrix} \boxtimes & \boxtimes & \boxtimes & \boxtimes \\ \boxtimes & \boxtimes & \boxtimes & \boxtimes \\ \boxtimes & \boxtimes & \boxtimes & \boxtimes \\ \boxtimes & \boxtimes & \boxtimes & \boxtimes \\ \boxtimes & \boxtimes & \boxtimes & \boxtimes \end{bmatrix} \xrightarrow{\mathbf{G}_1} \begin{bmatrix} \boxtimes & \boxtimes & \boxtimes & \boxtimes \\ \mathbf{0} & \boxtimes & \boxtimes & \boxtimes \\ \boxtimes & \boxtimes & \boxtimes & \boxtimes \\ \mathbf{0} & \boxtimes & \boxtimes & \boxtimes \\ \mathbf{0} & \boxtimes & \boxtimes & \boxtimes \end{bmatrix} \xrightarrow{\mathbf{G}_2} \begin{bmatrix} \boxtimes & \boxtimes & \boxtimes & \boxtimes \\ \mathbf{0} & \boxtimes & \boxtimes & \boxtimes \\ \mathbf{0} & \mathbf{0} & \boxtimes & \boxtimes \\ \mathbf{0} & \mathbf{0} & \boxtimes & \boxtimes \\ \mathbf{0} & \mathbf{0} & \boxtimes & \boxtimes \end{bmatrix} \xrightarrow{\mathbf{G}_3} \begin{bmatrix} \boxtimes & \boxtimes & \boxtimes & \boxtimes \\ \mathbf{0} & \boxtimes & \boxtimes & \boxtimes \\ \mathbf{0} & \mathbf{0} & \boxtimes & \boxtimes \\ \mathbf{0} & \mathbf{0} & \mathbf{0} & \boxtimes \\ \mathbf{0} & \mathbf{0} & \mathbf{0} & \boxtimes \end{bmatrix} \xrightarrow{\mathbf{G}_4} \begin{bmatrix} \boxtimes & \boxtimes & \boxtimes & \boxtimes \\ \mathbf{0} & \boxtimes & \boxtimes & \boxtimes \\ \mathbf{0} & \mathbf{0} & \boxtimes & \boxtimes \\ \mathbf{0} & \mathbf{0} & \mathbf{0} & \boxtimes \\ \mathbf{0} & \mathbf{0} & \mathbf{0} & \mathbf{0} \end{bmatrix}.$$

$\mathbf{A} \qquad \mathbf{G}_1\mathbf{A} \qquad \mathbf{G}_2\mathbf{G}_1\mathbf{A} \qquad \mathbf{G}_3\mathbf{G}_2\mathbf{G}_1\mathbf{A} \qquad \mathbf{G}_4\mathbf{G}_3\mathbf{G}_2\mathbf{G}_1\mathbf{A}$

Orders to introduce the zeros. The use of Givens rotations in the QR decomposition provides flexibility in choosing the order for introducing zeros in \mathbf{R} . In our approach, we introduce zeros column by column; however, an alternative method is to introduce zeros row by row.

3.14. Uniqueness of the QR Decomposition

The results of the QR decomposition using the Gram-Schmidt process, the Householder algorithm, and the Givens algorithm can vary. Even within the Householder algorithm, different approaches exist for selecting the sign of r_1 in Equation (3.8). As a result, the QR decomposition of a matrix is not necessarily unique.

However, if the procedure described in the Gram-Schmidt process is followed, or if the sign in the Householder algorithm is chosen systematically, the decomposition is unique. The uniqueness of the *reduced* QR decomposition for a full-column-rank matrix \mathbf{A} is guaranteed when the diagonal elements of \mathbf{R} are positive, as shown by inductive analysis (Lu, 2021c). Here, we provide an alternative proof for the uniqueness of the *reduced* QR decomposition, assuming the diagonal elements of \mathbf{R} are positive. This proof also sheds light on the *implicit Q theorem* in Hessenberg decomposition (Section 8.4) and tridiagonal decomposition (Theorem 8.7).

Corollary 3.10: (Uniqueness of the reduced QR Decomposition) Suppose \mathbf{A} be an $m \times n$ matrix with full column rank n , where $m \geq n$. Then, the *reduced* QR decomposition is **unique** if the main diagonal values of \mathbf{R} are positive.

Proof [of Corollary 3.10] Suppose the *reduced* QR decomposition is not unique. In that case, it can be extended into a *full* QR decomposition, and we can find two such full decompositions, so that $\mathbf{A} = \mathbf{Q}_1\mathbf{R}_1 = \mathbf{Q}_2\mathbf{R}_2$. This implies $\mathbf{R}_1 = \mathbf{Q}_1^{-1}\mathbf{Q}_2\mathbf{R}_2 = \mathbf{V}\mathbf{R}_2$, where $\mathbf{V} = \mathbf{Q}_1^{-1}\mathbf{Q}_2$ is an orthogonal matrix. Expanding this equation gives:

$$\mathbf{R}_1 = \begin{bmatrix} r_{11} & r_{12} & \cdots & r_{1n} \\ & r_{22} & \cdots & r_{2n} \\ & \mathbf{0} & \ddots & \vdots \\ & & & r_{nn} \\ \mathbf{0} & \mathbf{0} & \cdots & \mathbf{0} \end{bmatrix} = \begin{bmatrix} v_{11} & v_{12} & \cdots & v_{1m} \\ v_{21} & v_{22} & \cdots & v_{2m} \\ \vdots & \vdots & \ddots & \vdots \\ v_{m1} & v_{m2} & \cdots & v_{mm} \end{bmatrix} \begin{bmatrix} s_{11} & s_{12} & \cdots & s_{1n} \\ & s_{22} & \cdots & s_{2n} \\ \mathbf{0} & \ddots & \vdots & \\ \mathbf{0} & \mathbf{0} & \cdots & s_{nn} \\ \mathbf{0} & \mathbf{0} & \cdots & \mathbf{0} \end{bmatrix} = \mathbf{V}\mathbf{R}_2,$$

This implies

$$r_{11} = v_{11}s_{11}, \quad v_{21} = v_{31} = v_{41} = \cdots = v_{m1} = 0.$$

Since \mathbf{V} is an orthogonal matrix and its columns are mutually orthonormal, with the first column having a norm of 1, it follows that $v_{11} = \pm 1$. By assumption, $r_{ii} > 0$ and $s_{ii} > 0$ for $i \in \{1, 2, \dots, n\}$, meaning that $r_{11} > 0$ and $s_{11} > 0$, so v_{11} must be positive 1. Since \mathbf{V} is an orthogonal matrix, we also have

$$v_{12} = v_{13} = v_{14} = \cdots = v_{1m} = 0.$$

By applying this reasoning to the submatrices of \mathbf{R}_1 , \mathbf{V} , and \mathbf{R}_2 , we find that the upper-left submatrix of \mathbf{V} is the identity: $\mathbf{V}[1:n, 1:n] = \mathbf{I}_n$, indicating $\mathbf{R}_1 = \mathbf{R}_2$. This implies $\mathbf{Q}_1[:, 1:n] = \mathbf{Q}_2[:, 1:n]$ and leads to a contradiction such that the reduced QR decomposition is unique. ■

3.15. LQ, RRLQ, QL, RQ Decomposition

We previously established the existence of the QR decomposition via the Gram-Schmidt process, which is applied to the column space of a matrix $\mathbf{A} = [\mathbf{a}_1, \mathbf{a}_2, \dots, \mathbf{a}_n] \in \mathbb{R}^{m \times n}$. However, in many applications (see [Schilders \(2009\)](#)), there is also interest in the row space of a matrix $\mathbf{B} = [\mathbf{b}_1^\top; \mathbf{b}_2^\top; \dots; \mathbf{b}_m^\top] \in \mathbb{R}^{m \times n}$, where \mathbf{b}_i is the i -th row of \mathbf{B} . The successive spaces spanned by the rows $\mathbf{b}_1, \mathbf{b}_2, \dots$ of \mathbf{B} are

$$\mathcal{C}([\mathbf{b}_1]) \subseteq \mathcal{C}([\mathbf{b}_1, \mathbf{b}_2]) \subseteq \mathcal{C}([\mathbf{b}_1, \mathbf{b}_2, \mathbf{b}_3]) \subseteq \dots$$

The QR decomposition has a counterpart that characterizes the orthogonal row space. When we perform the QR decomposition on $\mathbf{B}^\top = \mathbf{Q}_0 \mathbf{R}$, we obtain the LQ decomposition of the matrix $\mathbf{B} = \mathbf{L} \mathbf{Q}$, where $\mathbf{Q} = \mathbf{Q}_0^\top$ and $\mathbf{L} = \mathbf{R}^\top$. The LQ decomposition is helpful in demonstrating the existence of the UTV decomposition in the following chapter.

Theorem 3.11: (LQ Decomposition) Any $m \times n$ matrix \mathbf{B} (whether it has linearly independent or dependent rows) with $n \geq m$ can be decomposed as

$$\mathbf{B} = \mathbf{L} \mathbf{Q},$$

where

1. **Reduced:** \mathbf{L} is an $m \times m$ lower triangular matrix, and \mathbf{Q} is $m \times n$ with orthonormal rows, known as the **reduced LQ decomposition**;

2. **Full:** \mathbf{L} is an $m \times n$ lower triangular matrix, and \mathbf{Q} is $n \times n$ with orthonormal rows, known as the **full LQ decomposition**. If we further restrict the lower triangular matrix to be square, the full LQ decomposition can be written as:

$$\mathbf{B} = [\mathbf{L}_0 \quad \mathbf{0}] \mathbf{Q},$$

where \mathbf{L}_0 is an $m \times m$ square lower triangular matrix.

Row-pivoted LQ (RPLQ). Similar to the column-pivoted QR discussed in Section 3.9, there exists a *row-pivoted LQ (RPLQ)* decomposition for a rank- r matrix $\mathbf{B} \in \mathbb{R}^{m \times n}$:

$$\left\{ \begin{array}{l} \text{Reduced RPLQ:} \\ \text{Full RPLQ:} \end{array} \right. \quad \mathbf{P} \mathbf{B} = \underbrace{\begin{bmatrix} \mathbf{L}_{11} \\ \mathbf{L}_{21} \end{bmatrix}}_{m \times r} \underbrace{\mathbf{Q}_r}_{r \times n};$$

$$\left. \begin{array}{l} \\ \end{array} \right\} \quad \mathbf{P} \mathbf{B} = \underbrace{\begin{bmatrix} \mathbf{L}_{11} & \mathbf{0} \\ \mathbf{L}_{21} & \mathbf{0} \end{bmatrix}}_{m \times m} \underbrace{\mathbf{Q}}_{m \times n},$$

where $\mathbf{L}_{11} \in \mathbb{R}^{r \times r}$ is lower triangular, \mathbf{Q}_r or $\mathbf{Q}_{1:r,:}$ spans the same row space as \mathbf{B} , and \mathbf{P} is a permutation matrix that interchanges independent rows into the upper-most rows.

Exercise 3.12 (QL and RQ Decomposition). Let $\mathbf{A} \in \mathbb{R}^{m \times n}$ with $m \geq n$. Show that there exists a permutation matrix \mathbf{P} such that $\mathbf{AP} = \mathbf{QL}$, where \mathbf{Q} is orthogonal and \mathbf{L} is lower triangular. Similarly, let $\mathbf{B} \in \mathbb{R}^{m \times n}$ with $m \leq n$. Show that there exists a permutation matrix \mathbf{P} such that $\mathbf{PB} = \mathbf{RQ}$, where \mathbf{Q} is orthogonal and \mathbf{R} is upper triangular.

3.16. Two-Sided Orthogonal Decomposition

To this end, an immediate consequence of the CPQR and RPLQ decompositions is the *two-sided orthogonal decomposition*, which simultaneously finds the orthonormal row and column bases of a matrix.

Theorem 3.13: (Two-Sided Orthogonal Decomposition) Given a square matrix $\mathbf{A} \in \mathbb{R}^{n \times n}$ with rank r , the full CPQR and RPLQ of \mathbf{A} are given by

$$\mathbf{AP}_1 = \mathbf{Q}_1 \begin{bmatrix} \mathbf{R}_{11} & \mathbf{R}_{12} \\ \mathbf{0} & \mathbf{0} \end{bmatrix} \quad \text{and} \quad \mathbf{P}_2\mathbf{A} = \begin{bmatrix} \mathbf{L}_{11} & \mathbf{0} \\ \mathbf{L}_{21} & \mathbf{0} \end{bmatrix} \mathbf{Q}_2$$

respectively. Then, we obtain:

$$\mathbf{APA} = \mathbf{Q}_1 \underbrace{\begin{bmatrix} \mathbf{R}_{11}\mathbf{L}_{11} + \mathbf{R}_{12}\mathbf{L}_{21} & \mathbf{0} \\ \mathbf{0} & \mathbf{0} \end{bmatrix}}_{\text{rank } r} \mathbf{Q}_2,$$

where the first r columns of \mathbf{Q}_1 span the same column space as \mathbf{A} , the first r rows of \mathbf{Q}_2 span the same row space as \mathbf{A} , and \mathbf{P} is a permutation matrix. This decomposition is called the *two-sided orthogonal decomposition*.

This decomposition exhibits a similarity with the singular value decomposition (SVD): $\mathbf{A} = \mathbf{U}\mathbf{\Sigma}\mathbf{V}^\top$, where the first r columns of \mathbf{U} span the same column space as \mathbf{A} and the first r columns of \mathbf{V} span the same row space as \mathbf{A} (we shall see in Proposition 13.8). Thus, the two-sided orthogonal decomposition can be considered a computationally inexpensive alternative to the SVD.

Proposition 3.14: (Four Orthonormal Basis) Given the two-sided orthogonal decomposition of the matrix $\mathbf{A} \in \mathbb{R}^{n \times n}$ with rank r : $\mathbf{APA} = \mathbf{UFV}^\top$, where $\mathbf{U} = [\mathbf{u}_1, \mathbf{u}_2, \dots, \mathbf{u}_n]$ and $\mathbf{V} = [\mathbf{v}_1, \mathbf{v}_2, \dots, \mathbf{v}_n]$ are the column partitions of \mathbf{U} and \mathbf{V} , respectively, the following properties hold:

- $\{\mathbf{v}_1, \mathbf{v}_2, \dots, \mathbf{v}_r\}$ is an orthonormal basis of $\mathcal{C}(\mathbf{A}^\top)$;
- $\{\mathbf{v}_{r+1}, \mathbf{v}_{r+2}, \dots, \mathbf{v}_n\}$ is an orthonormal basis of $\mathcal{N}(\mathbf{A})$;
- $\{\mathbf{u}_1, \mathbf{u}_2, \dots, \mathbf{u}_r\}$ is an orthonormal basis of $\mathcal{C}(\mathbf{A})$;
- $\{\mathbf{u}_{r+1}, \mathbf{u}_{r+2}, \dots, \mathbf{u}_n\}$ is an orthonormal basis of $\mathcal{N}(\mathbf{A}^\top)$.

3.17. Rank-One Changes

In Section 2.9, we discussed the rank-one update and downdate of the Cholesky decomposition. Similarly, the rank-one change of a matrix \mathbf{A}' of a matrix \mathbf{A} in the QR decomposition

To transform \mathbf{H} into a triangular matrix, we apply a sequence of Givens rotations $\mathbf{G}_{k,k+1}, \mathbf{G}_{k+1,k+2}, \dots, \mathbf{G}_{n-1,n}$ to eliminate specific off-diagonal entries $h_{k+1,k}, h_{k+2,k+1}, \dots, h_{n,n-1}$ of \mathbf{H} . The resulting triangular matrix \mathbf{R}' is computed as:

$$\mathbf{R}' = \mathbf{G}_{n-1,n} \dots \mathbf{G}_{k+1,k+2} \mathbf{G}_{k,k+1} \mathbf{Q}^\top \mathbf{A}'.$$

The updated orthogonal matrix is:

$$\mathbf{Q}' = (\mathbf{G}_{n-1,n} \dots \mathbf{G}_{k+1,k+2} \mathbf{G}_{k,k+1} \mathbf{Q}^\top)^\top = \mathbf{Q} \mathbf{G}_{k,k+1}^\top \mathbf{G}_{k+1,k+2}^\top \dots \mathbf{G}_{n-1,n}^\top, \quad (3.14)$$

such that $\mathbf{A}' = \mathbf{Q}' \mathbf{R}'$. The 6×5 example is shown as follows, where \boxtimes represents a value that is not necessarily zero, and **boldface** indicates the value has just been changed:

$$\begin{array}{c} \begin{bmatrix} \boxtimes & \boxtimes & \boxtimes & \boxtimes & \boxtimes \\ 0 & \boxtimes & \boxtimes & \boxtimes & \boxtimes \\ 0 & 0 & \boxtimes & \boxtimes & \boxtimes \\ 0 & 0 & 0 & \boxtimes & \boxtimes \\ 0 & 0 & 0 & 0 & \boxtimes \\ 0 & 0 & 0 & 0 & 0 \end{bmatrix} \xrightarrow{k=3} \begin{bmatrix} \boxtimes & \boxtimes & \boxtimes & \boxtimes \\ 0 & \boxtimes & \boxtimes & \boxtimes \\ 0 & 0 & \boxtimes & \boxtimes \\ 0 & 0 & \boxtimes & \boxtimes \\ 0 & 0 & 0 & \boxtimes \\ 0 & 0 & 0 & 0 \end{bmatrix} \xrightarrow{\mathbf{G}_{34}} \begin{bmatrix} \boxtimes & \boxtimes & \boxtimes & \boxtimes \\ 0 & \boxtimes & \boxtimes & \boxtimes \\ 0 & 0 & \boxtimes & \boxtimes \\ 0 & 0 & \mathbf{0} & \boxtimes \\ 0 & 0 & 0 & \boxtimes \\ 0 & 0 & 0 & 0 \end{bmatrix} \xrightarrow{\mathbf{G}_{45}} \begin{bmatrix} \boxtimes & \boxtimes & \boxtimes & \boxtimes \\ 0 & \boxtimes & \boxtimes & \boxtimes \\ 0 & 0 & \boxtimes & \boxtimes \\ 0 & 0 & 0 & \boxtimes \\ 0 & 0 & 0 & \mathbf{0} \\ 0 & 0 & 0 & 0 \end{bmatrix} \\ \mathbf{R} = \mathbf{Q}^\top \mathbf{A} \qquad \mathbf{H} = \mathbf{Q}^\top \mathbf{A}' \qquad \mathbf{G}_{34} \mathbf{H} \qquad \mathbf{G}_{45} \mathbf{G}_{34} \mathbf{H} \end{array}$$

Appending a column. Similarly, consider the case where a vector \mathbf{w} is appended as the $(k+1)$ -th column of \mathbf{A} , resulting in $\tilde{\mathbf{A}} = [\mathbf{a}_1, \mathbf{a}_k, \mathbf{w}, \mathbf{a}_{k+1}, \dots, \mathbf{a}_n]$. The goal is to efficiently compute the QR decomposition of $\tilde{\mathbf{A}}$. Applying the orthogonal transformation \mathbf{Q}^\top , we have

$$\mathbf{Q}^\top \tilde{\mathbf{A}} = [\mathbf{Q}^\top \mathbf{a}_1, \dots, \mathbf{Q}^\top \mathbf{a}_k, \mathbf{Q}^\top \mathbf{w}, \mathbf{Q}^\top \mathbf{a}_{k+1}, \dots, \mathbf{Q}^\top \mathbf{a}_n] = \tilde{\mathbf{H}}.$$

Next, a sequence of Givens rotations $\mathbf{J}_{m-1,m}, \mathbf{J}_{m-2,m-1}, \dots, \mathbf{J}_{k+1,k+2}$ can be applied to zero out the elements $\tilde{h}_{m,k+1}, \tilde{h}_{m-1,k+1}, \dots, \tilde{h}_{k+2,k+1}$ in $\tilde{\mathbf{H}}$, transforming it into an upper triangular matrix:

$$\tilde{\mathbf{R}} = \mathbf{J}_{k+1,k+2} \dots \mathbf{J}_{m-2,m-1} \mathbf{J}_{m-1,m} \mathbf{Q}^\top \tilde{\mathbf{A}}.$$

To illustrate, suppose $\tilde{\mathbf{H}}$ is a 6×5 matrix, and $k = 2$. Below is an example where \boxtimes represents a value that is not necessarily zero, and **boldface** indicates the value has just been changed:

$$\begin{array}{c} \begin{bmatrix} \boxtimes & \boxtimes & \boxtimes & \boxtimes & \boxtimes \\ 0 & \boxtimes & \boxtimes & \boxtimes & \boxtimes \\ 0 & 0 & \boxtimes & \boxtimes & \boxtimes \\ 0 & 0 & \boxtimes & 0 & \boxtimes \\ 0 & 0 & \boxtimes & 0 & 0 \\ 0 & 0 & \boxtimes & 0 & 0 \end{bmatrix} \xrightarrow{\mathbf{J}_{56}} \begin{bmatrix} \boxtimes & \boxtimes & \boxtimes & \boxtimes & \boxtimes \\ 0 & \boxtimes & \boxtimes & \boxtimes & \boxtimes \\ 0 & 0 & \boxtimes & \boxtimes & \boxtimes \\ 0 & 0 & \boxtimes & 0 & \boxtimes \\ 0 & 0 & \mathbf{0} & 0 & 0 \\ 0 & 0 & \mathbf{0} & 0 & 0 \end{bmatrix} \xrightarrow{\mathbf{J}_{45}} \begin{bmatrix} \boxtimes & \boxtimes & \boxtimes & \boxtimes & \boxtimes \\ 0 & \boxtimes & \boxtimes & \boxtimes & \boxtimes \\ 0 & 0 & \boxtimes & \boxtimes & \boxtimes \\ 0 & 0 & \mathbf{0} & 0 & \boxtimes \\ 0 & 0 & \mathbf{0} & 0 & \boxtimes \\ 0 & 0 & 0 & 0 & 0 \end{bmatrix} \xrightarrow{\mathbf{J}_{34}} \begin{bmatrix} \boxtimes & \boxtimes & \boxtimes & \boxtimes & \boxtimes \\ 0 & \boxtimes & \boxtimes & \boxtimes & \boxtimes \\ 0 & 0 & \mathbf{0} & \boxtimes & \boxtimes \\ 0 & 0 & \mathbf{0} & \mathbf{0} & \boxtimes \\ 0 & 0 & 0 & 0 & \boxtimes \\ 0 & 0 & 0 & 0 & 0 \end{bmatrix} \\ \tilde{\mathbf{H}} \qquad \mathbf{J}_{56} \tilde{\mathbf{H}} \rightarrow \tilde{h}_{63} = 0 \qquad \mathbf{J}_{45} \mathbf{J}_{56} \tilde{\mathbf{H}} \rightarrow \tilde{h}_{53} = 0 \qquad \mathbf{J}_{34} \mathbf{J}_{45} \mathbf{J}_{56} \tilde{\mathbf{H}} \rightarrow \tilde{h}_{43} = 0 \end{array}$$

Finally, the orthogonal matrix is computed as

$$\tilde{\mathbf{Q}} = (\mathbf{J}_{k+1,k+2} \dots \mathbf{J}_{m-2,m-1} \mathbf{J}_{m-1,m} \mathbf{Q}^\top)^\top = \mathbf{Q} \mathbf{J}_{m-1,m}^\top \mathbf{J}_{m-2,m-1}^\top \dots \mathbf{J}_{k+1,k+2}^\top, \quad (3.15)$$

such that $\tilde{\mathbf{A}} = \tilde{\mathbf{Q}} \tilde{\mathbf{R}}$.

Real world application. This method is particularly valuable for efficient variable selection in least squares problems using QR decomposition. At each step, a column of the data matrix \mathbf{A} is removed, and an F -test is performed to evaluate the significance of the corresponding variable. Insignificant variables are eliminated, simplifying the model and improving interpretability (Lu, 2021e).

3.19. Appending or Deleting a Row

Similarly, we may need to append or delete a row from the observed matrix. The goal is to efficiently compute the QR decomposition of the updated matrix.

Appending a row. Suppose the full QR decomposition of $\mathbf{A} \in \mathbb{R}^{m \times n}$ is given by $\mathbf{A} = \begin{bmatrix} \mathbf{A}_1 \\ \mathbf{A}_2 \end{bmatrix} = \mathbf{Q}\mathbf{R}$, where $\mathbf{A}_1 \in \mathbb{R}^{k \times n}$ and $\mathbf{A}_2 \in \mathbb{R}^{(m-k) \times n}$. Now, if we append a row, the resulting matrix is $\mathbf{A}' = \begin{bmatrix} \mathbf{A}_1 \\ \mathbf{w}^\top \\ \mathbf{A}_2 \end{bmatrix} \in \mathbb{R}^{(m+1) \times n}$. The objective is to find the full QR decomposition of \mathbf{A}' efficiently. To do this, we construct a permutation matrix

$$\mathbf{P} = \begin{bmatrix} \mathbf{0} & \mathbf{1} & \mathbf{0} \\ \mathbf{I}_k & \mathbf{0} & \mathbf{0} \\ \mathbf{0} & \mathbf{0} & \mathbf{I}_{m-k} \end{bmatrix} \rightarrow \mathbf{P} \begin{bmatrix} \mathbf{A}_1 \\ \mathbf{w}^\top \\ \mathbf{A}_2 \end{bmatrix} = \begin{bmatrix} \mathbf{w}^\top \\ \mathbf{A}_1 \\ \mathbf{A}_2 \end{bmatrix} \implies \begin{bmatrix} 1 & \mathbf{0} \\ \mathbf{0} & \mathbf{Q}^\top \end{bmatrix} \mathbf{P}\mathbf{A}' = \begin{bmatrix} \mathbf{w}^\top \\ \mathbf{R} \end{bmatrix} = \mathbf{H}$$

is upper Hessenberg. Similarly, a set of rotations $\mathbf{G}_{12}, \mathbf{G}_{23}, \dots, \mathbf{G}_{n,n+1}$ can be applied to introduce zeros in the elements $h_{21}, h_{32}, \dots, h_{n+1,n}$ of \mathbf{H} . The triangular matrix \mathbf{R}' is given by

$$\mathbf{R}' = \mathbf{G}_{n,n+1} \dots \mathbf{G}_{23} \mathbf{G}_{12} \begin{bmatrix} 1 & \mathbf{0} \\ \mathbf{0} & \mathbf{Q}^\top \end{bmatrix} \mathbf{P}\mathbf{A}'.$$

The updated orthogonal matrix is computed as

$$\mathbf{Q}' = \left(\mathbf{G}_{n,n+1} \dots \mathbf{G}_{23} \mathbf{G}_{12} \begin{bmatrix} 1 & \mathbf{0} \\ \mathbf{0} & \mathbf{Q}^\top \end{bmatrix} \mathbf{P} \right)^\top = \mathbf{P}^\top \begin{bmatrix} 1 & \mathbf{0} \\ \mathbf{0} & \mathbf{Q} \end{bmatrix} \mathbf{G}_{12}^\top \mathbf{G}_{23}^\top \dots \mathbf{G}_{n,n+1}^\top,$$

such that $\mathbf{A}' = \mathbf{Q}'\mathbf{R}'$ is the QR decomposition of \mathbf{A}' .

Deleting a row. Suppose $\mathbf{A} = \begin{bmatrix} \mathbf{A}_1 \\ \mathbf{w}^\top \\ \mathbf{A}_2 \end{bmatrix} \in \mathbb{R}^{m \times n}$, where $\mathbf{A}_1 \in \mathbb{R}^{k \times n}$, $\mathbf{A}_2 \in \mathbb{R}^{(m-k-1) \times n}$, and the full QR decomposition given by $\mathbf{A} = \mathbf{Q}\mathbf{R}$, where $\mathbf{Q} \in \mathbb{R}^{m \times m}$ is orthogonal, and $\mathbf{R} \in \mathbb{R}^{m \times n}$ is upper triangular. We want to compute the full QR decomposition of $\tilde{\mathbf{A}} = \begin{bmatrix} \mathbf{A}_1 \\ \mathbf{A}_2 \end{bmatrix}$ efficiently (assuming $m-1 \geq n$). Analogously, to achieve this, construct a permutation matrix \mathbf{P} as follows:

$$\mathbf{P} = \begin{bmatrix} \mathbf{0} & \mathbf{1} & \mathbf{0} \\ \mathbf{I}_k & \mathbf{0} & \mathbf{0} \\ \mathbf{0} & \mathbf{0} & \mathbf{I}_{m-k-1} \end{bmatrix} \implies \mathbf{P}\mathbf{A} = \begin{bmatrix} \mathbf{0} & \mathbf{1} & \mathbf{0} \\ \mathbf{I}_k & \mathbf{0} & \mathbf{0} \\ \mathbf{0} & \mathbf{0} & \mathbf{I}_{m-k-1} \end{bmatrix} \begin{bmatrix} \mathbf{A}_1 \\ \mathbf{w}^\top \\ \mathbf{A}_2 \end{bmatrix} = \begin{bmatrix} \mathbf{w}^\top \\ \mathbf{A}_1 \\ \mathbf{A}_2 \end{bmatrix} = \mathbf{P}\mathbf{Q}\mathbf{R} = \mathbf{M}\mathbf{R},$$

where $\mathbf{M} = \mathbf{P}\mathbf{Q}$ is an orthogonal matrix. Let \mathbf{m}^\top denote the first row of \mathbf{M} . A series of Givens rotations, $\mathbf{G}_{m-1,m}, \mathbf{G}_{m-2,m-1}, \dots, \mathbf{G}_{1,2}$, can be applied to zero out the elements m_m, m_{m-1}, \dots, m_2 of \mathbf{m} , resulting in $\mathbf{G}_{1,2} \dots \mathbf{G}_{m-2,m-1} \mathbf{G}_{m-1,m} \mathbf{m} = \alpha \mathbf{e}_1$, where $\alpha = \pm 1$. Consequently,

$$\mathbf{G}_{1,2} \dots \mathbf{G}_{m-2,m-1} \mathbf{G}_{m-1,m} \mathbf{R} = \begin{bmatrix} \mathbf{v}^\top \\ \mathbf{R}_1 \end{bmatrix} \begin{matrix} 1 \\ m-1 \end{matrix},$$

which is upper Hessenberg with $\mathbf{R}_1 \in \mathbb{R}^{(m-1) \times n}$ being upper triangular. And

$$\mathbf{M}\mathbf{G}_{m-1,m}^\top \mathbf{G}_{m-2,m-1}^\top \dots \mathbf{G}_{1,2}^\top = \begin{bmatrix} \alpha & \mathbf{0} \\ \mathbf{0} & \mathbf{Q}_1 \end{bmatrix},$$

where $\mathbf{Q}_1 \in \mathbb{R}^{(m-1) \times (m-1)}$ is an orthogonal matrix. The bottom-left block of the above matrix is a zero vector because $\alpha = \pm 1$ and \mathbf{M} is orthogonal. To see this, let $\mathbf{G} =$

$\mathbf{G}_{m-1,m}^\top \mathbf{G}_{m-2,m-1}^\top \cdots \mathbf{G}_{1,2}^\top$, with its first column denoted as \mathbf{g} . Writing \mathbf{M} as the row partition $\mathbf{M} = [\mathbf{m}^\top; \mathbf{m}_2^\top; \mathbf{m}_3^\top; \dots; \mathbf{m}_m^\top]$, we have

$$\begin{aligned} \mathbf{m}^\top \mathbf{g} &= \pm 1 & \rightarrow & \mathbf{g} = \pm \mathbf{m}, \\ \mathbf{m}_i^\top \mathbf{m} &= 0, & \forall i &\in \{2, 3, \dots, m\}. \end{aligned}$$

Thus, we can write:

$$\begin{aligned} \mathbf{P}\mathbf{A} &= \mathbf{M}\mathbf{R} = (\mathbf{M}\mathbf{G}_{m-1,m}^\top \mathbf{G}_{m-2,m-1}^\top \cdots \mathbf{G}_{1,2}^\top)(\mathbf{G}_{1,2} \cdots \mathbf{G}_{m-2,m-1} \mathbf{G}_{m-1,m} \mathbf{R}) \\ &= \begin{bmatrix} \alpha & \mathbf{0} \\ \mathbf{0} & \mathbf{Q}_1 \end{bmatrix} \begin{bmatrix} \mathbf{v}^\top \\ \mathbf{R}_1 \end{bmatrix} = \begin{bmatrix} \alpha \mathbf{v}^\top \\ \mathbf{Q}_1 \mathbf{R}_1 \end{bmatrix} = \begin{bmatrix} \mathbf{w}^\top \\ \tilde{\mathbf{A}} \end{bmatrix}. \end{aligned}$$

This shows that $\mathbf{Q}_1 \mathbf{R}_1$ is the full QR decomposition of $\tilde{\mathbf{A}} = \begin{bmatrix} \mathbf{A}_1 \\ \mathbf{A}_2 \end{bmatrix}$.

Chapter 3 Problems

1. **Adjugate of orthogonal.** Let $\mathbf{Q} \in \mathbb{R}^{n \times n}$ be orthogonal. Show that $\text{adj}(\mathbf{Q}) = \det(\mathbf{Q})\mathbf{Q}^\top$ such that $\text{adj}(\mathbf{Q})$ is also orthogonal (Definition 0.21).
2. Prove that if \mathbf{A} is triangular and orthogonal, then \mathbf{A} must be diagonal.
3. Let $\mathbf{A} \in \mathbb{R}^{n \times n}$ be skew-symmetric ($\mathbf{A}^\top = -\mathbf{A}$). Show that the matrix $(\mathbf{I} - \mathbf{A})^{-1}(\mathbf{I} + \mathbf{A})$ is orthogonal.
4. Let \mathbf{u} and \mathbf{v} be two orthogonal unit vectors. Show that $\mathbf{u} + \mathbf{v}$ is orthogonal to $\mathbf{u} - \mathbf{v}$.
5. **Reflector.** Let $\mathbf{u} \in \mathbb{R}^n$ and $\mathbf{v} \in \mathbb{R}^n$ be two orthogonal vectors (not necessarily unit), where $\mathbf{u} \in \mathcal{V}$ and $\mathbf{v} \in \mathcal{V}^\perp$. Define $\mathbf{a} = \mathbf{u} + \mathbf{v}$ and $\mathbf{b} = \mathbf{u} - \mathbf{v}$. Show that there exists a unique Householder reflector $\mathbf{H} \in \mathbb{R}^{n \times n}$ (Definition 3.4) such that $\mathbf{H}\mathbf{a} = \mathbf{b}$. Moreover, if $\mathcal{V} = \{\mathbf{w}\}^\perp$, show that $\mathbf{H} = \mathbf{I} - 2\frac{\mathbf{w}\mathbf{w}^\top}{\mathbf{w}^\top \mathbf{w}}$.
6. Let $\mathbf{u} = [-\sin(\theta), \cos(\theta)]$ be a unit vector. Show that the Householder reflector determined by \mathbf{u} is $\mathbf{H} = \begin{bmatrix} \cos(2\theta) & \sin(2\theta) \\ \sin(2\theta) & -\cos(2\theta) \end{bmatrix}$.
7. Let $\mathbf{Q}, \mathbf{U} \in \mathbb{R}^{m \times n}$ be two semi-orthogonal matrices with $m \geq n$. Show that \mathbf{Q} and \mathbf{U} have the same column space if and only if there exists an orthogonal matrix $\mathbf{P} \in \mathbb{R}^{n \times n}$ such that $\mathbf{Q} = \mathbf{U}\mathbf{P}$.
8. Let $\mathbf{Q}, \mathbf{U} \in \mathbb{R}^{n \times n}$ be orthogonal. Show that there exists an orthogonal matrix \mathbf{P} such that $\mathbf{Q} = \mathbf{P}\mathbf{U}$.
9. Let $\mathbf{Q}, \mathbf{U} \in \mathbb{R}^{m \times n}$ be two semi-orthogonal matrices with $m \geq n$. Show that there exists an orthogonal matrix $\mathbf{P} \in \mathbb{R}^{m \times m}$ such that $\mathbf{Q} = \mathbf{P}\mathbf{U}$. Compare this result to Problems 3.7 and 3.8. *Hint: Complete the semi-orthogonal matrices into $m \times m$ orthogonal matrices.*
10. Let \mathbf{A} admit QR decomposition $\mathbf{A} = \mathbf{Q}\mathbf{R}$. Show that $\mathbf{A} = \mathbf{Q}\mathbf{R}$ is normal if and only if $\mathbf{R}\mathbf{Q}$ is normal.
11. Consider the partition of an orthogonal matrix

$$\mathbf{Q} = \begin{bmatrix} \mathbf{A} & \mathbf{B} \\ \mathbf{C} & \mathbf{D} \end{bmatrix} \in \mathbb{R}^{n \times n}.$$

Show that $\text{rank}(\mathbf{B}) = \text{rank}(\mathbf{C})$ and $\text{rank}(\mathbf{D}) = n + \text{rank}(\mathbf{A}) - 2p$.

12. Consider the rank of matrices:

- Suppose matrices \mathbf{A} and \mathbf{B} have full column ranks. Show that \mathbf{AB} has full column rank.
 - Suppose \mathbf{AB} has full column ranks. Show that \mathbf{B} also has full column rank, but \mathbf{A} may not necessarily have full column rank.
 - Discuss the rank of the upper triangular matrices obtained from the QR decompositions of \mathbf{AB} , \mathbf{A} , and \mathbf{B} in various cases of the matrices involved.
13. In Theorem 3.1, we stated that \mathbf{R} is nonsingular in the reduced QR decomposition when \mathbf{A} has full column rank n . Suppose \mathbf{A} does not have full column rank. Examine the relationship between the rank of \mathbf{A} and the number of nonzero entries in \mathbf{R} .
14. Use the Gram-Schmidt process, Householder transformations, Givens rotations to find an orthonormal basis for the space spanned by the vectors

$$\mathbf{v}_1 = [1, 3, 7, 5]^\top, \quad \mathbf{v}_2 = [6, 3, 6, 3]^\top, \quad \mathbf{v}_3 = [5, 2, 7, 4]^\top.$$

15. **Distance between a vector and a hyperplane.** Given a nonzero vector $\mathbf{0} \neq \mathbf{a} \in \mathbb{R}^n$ and a scalar β , define the hyperplane $H(\mathbf{a}, \beta) = \{\mathbf{x} \in \mathbb{R}^n : \mathbf{a}^\top \mathbf{x} + \beta = 0\}$. For any $\mathbf{y} \in \mathbb{R}^n$, use the projection along a line (see Section 3.2) to show that the distance between \mathbf{y} and $H(\mathbf{a}, \beta)$ is given by

$$d(\mathbf{y}, H(\mathbf{a}, \beta)) = \frac{|\mathbf{a}^\top \mathbf{y} + \beta|}{\|\mathbf{a}\|_2}. \quad (3.16)$$

Hint: Choose two random points on the plane and first show that \mathbf{a} is orthogonal to the plane.

16. Although we have used the fact that every orthogonal (or orthonormal) list of vectors is linearly independent throughout our discussions, provide a rigorous proof of this claim. *Hint: Assume the vectors are linearly dependent and derive a contradiction.*
17. Let $\mathbf{A} \in \mathbb{R}^{m \times n}$ be given with $m \geq n$. Provide an algorithm using Householder reflectors to compute an orthogonal matrix $\mathbf{Q} \in \mathbb{R}^{m \times m}$ such that $\mathbf{A} = \mathbf{QL}$, where $\mathbf{L}[1:n, 1:n]$ is lower triangular and $\mathbf{L}[n+1:m, :] = \mathbf{0}$.
18. Let $\mathbf{A} \in \mathbb{R}^{n \times n}$ with rank r . Show that \mathbf{A} is range-symmetric (i.e., $\mathcal{C}(\mathbf{A}) = \mathcal{C}(\mathbf{A}^\top)$) if and only if there exist a nonsingular matrix $\mathbf{S} \in \mathbb{R}^{n \times n}$ and a nonsingular matrix $\mathbf{M} \in \mathbb{R}^{r \times r}$ such that

$$\mathbf{A} = \mathbf{S} \begin{bmatrix} \mathbf{M} & \mathbf{0} \\ \mathbf{0} & \mathbf{0} \end{bmatrix} \mathbf{S}^\top.$$

Hint: Consider the QR decomposition of $\mathbf{S} = \mathbf{QR}$.

19. Let $\mathbf{A} \in \mathbb{R}^{n \times n}$ be skew-symmetric (i.e., $\mathbf{A}^\top = -\mathbf{A}$). Show that $\mathbf{I} + \mathbf{A}$ is nonsingular, $\mathbf{B} = (\mathbf{I} - \mathbf{A})(\mathbf{I} + \mathbf{A})^{-1}$ is orthogonal, $\mathbf{I} + \mathbf{B} = 2(\mathbf{I} + \mathbf{A})^{-1}$, and $\det(\mathbf{B}) = 1$.
20. Prove that the following statements about a square matrix $\mathbf{Q} \in \mathbb{R}^{n \times n}$ are equivalent:
- \mathbf{Q} is orthogonal.
 - \mathbf{Q}^\top is orthogonal.
 - \mathbf{Q} is nonsingular and $\mathbf{Q}^\top = \mathbf{Q}^{-1}$.
 - The rows of \mathbf{Q} are orthonormal.
 - The columns of \mathbf{Q} are orthonormal.
 - For all $\mathbf{x} \in \mathbb{R}^n$, it follows that $\|\mathbf{x}\|_2 = \|\mathbf{Q}\mathbf{x}\|_2$.

21. **Orthogonal preservation.** Let $\mathbf{Q} \in \mathbb{R}^{n \times n}$ be orthogonal. Show that $\mathbf{x}, \mathbf{y} \in \mathbb{R}^n$ are orthogonal if and only if $\mathbf{Q}\mathbf{x}$ and $\mathbf{Q}\mathbf{y}$ are orthogonal.

22. **Orthogonal preservation.** Let $\mathbf{Q} \in \mathbb{R}^{n \times n}$ be orthogonal, and let λ be an eigenvalue of \mathbf{Q} . Show that $\lambda = \pm 1$, and $\mathbf{x} \in \mathbb{R}^n$ is a (right) eigenvector of \mathbf{Q} associated with λ if and only if \mathbf{x} is a left eigenvector of \mathbf{Q} associated with λ .
23. Use the results from Problems 1.8 and 1.9 to determine the computational complexity of QR decomposition using the CGS, MGS, Householder, and Givens approaches.

UTV Decomposition: ULV and URV Decomposition

4.1. UTV Decomposition

The UTV decomposition generalizes the QR factorization of a matrix \mathbf{A} into two orthogonal matrices, \mathbf{U} and \mathbf{V} , and a (upper or lower) triangular matrix \mathbf{T} , such that $\mathbf{A} = \mathbf{UTV}$.¹ The triangular matrix \mathbf{T} supports rank estimation. The decomposition takes different names: if \mathbf{T} is lower triangular, it is called the *ULV decomposition*; if \mathbf{T} is upper triangular, it is known as the URV decomposition. The UTV decomposition framework resembles the singular value decomposition (SVD; see Chapter 13.1) in structure and serves as a computationally efficient alternative to the SVD. Both methods can be applied to find the least squares solution for rank-deficient matrices (Theorem 13.17).

Theorem 4.1: (Full ULV Decomposition) Any $m \times n$ matrix \mathbf{A} with rank r can be decomposed as

$$\mathbf{A} = \mathbf{U} \begin{bmatrix} \mathbf{L} & \mathbf{0} \\ \mathbf{0} & \mathbf{0} \end{bmatrix} \mathbf{V},$$

where $\mathbf{U} \in \mathbb{R}^{m \times m}$ and $\mathbf{V} \in \mathbb{R}^{n \times n}$ are orthogonal matrices, and $\mathbf{L} \in \mathbb{R}^{r \times r}$ is a lower triangular matrix with full rank.

The existence of the ULV decomposition follows from those of the QR and LQ decomposition.

Proof [of Theorem 4.1] For any rank- r matrix $\mathbf{A} = [\mathbf{a}_1, \mathbf{a}_2, \dots, \mathbf{a}_n]$, a column permutation matrix \mathbf{P} (Definition 0.17) can be used to reorder the columns of \mathbf{A} , placing its linearly independent columns in the first r positions of \mathbf{AP} . Without loss of generality, let $\mathbf{b}_1, \mathbf{b}_2, \dots, \mathbf{b}_r$ denote the r linearly independent columns of \mathbf{A} . Then,

$$\mathbf{AP} = [\mathbf{b}_1, \mathbf{b}_2, \dots, \mathbf{b}_r, \mathbf{b}_{r+1}, \dots, \mathbf{b}_n].$$

Define $\mathbf{Z} = [\mathbf{b}_1, \mathbf{b}_2, \dots, \mathbf{b}_r] \in \mathbb{R}^{m \times r}$. Since each \mathbf{b}_i lies in the column space of \mathbf{Z} , there exists a matrix $\mathbf{E} \in \mathbb{R}^{r \times (n-r)}$ such that

$$[\mathbf{b}_{r+1}, \mathbf{b}_{r+2}, \dots, \mathbf{b}_n] = \mathbf{ZE}.$$

1. These decompositions belong to a class known as *double-sided orthogonal decomposition*. We will see the UTV decomposition, complete orthogonal decomposition (Theorem 4.3), and singular value decomposition are all instances of this framework.

Consequently,

$$\mathbf{A}\mathbf{P} = [\mathbf{b}_1, \mathbf{b}_2, \dots, \mathbf{b}_r, \mathbf{b}_{r+1}, \dots, \mathbf{b}_n] = \mathbf{Z} \begin{bmatrix} \mathbf{I}_r & \mathbf{E} \end{bmatrix},$$

where \mathbf{I}_r is the $r \times r$ identity matrix. Additionally, the matrix $\mathbf{Z} \in \mathbb{R}^{m \times r}$ has full column rank, allowing its full QR decomposition: $\mathbf{Z} = \mathbf{U} \begin{bmatrix} \mathbf{R} \\ \mathbf{0} \end{bmatrix}$, where $\mathbf{R} \in \mathbb{R}^{r \times r}$ is an upper triangular matrix with full rank, and \mathbf{U} is an orthogonal matrix. Substituting this into the previous expression gives:

$$\mathbf{A}\mathbf{P} = \mathbf{Z} \begin{bmatrix} \mathbf{I}_r & \mathbf{E} \end{bmatrix} = \mathbf{U} \begin{bmatrix} \mathbf{R} \\ \mathbf{0} \end{bmatrix} \begin{bmatrix} \mathbf{I}_r & \mathbf{E} \end{bmatrix} = \mathbf{U} \begin{bmatrix} \mathbf{R} & \mathbf{R}\mathbf{E} \\ \mathbf{0} & \mathbf{0} \end{bmatrix}. \quad (4.1)$$

Since \mathbf{R} has full rank, $\begin{bmatrix} \mathbf{R} & \mathbf{R}\mathbf{E} \end{bmatrix}$ also has full rank. Its full LQ decomposition is given by: $\begin{bmatrix} \mathbf{L} & \mathbf{0} \end{bmatrix} \mathbf{V}_0$, where $\mathbf{L} \in \mathbb{R}^{r \times r}$ is a lower triangular matrix, and \mathbf{V}_0 is an orthogonal matrix. Substitute this into Equation (4.1), we have

$$\mathbf{A} = \mathbf{U} \begin{bmatrix} \mathbf{L} & \mathbf{0} \\ \mathbf{0} & \mathbf{0} \end{bmatrix} \mathbf{V}_0 \mathbf{P}^{-1}.$$

Finally, let $\mathbf{V} = \mathbf{V}_0 \mathbf{P}^{-1}$, which is orthogonal since it is a product of two orthogonal matrices. This completes the proof. \blacksquare

An alternative proof of the ULV decomposition will be discussed in Theorem 4.3 using the rank-revealing QR decomposition and the standard QR decomposition.

Now, suppose the ULV decomposition of a matrix \mathbf{A} is $\mathbf{A} = \mathbf{U} \begin{bmatrix} \mathbf{L} & \mathbf{0} \\ \mathbf{0} & \mathbf{0} \end{bmatrix} \mathbf{V}$. Let $\mathbf{U}_0 = \mathbf{U}_{:,1:r}$ and $\mathbf{V}_0 = \mathbf{V}_{1:r,:}$, where \mathbf{U}_0 consists of the first r columns of \mathbf{U} , and \mathbf{V}_0 consists of the first r rows of \mathbf{V} . Then, $\mathbf{A} = \mathbf{U}_0 \mathbf{L} \mathbf{V}_0$. This form is called the *reduced ULV decomposition*. Similarly, the URV decomposition can be derived analogously.

Theorem 4.2: (Full URV Decomposition) Any $m \times n$ matrix \mathbf{A} with rank r can be decomposed as

$$\mathbf{A} = \mathbf{U} \begin{bmatrix} \mathbf{R} & \mathbf{0} \\ \mathbf{0} & \mathbf{0} \end{bmatrix} \mathbf{V},$$

where $\mathbf{U} \in \mathbb{R}^{m \times m}$ and $\mathbf{V} \in \mathbb{R}^{n \times n}$ are two orthogonal matrices, and $\mathbf{R} \in \mathbb{R}^{r \times r}$ is an upper triangular matrix with full rank.

The proof closely resembles that of the ULV decomposition, so we omit the details here. Additionally, there is a version of the reduced URV decomposition, with the distinction between the full and reduced URV being implied by context. Collectively, the ULV and URV decompositions are referred to as the UTV decomposition framework (Fierro and Hansen, 1997; Golub and Van Loan, 2013).

We will soon observe that the structures of ULV and URV bear a strong resemblance to the singular value decomposition (SVD). All three decompositions factorize the matrix \mathbf{A} into two orthogonal matrices. Specifically, ULV and URV provide bases for the four fundamental subspaces of \mathbf{A} as described in the fundamental theorem of linear algebra. For example, in the ULV decomposition, the first r columns of \mathbf{U} form an orthonormal basis for $\mathcal{C}(\mathbf{A})$, while the last $(m-r)$ columns of \mathbf{U} form an orthonormal basis for $\mathcal{N}(\mathbf{A}^\top)$. Similarly, the first r rows of \mathbf{V} form an orthonormal basis for the row space $\mathcal{C}(\mathbf{A}^\top)$, while the last $(n-r)$ rows provide an orthonormal basis for $\mathcal{N}(\mathbf{A})$ (resembling the two-sided orthogonal decomposition; Theorem 3.13):

$$\begin{aligned} \mathcal{C}(\mathbf{A}) &= \text{span}\{\mathbf{u}_1, \mathbf{u}_2, \dots, \mathbf{u}_r\}, & \mathcal{N}(\mathbf{A}) &= \text{span}\{\mathbf{v}_{r+1}, \mathbf{v}_{r+2}, \dots, \mathbf{v}_n\}, \\ \mathcal{C}(\mathbf{A}^\top) &= \text{span}\{\mathbf{v}_1, \mathbf{v}_2, \dots, \mathbf{v}_r\}, & \mathcal{N}(\mathbf{A}^\top) &= \text{span}\{\mathbf{u}_{r+1}, \mathbf{u}_{r+2}, \dots, \mathbf{u}_m\}. \end{aligned} \quad (4.2)$$

The SVD extends this framework by establishing direct connections between the two pairs of orthonormal bases. It describes transformations between the column space and row space, as well as between the left null space and right null space. These relationships will be discussed in greater detail in the SVD section.

4.2. Complete Orthogonal Decomposition

The UTV decomposition is closely related to the concept of the *complete orthogonal decomposition*, which also involves factoring a matrix into two orthogonal matrices.

Theorem 4.3: (Complete Orthogonal Decomposition) Any $m \times n$ matrix \mathbf{A} with rank r can be decomposed as

$$\mathbf{A} = \mathbf{U} \begin{bmatrix} \mathbf{T} & \mathbf{0} \\ \mathbf{0} & \mathbf{0} \end{bmatrix} \mathbf{V},$$

where $\mathbf{U} \in \mathbb{R}^{m \times m}$ and $\mathbf{V} \in \mathbb{R}^{n \times n}$ are two orthogonal matrices, and $\mathbf{T} \in \mathbb{R}^{r \times r}$ is a rank- r matrix.

Proof [of Theorem 4.3] Using the column-pivoted QR decomposition (Theorem 3.2), the matrix \mathbf{A} can be decomposed as $\mathbf{Q}_1^\top \mathbf{A} \mathbf{P} = \begin{bmatrix} \mathbf{R}_{11} & \mathbf{R}_{12} \\ \mathbf{0} & \mathbf{0} \end{bmatrix}$, where $\mathbf{R}_{11} \in \mathbb{R}^{r \times r}$ is upper triangular, $\mathbf{R}_{12} \in \mathbb{R}^{r \times (n-r)}$, $\mathbf{Q}_1 \in \mathbb{R}^{m \times m}$ is an orthogonal matrix, and \mathbf{P} is a permutation matrix. Next, we construct a decomposition that satisfies:

$$\begin{bmatrix} \mathbf{R}_{11}^\top \\ \mathbf{R}_{12}^\top \end{bmatrix} = \mathbf{Q}_2 \begin{bmatrix} \mathbf{S} \\ \mathbf{0} \end{bmatrix}, \quad (4.3)$$

where \mathbf{Q}_2 is an orthogonal matrix, and \mathbf{S} is a rank- r matrix. This decomposition is valid because the matrix $\begin{bmatrix} \mathbf{R}_{11}^\top \\ \mathbf{R}_{12}^\top \end{bmatrix} \in \mathbb{R}^{n \times r}$ has rank r of which the columns stay in a subspace of \mathbb{R}^n . Nevertheless, the columns of \mathbf{Q}_2 span the entire space \mathbb{R}^n , where we can assume that the first r columns of \mathbf{Q}_2 span the same space as that of $\begin{bmatrix} \mathbf{R}_{11}^\top \\ \mathbf{R}_{12}^\top \end{bmatrix}$. The matrix $\begin{bmatrix} \mathbf{S} \\ \mathbf{0} \end{bmatrix}$ serves to map \mathbf{Q}_2 back to $\begin{bmatrix} \mathbf{R}_{11}^\top \\ \mathbf{R}_{12}^\top \end{bmatrix}$. Finally, substituting this decomposition, we find: $\mathbf{Q}_1^\top \mathbf{A} \mathbf{P} \mathbf{Q}_2 = \begin{bmatrix} \mathbf{S}^\top & \mathbf{0} \\ \mathbf{0} & \mathbf{0} \end{bmatrix}$. Setting $\mathbf{U} = \mathbf{Q}_1$, $\mathbf{V} = \mathbf{Q}_2^\top \mathbf{P}^\top$, and $\mathbf{T} = \mathbf{S}^\top$, we complete the proof. ■

When Equation (4.3) is interpreted as the reduced QR decomposition of $\begin{bmatrix} \mathbf{R}_{11}^\top \\ \mathbf{R}_{12}^\top \end{bmatrix}$, the complete orthogonal decomposition simplifies to the ULV decomposition.

4.3. Application: Row Rank equals Column Rank via UTV

The UTV framework enables the proof of a fundamental theorem in linear algebra: the equality of the row rank and column rank of a matrix. It is worth noting that when using the UTV decomposition for this proof, a slight adjustment is needed in framing the existence claim. For instance, in Theorem 4.1, the initial assumption about the matrix \mathbf{A} is that its rank is r . Since having rank r inherently implies the equality of row rank and column rank, a more precise assertion in this context would be to state that \mathbf{A} has a **column rank** of r in Theorem 4.1. For further details, refer to Lu (2021b).

Proof [of Theorem 0.13, the Second Way] Any $m \times n$ matrix \mathbf{A} with rank r can be factored as

$$\mathbf{A} = \mathbf{U}_0 \begin{bmatrix} \mathbf{L} & \mathbf{0} \\ \mathbf{0} & \mathbf{0} \end{bmatrix} \mathbf{V}_0,$$

where $\mathbf{U}_0 \in \mathbb{R}^{m \times m}$ and $\mathbf{V}_0 \in \mathbb{R}^{n \times n}$ are two orthogonal matrices, and $\mathbf{L} \in \mathbb{R}^{r \times r}$ is a lower triangular matrix². Let $\mathbf{D} = \begin{bmatrix} \mathbf{L} & \mathbf{0} \\ \mathbf{0} & \mathbf{0} \end{bmatrix}$. Clearly, the row rank and column rank of \mathbf{D} are equal. If we can show that the column rank and row rank of \mathbf{A} are equal to those of \mathbf{D} , the proof is complete.

Let $\mathbf{U} = \mathbf{U}_0^\top$ and $\mathbf{V} = \mathbf{V}_0^\top$. Then, $\mathbf{D} = \mathbf{U}\mathbf{A}\mathbf{V}$. The proof can be broken into two parts: first prove that the row rank and column rank of \mathbf{A} are equal to those of $\mathbf{U}\mathbf{A}$; then prove that the row rank and column rank of $\mathbf{U}\mathbf{A}$ are equal to those of $\mathbf{U}\mathbf{A}\mathbf{V}$.

Row and column rank of \mathbf{A} equal those of $\mathbf{U}\mathbf{A}$. Let $\mathbf{B} = \mathbf{U}\mathbf{A}$. Partition \mathbf{A} and \mathbf{B} by columns: $\mathbf{A} = [\mathbf{a}_1, \mathbf{a}_2, \dots, \mathbf{a}_n]$ and $\mathbf{B} = [\mathbf{b}_1, \mathbf{b}_2, \dots, \mathbf{b}_n]$, where $\mathbf{b}_i = \mathbf{U}\mathbf{a}_i$ for all i . If a linear combination $x_1\mathbf{a}_1 + x_2\mathbf{a}_2 + \dots + x_n\mathbf{a}_n = \mathbf{0}$, then premultiplying by \mathbf{U} gives

$$\mathbf{U}(x_1\mathbf{a}_1 + x_2\mathbf{a}_2 + \dots + x_n\mathbf{a}_n) = x_1\mathbf{b}_1 + x_2\mathbf{b}_2 + \dots + x_n\mathbf{b}_n = \mathbf{0}.$$

Thus, any independent subset of columns in \mathbf{A} corresponds to an independent subset of columns in \mathbf{B} , implying: $\dim(\mathcal{C}(\mathbf{B})) \leq \dim(\mathcal{C}(\mathbf{A}))$. Similarly, since $\mathbf{A} = \mathbf{U}^\top\mathbf{B}$, we have $\dim(\mathcal{C}(\mathbf{A})) \leq \dim(\mathcal{C}(\mathbf{B}))$. This proves $\dim(\mathcal{C}(\mathbf{B})) = \dim(\mathcal{C}(\mathbf{A}))$. Applying the same reasoning to \mathbf{B}^\top and \mathbf{A}^\top shows that $\dim(\mathcal{C}(\mathbf{B}^\top)) = \dim(\mathcal{C}(\mathbf{A}^\top))$. This implies the row rank and column rank of \mathbf{A} and $\mathbf{B} = \mathbf{U}\mathbf{A}$ are the same.

Row and column rank of $\mathbf{U}\mathbf{A}$ equal those of $\mathbf{U}\mathbf{A}\mathbf{V}$. Using the same reasoning as above, applied to $\mathbf{U}\mathbf{A}$ and $\mathbf{U}\mathbf{A}\mathbf{V}$, we conclude that their row and column ranks are equal. ■

⌘ Chapter 4 Problems ⌘

1. Use the UTV decompositions of \mathbf{A} and \mathbf{B} to derive the UTV decomposition of $\text{diag}(\mathbf{A}, \mathbf{B})$.
2. Prove rigorously that the four subspaces described in Equation (4.2) can be spanned using the UTV decomposition.
3. Let $\mathbf{A} = \mathbf{U}\mathbf{B}\mathbf{V}$ be given, where \mathbf{U} and \mathbf{V} are orthogonal matrices. Prove that $\sum_{i,j} |a_{ij}|^2 = \sum_{i,j} |b_{ij}|^2$. *Hint: Verify this by showing that $\text{tr}(\mathbf{A}^\top\mathbf{A}) = \text{tr}(\mathbf{B}^\top\mathbf{B})$.*
4. Explain how to compute the UTV decomposition using either Householder reflectors or Givens rotations. Provide insights into the advantages and limitations of each approach.
5. Present a detailed and rigorous proof of the URV decomposition, as outlined in Theorem 4.2.
6. Let $\mathbf{A}, \mathbf{B} \in \mathbb{C}^{n \times n}$ be given, where \mathbf{B} is nonsingular. Prove that there exist unitary matrices $\mathbf{U}, \mathbf{V} \in \mathbb{C}^{n \times n}$ such that $\mathbf{A} = \mathbf{U}\mathbf{T}_\mathbf{A}\mathbf{V}$ and $\mathbf{B} = \mathbf{U}\mathbf{T}_\mathbf{B}\mathbf{V}$, where $\mathbf{T}_\mathbf{A}$ and $\mathbf{T}_\mathbf{B}$ are upper triangular matrices. Furthermore, show that the main diagonal entries of $\mathbf{T}_\mathbf{B}^{-1}\mathbf{T}_\mathbf{A}$ are the eigenvalues $\mathbf{B}^{-1}\mathbf{A}$. When these eigenvalues are real, show that all the underlying matrices can be chosen to be real, and \mathbf{U} and \mathbf{V} are orthogonal. *Hint: Use the Schur decomposition for $\mathbf{B}^{-1}\mathbf{A} = \mathbf{U}\mathbf{T}\mathbf{U}^*$ (Theorem 11.6) and the QR decomposition for $\mathbf{B}\mathbf{U}$.*

2. Instead of using the ULV decomposition, some texts use elementary transformations \mathbf{E}_1 and \mathbf{E}_2 , such that $\mathbf{A} = \mathbf{E}_1 \begin{bmatrix} \mathbf{I}_r & \mathbf{0} \\ \mathbf{0} & \mathbf{0} \end{bmatrix} \mathbf{E}_2$, to prove the result.

Part III

Data Interpretation and Information Distillation

CR Decomposition

5.1. CR Decomposition

The CR decomposition of a matrix, introduced in Strang (2021); Strang and Moler (2022), provides insights into the matrix's rank and the relationships between its columns and rows. As is customary, we first present the result, deferring the discussion of its existence and derivation to subsequent sections.

Theorem 5.1: (CR Decomposition) Let $\mathbf{A} \in \mathbb{R}^{m \times n}$ be a matrix with rank- r . Then it can be factored as

$$\mathbf{A} = \underset{m \times n}{\mathbf{C}} \underset{m \times r}{\mathbf{R}} \underset{r \times n}{\mathbf{R}},$$

where \mathbf{C} consists of the first r linearly independent columns of \mathbf{A} , and \mathbf{R} is an $r \times n$ matrix that reconstructs the columns of \mathbf{A} from \mathbf{C} . Specifically, \mathbf{R} corresponds to the *reduced row echelon form (RREF)* of \mathbf{A} , excluding zero rows.

The storage required for this decomposition changes from mn floating-point numbers to $r(m + n)$ floating-point numbers, which may reduce or, in some cases, increase the memory requirements.

The CR decomposition offers several key benefits: It highlights the independent columns and rows of the matrix, which are essential for understanding its rank and the column and row spaces. For large matrices, the decomposition can approximate the matrix by retaining only the most significant columns and rows, reducing computational complexity. The CR decomposition can simplify solving linear systems $\mathbf{A}\mathbf{x} = \mathbf{b}$ by transforming the problem into a more manageable form using \mathbf{C} and \mathbf{R} . Since both \mathbf{C} and \mathbf{R} have full rank, the decomposition provides an efficient method to compute the Moore-Penrose pseudo-inverse: $\mathbf{A}^+ = \mathbf{R}^+ \mathbf{C}^+$, where \mathbf{R}^+ and \mathbf{C}^+ are the pseudo-inverses of \mathbf{R} and \mathbf{C} , respectively (see Problem 5.4). The CR decomposition is also useful for analyzing the incidence matrix of a graph. It aids in studying conserved quantities, such as current flow in electrical circuits, as described by Kirchhoff's Current Law (Strang and Drucker, 2021).

5.2. Existence of CR Decomposition

Given that the matrix \mathbf{A} has rank of r , it contains r linearly independent columns. These columns can be identified and included in the matrix \mathbf{C} as follows:

- If column 1 of \mathbf{A} is nonzero, include it in the columns of \mathbf{C} .

- If column 2 of \mathbf{A} is not a scalar multiple of column 1, include it in the columns of \mathbf{C} .
- If column 3 of \mathbf{A} is not a linear combination of columns 1 and 2, include it in the columns of \mathbf{C} .
- Repeat this process until r linearly independent columns have been identified (or until all linearly independent columns have been selected, if r is unknown in advance).

Once r linearly independent columns are extracted from \mathbf{A} , the CR decomposition can be established by interpreting matrix multiplication within the column space.

Matrix multiplication in the column space. The multiplication of two matrices, $\mathbf{D} \in \mathbb{R}^{m \times k}$ and $\mathbf{E} \in \mathbb{R}^{k \times n}$, results in the matrix $\mathbf{A} = \mathbf{DE}$. This can be expressed as $\mathbf{A} = \mathbf{D}[\mathbf{e}_1, \mathbf{e}_2, \dots, \mathbf{e}_n] = [\mathbf{D}\mathbf{e}_1, \mathbf{D}\mathbf{e}_2, \dots, \mathbf{D}\mathbf{e}_n]$. In this interpretation, each column of \mathbf{A} is a linear combination of the columns of \mathbf{D} .

Proof [of Theorem 5.1] Since \mathbf{A} has rank r and \mathbf{C} is constructed from r linearly independent columns of \mathbf{A} , the column space of \mathbf{C} is equivalent to that of \mathbf{A} . Any other column \mathbf{a}_i of \mathbf{A} can be represented as a linear combination of the columns of \mathbf{C} , i.e., there exists a vector \mathbf{r}_i such that $\mathbf{a}_i = \mathbf{C}\mathbf{r}_i, \forall i \in \{1, 2, \dots, n\}$. By arranging these vectors \mathbf{r}_i 's as the columns of a matrix \mathbf{R} , we obtain

$$\mathbf{A} = [\mathbf{a}_1, \mathbf{a}_2, \dots, \mathbf{a}_n] = [\mathbf{C}\mathbf{r}_1, \mathbf{C}\mathbf{r}_2, \dots, \mathbf{C}\mathbf{r}_n] = \mathbf{C}\mathbf{R}.$$

Thus, the decomposition $\mathbf{A} = \mathbf{C}\mathbf{R}$ is established, completing the proof. \blacksquare

5.3. Reduced Row Echelon Form (RREF)

In Section 1.2 on Gaussian elimination, we introduced the elimination matrix (a lower triangular matrix; see (1.1)) and the permutation matrix to facilitate transforming \mathbf{A} into an upper triangular form. Let us now revisit the Gaussian elimination process for a 4×4 square matrix, where \boxtimes represents a value that is not necessarily zero, and **boldface** indicates the value has just been changed:

$$\begin{array}{c} \begin{bmatrix} \boxtimes & \boxtimes & \boxtimes & \boxtimes \\ \boxtimes & \boxtimes & \boxtimes & \boxtimes \\ \boxtimes & \boxtimes & \boxtimes & \boxtimes \\ \boxtimes & \boxtimes & \boxtimes & \boxtimes \end{bmatrix} \\ \mathbf{A} \end{array} \xrightarrow{E_1} \begin{array}{c} \begin{bmatrix} \boxtimes & \boxtimes & \boxtimes & \boxtimes \\ \mathbf{0} & \mathbf{0} & \boxtimes & \boxtimes \\ \mathbf{0} & \boxtimes & \boxtimes & \boxtimes \\ \mathbf{0} & \boxtimes & \boxtimes & \boxtimes \end{bmatrix} \\ \mathbf{E}_1\mathbf{A} \end{array} \xrightarrow{P_1} \begin{array}{c} \begin{bmatrix} \boxtimes & \boxtimes & \boxtimes & \boxtimes \\ \mathbf{0} & \boxtimes & \boxtimes & \boxtimes \\ \mathbf{0} & \mathbf{0} & \boxtimes & \boxtimes \\ \mathbf{0} & \boxtimes & \boxtimes & \boxtimes \end{bmatrix} \\ \mathbf{P}_1\mathbf{E}_1\mathbf{A} \end{array} \xrightarrow{E_2} \begin{array}{c} \begin{bmatrix} \boxtimes & \boxtimes & \boxtimes & \boxtimes \\ \mathbf{0} & \boxtimes & \boxtimes & \boxtimes \\ \mathbf{0} & \mathbf{0} & \boxtimes & \boxtimes \\ \mathbf{0} & \mathbf{0} & \mathbf{0} & \boxtimes \end{bmatrix} \\ \mathbf{E}_2\mathbf{P}_1\mathbf{E}_1\mathbf{A} \end{array} . \end{array}$$

Moreover, Gaussian elimination can also be extended to rectangular matrices. Below, we demonstrate the process for a 4×5 matrix:

$$\begin{array}{c} \begin{bmatrix} 2 & \boxtimes & 10 & 9 & \boxtimes \\ \boxtimes & \boxtimes & \boxtimes & \boxtimes & \boxtimes \\ \boxtimes & \boxtimes & \boxtimes & \boxtimes & \boxtimes \\ \boxtimes & \boxtimes & \boxtimes & \boxtimes & \boxtimes \end{bmatrix} \\ \mathbf{A} \end{array} \xrightarrow{E_1} \begin{array}{c} \begin{bmatrix} 2 & \boxtimes & 10 & 9 & \boxtimes \\ \mathbf{0} & \mathbf{0} & \mathbf{5} & \mathbf{6} & \boxtimes \\ \mathbf{0} & \mathbf{0} & \mathbf{2} & \boxtimes & \boxtimes \\ \mathbf{0} & \mathbf{0} & \boxtimes & \boxtimes & \boxtimes \end{bmatrix} \\ \mathbf{E}_1\mathbf{A} \end{array} \xrightarrow{E_2} \begin{array}{c} \begin{bmatrix} 2 & \boxtimes & 10 & 9 & \boxtimes \\ \mathbf{0} & \mathbf{0} & \mathbf{5} & \mathbf{6} & \boxtimes \\ \mathbf{0} & \mathbf{0} & \mathbf{0} & \mathbf{3} & \boxtimes \\ \mathbf{0} & \mathbf{0} & \mathbf{0} & \mathbf{0} & \mathbf{0} \end{bmatrix} \\ \mathbf{E}_2\mathbf{E}_1\mathbf{A} \end{array} ,$$

where the numbers highlighted in blue are *pivots*, as defined previously (Definition 1.7. In the context of Gaussian elimination, a pivot element is the first nonzero element in a row when performing row operations to transform a matrix into its row echelon form or reduced row echelon form.). The resulting matrix is referred to as the *row echelon form* of \mathbf{A} . In this example, the fourth row becomes a zero row. To continue, we perform additional row

Exercise 5.3. Let $\mathbf{A} \in \mathbb{R}^{m \times n}$ be any matrix. Show that there exists a sequence of row transformations $\mathbf{E}_1, \mathbf{E}_2, \dots, \mathbf{E}_k$ such that $\mathbf{B} = \mathbf{E}_k \mathbf{E}_{k-1} \dots \mathbf{E}_1 \mathbf{A}$ is in reduced row echelon form. *Hint: Use induction.*

Lemma 5.4: (Rank and Pivots) The rank of a matrix \mathbf{A} is equal to the number of pivots (in its reduced row echelon form). Consequently, the rank of a matrix is the same as the rank of its RREF.

Proof [of Lemma 5.4] According to Proposition 1.8, the row space of \mathbf{A} is identical to the row space of its RREF. Since the rank of the RREF is defined as the number of its pivots, it follows that the rank of \mathbf{A} is also equal to the number of pivots. ■

Lemma 5.5: (RREF in CR) The reduced row echelon form of the matrix \mathbf{A} , excluding zero rows, corresponds to the matrix \mathbf{R} in the CR decomposition.

Proof [Informal Proof of Lemma 5.5] Informally, using the example provided earlier in (5.1), we express the matrix \mathbf{A} as:

$$\mathbf{E}_5 \mathbf{E}_4 \mathbf{E}_3 \mathbf{E}_2 \mathbf{E}_1 \mathbf{A} = \mathbf{R}_0 \quad \longrightarrow \quad \mathbf{A} = (\mathbf{E}_5 \mathbf{E}_4 \mathbf{E}_3 \mathbf{E}_2 \mathbf{E}_1)^{-1} \mathbf{R}_0.$$

We observe that columns 1, 3, and 4 of \mathbf{R}_0 each contain a single nonzero entry, equal to 1. This observation allows us to construct a matrix \mathbf{C} (identical to the “column matrix” in the CR decomposition) whose first three columns are equal to columns 1, 3, and 4 of \mathbf{A} , i.e., $\mathbf{C} = [\mathbf{a}_1, \mathbf{a}_3, \mathbf{a}_4]$. Additionally, because the last row of \mathbf{R}_0 consists entirely of zeros, the last row of \mathbf{R}_0 can be safely disregarded in computations. Notably, this matrix \mathbf{C} is unique in its ability to reconstruct columns 1, 3, and 4 of \mathbf{A} , as the pivots of \mathbf{R}_0 are all 1. Thus, we obtain the CR decomposition: $\mathbf{A} = \mathbf{C}\mathbf{R}$. ■

We present a rigorous proof of the uniqueness of the RREF of a matrix.

Theorem 5.6: (Uniqueness of RREF) Let $\mathbf{A} \in \mathbb{R}^{m \times n}$ be any matrix of rank r . Suppose \mathbf{X} and \mathbf{Y} are two reduced row echelon forms of \mathbf{A} , obtained by applying two sequences of elementary row operations $\mathbf{E}_1, \mathbf{E}_2, \dots, \mathbf{E}_p$ and $\mathbf{F}_1, \mathbf{F}_2, \dots, \mathbf{F}_q$, respectively, where

$$\mathbf{X} = \underbrace{\mathbf{E}_p \dots \mathbf{E}_2 \mathbf{E}_1}_{\mathbf{E}} \mathbf{A} \quad \text{and} \quad \mathbf{Y} = \underbrace{\mathbf{F}_q \dots \mathbf{F}_2 \mathbf{F}_1}_{\mathbf{F}} \mathbf{A}.$$

Then, the two reduced row echelon forms are the same, i.e., $\mathbf{X} = \mathbf{Y}$ and $\mathbf{E} = \mathbf{F}$.

Proof [of Theorem 5.6] Let $\mathbf{B} = \mathbf{E}\mathbf{F}^{-1} = \mathbf{E}_p \dots \mathbf{E}_2 \mathbf{E}_1 \mathbf{F}_1^{-1} \mathbf{F}_2^{-1} \dots \mathbf{F}_q^{-1}$. Then, we have $\mathbf{X} = \mathbf{B}\mathbf{Y}$ and $\mathbf{Y} = \mathbf{B}^{-1}\mathbf{X}$. The i -th column of \mathbf{X} and \mathbf{Y} can be expressed as $\mathbf{x}_i = \mathbf{X}\mathbf{e}_i$ and $\mathbf{y}_i = \mathbf{Y}\mathbf{e}_i$, respectively, where \mathbf{e}_i represents the i -th standard basis vector in \mathbb{R}^n .

Zero columns match. If $\mathbf{x}_i = \mathbf{0}$, then $\mathbf{y}_i = \mathbf{B}^{-1}\mathbf{x}_i = \mathbf{0}$. Similarly, if $\mathbf{y}_i = \mathbf{0}$, then $\mathbf{x}_i = \mathbf{B}\mathbf{y}_i = \mathbf{0}$. Thus, the zero columns in \mathbf{X} and \mathbf{Y} are aligned. Without loss of generality, we assume that \mathbf{X} and \mathbf{Y} contain no zero columns for the subsequent analysis.

First column. Since we assume \mathbf{X} and \mathbf{Y} do not contain zero columns, the first columns must be $\mathbf{x}_1 = \mathbf{y}_1 = \mathbf{e}_1$. This also implies the first column of \mathbf{B} is \mathbf{e}_1 . We refer to columns in \mathbf{X} or \mathbf{Y} that contain pivots as *pivot columns*, and those do not as *non-pivot columns*.

Non-pivot columns between the first and second pivot columns. Suppose the indices of the pivot columns in \mathbf{X} are $\{i_1, i_2, \dots, i_r\}$, and the indices of the pivot columns in \mathbf{Y} are $\{j_1, j_2, \dots, j_r\}$. According to Lemma 5.4, there are r pivot columns. And we have already shown that $i_1 = j_1 = 1$. Then for $k \in \{2, 3, \dots, j_2 - 1\}$, we suppose $\mathbf{y}_k = \lambda \mathbf{e}_1$ for some nonzero λ . We have

$$\mathbf{x}_k = \mathbf{B}\mathbf{y}_k = \mathbf{B}\lambda\mathbf{e}_1 = \lambda\mathbf{b}_1 = \lambda\mathbf{e}_1 \quad \implies \quad \mathbf{x}_k = \mathbf{y}_k, \quad \forall k \in \{2, 3, \dots, j_2 - 1\}.$$

Conversely, suppose $\mathbf{x}_k = \lambda\mathbf{e}_1$ for some nonzero λ with $k \in \{2, 3, \dots, i_2 - 1\}$. In this case, we also find that $\mathbf{x}_k = \mathbf{y}_k$. This implies the non-pivot columns $k = 2, 3, \dots, j_2 - 1$ of \mathbf{X} and \mathbf{Y} are the same, and also $i_2 = j_2$ (the second index for the pivot column of \mathbf{X} and \mathbf{Y} are the same as well, and $\mathbf{x}_{j_2} = \mathbf{y}_{j_2} = \mathbf{e}_2$).

To conclude, we have demonstrated that the first j_2 columns of \mathbf{X} and \mathbf{Y} are identical.

Non-pivot columns between the second and third pivot columns. Since $\mathbf{x}_{j_2} = \mathbf{y}_{j_2} = \mathbf{e}_2$, we have $\mathbf{x}_{j_2} = \mathbf{B}\mathbf{y}_{j_2} = \mathbf{B}\mathbf{e}_2 = \mathbf{b}_2 = \mathbf{e}_2$, i.e., the second column of \mathbf{B} is \mathbf{e}_2 . On the other hand, considering the non-pivot columns of $k \in \{j_2 + 1, j_2 + 2, \dots, j_3 - 1\}$ in \mathbf{Y} , we assume $\mathbf{y}_k = \lambda_1\mathbf{e}_1 + \lambda_2\mathbf{e}_2$. Then we have

$$\begin{aligned} \mathbf{x}_k &= \mathbf{B}\mathbf{y}_k = \mathbf{B}(\lambda_1\mathbf{e}_1 + \lambda_2\mathbf{e}_2) = \lambda_1\mathbf{b}_1 + \lambda_2\mathbf{b}_2 = \lambda_1\mathbf{e}_1 + \lambda_2\mathbf{e}_2 \\ &\implies \quad \mathbf{x}_k = \mathbf{y}_k, \quad \forall k \in \{j_2 + 1, j_2 + 2, \dots, j_3 - 1\}. \end{aligned}$$

Conversely, suppose $\mathbf{x}_k = \lambda_1\mathbf{e}_1 + \lambda_2\mathbf{e}_2$ with $k \in \{i_2 + 1, i_2 + 2, \dots, i_3 - 1\}$, we also have $\mathbf{x}_k = \mathbf{y}_k$. Consequently, the non-pivot columns $k = j_2 + 1, j_2 + 2, \dots, j_3 - 1$ of \mathbf{X} and \mathbf{Y} are the same, and also $j_3 = i_3$ (the third index for the pivot column of \mathbf{X} and \mathbf{Y} are the same, and $\mathbf{x}_{j_3} = \mathbf{y}_{j_3} = \mathbf{e}_3$).

By iterating this process, we show that all columns of \mathbf{X} and \mathbf{X} are identical, completing the proof. \blacksquare

Readers interested in an inductive proof of the above theorem can also refer to Gallier and Quaintance (2019).

Exercise 5.7 (Determinant of RREF). Show that the determinant of a matrix \mathbf{A} is nonzero if and only if its RREF is \mathbf{I} . Consequently, from the multiplicative property of determinants ($\det(\mathbf{A}\mathbf{B}) = \det(\mathbf{A})\det(\mathbf{B})$), the determinant of \mathbf{A} can be determined by tracking the elementary row operations performed during the process of transforming \mathbf{A} into its RREF.

In summary, we begin by calculating the reduced row echelon form of matrix \mathbf{A} , denoted as $rref(\mathbf{A})$. Then, in the CR decomposition, the matrix \mathbf{C} is formed by selecting from \mathbf{A} only those columns that correspond to pivot columns in $rref(\mathbf{A})$. Simultaneously, the factor \mathbf{R} is obtained by removing all zero rows from $rref(\mathbf{A})$. This process represents a specialized case of the *rank decomposition* (Theorem 5.8), but it stands out because it explicitly involves the RREF. Thus, we introduce it here for its specific relevance.

An important characteristic of \mathbf{R} is that a subset of its r columns, each containing a pivot, together form an $r \times r$ identity matrix. It's worth reiterating that we can obtain this matrix \mathbf{R} simply by eliminating the zero rows from the RREF. As noted in Strang (2021), a notation for the RREF that retains the zero rows is denoted by \mathbf{R}_0 :

$$\mathbf{R}_0 = rref(\mathbf{A}) = \begin{bmatrix} \mathbf{R} \\ \mathbf{0} \end{bmatrix} = \begin{bmatrix} \mathbf{I}_r & \mathbf{F} \\ \mathbf{0} & \mathbf{0} \end{bmatrix} \mathbf{P}, \quad 1$$

1. Permutation matrix \mathbf{P} on the right side of a matrix is used to interchange the columns of that matrix.

where the $n \times n$ permutation matrix \mathbf{P} arranges the columns of the $r \times r$ identity matrix \mathbf{I}_r into their correct positions, aligning them with the first r linearly independent columns of the original matrix \mathbf{A} .

We previously established a fundamental theorem in linear algebra using the UTV framework, which demonstrated the equality of row rank and column rank for any matrix (Theorem 0.13). The CR decomposition offers an alternative elucidation of this theorem.

Proof [of Theorem 0.13, the Third Way] Consider the CR decomposition of matrix $\mathbf{A} = \mathbf{C}\mathbf{R}$, where \mathbf{R} can be expressed as $\mathbf{R} = [\mathbf{I}_r, \mathbf{F}]\mathbf{P}$, and \mathbf{P} is an $n \times n$ permutation matrix used to arrange the columns of the $r \times r$ identity matrix \mathbf{I}_r in their appropriate positions. It is straightforward to verify that the r rows of \mathbf{R} are linearly independent due to the nonsingular submatrix \mathbf{I}_r . Therefore, the row rank of \mathbf{R} is r .

First, according to the definition of the CR decomposition, the r columns of \mathbf{C} are derived from r linearly independent columns of \mathbf{A} , and the column rank of \mathbf{A} is r . Furthermore,

- Since $\mathbf{A} = \mathbf{C}\mathbf{R}$, every row of \mathbf{A} can be represented as a linear combinations of the rows of \mathbf{R} . Hence, the row space of \mathbf{A} is contained within the row space of \mathbf{R} : $\mathcal{C}(\mathbf{A}^\top) \subseteq \mathcal{C}(\mathbf{R}^\top)$.
- From $\mathbf{A} = \mathbf{C}\mathbf{R}$, we also have $(\mathbf{C}^\top\mathbf{C})^{-1}\mathbf{C}^\top\mathbf{C}\mathbf{R} = (\mathbf{C}^\top\mathbf{C})^{-1}\mathbf{C}^\top\mathbf{A}$, simplifying to $\mathbf{R} = (\mathbf{C}^\top\mathbf{C})^{-1}\mathbf{C}^\top\mathbf{A}$. Because \mathbf{C} has full column rank r , $\mathbf{C}^\top\mathbf{C}$ is nonsingular. Consequently, the rows of \mathbf{R} are linear combinations of the rows of \mathbf{A} , meaning the row space of \mathbf{R} is contained within the row space of \mathbf{A} : $\mathcal{C}(\mathbf{R}^\top) \subseteq \mathcal{C}(\mathbf{A}^\top)$.

By this “sandwich” argument, the row spaces of \mathbf{A} and \mathbf{R} are equal, and thus their row ranks are equal: $\mathcal{C}(\mathbf{A}^\top) = \mathcal{C}(\mathbf{R}^\top)$.

Since the column rank of \mathbf{A} is also r by the definition of the CR decomposition, it follows that both the row rank and column rank of \mathbf{A} are equal to r . \blacksquare

5.4. Rank Decomposition

We previously noted that the CR decomposition is a special case of rank decomposition. Here, we formally prove the existence of the rank decomposition in the following theorem.

Theorem 5.8: (Rank Decomposition) Let $\mathbf{A} \in \mathbb{R}^{m \times n}$ be any matrix of rank r . Then \mathbf{A} can be factored into what is known as the *rank decomposition* (or *full-rank decomposition*) as follows:

$$\mathbf{A} = \underset{m \times n}{\mathbf{D}} = \underset{m \times r}{\mathbf{D}} \underset{r \times n}{\mathbf{F}},$$

where $\mathbf{D} \in \mathbb{R}^{m \times r}$ and $\mathbf{F} \in \mathbb{R}^{r \times n}$ both have (full) rank r . The storage for the decomposition is then reduced or potentially increased from mn floating-point numbers to $r(m+n)$ floating-point numbers.

Proof [of Theorem 5.8] Based on the ULV decomposition in Theorem 4.1, we can express \mathbf{A} as:

$$\mathbf{A} = \mathbf{U} \begin{bmatrix} \mathbf{L} & \mathbf{0} \\ \mathbf{0} & \mathbf{0} \end{bmatrix} \mathbf{V}.$$

Let $\mathbf{U}_0 = \mathbf{U}_{:,1:r}$ and $\mathbf{V}_0 = \mathbf{V}_{1:r,:}$, i.e., \mathbf{U}_0 comprises the first r columns of \mathbf{U} , and \mathbf{V}_0 includes the first r rows of \mathbf{V} . Thus, \mathbf{A} can also be written as: $\mathbf{A} = \mathbf{U}_0\mathbf{L}\mathbf{V}_0$, where $\mathbf{U}_0 \in \mathbb{R}^{m \times r}$ and $\mathbf{V}_0 \in \mathbb{R}^{r \times n}$. This is also referred to as the reduced ULV decomposition. Let $\{\mathbf{D} = \mathbf{U}_0\mathbf{L}$ and

$F = V_0\}$ or $\{D = U_0$ and $F = LV_0\}$, we achieve a valid rank decomposition. \blacksquare

The rank decomposition is not unique. Even through elementary transformations, we can write:

$$A = E_1 \begin{bmatrix} Z & \mathbf{0} \\ \mathbf{0} & \mathbf{0} \end{bmatrix} E_2,$$

where $E_1 \in \mathbb{R}^{m \times m}$ and $E_2 \in \mathbb{R}^{n \times n}$ are products of nonsingular elementary row and column operations, and $Z \in \mathbb{R}^{r \times r}$. There exist many such E_1, E_2 , and Z matrices. When $Z = I_r$, where r is the rank of matrix A , this decomposition is known as the *Smith decomposition or Smith form* of A (Bernstein, 2009). Using constructions similar to those demonstrated in the proof above, alternative rank decompositions can be derived from SVD, URV, CR, CUR, and other decompositional algorithms. However, we may establish a connection between these various rank decompositions through the following lemma.

Corollary 5.9: (Connection Between Rank Decompositions) Let $A = D_1 F_1 = D_2 F_2 \in \mathbb{R}^{m \times n}$ be two rank decompositions of A . Then there exists a nonsingular matrix P such that

$$D_1 = D_2 P \quad \text{and} \quad F_1 = P^{-1} F_2.$$

More generally, given $A, B \in \mathbb{R}^{m \times n}$, A and B are biequivalent ^a if and only if A and B share the same Smith form.

a. A and B are *biequivalent* if there exist nonsingular $Z_1 \in \mathbb{R}^{m \times m}$ and $Z_2 \in \mathbb{R}^{n \times n}$ such that $A = Z_1 B Z_2$.

Proof [of Corollary 5.9] Given $D_1 F_1 = D_2 F_2$, postmultiplying by F_1^\top yields $D_1 F_1 F_1^\top = D_2 F_2 F_1^\top$. Since $\text{rank}(F_1 F_1^\top) = \text{rank}(F_1) = r$, $F_1 F_1^\top$ is a square matrix with full rank and thus nonsingular. Therefore, we have $D_1 = D_2 F_2 F_1^\top (F_1 F_1^\top)^{-1}$. Let $P = F_2 F_1^\top (F_1 F_1^\top)^{-1}$, we have $D_1 = D_2 P$ and $F_1 = P^{-1} F_2$. The second part of the corollary can be proven similarly. \blacksquare

5.5. Application: Rank and Trace of an Idempotent Matrix

The CR decomposition or rank decomposition plays a pivotal role in proving several essential theorems in linear algebra. For instance, it is instrumental in establishing the existence of the pseudo-inverse; it aids in determining the basis for the four fundamental subspaces in linear algebra (Lu, 2021c).

Moreover, the CR factorization finds practical applications in data analysis and computational problem-solving. For instance, it proves valuable in solving least squares problems by reducing the system to a minimal set of variables, thereby eliminating redundancy. Throughout this book, readers will encounter various applications of the CR decomposition across different contexts.

The CR decomposition is a powerful tool for analyzing the rank characteristics of idempotent matrices. Its utility in orthogonal projections is further explored in the Appendix of Lu (2021c).

Proposition 5.10: (Rank and Trace of an Idempotent Matrix) Let A be an idempotent matrix (i.e., $A^2 = A$). Then the rank of A is equal to its trace.

Proof [of Proposition 5.10] Consider an $n \times n$ idempotent matrix \mathbf{A} with rank r . By the CR decomposition, we can express \mathbf{A} as $\mathbf{A} = \mathbf{C}\mathbf{R}$, where $\mathbf{C} \in \mathbb{R}^{n \times r}$ and $\mathbf{R} \in \mathbb{R}^{r \times n}$ are both of full rank r . Therefore,

$$\mathbf{A}^2 = \mathbf{A} \implies \mathbf{C}\mathbf{R}\mathbf{C}\mathbf{R} = \mathbf{C}\mathbf{R} \implies \mathbf{R}\mathbf{C}\mathbf{R} = \mathbf{R} \implies \mathbf{R}\mathbf{C} = \mathbf{I}_r,$$

where \mathbf{I}_r denotes the $r \times r$ identity matrix. Consequently,

$$\text{tr}(\mathbf{A}) = \text{tr}(\mathbf{C}\mathbf{R}) = \text{tr}(\mathbf{R}\mathbf{C}) = \text{tr}(\mathbf{I}_r) = r,$$

which corresponds to the rank of \mathbf{A} . This equality holds due to the invariance of the trace under cyclic permutations. \blacksquare

Chapter 5 Problems

1. Discuss what rank number r in Theorem 5.1 and Theorem 5.8 can reduce storage requirements.
2. Determine the reduced row echelon form and the CR decomposition for the matrix

$$\mathbf{A} = \begin{bmatrix} 1 & 3 & 2 \\ 3 & 7 & 6 \\ 4 & 5 & 8 \end{bmatrix}.$$

3. Apply the RREF to the matrix

$$\mathbf{A} = \begin{bmatrix} 1 & 2 & 1 & 1 \\ 1 & 4 & 2 & 3 \\ 1 & 1 & 2 & -1 \\ -3 & -1 & 4 & 0 \end{bmatrix}.$$

4. Find the pseudo-inverse of a matrix \mathbf{A} using its CR decomposition.
5. Show that the solution of the linear system $\mathbf{A}\mathbf{x} = \mathbf{b}$ remains unchanged if the same sequence of elementary row transformations is applied to both \mathbf{A} and \mathbf{b} . Consequently, the solution can be revealed by finding the RREF of the augmented matrix $[\mathbf{A}, \mathbf{b}]$.
6. Following Problem 5.5, show that the two linear systems $\mathbf{A}_1\mathbf{x} = \mathbf{b}_1$ and $\mathbf{A}_2\mathbf{x} = \mathbf{b}_2$ have the same set of solutions if and only if $[\mathbf{A}_1, \mathbf{b}_1]$ and $[\mathbf{A}_2, \mathbf{b}_2]$ have the same RREF.
7. Show that if a system of linear equations has two distinct solutions, then it must have infinitely many solutions.
8. Show that if a linear system $\mathbf{A}\mathbf{x} = \mathbf{b}$ has more than one solution, then system $\mathbf{A}\mathbf{x} = \mathbf{0}$ holds.
9. A system of linear equations with fewer equations than unknowns is sometimes referred to as an *underdetermined* system. Provide an example of an inconsistent underdetermined system of two equations in three unknowns (If there is at least one solution, the linear system is called *consistent*; otherwise, it is called *inconsistent*).
10. Suppose an underdetermined system is consistent. Explain why such a system must have an infinite number of solutions.
11. A system of linear equations with more equations than unknowns is sometimes referred to as an *overdetermined* system. Discuss the conditions under which such a system can be consistent.

12. Two matrices are called *row equivalent* if there is a sequence of elementary row operations that transforms one matrix into the other. Show that if matrices \mathbf{A} and \mathbf{B} are row equivalent, they have the same RREF.
13. Let $\mathbf{A}\mathbf{x} = \mathbf{b}$ be a consistent system where $\mathbf{A} \in \mathbb{R}^{m \times n}$. Show that \mathbf{A} has m pivot columns. Furthermore, let $m = n$; show that the RREF of \mathbf{A} is the identity matrix.
14. Let $\mathbf{A} = \begin{bmatrix} a & b \\ c & d \end{bmatrix}$ be any 2×2 nonsingular matrix. Show that there exists a nonsingular matrix \mathbf{S} such that

$$\mathbf{S}\mathbf{A} = \begin{bmatrix} 1 & 0 \\ 0 & ad - bc \end{bmatrix},$$

where \mathbf{S} is the product of at most four elementary matrices of the form $\mathbf{E}_{i,j;\alpha} = \mathbf{I} + \alpha \mathbf{e}_i \mathbf{e}_j^\top \in \mathbb{R}^{n \times n}$. More generally, let $\mathbf{A} \in \mathbb{R}^{n \times n}$ be nonsingular. Show that there is a matrix \mathbf{S} such that

$$\mathbf{S}\mathbf{A} = \begin{bmatrix} \mathbf{I}_{n-1} & 0 \\ 0 & d \end{bmatrix},$$

where $d = \det(\mathbf{A})$, and \mathbf{S} is again a product of elementary matrices of the form $\mathbf{E}_{i,j;\alpha}$.

Skeleton/CUR Decomposition

6.1. Skeleton/CUR Decomposition

The CR decomposition utilizes the actual columns of a matrix, whereas the skeleton decomposition extends this idea by incorporating both the actual columns and rows.

Theorem 6.1: (Skeleton Decomposition) Any rank- r matrix $\mathbf{A} \in \mathbb{R}^{m \times n}$ can be decomposed as

$$\mathbf{A} = \underset{m \times n}{\mathbf{C}} \underset{m \times r}{\mathbf{U}^{-1}} \underset{r \times r}{\mathbf{R}},$$

where \mathbf{C} contains some r linearly independent columns of \mathbf{A} , \mathbf{R} contains some r linearly independent rows of \mathbf{A} , and \mathbf{U} is the nonsingular submatrix formed by the intersection of these rows and columns.

- The storage requirement for this decomposition may be reduced (or potentially increased) compared to storing the full matrix, from mn floating-point numbers to $r(m+n) + r^2$ floating-point numbers.
- Alternatively, if we only record the indices of the selected rows and columns, it requires mr and nr floating-point numbers for storing \mathbf{C} and \mathbf{R} , respectively. Additionally, $2r$ integers are needed to store the positions of the columns in \mathbf{C} and rows in \mathbf{R} within \mathbf{A} , which allows reconstruction of \mathbf{U} from \mathbf{C} and \mathbf{R} .

The skeleton decomposition is also referred to as the *CUR decomposition*, named after its notation. Compared to the singular value decomposition (SVD), CUR offers significant advantages in terms of *reification* and *interpretability*. While SVD relies on artificial singular vectors that may not accurately reflect physical realities, CUR uses the actual columns and rows of the matrix, which makes it more interpretable and aligned with the structure of the original data (Mahoney and Drineas, 2009). Furthermore, CUR preserves sparsity in the underlying data, making it particularly suitable for applications involving sparse matrices.

Conversely, similar to SVD, CUR is a versatile tool widely used across various domains for tasks like data compression, feature extraction, and data analysis. It provides a computationally efficient way to approximate matrices, making it well-suited for handling large-scale datasets (Mahoney and Drineas, 2009; An et al., 2012; Lee and Choi, 2008). For example, CUR reduces the storage and computational requirements by selecting only a subset of the original matrix's rows and columns. This results in a low-rank approximation that retains the essential information. It is particularly useful in numerical linear algebra for tasks like solving linear systems, eigenvalue problems, and matrix inversion. CUR is also employed

for image compression and analysis. By approximating the original image matrix with a lower-dimensional representation, CUR reduces storage costs while preserving important visual features. In machine learning, CUR is effective for dimensionality reduction, feature extraction, and data representation, which enhance the efficiency of machine learning algorithms and reduce computational overhead. In collaborative filtering, CUR approximates large user-item interaction matrices in recommendation systems, improving scalability and efficiency. CUR decomposition can also be extended to higher-dimensional arrays (tensors) for applications in multi-linear algebra and data analysis, enabling the processing of complex datasets (Kishore Kumar and Schneider, 2017).

An illustration of skeleton decomposition is shown in Figure 6.1, where yellow vectors denote the linearly independent columns of \mathbf{A} , and green vectors denote the linearly independent rows of \mathbf{A} . Specifically, given index vectors I and J , both of size r , containing the indices of rows and columns selected from \mathbf{A} to form \mathbf{R} and \mathbf{C} , respectively, the submatrix \mathbf{U} can be expressed as $\mathbf{U} = \mathbf{A}[I, J]$ using the Matlab-style notation.

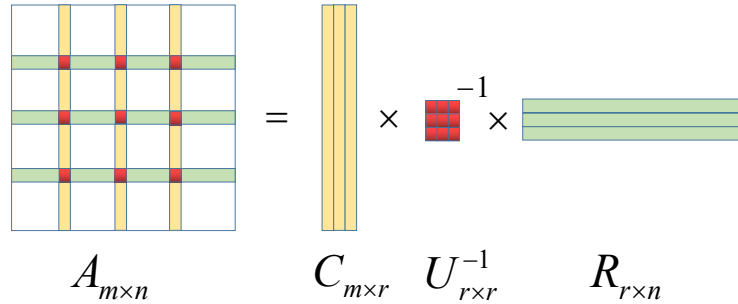


Figure 6.1: Demonstration of the skeleton decomposition of a matrix.

6.2. Existence of the Skeleton Decomposition

In Theorem 0.13, we established that the row rank and the column rank of a matrix are equal. In other words, the dimension of the column space is equal to the dimension of the row space. This property is essential for the existence of the skeleton decomposition. We are now prepared to prove the existence of the skeleton decomposition. The proof is straightforward and relies on fundamental linear algebra concepts.

Proof [of Theorem 6.1] The proof is based on demonstrating the existence of a nonsingular matrix \mathbf{U} , which is central to the skeleton decomposition.

Existence of such a nonsingular matrix \mathbf{U} . Since the matrix \mathbf{A} is of rank r , we can select r linearly independent columns from \mathbf{A} . Let these columns be $\mathbf{a}_{i_1}, \mathbf{a}_{i_2}, \dots, \mathbf{a}_{i_r}$, and form the $m \times r$ matrix $\mathbf{N} = [\mathbf{a}_{i_1}, \mathbf{a}_{i_2}, \dots, \mathbf{a}_{i_r}] \in \mathbb{R}^{m \times r}$. The column space of \mathbf{N} has a dimension of r , which implies, by Theorem 0.13, that its row space also has dimension r . From the rows of \mathbf{N} , we select r linearly independent rows $\mathbf{n}_{j_1}^\top, \mathbf{n}_{j_2}^\top, \dots, \mathbf{n}_{j_r}^\top$ to construct an $r \times r$ matrix $\mathbf{U} = [\mathbf{n}_{j_1}^\top; \mathbf{n}_{j_2}^\top; \dots; \mathbf{n}_{j_r}^\top] \in \mathbb{R}^{r \times r}$. By Theorem 0.13 again, the column space of \mathbf{U} also has dimension r , meaning \mathbf{U} has r linearly independent columns. Thus, \mathbf{U} is such a nonsingular matrix with size $r \times r$.

Main proof. Upon identifying a nonsingular $r \times r$ matrix \mathbf{U} within \mathbf{A} , we proceed to establish the skeleton decomposition. Let $\mathbf{U} = \mathbf{A}[I, J]$, where I and J are index vectors of size r representing the selected rows and columns. Since \mathbf{U} is a nonsingular matrix, its

columns are linearly independent. Thus, the columns of matrix \mathbf{C} , formed by selecting the same r columns from \mathbf{A} are also linearly independent: $\mathbf{C} = \mathbf{A}[:, J]$. Here, the matrix \mathbf{C} is equivalent to the previously constructed \mathbf{N} .

Because the rank of \mathbf{A} is r , any column \mathbf{a}_i of \mathbf{A} can be expressed as a linear combination of the columns of \mathbf{C} . Specifically, there exists a vector \mathbf{x} such that $\mathbf{a}_i = \mathbf{C}\mathbf{x}$, for all $i \in \{1, 2, \dots, n\}$. Let r rows (entries) of $\mathbf{a}_i \in \mathbb{R}^n$ corresponding to the row entries of \mathbf{U} be $\mathbf{r}_i \in \mathbb{R}^r$ for all $i \in \{1, 2, \dots, n\}$ (i.e., \mathbf{r}_i contains r entries of \mathbf{a}_i). That is, select the r entries of \mathbf{a}_i 's corresponding to the entries of \mathbf{U} as follows:

$$\mathbf{A} = [\mathbf{a}_1, \mathbf{a}_2, \dots, \mathbf{a}_n] \in \mathbb{R}^{m \times n} \quad \longrightarrow \quad \mathbf{A}[I, :] = [\mathbf{r}_1, \mathbf{r}_2, \dots, \mathbf{r}_n] \in \mathbb{R}^{r \times n}.$$

Since $\mathbf{a}_i = \mathbf{C}\mathbf{x}$, \mathbf{U} is a submatrix inside \mathbf{C} , and \mathbf{r}_i is a subvector inside \mathbf{a}_i , we have $\mathbf{r}_i = \mathbf{U}\mathbf{x}$, which states that $\mathbf{x} = \mathbf{U}^{-1}\mathbf{r}_i$. Thus, for every $i \in \{1, 2, \dots, n\}$, we have $\mathbf{a}_i = \mathbf{C}\mathbf{U}^{-1}\mathbf{r}_i$. Combining the n columns of such \mathbf{r}_i into $\mathbf{R} = [\mathbf{r}_1, \mathbf{r}_2, \dots, \mathbf{r}_n]$, we obtain

$$\mathbf{A} = [\mathbf{a}_1, \mathbf{a}_2, \dots, \mathbf{a}_n] = \mathbf{C}\mathbf{U}^{-1}\mathbf{R},$$

from which the result follows.

In summary, the skeleton decomposition is constructed by identifying r linearly independent columns of \mathbf{A} and placing them into $\mathbf{C} \in \mathbb{R}^{m \times r}$. Subsequently, we extract an $r \times r$ nonsingular submatrix \mathbf{U} from \mathbf{C} . The r rows of \mathbf{A} , corresponding to the entries of \mathbf{U} , contribute to reconstruct the columns of \mathbf{A} . This process is visually illustrated in Figure 6.1. ■

In the case where \mathbf{A} is square and invertible, the skeleton decomposition simplifies to $\mathbf{A} = \mathbf{C}\mathbf{U}^{-1}\mathbf{R}$, with $\mathbf{C} = \mathbf{R} = \mathbf{U} = \mathbf{A}$. Thus, the decomposition essentially reduces to $\mathbf{A} = \mathbf{A}\mathbf{A}^{-1}\mathbf{A}$.

CR decomposition vs skeleton decomposition. The CR decomposition and skeleton decompositions share a similar structure and even comparable notation, with $\mathbf{A} = \mathbf{C}\mathbf{R}$ for CR decomposition and $\mathbf{A} = \mathbf{C}\mathbf{U}^{-1}\mathbf{R}$ for skeleton decomposition.

In both decompositions, we have the flexibility to select the **first** r linearly independent columns to form the matrix \mathbf{C} (denoted the same way in both decompositions). Consequently, the \mathbf{C} matrices in the CR and skeleton decompositions are identical when the same columns are selected. However, the distinction lies in the interpretation of \mathbf{R} : in the CR decomposition, it represents the reduced row echelon form without zero rows, while in skeleton decomposition, it corresponds to r linearly independent rows selected directly from \mathbf{A} . This difference reflects a fundamental variation in how the two methods conceptualize \mathbf{R} .

Uniqueness of CR and skeleton decompositions. As mentioned earlier, in both decompositions, we can select the **first** r linearly independent columns of \mathbf{A} to construct \mathbf{C} . In this sense, the CR and skeleton decompositions have a unique form. However, if we instead choose the **last** r linearly independent columns, the resulting CR or skeleton decomposition will differ. For simplicity, we will not address this variation here, as it lies beyond the primary focus of this discussion.

To summarize, the construction of the skeleton decomposition involves selecting r linearly independent columns from \mathbf{A} to form the matrix $\mathbf{C} \in \mathbb{R}^{m \times r}$. Subsequently, we extract an $r \times r$ nonsingular submatrix \mathbf{U} from \mathbf{C} . Finally, we identify the r rows of \mathbf{A} that correspond to the entries of \mathbf{U} to form the row matrix $\mathbf{R} \in \mathbb{R}^{r \times n}$. A further question can be

posed that if matrix \mathbf{A} has rank r , matrix \mathbf{C} contains r linearly independent columns of \mathbf{A} , and matrix \mathbf{R} contains r linearly independent rows of \mathbf{A} , is the $r \times r$ “intersection” of \mathbf{C} and \mathbf{R} necessarily invertible? ¹

Corollary 6.2: (Nonsingular Intersection) If matrix $\mathbf{A} \in \mathbb{R}^{m \times n}$ has rank r , matrix \mathbf{C} contains r linearly independent columns of \mathbf{A} , and matrix \mathbf{R} contains r linearly independent rows of \mathbf{A} , then the $r \times r$ “intersection” matrix \mathbf{U} of \mathbf{C} and \mathbf{R} is invertible.

Proof [of Corollary 6.2] Let I and J be the indices of the rows and columns selected from \mathbf{A} to form \mathbf{R} and \mathbf{C} , respectively. Then, \mathbf{R} can be denoted as $\mathbf{R} = \mathbf{A}[I, :]$, \mathbf{C} can be represented as $\mathbf{C} = \mathbf{A}[:, J]$, and \mathbf{U} can be denoted as $\mathbf{U} = \mathbf{A}[I, J]$.

Since \mathbf{C} contains r linearly independent columns of \mathbf{A} , any column \mathbf{a}_i of \mathbf{A} can be represented as $\mathbf{a}_i = \mathbf{C}\mathbf{x}_i = \mathbf{A}[:, J]\mathbf{x}_i$ for all $i \in \{1, 2, \dots, n\}$. This implies that the r entries of \mathbf{a}_i corresponding to the indices in I can be represented by the columns of \mathbf{U} such that $\mathbf{a}_i[I] = \mathbf{U}\mathbf{x}_i \in \mathbb{R}^r$ for all $i \in \{1, 2, \dots, n\}$, i.e.,

$$\mathbf{a}_i = \mathbf{C}\mathbf{x}_i = \mathbf{A}[:, J]\mathbf{x}_i \in \mathbb{R}^m \quad \longrightarrow \quad \mathbf{a}_i[I] = \mathbf{A}[I, J]\mathbf{x}_i = \mathbf{U}\mathbf{x}_i \in \mathbb{R}^r.$$

Since \mathbf{R} contains r linearly independent rows of \mathbf{A} , the row rank and column rank of \mathbf{R} are equal to r . Combining the facts above, the r columns of \mathbf{R} corresponding to the indices in J (i.e., the r columns of \mathbf{U}) are linearly independent.

Finally, by Theorem 0.13, the row space of \mathbf{U} also has dimension r . This implies that \mathbf{U} has r linearly independent rows, making it invertible. \blacksquare

6.3. Pseudoskeleton Decomposition via the SVD

We will delve deeply into singular value decomposition (SVD) in Chapter 13.1. For now, let us assume a basic understanding of SVD and demonstrate how it can be utilized to approximate the skeleton decomposition. Feel free to skip this section during a first reading.

For a matrix $\mathbf{A} \in \mathbb{R}^{m \times n}$, we aim to construct an approximation of \mathbf{A} with a rank $\gamma \leq \min(m, n)$ in the form of the skeleton decomposition. That is, \mathbf{A} is approximated as $\mathbf{A} \approx \mathbf{C}\mathbf{U}^{-1}\mathbf{R}$, where \mathbf{C} and \mathbf{R} are matrices containing γ selected columns and rows, respectively, and \mathbf{U} is the intersection of \mathbf{C} and \mathbf{R} . Specifically, if I and J are the indices of the selected rows and columns, then $\mathbf{U} = \mathbf{A}[I, J]$. Note that γ is not necessarily equal to the rank r of \mathbf{A} .

Unlike standard skeleton decomposition, which selects r linearly independent columns from \mathbf{A} , we choose k random columns (where $k > r$ or even $k = \min\{m, n\}$) to form \mathbf{C} . The column indices J determine $\mathbf{C} = \mathbf{A}[:, J] \in \mathbb{R}^{m \times k}$. Concurrently, k rows of \mathbf{A} are selected using the indices I , forming $\mathbf{R} = \mathbf{A}[I, :]$. The rows are chosen such that the intersection matrix $\mathbf{U} = \mathbf{A}[I, J]$ has maximal volume, i.e., $\det(\mathbf{U})$ is maximized. While \mathbf{C} is selected randomly, the choice of \mathbf{R} is deterministic. This leads to the decomposition:

$$\mathbf{A} = \mathbf{C}_{m \times k} \mathbf{U}_{k \times k}^{-1} \mathbf{R}_{k \times n}.$$

However, the inverse of $\mathbf{U}_{k \times k}$ can be unstable due to the random selection of \mathbf{C} . To address this issue, we perform a full SVD on $\mathbf{U}_{k \times k}$ (see Chapter 13.1 for the distinction between reduced and full SVD):

$$\mathbf{U}_{k \times k} = \mathbf{U}_k \mathbf{\Sigma}_k \mathbf{V}_k^\top,$$

1. We express our gratitude to Gilbert Strang for raising this question.

where $\mathbf{U}_k, \mathbf{V}_k \in \mathbb{R}^{k \times k}$ are orthogonal matrices, $\mathbf{\Sigma}_k$ is a diagonal matrix containing k singular values $\sigma_1 \geq \sigma_2 \geq \dots \geq \sigma_k$, some of which may be zero. We then select γ singular values greater than a threshold ϵ and truncate $\mathbf{U}_k, \mathbf{V}_k$, and $\mathbf{\Sigma}_k$ accordingly, approximating $\mathbf{U}_{k \times k}$ by a rank- γ matrix: $\mathbf{U}_{k \times k} \approx \mathbf{U}_\gamma \mathbf{\Sigma}_\gamma \mathbf{V}_\gamma^\top$, where $\mathbf{U}_\gamma, \mathbf{V}_\gamma \in \mathbb{R}^{k \times \gamma}$, and $\mathbf{\Sigma}_\gamma \in \mathbb{R}^{\gamma \times \gamma}$. Therefore, the pseudo-inverse of $\mathbf{U}_{k \times k}$ is

$$\mathbf{U}^+ = (\mathbf{U}_\gamma \mathbf{\Sigma}_\gamma \mathbf{V}_\gamma^\top)^+ = \mathbf{V}_\gamma \mathbf{\Sigma}_\gamma^{-1} \mathbf{U}_\gamma^\top.$$

This allows us to approximate \mathbf{A} as a rank- γ matrix:

$$\begin{aligned} \mathbf{A} &\approx \mathbf{C} \mathbf{V}_\gamma \mathbf{\Sigma}_\gamma^{-1} \mathbf{U}_\gamma^\top \mathbf{R} \\ &= \mathbf{C}_2 \mathbf{R}_2, \quad (\text{let } \mathbf{C}_2 = \mathbf{C} \mathbf{V}_\gamma \mathbf{\Sigma}_\gamma^{-1/2} \text{ and } \mathbf{R}_2 = \mathbf{\Sigma}_\gamma^{-1/2} \mathbf{U}_\gamma^\top \mathbf{R}) \end{aligned} \quad (6.1)$$

where \mathbf{C}_2 and \mathbf{R}_2 are rank- γ matrices. For guidance on selecting ϵ , see [Goreinov et al. \(1997\)](#) and [Kishore Kumar and Schneider \(2017\)](#). In the above approach, \mathbf{C} is chosen randomly, while \mathbf{R} is determined. Algorithms like those in [Zhu and Lin \(2011\)](#), which select both \mathbf{C} and \mathbf{R} randomly, yield more stable results.

Data interpretation methods like CR and skeleton decomposition help identify subsets of columns or rows that retain essential information from the matrix. While Equation (6.1) may not immediately appear to reflect this capability, note that $\mathbf{C}_2 = \mathbf{C}(\mathbf{V}_\gamma \mathbf{\Sigma}_\gamma^{-1/2})$, and the columns of $\mathbf{V}_\gamma \mathbf{\Sigma}_\gamma^{-1/2}$ are orthogonal. Thus, the columns of \mathbf{C}_2 represent those of \mathbf{C} in a different coordinate system. The same applies to the rows of \mathbf{R}_2 . For further insights into these transformations, refer to Section 13.5.

Chapter 6 Problems

1. Find the CUR decomposition for the matrix

$$\mathbf{A} = \begin{bmatrix} 1 & 3 & 2 \\ 3 & 7 & 6 \\ 4 & 5 & 8 \end{bmatrix}.$$

2. Using the CUR decomposition, compute the pseudo-inverse of the matrix \mathbf{A} .
3. Consider a matrix $\mathbf{A} \in \mathbb{R}^{n \times n}$ in block form $\mathbf{A} = \begin{bmatrix} \mathbf{K} & \mathbf{L} \\ \mathbf{M} & \mathbf{N} \end{bmatrix}$, where $\mathbf{K} \in \mathbb{R}^{r \times r}$ and $\mathbf{N} \in \mathbb{R}^{(n-r) \times (n-r)}$. Show that
 - If \mathbf{K} is nonsingular, then $[\mathbf{K}, \mathbf{L}]$ and $\begin{bmatrix} \mathbf{K} \\ \mathbf{M} \end{bmatrix}$ has full ranks.
 - If $\text{rank}(\mathbf{A}) = \text{rank}([\mathbf{K}, \mathbf{L}]) = \text{rank}(\begin{bmatrix} \mathbf{K} \\ \mathbf{M} \end{bmatrix})$, then \mathbf{K} is nonsingular.
4. Let $\mathbf{A} \in \mathbb{R}^{n \times n}$ be a symmetric or skew-symmetric matrix. Show that
 - $\text{rank}(\mathbf{A}[I, :]) = \text{rank}(\mathbf{A}[:, I])$ for any index set $I \subseteq \{1, 2, \dots, n\}$.
 - The matrix \mathbf{A} is rank principal (i.e., it has a nonsingular $r \times r$ principal submatrix ²).
5. Discuss algorithms for computing the CUR decomposition using Gaussian elimination or the Gram-Schmidt process. Determine the computational complexity of these algorithms.

2. Let \mathbf{A} be an $n \times n$ square matrix. A $k \times k$ submatrix of \mathbf{A} obtained by deleting any $n - k$ columns and the same $n - k$ rows from \mathbf{A} is called a k -th order *principal submatrix* of \mathbf{A} . The determinant of a $k \times k$ principal submatrix is called a k -th order *principal minor* of \mathbf{A} .

6. Investigate how different column and row selection strategies affect the accuracy of the CUR decomposition. Generate a random matrix $\mathbf{A} \in \mathbb{R}^{100 \times 100}$, and implement different selection strategies for columns and rows (e.g., random, based on column norms, leverage scores). For each strategy, perform CUR decomposition/approximation with $r = 10$. Evaluate the approximation error for each strategy. Discuss which strategy provides the best approximation.
7. Compare the CUR decomposition with other matrix decomposition methods like SVD and QR decomposition in terms of accuracy and computational efficiency. Generate a random matrix $\mathbf{A} \in \mathbb{R}^{100 \times 100}$. Perform CUR decomposition, SVD, and QR decomposition on \mathbf{A} . For each method, compute the approximation error using an appropriate norm. Measure the computational time for each method. Discuss the trade-offs between accuracy and computational efficiency for each method.

Interpolative Decomposition (ID)

7.1. Interpolative Decomposition (ID)

The column interpolative decomposition (ID) factors a matrix into the product of two matrices: one containing selected columns from the original matrix, and the other composed of a subset of columns that includes an identity matrix and values no greater than 1 in magnitude. Formally, the details of the column ID are presented in the following theorem.

Theorem 7.1: (Column Interpolative Decomposition) Any rank- r matrix $\mathbf{A} \in \mathbb{R}^{m \times n}$ can be decomposed as

$$\underset{m \times n}{\mathbf{A}} = \underset{m \times r}{\mathbf{C}} \underset{r \times n}{\mathbf{W}},$$

where $\mathbf{C} \in \mathbb{R}^{m \times r}$ contains r linearly independent columns of \mathbf{A} , $\mathbf{W} \in \mathbb{R}^{r \times n}$ is the matrix used to reconstruct \mathbf{A} . The factor \mathbf{W} contains an $r \times r$ identity submatrix (under a mild column permutation) and satisfies:

$$\max |w_{ij}| \leq 1, \forall i \in [1, r], j \in [1, n].$$

The storage requirements for this decomposition are reduced (or potentially increased) from mn floating-point numbers to mr and $(n - r)r$ floating-point numbers for storing \mathbf{C} and \mathbf{W} , respectively. Additionally, r integers are needed to track the position of each column of \mathbf{C} within \mathbf{A} .

Figure 7.1 demonstrates the column ID of a matrix, where the yellow vectors represent the linearly independent columns of \mathbf{A} , and the purple vectors in \mathbf{W} form an $r \times r$ identity submatrix. The positions of the purple vectors inside \mathbf{W} correspond to the positions of the yellow vectors in \mathbf{A} . Column ID closely resembles the CR decomposition (Theorem 5.1): both methods select r linearly independent columns into the first factor, with the second factor containing an $r \times r$ identity submatrix. However, CR decomposition specifically selects the first r linearly independent columns, and the identity submatrix corresponds to the pivot columns (Definition 1.7). The second factor in CR decomposition is derived from the reduced row echelon form (Lemma 5.5). Consequently, column ID finds applications in CR decomposition scenarios, such as proving that the rank of a symmetric idempotent matrix equals its trace (Proposition 5.10), and establishing the fundamental linear algebra theorem that the column rank equals the row rank of a matrix (Theorem 0.13). Moreover, column ID also serves as a special case of the rank decomposition (Theorem 5.8) and is apparently not unique. Connections between different column IDs are given in Corollary 5.9.

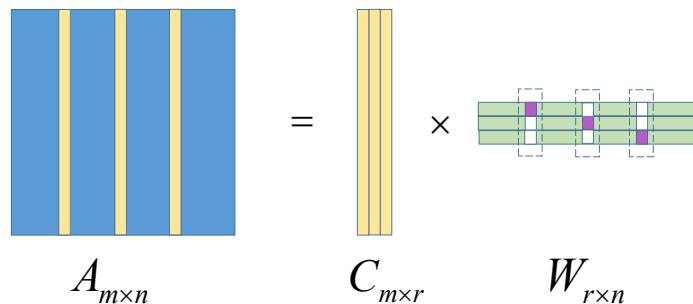


Figure 7.1: Demonstration of the column ID of a matrix, where the **yellow** vectors denote the linearly independent columns of \mathbf{A} , white entries denote zero, and **purple** entries denote one.

Notations for subsequent sections. Using Matlab-style notation, let J_s be an index vector of size r , containing the indices of columns selected from \mathbf{A} to form \mathbf{C} . Then, \mathbf{C} can be denoted by $\mathbf{C} = \mathbf{A}[:, J_s]$. The matrix \mathbf{C} contains “skeleton” columns of \mathbf{A} , hence the subscript s in J_s . From the “skeleton” index vector J_s , the $r \times r$ identity submatrix inside \mathbf{W} can be recovered by

$$\mathbf{W}[:, J_s] = \mathbf{I}_r \in \mathbb{R}^{r \times r}.$$

Let J_r denote the indices of the remaining columns of \mathbf{A} , where

$$J_s \cap J_r = \emptyset \quad \text{and} \quad J_s \cup J_r = \{1, 2, \dots, n\}.$$

The remaining $n - r$ columns of \mathbf{W} consist of an $r \times (n - r)$ *expansion matrix*:

$$\mathbf{E} = \mathbf{W}[:, J_r] \in \mathbb{R}^{r \times (n-r)},$$

where the entries of \mathbf{E} are called *expansion coefficients*. Finally, let $\mathbf{P} \in \mathbb{R}^{n \times n}$ be a (column) permutation matrix (Definition 0.17) defined as $\mathbf{P} = \mathbf{I}_n[:, (J_s, J_r)]$, such that

$$\mathbf{A}\mathbf{P} = \mathbf{A}[:, (J_s, J_r)] = [\mathbf{C}, \mathbf{A}[:, J_r]],$$

and

$$\mathbf{W}\mathbf{P} = \mathbf{W}[:, (J_s, J_r)] = [\mathbf{I}_r, \mathbf{E}] \quad \underline{\text{leads to}} \quad \mathbf{W} = [\mathbf{I}_r, \mathbf{E}]\mathbf{P}^\top. \quad (7.1)$$

7.2. Existence of the Column Interpolative Decomposition

Cramer’s rule. The proof of the existence of the column ID relies on Cramer’s rule, which we will briefly discuss; see Problem 7.1~7.4 for more details. Consider a system of n linear equations with n unknowns, represented in matrix form as:

$$\mathbf{M}\mathbf{x} = \mathbf{l},$$

where $\mathbf{M} \in \mathbb{R}^{n \times n}$ is nonsingular, and $\mathbf{x}, \mathbf{l} \in \mathbb{R}^n$. Cramer’s rule states that this system has a unique solution, where each unknown is given by:

$$x_i = \frac{\det(\mathbf{M}_i)}{\det(\mathbf{M})}, \quad \text{for all } i \in \{1, 2, \dots, n\},$$

where \mathbf{M}_i is the matrix formed by replacing the i -th column of \mathbf{M} with the column vector \mathbf{l} . In a more general setting, consider the matrix equation:

$$\mathbf{M}\mathbf{X} = \mathbf{L},$$

where $\mathbf{M} \in \mathbb{R}^{n \times n}$ is nonsingular, and $\mathbf{X}, \mathbf{L} \in \mathbb{R}^{n \times m}$. Let $I = [i_1, i_2, \dots, i_k]$ and $J = [j_1, j_2, \dots, j_k]$ be two index vectors, where $1 \leq i_1 \leq i_2 \leq \dots \leq i_k \leq n$ and $1 \leq j_1 \leq j_2 \leq \dots \leq j_k \leq n$. Then, $\mathbf{X}[I, J]$ denotes a $k \times k$ submatrix of \mathbf{X} . Let further $\mathbf{M}_{\mathbf{L}}(I, J)$ be the $n \times n$ matrix formed by replacing the (i_s) -th column of \mathbf{M} with (j_s) -th column of \mathbf{L} for all $s \in \{1, 2, \dots, k\}$. Then, we have:

$$\det(\mathbf{X}[I, J]) = \frac{\det(\mathbf{M}_{\mathbf{L}}(I, J))}{\det(\mathbf{M})}.$$

When I and J are of size 1, this simplifies to:

$$x_{ij} = \frac{\det(\mathbf{M}_{\mathbf{L}}(i, j))}{\det(\mathbf{M})}. \quad (7.2)$$

With this understanding, we are now ready to prove the existence of the column ID.

Proof [of Theorem 7.1] We have mentioned that the proof relies on Cramer's rule. To complete the proof, we will show that the entries of \mathbf{W} can be expressed using the formula in Equation (7.2), where the numerator is smaller than the denominator. Note that the denominator in Equation (7.2) corresponds to the determinant of a square matrix. Here is the key idea.

Step 1: column ID for full row rank matrix. First, consider a full row rank matrix \mathbf{A} (which implies $r = m$, $m \leq n$, and $\mathbf{A} \in \mathbb{R}^{r \times n}$ such that the matrix $\mathbf{C} \in \mathbb{R}^{r \times r}$ is a square matrix in the column ID $\mathbf{A} = \mathbf{C}\mathbf{W}$ that we want to obtain). Determine the "skeleton" index vector J_s by

$$\boxed{J_s = \arg \max_J \{ |\det(\mathbf{A}[:, J])| : J \text{ is a subset of } \{1, 2, \dots, n\} \text{ with size } r = m \},} \quad (7.3)$$

i.e., J_s is the index vector that is determined by maximizing the magnitude of the determinant of $\mathbf{A}[:, J_s]$. From the previous discussion, there exists a (column) permutation matrix \mathbf{P} such that:

$$\mathbf{A}\mathbf{P} = [\mathbf{A}[:, J_s] \quad \mathbf{A}[:, J_r]].$$

Since $\mathbf{C} = \mathbf{A}[:, J_s]$ has full column rank $r = m$, it is then nonsingular. Rewriting \mathbf{A} :

$$\begin{aligned} \mathbf{A} &= [\mathbf{A}[:, J_s] \quad \mathbf{A}[:, J_r]] \mathbf{P}^\top = \mathbf{A}[:, J_s] \left[\mathbf{I}_r \quad \mathbf{A}[:, J_s]^{-1} \mathbf{A}[:, J_r] \right] \mathbf{P}^\top \\ &= \mathbf{C} \underbrace{[\mathbf{I}_r \quad \mathbf{C}^{-1} \mathbf{A}[:, J_r]]}_{\mathbf{W}} \mathbf{P}^\top, \end{aligned}$$

where the matrix \mathbf{W} is given by $[\mathbf{I}_r \quad \mathbf{C}^{-1} \mathbf{A}[:, J_r]] \mathbf{P}^\top = [\mathbf{I}_r \quad \mathbf{E}] \mathbf{P}^\top$, from Equation (7.1). To prove the claim that the magnitude of \mathbf{W} is at most 1, we need to show that the entries in $\mathbf{E} = \mathbf{C}^{-1} \mathbf{A}[:, J_r] \in \mathbb{R}^{r \times (n-r)}$ are not greater than 1 in absolute value.

Define the index vector $[j_1, j_2, \dots, j_n]$ as a permutation of $[1, 2, \dots, n]$ such that

$$[j_1, j_2, \dots, j_n] = [1, 2, \dots, n] \mathbf{P} = [J_s, J_r]. \quad ^1$$

1. Note here $[j_1, j_2, \dots, j_n]$, $[1, 2, \dots, n]$, J_s , and J_r are row vectors.

Thus, it follows from $\mathbf{C}\mathbf{E} = \mathbf{A}[:, J_r]$ that

$$\underbrace{[\mathbf{a}_{j_1}, \mathbf{a}_{j_2}, \dots, \mathbf{a}_{j_r}]}_{=\mathbf{C}=\mathbf{A}[:, J_s]} \mathbf{E} = \underbrace{[\mathbf{a}_{j_{r+1}}, \mathbf{a}_{j_{r+2}}, \dots, \mathbf{a}_{j_n}]}_{=\mathbf{A}[:, J_r] := \mathbf{B}},$$

where \mathbf{a}_i denotes the i -th column of \mathbf{A} , and we let $\mathbf{B} = \mathbf{A}[:, J_r]$. Therefore, by Cramer's rule in Equation (7.2), we have

$$e_{kl} = \frac{\det(\mathbf{C}_B(k, l))}{\det(\mathbf{C})}, \quad (7.4)$$

where e_{kl} is the entry (k, l) of \mathbf{E} , and $\mathbf{C}_B(k, l)$ is the $r \times r$ matrix formed by replacing the k -th column of \mathbf{C} with the l -th column of \mathbf{B} . For example,

$$\begin{aligned} e_{11} &= \frac{\det([\mathbf{a}_{j_{r+1}}, \mathbf{a}_{j_2}, \dots, \mathbf{a}_{j_r}])}{\det([\mathbf{a}_{j_1}, \mathbf{a}_{j_2}, \dots, \mathbf{a}_{j_r}])}, & e_{12} &= \frac{\det([\mathbf{a}_{j_{r+2}}, \mathbf{a}_{j_2}, \dots, \mathbf{a}_{j_r}])}{\det([\mathbf{a}_{j_1}, \mathbf{a}_{j_2}, \dots, \mathbf{a}_{j_r}])}, \\ e_{21} &= \frac{\det([\mathbf{a}_{j_1}, \mathbf{a}_{j_{r+1}}, \dots, \mathbf{a}_{j_r}])}{\det([\mathbf{a}_{j_1}, \mathbf{a}_{j_2}, \dots, \mathbf{a}_{j_r}])}, & e_{22} &= \frac{\det([\mathbf{a}_{j_1}, \mathbf{a}_{j_{r+2}}, \dots, \mathbf{a}_{j_r}])}{\det([\mathbf{a}_{j_1}, \mathbf{a}_{j_2}, \dots, \mathbf{a}_{j_r}])}. \end{aligned}$$

Since J_s maximizes the magnitude of $\det(\mathbf{C})$ in Equation (7.3), it follows that

$$|e_{kl}| \leq 1, \quad \text{for all } k \in \{1, 2, \dots, r\}, l \in \{1, 2, \dots, n - r\}.$$

Step 2: apply to general matrices. To summarize, for any matrix $\mathbf{F} \in \mathbb{R}^{r \times n}$ with full rank $r \leq n$, the column ID exists such that $\mathbf{F} = \mathbf{C}_0 \mathbf{W}$, where the entries of \mathbf{W} are bounded by 1 in absolute value.

For a general matrix $\mathbf{A} \in \mathbb{R}^{m \times n}$ with rank $r \leq \{m, n\}$, the matrix admits a rank decomposition (Theorem 5.8):

$$\mathbf{A} = \mathbf{D} \mathbf{F},$$

$m \times n$ $m \times r$ $r \times n$

where \mathbf{D} and \mathbf{F} have full column rank r and full row rank r , respectively. Applying the column ID to $\mathbf{F} = \mathbf{C}_0 \mathbf{W}$, where $\mathbf{C}_0 = \mathbf{F}[:, J_s]$ contains r linearly independent columns of \mathbf{F} . We notice from $\mathbf{A} = \mathbf{D}\mathbf{F}$ such that

$$\mathbf{A}[:, J_s] = \mathbf{D}\mathbf{F}[:, J_s],$$

i.e., the columns indexed by J_s of $(\mathbf{D}\mathbf{F})$ can be obtained by $\mathbf{D}\mathbf{F}[:, J_s]$, which in turn are the columns of \mathbf{A} indexed by J_s . This makes

$$\underbrace{\mathbf{A}[:, J_s]}_{\mathbf{C}} = \underbrace{\mathbf{D}\mathbf{F}[:, J_s]}_{\mathbf{D}\mathbf{C}_0},$$

and

$$\mathbf{A} = \mathbf{D}\mathbf{F} = \mathbf{D}\mathbf{C}_0 \mathbf{W} = \underbrace{\mathbf{D}\mathbf{F}[:, J_s]}_{\mathbf{C}} \mathbf{W} = \mathbf{C}\mathbf{W}.$$

This completes the proof. ■

The above proof provides an intuitive way to compute the “optimal” column ID of a matrix \mathbf{A} . However, any algorithm guaranteed to achieve such an optimally conditioned factorization necessarily involves combinatorial complexity (Martinson, 2019; Lu, 2022a,b). To address this, randomized algorithms, along with approximations via column-pivoted QR

(Section 3.9) and rank-revealing QR (Section 3.11), are commonly employed to obtain a relatively well-conditioned column ID decomposition. In these approaches, the matrix \mathbf{W} is designed to have a small norm rather than strictly ensuring that all its entries are within the range $[-1, 1]$. On the other hand, the Bayesian approach can strictly constrain the entries of \mathbf{W} to lie within $[-1, 1]$ (Lu, 2022a,b). However, the details of this method are beyond the scope of this discussion.

Example 7.2 (Compute the Column ID). Let $\mathbf{A} = \begin{bmatrix} 56 & 41 & 30 \\ 32 & 23 & 18 \\ 80 & 59 & 42 \end{bmatrix}$ be a rank-2 matrix.

The process for computing the column ID of \mathbf{A} is demonstrated as follows. First, we find a rank decomposition:

$$\mathbf{A} = \mathbf{D}\mathbf{F} = \begin{bmatrix} 1 & 0 \\ 0 & 1 \\ 2 & -1 \end{bmatrix} \begin{bmatrix} 56 & 41 & 30 \\ 32 & 23 & 18 \end{bmatrix}.$$

Since $\text{rank}(\mathbf{A}) = 2$, the index vector J_s can take one of the following values: $[1, 2]$, $[0, 2]$, $[0, 1]$, where the absolute determinants of $\mathbf{F}[:, J_s]$ are 48, 48, and 24, respectively. We proceed with $J_s = [0, 2]$, which yields:

$$\tilde{\mathbf{C}} = \mathbf{F}[:, J_s] = \begin{bmatrix} 56 & 30 \\ 32 & 18 \end{bmatrix}, \quad \mathbf{M} = \mathbf{F}[:, J_r] = \begin{bmatrix} 41 \\ 23 \end{bmatrix}.$$

Thus,

$$\mathbf{F}\mathbf{P} = \mathbf{F}[:, (J_s, J_r)] = \mathbf{F}[:, (0, 2, 1)] \implies \mathbf{P} = \begin{bmatrix} 1 & & \\ & 1 & \\ & & 1 \end{bmatrix}.$$

In this example, $\mathbf{E} \in \mathbb{R}^{2 \times 1}$:

$$e_{11} = \det \left(\begin{bmatrix} 41 & 30 \\ 23 & 18 \end{bmatrix} \right) / \det \left(\begin{bmatrix} 56 & 30 \\ 32 & 18 \end{bmatrix} \right) = 1;$$

$$e_{21} = \det \left(\begin{bmatrix} 56 & 41 \\ 32 & 23 \end{bmatrix} \right) / \det \left(\begin{bmatrix} 56 & 30 \\ 32 & 18 \end{bmatrix} \right) = -\frac{1}{2}.$$

This makes

$$\mathbf{E} = \begin{bmatrix} 1 \\ -\frac{1}{2} \end{bmatrix} \implies \mathbf{W} = [\mathbf{I}_2, \mathbf{E}]\mathbf{P}^\top = \begin{bmatrix} 1 & 1 & 0 \\ 0 & -\frac{1}{2} & 1 \end{bmatrix}.$$

The final selected columns are

$$\mathbf{C} = \mathbf{A}[:, J_s] = \begin{bmatrix} 56 & 30 \\ 32 & 18 \\ 80 & 42 \end{bmatrix}.$$

The resulting decomposition is:

$$\mathbf{A} = \mathbf{C}\mathbf{W} = \begin{bmatrix} 56 & 30 \\ 32 & 18 \\ 80 & 42 \end{bmatrix} \begin{bmatrix} 1 & 1 & 0 \\ 0 & -\frac{1}{2} & 1 \end{bmatrix}.$$

As expected, the entries of \mathbf{W} have magnitudes no greater than 1. □

To conclude this section, we discuss the non-uniqueness of the column ID.

Remark 7.3 (Non-uniqueness of the Column ID). The column ID is not unique, as illustrated in Example 7.2. Specifically, both $\mathbf{F}[:, (1, 2)]$ and $\mathbf{F}[:, (0, 2)]$ yield the maximum absolute determinant. Either choice results in a valid column ID for \mathbf{A} . Whilst, we only select one J_s from $[1, 2]$, $[0, 2]$, and $[0, 1]$. Additionally, when selecting the index set J_s , any permutation of it is also valid. For example, $J_s = [0, 2]$ and $J_s = [2, 0]$ are both acceptable. This flexibility in selecting the column indices introduces non-uniqueness into the column ID.

7.3. Row ID and Two-Sided ID

The decomposition described above is called the column ID, a name that is not arbitrary. It is related to other decompositions, as outlined below:

Theorem 7.4: (The Whole Interpolative Decomposition) Any rank- r matrix $\mathbf{A} \in \mathbb{R}^{m \times n}$ can be decomposed as

$$\begin{aligned} \text{Column ID:} \quad \mathbf{A}_{m \times n} &= \boxed{\mathbf{C}}_{m \times r} \mathbf{W}_{r \times n}; \\ \text{Row ID:} &= \mathbf{Z}_{m \times r} \boxed{\mathbf{R}}_{r \times n}; \\ \text{Two-Sided ID:} &= \mathbf{Z}_{m \times r} \boxed{\mathbf{U}}_{r \times r} \mathbf{W}_{r \times n}, \end{aligned}$$

where

- $\mathbf{C} = \mathbf{A}[:, J_s] \in \mathbb{R}^{m \times r}$ contains r linearly independent columns of \mathbf{A} , $\mathbf{W} \in \mathbb{R}^{r \times n}$ is the matrix used to reconstruct \mathbf{A} , which contains an $r \times r$ identity submatrix (under a mild column permutation): $\mathbf{W}[:, J_s] = \mathbf{I}_r$;
- $\mathbf{R} = \mathbf{A}[I_s, :] \in \mathbb{R}^{r \times n}$ contains r linearly independent rows of \mathbf{A} , $\mathbf{Z} \in \mathbb{R}^{m \times r}$ is the matrix used to reconstruct \mathbf{A} , which contains an $r \times r$ identity submatrix (under a mild row permutation): $\mathbf{Z}[I_s, :] = \mathbf{I}_r$;
- The entries in \mathbf{W} and \mathbf{Z} have values no larger than 1 in magnitude: $\max |w_{ij}| \leq 1$ and $\max |z_{ij}| \leq 1$;
- $\mathbf{U} = \mathbf{A}[I_s, J_s] \in \mathbb{R}^{r \times r}$ is the nonsingular submatrix at the intersection of \mathbf{C} and \mathbf{R} ;
- The three matrices \mathbf{C} , \mathbf{R} , and \mathbf{U} in the boxed representations share the same notation and interpretation as in the skeleton decomposition (Theorem 6.1). Specifically, $\mathbf{A} = \mathbf{C}\mathbf{U}^{-1}\mathbf{R}$ represents the skeleton decomposition.

The proof of the row ID follows similarly from the column ID. Assume the column ID of \mathbf{A}^\top is given as $\mathbf{A}^\top = \mathbf{C}_0\mathbf{W}_0$, where \mathbf{C}_0 contains r linearly independent columns of \mathbf{A}^\top (i.e., r linearly independent rows of \mathbf{A}). Let $\mathbf{R} = \mathbf{C}_0^\top$ and $\mathbf{Z} = \mathbf{W}_0^\top$. Then, the row ID is obtained by $\mathbf{A} = \mathbf{Z}\mathbf{R}$.

From the skeleton decomposition, where \mathbf{U} is the intersection of \mathbf{C} and \mathbf{R} , it follows that $\mathbf{A} = \mathbf{C}\mathbf{U}^{-1}\mathbf{R}$. Using the row ID, we get $\mathbf{C}\mathbf{U}^{-1} = \mathbf{Z}$, which implies $\mathbf{C} = \mathbf{Z}\mathbf{U}$. Substituting into the column ID yields $\mathbf{A} = \mathbf{C}\mathbf{W} = \mathbf{Z}\mathbf{U}\mathbf{W}$, proving the existence of the two-sided ID.

Data storage. For each ID, the storage requirements are summarized as follows:

- *Column ID.* It requires mr and $(n - r)r$ floating-point numbers to store \mathbf{C} and \mathbf{W} , respectively, and r integers to store the indices of the selected columns in \mathbf{A} ;

- *Row ID.* It requires nr and $(m-r)r$ floating-point numbers to store \mathbf{R} and \mathbf{Z} , respectively, and r integers to store the indices of the selected rows in \mathbf{A} ;
- *Two-Sided ID.* It requires $(m-r)r$, $(n-r)r$, and r^2 floating-point numbers to store \mathbf{Z} , \mathbf{W} , and \mathbf{U} , respectively. And an extra $2r$ integers are required to store the indices of the selected rows and columns in \mathbf{A} .

Storage reduction for sparse matrices. For sparse matrices, further storage reduction can be achieved. Consider the column ID: $\mathbf{A} = \mathbf{C}\mathbf{W}$, where $\mathbf{C} = \mathbf{A}[:, J_s]$, and a good spanning rows index set I_s of \mathbf{C} exists such that:

$$\mathbf{A}[I_s, :] = \mathbf{C}[I_s, :]\mathbf{W}.$$

Since $\mathbf{C}[I_s, :] = \mathbf{A}[I_s, J_s] \in \mathbb{R}^{r \times r}$ is nonsingular, we can compute:

$$\mathbf{W} = (\mathbf{A}[I_s, J_s])^{-1} \mathbf{A}[I_s, :].$$

Thus, \mathbf{W} does not need to be explicitly stored; only $\mathbf{A}[I_s, :]$ and $(\mathbf{A}[I_s, J_s])^{-1}$ are required. Alternatively, if the inverse of $\mathbf{A}[I_s, J_s]$ is computed dynamically, only r integers for J_s are necessary, as $\mathbf{A}[I_s, J_s]$ can be reconstructed from $\mathbf{A}[I_s, :]$. This approach is particularly efficient for sparse matrices, where the storage of $\mathbf{A}[I_s, :]$ is economical.

⌘ Chapter 7 Problems ⌘

1. **Cramer's rule.** Consider the linear system $\mathbf{M}\mathbf{x} = \mathbf{l}$, where $\mathbf{M} \in \mathbb{R}^{n \times n}$, and $\mathbf{x}, \mathbf{l} \in \mathbb{R}^n$. Let $\mathbf{M}_l(i)$ represent the matrix formed by replacing the i -th column of \mathbf{M} with \mathbf{l} . Show that the i -th element of $\text{adj}(\mathbf{M})\mathbf{l} \in \mathbb{R}^n$ ($\text{adj}(\mathbf{M})$ is the adjugate of \mathbf{M} ; see Definition 0.21) is

$$(\text{adj}(\mathbf{M})\mathbf{l})_i = \det(\mathbf{M}_l(i)), \quad i \in \{1, 2, \dots, n\}. \quad (7.5)$$

Now consider the linear system $\mathbf{M}\mathbf{X} = \mathbf{L}$, where $\mathbf{M} \in \mathbb{R}^{n \times n}$, and $\mathbf{X}, \mathbf{L} \in \mathbb{R}^{n \times m}$. Let $\mathbf{M}_L(i, j)$ be the matrix formed by replacing the i -th column of \mathbf{M} with the j -th column \mathbf{l}_j of \mathbf{L} . Show that the (i, j) -th element of $\text{adj}(\mathbf{M})\mathbf{L} \in \mathbb{R}^{n \times m}$ is

$$(\text{adj}(\mathbf{M})\mathbf{L})_{ij} = \det(\mathbf{M}_L(i, j)), \quad i \in \{1, 2, \dots, n\}, j \in \{1, 2, \dots, m\}. \quad (7.6)$$

Hint: Examine the definitions of determinant and adjugate (Definition 0.19, 0.21).

2. **Cramer's rule.** In the same setting as Problem 7.1, represent the vector $\text{adj}(\mathbf{M})\mathbf{l} \in \mathbb{R}^n$ and the matrix $\text{adj}(\mathbf{M})\mathbf{L} \in \mathbb{R}^{n \times m}$ as follows:

$$\text{adj}(\mathbf{M})\mathbf{l} = [\det(\mathbf{M}_l(i))]_{i=1}^n \in \mathbb{R}^n, \quad \text{adj}(\mathbf{M})\mathbf{L} = [\det(\mathbf{M}_L(i, j))]_{i,j=1}^{n,m} \in \mathbb{R}^{n \times m},$$

i.e., the i -th element of the vector is $\det(\mathbf{M}_l(i))$, the (i, j) -th element of the matrix is $\det(\mathbf{M}_L(i, j))$. Show that

$$\begin{aligned} \mathbf{M} [\det(\mathbf{M}_l(i))]_{i=1}^n &= \mathbf{M} \text{adj}(\mathbf{M})\mathbf{l} = \det(\mathbf{M})\mathbf{l}; \\ \mathbf{M} [\det(\mathbf{M}_L(i, j))]_{i,j=1}^{n,m} &= \mathbf{M} \text{adj}(\mathbf{M})\mathbf{L} = \det(\mathbf{M})\mathbf{L}. \end{aligned} \quad (7.7)$$

Hint: Examine the definition of adjugate (Definition 0.21) and Exercise 0.22.

3. **Cramer's rule.** In the same setting as Problem 7.1, assume further that \mathbf{M} is nonsingular. Show that the i -th element of the solution \mathbf{x} is

$$x_i = \frac{\det(\mathbf{M}_{\mathbf{l}}(i))}{\det(\mathbf{M})}, \quad \forall i \in \{1, 2, \dots, n\}. \quad (7.8)$$

Similarly, show that the (i, j) -th element of the solution \mathbf{X} is

$$x_{ij} = \frac{\det(\mathbf{M}_{\mathbf{L}}(i, j))}{\det(\mathbf{M})}, \quad \forall i \in \{1, 2, \dots, n\}, j \in \{1, 2, \dots, m\}. \quad (7.9)$$

That is, Cramer's rule.

4. **Cramer's rule: the simple way.** In the same setting as Problem 7.1, assume further \mathbf{M} is nonsingular. We notice that

$$\mathbf{M}\mathbf{I}_{\mathbf{l}}(i) = \mathbf{M}_{\mathbf{l}}(i), \quad \forall i \in \{1, 2, \dots, n\}, \quad (7.10)$$

where $\mathbf{I}_{\mathbf{l}}(i)$ represents the identity matrix with the i -th column replaced by \mathbf{l} . Taking the determinant yields:

$$\det(\mathbf{M}) \det(\mathbf{I}_{\mathbf{l}}(i)) = \det(\mathbf{M}_{\mathbf{l}}(i)). \quad (7.11)$$

Show that $\det(\mathbf{I}_{\mathbf{l}}(i)) = x_i$, thereby verifying the result in (7.8).

5. **Determinant of inverses for subsets, Jacobi's equality.** Let $\mathbf{M} \in \mathbb{R}^{n \times n}$, and let $I, J \subseteq \{1, 2, \dots, n\}$ be two index sets (their complementary sets are I^C and J^C , respectively). Show that

$$\det(\mathbf{M}^{-1}[I^C, J^C]) = (-1)^\gamma \frac{\det(\mathbf{M}[J, I])}{\det(\mathbf{M})}, \quad (7.12)$$

where $\gamma = \sum_{i \in I} i + \sum_{j \in J} j$ is the sum of indices. When $I = J$, this also indicates

$$\det(\mathbf{M}^{-1}[I^C, I^C]) = \frac{\det(\mathbf{M}[I, I])}{\det(\mathbf{M})}, \quad (7.13)$$

which is known as *Jacobi's equality*. *Hint: Examine the definitions of determinant and adjugate (Definition 0.19, 0.21). Alternatively, you may prove this using the Schur complement.*

6. Determine the column ID for the matrix $\mathbf{A} = \begin{bmatrix} 1 & 3 & 2 \\ 3 & 7 & 6 \\ 4 & 5 & 8 \end{bmatrix}$.
7. **Matlab-style notation.** Consider a rectangular matrix $\mathbf{A} \in \mathbb{R}^{m \times n}$ of rank r , which admits a rank decomposition $\mathbf{A} = \mathbf{D}\mathbf{F}$. Let $I, J \subseteq \{1, 2, \dots, m\}$ and $K, L \subseteq \{1, 2, \dots, n\}$ be index sets with cardinality $|I| = |J| = |K| = |L| = r$. Then, we have $\mathbf{A}[I, K] = \mathbf{D}[I, :] \mathbf{F}[:, K]$. Show that
- $\mathbf{A}[I, K]$ is nonsingular if and only if $\text{rank}(\mathbf{D}[I, :]) = \text{rank}(\mathbf{F}[:, K]) = r$.
 - $\det(\mathbf{A}[I, K]) \det(\mathbf{A}[J, L]) = \det(\mathbf{A}[I, L]) \det(\mathbf{A}[J, K])$.
8. Discuss algorithms for computing the column ID using column-pivoted QR decomposition.

Part IV

Reduction to Hessenberg, Tridiagonal, and Bidiagonal Form

Hessenberg and Tridiagonal Decomposition

Preliminary

In real applications, we often aim to factor a matrix \mathbf{A} into two orthogonal matrices such that $\mathbf{A} = \mathbf{Q}\mathbf{\Lambda}\mathbf{Q}^\top$, where $\mathbf{\Lambda}$ is either diagonal or upper triangular. Examples include eigen-analysis via Schur decomposition and principal component analysis (PCA) through spectral decomposition. This factorization can be computed through a sequence of *orthogonal similarity transformations*:

$$\underbrace{\mathbf{Q}_k^\top \dots \mathbf{Q}_2^\top \mathbf{Q}_1^\top}_{\mathbf{Q}^\top} \mathbf{A} \underbrace{\mathbf{Q}_1 \mathbf{Q}_2 \dots \mathbf{Q}_k}_{\mathbf{Q}},$$

which converges to $\mathbf{\Lambda}$. However, this transformation can be difficult to handle in practice, such as when using Householder reflectors. Following the example of QR decomposition with Householder reflectors¹, the sequence of orthogonal similarity transformations can be constructed using the Householder reflectors:

$$\begin{bmatrix} \boxtimes & \boxtimes & \boxtimes & \boxtimes & \boxtimes \\ \boxtimes & \boxtimes & \boxtimes & \boxtimes & \boxtimes \\ \boxtimes & \boxtimes & \boxtimes & \boxtimes & \boxtimes \\ \boxtimes & \boxtimes & \boxtimes & \boxtimes & \boxtimes \\ \boxtimes & \boxtimes & \boxtimes & \boxtimes & \boxtimes \end{bmatrix} \xrightarrow{\mathbf{H}_1 \times} \begin{bmatrix} \boxtimes & \boxtimes & \boxtimes & \boxtimes & \boxtimes \\ \mathbf{0} & \boxtimes & \boxtimes & \boxtimes & \boxtimes \\ \mathbf{0} & \boxtimes & \boxtimes & \boxtimes & \boxtimes \\ \mathbf{0} & \boxtimes & \boxtimes & \boxtimes & \boxtimes \\ \mathbf{0} & \boxtimes & \boxtimes & \boxtimes & \boxtimes \end{bmatrix} \xrightarrow{\times \mathbf{H}_1^\top} \begin{bmatrix} \boxtimes & \boxtimes & \boxtimes & \boxtimes & \boxtimes \\ \boxtimes & \boxtimes & \boxtimes & \boxtimes & \boxtimes \\ \boxtimes & \boxtimes & \boxtimes & \boxtimes & \boxtimes \\ \boxtimes & \boxtimes & \boxtimes & \boxtimes & \boxtimes \\ \boxtimes & \boxtimes & \boxtimes & \boxtimes & \boxtimes \end{bmatrix},$$

$\mathbf{A} \qquad \qquad \mathbf{H}_1 \mathbf{A} \qquad \qquad \mathbf{H}_1 \mathbf{A} \mathbf{H}_1^\top$

where the left Householder ($\mathbf{H}_1 \times$) introduces zeros in the first column below the main diagonal (see Section 3.12), but unfortunately, the right Householder ($\times \mathbf{H}_1^\top$) will undo the zeros created by the left Householder.

However, we can simplify the process by splitting the algorithm into two phases. In the first phase, we transform the matrix into a Hessenberg matrix (Definition 8.1) or a tridiagonal matrix (Definition 8.10). Then, in the second phase, we apply an algorithm to convert the results from the first phase into the desired form. This yields the following algorithm:

$$\begin{bmatrix} \boxtimes & \boxtimes & \boxtimes & \boxtimes & \boxtimes \\ \boxtimes & \boxtimes & \boxtimes & \boxtimes & \boxtimes \\ \boxtimes & \boxtimes & \boxtimes & \boxtimes & \boxtimes \\ \boxtimes & \boxtimes & \boxtimes & \boxtimes & \boxtimes \\ \boxtimes & \boxtimes & \boxtimes & \boxtimes & \boxtimes \end{bmatrix} \xrightarrow{\mathbf{H}_1 \times} \begin{bmatrix} \boxtimes & \boxtimes & \boxtimes & \boxtimes & \boxtimes \\ \boxtimes & \boxtimes & \boxtimes & \boxtimes & \boxtimes \\ \mathbf{0} & \boxtimes & \boxtimes & \boxtimes & \boxtimes \\ \mathbf{0} & \boxtimes & \boxtimes & \boxtimes & \boxtimes \\ \mathbf{0} & \boxtimes & \boxtimes & \boxtimes & \boxtimes \end{bmatrix} \xrightarrow{\times \mathbf{H}_1^\top} \begin{bmatrix} \boxtimes & \boxtimes & \boxtimes & \boxtimes & \boxtimes \\ \boxtimes & \boxtimes & \boxtimes & \boxtimes & \boxtimes \\ \mathbf{0} & \boxtimes & \boxtimes & \boxtimes & \boxtimes \\ \mathbf{0} & \boxtimes & \boxtimes & \boxtimes & \boxtimes \\ \mathbf{0} & \boxtimes & \boxtimes & \boxtimes & \boxtimes \end{bmatrix}.$$

$\mathbf{A} \qquad \qquad \mathbf{H}_1 \mathbf{A} \qquad \qquad \mathbf{H}_1 \mathbf{A} \mathbf{H}_1^\top$

1. where \boxtimes represents a value that is not necessarily zero, and **boldface** indicates a value has just been changed.

In this case, the left Householder does not affect the first row, and the right Householder does not affect the first column. A Phase 2 algorithm, typically iterative, for finding the triangular matrix is as follows:

$$\begin{array}{c} \begin{bmatrix} \boxtimes & \boxtimes & \boxtimes & \boxtimes & \boxtimes \\ \boxtimes & \boxtimes & \boxtimes & \boxtimes & \boxtimes \\ 0 & \boxtimes & \boxtimes & \boxtimes & \boxtimes \\ 0 & 0 & \boxtimes & \boxtimes & \boxtimes \\ 0 & 0 & 0 & \boxtimes & \boxtimes \end{bmatrix} \\ \mathbf{H}_3 \mathbf{H}_2 \mathbf{H}_1 \mathbf{A} \mathbf{H}_1^\top \mathbf{H}_2^\top \mathbf{H}_3^\top \end{array} \xrightarrow{\text{Phase 2}} \begin{array}{c} \begin{bmatrix} \boxtimes & \boxtimes & \boxtimes & \boxtimes & \boxtimes \\ \mathbf{0} & \boxtimes & \boxtimes & \boxtimes & \boxtimes \\ 0 & \mathbf{0} & \boxtimes & \boxtimes & \boxtimes \\ 0 & 0 & \mathbf{0} & \boxtimes & \boxtimes \\ 0 & 0 & 0 & \mathbf{0} & \boxtimes \end{bmatrix} \\ \Lambda \end{array}$$

As discussed above, to compute the spectral decomposition, Schur decomposition, or singular value decomposition (SVD), we often make a trade-off. In the first phase, we compute the Hessenberg, tridiagonal, or bidiagonal form, and then use the second phase to complete the decomposition (Van Zee et al., 2012, 2014; Trefethen and Bau III, 1997).

8.1. Hessenberg Decomposition

The Hessenberg decomposition is a technique used to transform a matrix into an upper Hessenberg form. This transformation simplifies the matrix, making it an effective first step in various algorithms, as it reduces computational complexity. Let's begin with a formal definition of upper Hessenberg matrices.

Definition 8.1 (Upper Hessenberg Matrix). An *upper Hessenberg matrix* (simply called Hessenberg matrix when there is no confusion) is a square matrix where all the entries below the subdiagonal are zeros. Similarly, a lower Hessenberg matrix is a square matrix where all the entries above the superdiagonal are zeros.

The definition can be extended to rectangular matrices, where the structure is implied by context.

Formally, for a matrix $\mathbf{H} \in \mathbb{R}^{n \times n}$, with elements h_{ij} for $i, j \in \{1, 2, \dots, n\}$, \mathbf{H} is an upper Hessenberg matrix if $h_{ij} = 0$ for all $i \geq j + 2$.

Additionally, if i is the smallest positive integer for which $h_{i+1,i} = 0$ for $i \in \{1, 2, \dots, n-1\}$, then \mathbf{H} is called **unreduced** if $i = n$.

Consider a 5×5 matrix. In an upper Hessenberg matrix, all elements below the first subdiagonal are zero.

$$\begin{array}{c} \begin{bmatrix} \boxtimes & \boxtimes & \boxtimes & \boxtimes & \boxtimes \\ \boxtimes & \boxtimes & \boxtimes & \boxtimes & \boxtimes \\ 0 & \boxtimes & \boxtimes & \boxtimes & \boxtimes \\ 0 & 0 & \boxtimes & \boxtimes & \boxtimes \\ 0 & 0 & 0 & \boxtimes & \boxtimes \end{bmatrix} \\ \text{possibly unreduced} \end{array} \quad \text{or} \quad \begin{array}{c} \begin{bmatrix} \boxtimes & \boxtimes & \boxtimes & \boxtimes & \boxtimes \\ \boxtimes & \boxtimes & \boxtimes & \boxtimes & \boxtimes \\ 0 & \boxtimes & \boxtimes & \boxtimes & \boxtimes \\ 0 & 0 & 0 & \boxtimes & \boxtimes \\ 0 & 0 & 0 & \boxtimes & \boxtimes \end{bmatrix} \\ \text{reduced} \end{array}.$$

Then we have the following Hessenberg decomposition:

Theorem 8.2: (Hessenberg Decomposition) Any $n \times n$ square matrix \mathbf{A} can be decomposed as

$$\mathbf{A} = \mathbf{Q} \mathbf{H} \mathbf{Q}^\top,$$

where \mathbf{H} is an upper Hessenberg matrix, and \mathbf{Q} is an orthogonal matrix.

For a lower Hessenberg decomposition, the transpose of \mathbf{A} , \mathbf{A}^\top , admits $\mathbf{A}^\top = \mathbf{Q} \mathbf{H}^\top \mathbf{Q}^\top$ if \mathbf{A} admits the Hessenberg decomposition $\mathbf{A} = \mathbf{Q} \mathbf{H} \mathbf{Q}^\top$. The Hessenberg decomposition is analogous to the QR decomposition in that they both reduce a matrix into a sparse form, where the lower parts are zero.

Remark 8.3 (Why Hessenberg Decomposition). While the left orthogonal matrix \mathbf{Q} introduces zeros in \mathbf{H} (similar to the QR decomposition), the right orthogonal matrix \mathbf{Q}^\top does not simplify the matrix further. Then why use Hessenberg decomposition instead of QR decomposition, which achieves zeros even in the lower subdiagonal? The answer lies in the purpose of the decomposition. Hessenberg decomposition serves as a preparatory step (phase one) for advanced factorizations like singular value decomposition (SVD) or UTV decomposition. A more aggressive transformation (e.g., QR decomposition) would introduce zeros in the subdiagonal but disrupt zeros during subsequent transformations.

Furthermore, the form $\mathbf{A} = \mathbf{QHQ}^\top$ is an *orthogonal similarity transformation* (Definition 8.4), preserving key properties of \mathbf{A} such as eigenvalues, rank, and trace (Proposition 8.5). Thus, studying \mathbf{H} provides a simpler approach to understanding \mathbf{A} .

Furthermore, let $\mathbf{A} = \mathbf{QHQ}^\top \in \mathbb{R}^{n \times n}$ be given. In certain scenarios, we may need to solve the linear system $(\mathbf{A} + \gamma\mathbf{I})\mathbf{x} = \mathbf{b}$ for different values of $\gamma \in \mathbb{R}$ and $\mathbf{b} \in \mathbb{R}^n$. The linear system can be equivalently expressed as $(\mathbf{H} + \gamma\mathbf{I})\mathbf{Q}^\top\mathbf{x} = \mathbf{Q}^\top\mathbf{b}$. Since \mathbf{H} is upper Hessenberg, the system can be solved efficiently using methods like forward and backward substitution.

8.2. Similarity Transformation and Orthogonal Similarity Transformation

As mentioned earlier, the Hessenberg decomposition introduced in this section, the tridiagonal decomposition in the next section, the Schur decomposition (Theorem 11.1), and the spectral decomposition (Theorem 12.1) all share a common structure: they transform a matrix into a similar matrix. Below, we provide a rigorous definition of similar matrices and similarity transformations.

Definition 8.4 (Similar Matrices and Similarity Transformation). Two matrices \mathbf{A} and \mathbf{B} are called *similar matrices* if there exists a nonsingular matrix \mathbf{P} such that $\mathbf{B} = \mathbf{PAP}^{-1}$.

In simpler terms, given any nonsingular matrix \mathbf{P} , the matrices \mathbf{A} and \mathbf{PAP}^{-1} are similar. The transformation \mathbf{PAP}^{-1} is referred to as a *similarity transformation* of the matrix \mathbf{A} .

Furthermore, if \mathbf{P} is an orthogonal matrix, the transformation \mathbf{PAP}^\top is also known as the *orthogonal similarity transformation* of \mathbf{A} . The orthogonal similarity transformation is particularly significant because the condition number of the transformed matrix \mathbf{PAP}^\top is no worse than that of the original matrix \mathbf{A} .^a

a. Note that two matrices \mathbf{A} and \mathbf{B} are referred to as *congruent* if $\mathbf{B} = \mathbf{SAS}^\top$ for some nonsingular matrix \mathbf{S} . In this sense, an orthogonal similarity transformation is both a similarity transformation and a congruence transformation.

The distinction between similarity transformations and orthogonal similarity transformations is partly explained in the context of coordinate transformations (Chapter 13.5). We now proceed to establish the important properties of similar matrices, which will be highly useful in subsequent discussions.

Proposition 8.5: (Eigenvalue, Trace and Rank of Similar Matrices) Any eigenvalue of \mathbf{A} is also an eigenvalue of \mathbf{PAP}^{-1} , and vice versa. That is, $\Lambda(\mathbf{A}) = \Lambda(\mathbf{B})$, where $\Lambda(\mathbf{X})$ denotes the spectrum of matrix \mathbf{X} (Definition 0.2).

Moreover, the trace and rank of \mathbf{A} are equal to those of \mathbf{PAP}^{-1} for any nonsingular matrix \mathbf{P} .

Proof [of Proposition 8.5] For any eigenpair (λ, \mathbf{x}) of \mathbf{A} , we have $\mathbf{A}\mathbf{x} = \lambda\mathbf{x}$. Then we have $\lambda\mathbf{P}\mathbf{x} = \mathbf{P}\mathbf{A}\mathbf{P}^{-1}\mathbf{P}\mathbf{x}$ such that $\mathbf{P}\mathbf{x}$ is an eigenvector of $\mathbf{P}\mathbf{A}\mathbf{P}^{-1}$ corresponding to λ . Conversely, for any eigenpair (λ, \mathbf{x}) of $\mathbf{P}\mathbf{A}\mathbf{P}^{-1}$, we have $\mathbf{P}\mathbf{A}\mathbf{P}^{-1}\mathbf{x} = \lambda\mathbf{x}$. Then we have $\mathbf{A}\mathbf{P}^{-1}\mathbf{x} = \lambda\mathbf{P}^{-1}\mathbf{x}$ such that $\mathbf{P}^{-1}\mathbf{x}$ is an eigenvector of \mathbf{A} corresponding to λ .

For the trace of $\mathbf{P}\mathbf{A}\mathbf{P}^{-1}$, using the cyclic invariance property of the trace, we have $\text{tr}(\mathbf{P}\mathbf{A}\mathbf{P}^{-1}) = \text{tr}(\mathbf{A}\mathbf{P}^{-1}\mathbf{P}) = \text{tr}(\mathbf{A})$.

For the rank of $\mathbf{P}\mathbf{A}\mathbf{P}^{-1}$, we separate it into two claims as follows.

Rank claim 1: $\text{rank}(\mathbf{Z}\mathbf{A}) = \text{rank}(\mathbf{A})$ if \mathbf{Z} is nonsingular. For any vector \mathbf{n} in the null space of \mathbf{A} (i.e., $\mathbf{A}\mathbf{n} = \mathbf{0}$), we have $\mathbf{Z}\mathbf{A}\mathbf{n} = \mathbf{0}$. Hence, \mathbf{n} is also in the null space of $\mathbf{Z}\mathbf{A}$. And this implies $\mathcal{N}(\mathbf{A}) \subseteq \mathcal{N}(\mathbf{Z}\mathbf{A})$.

Conversely, for any vector \mathbf{m} in the null space of $\mathbf{Z}\mathbf{A}$ (i.e., $\mathbf{Z}\mathbf{A}\mathbf{m} = \mathbf{0}$), we have $\mathbf{A}\mathbf{m} = \mathbf{Z}^{-1}\mathbf{0} = \mathbf{0}$. That is, \mathbf{m} is also in the null space of \mathbf{A} . And this indicates $\mathcal{N}(\mathbf{Z}\mathbf{A}) \subseteq \mathcal{N}(\mathbf{A})$.

Therefore, the above two arguments imply

$$\mathcal{N}(\mathbf{A}) = \mathcal{N}(\mathbf{Z}\mathbf{A}) \implies \text{rank}(\mathbf{Z}\mathbf{A}) = \text{rank}(\mathbf{A}).$$

Rank claim 2: $\text{rank}(\mathbf{A}\mathbf{Z}) = \text{rank}(\mathbf{A})$ if \mathbf{Z} is nonsingular. Using the equality of row and column ranks (Theorem 0.13), we have $\text{rank}(\mathbf{A}\mathbf{Z}) = \text{rank}(\mathbf{Z}^{\top}\mathbf{A}^{\top})$. Since \mathbf{Z}^{\top} is nonsingular, applying claim 1 gives $\text{rank}(\mathbf{Z}^{\top}\mathbf{A}^{\top}) = \text{rank}(\mathbf{A}^{\top}) = \text{rank}(\mathbf{A})$, where the last equality follows again from the fact that the row rank is equal to the column rank for any matrix. This results in $\text{rank}(\mathbf{A}\mathbf{Z}) = \text{rank}(\mathbf{A})$, as claimed.

Combining these results, and noting that both \mathbf{P} and \mathbf{P}^{-1} are nonsingular, we have $\text{rank}(\mathbf{P}\mathbf{A}\mathbf{P}^{-1}) = \text{rank}(\mathbf{A}\mathbf{P}^{-1}) = \text{rank}(\mathbf{A})$. This completes the proof. \blacksquare

8.3. Existence of Hessenberg Decomposition

We will demonstrate that any $n \times n$ matrix can be transformed into Hessenberg form through a sequence of Householder transformations applied alternately from the left and the right. These transformations are performed in an interleaved manner. Previously, we used Householder reflectors to triangularize matrices by introducing zeros below the diagonal, as part of the QR decomposition process. A similar strategy can be employed to introduce zeros below the subdiagonal, enabling the Hessenberg form transformation. Before delving into the mathematical construction of this decomposition, we highlight the following remark, which will prove essential for deriving the decomposition.

Remark 8.6 (Left and Right Multiplied by a Matrix with Block Identity).

Let $\mathbf{A} \in \mathbb{R}^{n \times n}$ be a square matrix, and let $\mathbf{B} = \begin{bmatrix} \mathbf{I}_k & \mathbf{0} \\ \mathbf{0} & \mathbf{B}_{n-k} \end{bmatrix}$, where \mathbf{I}_k the a $k \times k$ identity matrix. Then $\mathbf{B}\mathbf{A}$ does not alter the first k rows of \mathbf{A} , and $\mathbf{A}\mathbf{B}$ does not alter the first k columns of \mathbf{A} .

First Step: Introduce Zeros for the First Column

Let $\mathbf{A} = [\mathbf{a}_1, \mathbf{a}_2, \dots, \mathbf{a}_n]$ be the column partition of \mathbf{A} , where each $\mathbf{a}_i \in \mathbb{R}^n$. Suppose $\bar{\mathbf{a}}_1, \bar{\mathbf{a}}_2, \dots, \bar{\mathbf{a}}_n \in \mathbb{R}^{n-1}$ are the vectors obtained by removing the first component in \mathbf{a}_i 's. Let

$$r_1 = \|\bar{\mathbf{a}}_1\|, \quad \mathbf{u}_1 = \frac{\bar{\mathbf{a}}_1 - r_1\mathbf{e}_1}{\|\bar{\mathbf{a}}_1 - r_1\mathbf{e}_1\|}, \quad \text{and} \quad \widetilde{\mathbf{H}}_1 = \mathbf{I} - 2\mathbf{u}_1\mathbf{u}_1^{\top} \in \mathbb{R}^{(n-1) \times (n-1)},$$

where \mathbf{e}_1 is the first unit basis in \mathbb{R}^{n-1} , i.e., $\mathbf{e}_1 = [1; 0; 0; \dots; 0] \in \mathbb{R}^{n-1}$. To introduce zeros below the subdiagonal and operate on the submatrix $\mathbf{A}_{2:n,1:n}$, we append the Householder

reflector into $\mathbf{H}_1 = \begin{bmatrix} 1 & \mathbf{0} \\ \mathbf{0} & \widetilde{\mathbf{H}}_1 \end{bmatrix}$, in which case, $\mathbf{H}_1 \mathbf{A}$ will introduce zeros in the first column of \mathbf{A} below entry (2,1). The first row of \mathbf{A} remains unchanged by Remark 8.6. Furthermore, it is straightforward to verify that both \mathbf{H}_1 and $\widetilde{\mathbf{H}}_1$ are symmetric and orthogonal matrices. To obtain the form in Theorem 8.2, we multiply $\mathbf{H}_1 \mathbf{A}$ on the right by \mathbf{H}_1^\top , resulting in $\mathbf{H}_1 \mathbf{A} \mathbf{H}_1^\top$. The multiplication on the right will not change the first column of $\mathbf{H}_1 \mathbf{A}$ and thus keep the zeros introduced in the first column.

An example of a 5×5 matrix is shown as follows, where \boxtimes represents a value that is not necessarily zero, and **boldface** indicates the value has just been changed:

$$\begin{array}{ccc} \begin{bmatrix} \boxtimes & \boxtimes & \boxtimes & \boxtimes & \boxtimes \\ \boxtimes & \boxtimes & \boxtimes & \boxtimes & \boxtimes \\ \boxtimes & \boxtimes & \boxtimes & \boxtimes & \boxtimes \\ \boxtimes & \boxtimes & \boxtimes & \boxtimes & \boxtimes \\ \boxtimes & \boxtimes & \boxtimes & \boxtimes & \boxtimes \end{bmatrix} & \xrightarrow{\mathbf{H}_1 \times} & \begin{bmatrix} \boxtimes & \boxtimes & \boxtimes & \boxtimes & \boxtimes \\ \mathbf{0} & \boxtimes & \boxtimes & \boxtimes & \boxtimes \\ \mathbf{0} & \boxtimes & \boxtimes & \boxtimes & \boxtimes \\ \mathbf{0} & \boxtimes & \boxtimes & \boxtimes & \boxtimes \\ \mathbf{0} & \boxtimes & \boxtimes & \boxtimes & \boxtimes \end{bmatrix} & \xrightarrow{\times \mathbf{H}_1^\top} & \begin{bmatrix} \boxtimes & \boxtimes & \boxtimes & \boxtimes & \boxtimes \\ \boxtimes & \boxtimes & \boxtimes & \boxtimes & \boxtimes \\ \mathbf{0} & \boxtimes & \boxtimes & \boxtimes & \boxtimes \\ \mathbf{0} & \boxtimes & \boxtimes & \boxtimes & \boxtimes \\ \mathbf{0} & \boxtimes & \boxtimes & \boxtimes & \boxtimes \end{bmatrix} \\ \mathbf{A} & & \mathbf{H}_1 \mathbf{A} & & \mathbf{H}_1 \mathbf{A} \mathbf{H}_1^\top \end{array}$$

Second Step: Introduce Zeros for the Second Column

Let $\mathbf{B} = \mathbf{H}_1 \mathbf{A} \mathbf{H}_1^\top$, where the entries in the first column below entry (2,1) are all zeros. The goal is now to introduce zeros in the second column below entry (3,2). Let $\mathbf{B}_2 = \mathbf{B}_{2:n,2:n} = [\mathbf{b}_1, \mathbf{b}_2, \dots, \mathbf{b}_{n-1}]$. Suppose again $\bar{\mathbf{b}}_1, \bar{\mathbf{b}}_2, \dots, \bar{\mathbf{b}}_{n-1} \in \mathbb{R}^{n-2}$ are vectors removing the first component in \mathbf{b}_i 's. We can again construct a Householder reflector

$$r_1 = \|\bar{\mathbf{b}}_1\|, \quad \mathbf{u}_2 = \frac{\bar{\mathbf{b}}_1 - r_1 \mathbf{e}_1}{\|\bar{\mathbf{b}}_1 - r_1 \mathbf{e}_1\|}, \quad \text{and} \quad \widetilde{\mathbf{H}}_2 = \mathbf{I} - 2\mathbf{u}_2 \mathbf{u}_2^\top \in \mathbb{R}^{(n-2) \times (n-2)}, \quad (8.1)$$

where \mathbf{e}_1 here is the first unit basis in \mathbb{R}^{n-2} . To introduce zeros below the subdiagonal and operate on the submatrix $\mathbf{B}_{3:n,1:n}$, we append the Householder reflector into $\mathbf{H}_2 = \begin{bmatrix} \mathbf{I}_2 & \mathbf{0} \\ \mathbf{0} & \widetilde{\mathbf{H}}_2 \end{bmatrix}$, where \mathbf{I}_2 is the 2×2 identity matrix. We can see that $\mathbf{H}_2 \mathbf{H}_1 \mathbf{A} \mathbf{H}_1^\top$ will not change the first two rows of $\mathbf{H}_1 \mathbf{A} \mathbf{H}_1^\top$; and since the Householder cannot reflect a zero vector, the zeros in the first column will be kept. Again, applying \mathbf{H}_2^\top to the right of $\mathbf{H}_2 \mathbf{H}_1 \mathbf{A} \mathbf{H}_1^\top$ will not change the first two columns so that the zeros will be kept.

Following the example of a 5×5 matrix, the second step is shown as follows, where \boxtimes represents a value that is not necessarily zero, and **boldface** indicates the value has just been changed:

$$\begin{array}{ccc} \begin{bmatrix} \boxtimes & \boxtimes & \boxtimes & \boxtimes & \boxtimes \\ \boxtimes & \boxtimes & \boxtimes & \boxtimes & \boxtimes \\ \mathbf{0} & \boxtimes & \boxtimes & \boxtimes & \boxtimes \\ \mathbf{0} & \boxtimes & \boxtimes & \boxtimes & \boxtimes \\ \mathbf{0} & \boxtimes & \boxtimes & \boxtimes & \boxtimes \end{bmatrix} & \xrightarrow{\mathbf{H}_2 \times} & \begin{bmatrix} \boxtimes & \boxtimes & \boxtimes & \boxtimes & \boxtimes \\ \boxtimes & \boxtimes & \boxtimes & \boxtimes & \boxtimes \\ \mathbf{0} & \boxtimes & \boxtimes & \boxtimes & \boxtimes \\ \mathbf{0} & \mathbf{0} & \boxtimes & \boxtimes & \boxtimes \\ \mathbf{0} & \mathbf{0} & \boxtimes & \boxtimes & \boxtimes \end{bmatrix} & \xrightarrow{\times \mathbf{H}_2^\top} & \begin{bmatrix} \boxtimes & \boxtimes & \boxtimes & \boxtimes & \boxtimes \\ \boxtimes & \boxtimes & \boxtimes & \boxtimes & \boxtimes \\ \mathbf{0} & \boxtimes & \boxtimes & \boxtimes & \boxtimes \\ \mathbf{0} & \mathbf{0} & \boxtimes & \boxtimes & \boxtimes \\ \mathbf{0} & \mathbf{0} & \boxtimes & \boxtimes & \boxtimes \end{bmatrix} \\ \mathbf{H}_1 \mathbf{A} \mathbf{H}_1^\top & & \mathbf{H}_2 \mathbf{H}_1 \mathbf{A} \mathbf{H}_1^\top & & \mathbf{H}_2 \mathbf{H}_1 \mathbf{A} \mathbf{H}_1^\top \mathbf{H}_2^\top \end{array}$$

The same process can go on, and there are a total of $n - 2$ such steps. We will finally triangularize by $\mathbf{H} = \mathbf{H}_{n-2} \mathbf{H}_{n-3} \dots \mathbf{H}_1 \mathbf{A} \mathbf{H}_1^\top \mathbf{H}_2^\top \dots \mathbf{H}_{n-2}^\top$. Since \mathbf{H}_i 's are symmetric and orthogonal, this can be simply reduced to

$$\mathbf{H} = \mathbf{H}_{n-2} \mathbf{H}_{n-3} \dots \mathbf{H}_1 \mathbf{A} \mathbf{H}_1 \mathbf{H}_2 \dots \mathbf{H}_{n-2}.$$

Note that only $n - 2$ stages are required, rather than $n - 1$ or n . This will be verified using the example below. The following illustrates the process for a 5×5 matrix, where \boxtimes

represents a value that is not necessarily zero, and **boldface** indicates the value has just been changed.

$$\begin{array}{ccc}
 \begin{bmatrix} \boxtimes & \boxtimes & \boxtimes & \boxtimes & \boxtimes \\ \boxtimes & \boxtimes & \boxtimes & \boxtimes & \boxtimes \\ \boxtimes & \boxtimes & \boxtimes & \boxtimes & \boxtimes \\ \boxtimes & \boxtimes & \boxtimes & \boxtimes & \boxtimes \\ \boxtimes & \boxtimes & \boxtimes & \boxtimes & \boxtimes \end{bmatrix} & \xrightarrow{H_1 \times} & \begin{bmatrix} \boxtimes & \boxtimes & \boxtimes & \boxtimes & \boxtimes \\ \boxtimes & \boxtimes & \boxtimes & \boxtimes & \boxtimes \\ \mathbf{0} & \boxtimes & \boxtimes & \boxtimes & \boxtimes \\ \mathbf{0} & \boxtimes & \boxtimes & \boxtimes & \boxtimes \\ \mathbf{0} & \boxtimes & \boxtimes & \boxtimes & \boxtimes \end{bmatrix} & \xrightarrow{\times H_1^\top} & \begin{bmatrix} \boxtimes & \boxtimes & \boxtimes & \boxtimes & \boxtimes \\ \boxtimes & \boxtimes & \boxtimes & \boxtimes & \boxtimes \\ 0 & \boxtimes & \boxtimes & \boxtimes & \boxtimes \\ 0 & \boxtimes & \boxtimes & \boxtimes & \boxtimes \\ 0 & \boxtimes & \boxtimes & \boxtimes & \boxtimes \end{bmatrix} \\
 \mathbf{A} & & \mathbf{H}_1 \mathbf{A} & & \mathbf{H}_1 \mathbf{A} \mathbf{H}_1^\top \\
 & & \xrightarrow{H_2 \times} & & \xrightarrow{\times H_2^\top} \\
 & & \begin{bmatrix} \boxtimes & \boxtimes & \boxtimes & \boxtimes & \boxtimes \\ \boxtimes & \boxtimes & \boxtimes & \boxtimes & \boxtimes \\ 0 & \boxtimes & \boxtimes & \boxtimes & \boxtimes \\ 0 & \mathbf{0} & \boxtimes & \boxtimes & \boxtimes \\ 0 & \mathbf{0} & \boxtimes & \boxtimes & \boxtimes \end{bmatrix} & & \begin{bmatrix} \boxtimes & \boxtimes & \boxtimes & \boxtimes & \boxtimes \\ \boxtimes & \boxtimes & \boxtimes & \boxtimes & \boxtimes \\ 0 & \boxtimes & \boxtimes & \boxtimes & \boxtimes \\ 0 & 0 & \boxtimes & \boxtimes & \boxtimes \\ 0 & 0 & \boxtimes & \boxtimes & \boxtimes \end{bmatrix} \\
 & & \mathbf{H}_2 \mathbf{H}_1 \mathbf{A} \mathbf{H}_1^\top & & \mathbf{H}_2 \mathbf{H}_1 \mathbf{A} \mathbf{H}_1^\top \mathbf{H}_2^\top \\
 & & \xrightarrow{H_3 \times} & & \xrightarrow{\times H_3^\top} \\
 & & \begin{bmatrix} \boxtimes & \boxtimes & \boxtimes & \boxtimes & \boxtimes \\ \boxtimes & \boxtimes & \boxtimes & \boxtimes & \boxtimes \\ 0 & \boxtimes & \boxtimes & \boxtimes & \boxtimes \\ 0 & 0 & \boxtimes & \boxtimes & \boxtimes \\ 0 & 0 & \mathbf{0} & \boxtimes & \boxtimes \end{bmatrix} & & \begin{bmatrix} \boxtimes & \boxtimes & \boxtimes & \boxtimes & \boxtimes \\ \boxtimes & \boxtimes & \boxtimes & \boxtimes & \boxtimes \\ 0 & \boxtimes & \boxtimes & \boxtimes & \boxtimes \\ 0 & 0 & \boxtimes & \boxtimes & \boxtimes \\ 0 & 0 & 0 & \boxtimes & \boxtimes \end{bmatrix} \\
 & & \mathbf{H}_3 \mathbf{H}_2 \mathbf{H}_1 \mathbf{A} \mathbf{H}_1^\top \mathbf{H}_2^\top & & \mathbf{H}_3 \mathbf{H}_2 \mathbf{H}_1 \mathbf{A} \mathbf{H}_1^\top \mathbf{H}_2^\top \mathbf{H}_3^\top
 \end{array}$$

8.4. Properties of Hessenberg Decomposition

The Hessenberg decomposition is not unique due to the various ways to construct the Householder reflectors (e.g., Equation (8.1)). However, under mild conditions, different decompositions exhibit a similar structure.

Theorem 8.7: (Implicit Q Theorem for Hessenberg Decomposition) Let $\mathbf{A} \in \mathbb{R}^{n \times n}$ be a matrix with two Hessenberg decompositions, $\mathbf{A} = \mathbf{U}\mathbf{H}\mathbf{U}^\top = \mathbf{V}\mathbf{G}\mathbf{V}^\top$, where $\mathbf{U} = [\mathbf{u}_1, \mathbf{u}_2, \dots, \mathbf{u}_n]$ and $\mathbf{V} = [\mathbf{v}_1, \mathbf{v}_2, \dots, \mathbf{v}_n]$ are the column partitions of \mathbf{U} and \mathbf{V} , respectively. Assume k is the smallest positive integer such that $h_{k+1,k} = 0$, where h_{ij} denotes the (i, j) entry of \mathbf{H} . Then:

- If $\mathbf{u}_1 = \mathbf{v}_1$, then $\mathbf{u}_i = \pm \mathbf{v}_i$ and $|h_{i,i-1}| = |g_{i,i-1}|$ for $i \in \{2, 3, \dots, k\}$.
- When $k = n$, the Hessenberg matrix \mathbf{H} is called *unreduced*. Otherwise, if $k < n$, then $g_{k+1,k} = 0$.

Proof [of Theorem 8.7] Define the orthogonal matrix $\mathbf{Z} = \mathbf{V}^\top \mathbf{U}$. We have:

$$\left. \begin{array}{l} \mathbf{G}\mathbf{Z} = \mathbf{V}^\top \mathbf{A}\mathbf{V}\mathbf{V}^\top \mathbf{U} = \mathbf{V}^\top \mathbf{A}\mathbf{U} \\ \mathbf{Z}\mathbf{H} = \mathbf{V}^\top \mathbf{U}\mathbf{U}^\top \mathbf{A}\mathbf{U} = \mathbf{V}^\top \mathbf{A}\mathbf{U} \end{array} \right\} \implies \mathbf{G}\mathbf{Z} = \mathbf{Z}\mathbf{H}.$$

For the $(i-1)$ -th column, we have $\mathbf{G}\mathbf{z}_{i-1} = \mathbf{Z}\mathbf{h}_{i-1}$, where \mathbf{z}_{i-1} and \mathbf{h}_{i-1} are the $(i-1)$ -th columns of \mathbf{Z} and \mathbf{H} , respectively. Since $h_{l,i-1} = 0$ for $l \geq i+1$ (as per the definition of upper Hessenberg matrices), $\mathbf{Z}\mathbf{h}_{i-1}$ can be represented as

$$\mathbf{Z}\mathbf{h}_{i-1} = \sum_{j=1}^i h_{j,i-1} \mathbf{z}_j = h_{i,i-1} \mathbf{z}_i + \sum_{j=1}^{i-1} h_{j,i-1} \mathbf{z}_j.$$

Combining results, we have $h_{i,i-1} \mathbf{z}_i = \mathbf{G}\mathbf{z}_{i-1} - \sum_{j=1}^{i-1} h_{j,i-1} \mathbf{z}_j$. A moment of reflexion reveals that $[\mathbf{z}_1, \mathbf{z}_2, \dots, \mathbf{z}_k]$ is upper triangular. Since \mathbf{Z} is orthogonal, it must be diagonal, and each value on the diagonal is in $\{-1, 1\}$ for $i \in \{2, \dots, k\}$. Then $\mathbf{z}_1 = \mathbf{e}_1$

and $\mathbf{z}_i = \pm \mathbf{e}_i$ for $i \in \{2, \dots, k\}$. Additionally, $\mathbf{z}_i = \mathbf{V}^\top \mathbf{u}_i$ and $h_{i,i-1} = \mathbf{z}_i^\top (\mathbf{G}\mathbf{z}_{i-1} - \sum_{j=1}^{i-1} h_{j,i-1} \mathbf{z}_j) = \mathbf{z}_i^\top \mathbf{G}\mathbf{z}_{i-1}$. Therefore, for $i \in \{2, \dots, k\}$, $\mathbf{z}_i^\top \mathbf{G}\mathbf{z}_{i-1}$ is just $\pm g_{i,i-1}$. It follows that $|h_{i,i-1}| = |g_{i,i-1}|$ and $\mathbf{u}_i = \pm \mathbf{v}_i$, $\forall i \in \{2, 3, \dots, k\}$. This proves the first part. For the second part, if $k < n$,

$$\begin{aligned} g_{k+1,k} &= \mathbf{e}_{k+1}^\top \mathbf{G}\mathbf{e}_k = \pm \mathbf{e}_{k+1}^\top \underbrace{\mathbf{G}\mathbf{Z}}_{\mathbf{ZH}} \mathbf{e}_k = \pm \mathbf{e}_{k+1}^\top \underbrace{\mathbf{Z}\mathbf{H}\mathbf{e}_k}_{\substack{k\text{-th column of } \mathbf{ZH}}} \\ &= \pm \mathbf{e}_{k+1}^\top \mathbf{Z}\mathbf{h}_k = \pm \mathbf{e}_{k+1}^\top \sum_{j=1}^{k+1} h_{jk} \mathbf{z}_j = \pm \mathbf{e}_{k+1}^\top \sum_{j=1}^k h_{jk} \mathbf{z}_j = 0, \end{aligned}$$

where the penultimate equality is derived from the assumption that $h_{k+1,k} = 0$. This completes the proof. \blacksquare

From the above theorem, we observe that when two Hessenberg decompositions of a matrix \mathbf{A} are both unreduced and share the same first column in their respective orthogonal matrices, the corresponding Hessenberg matrices \mathbf{H} and \mathbf{G} are similar matrices such that $\mathbf{H} = \mathbf{D}\mathbf{G}\mathbf{D}^{-1}$, where $\mathbf{D} = \text{diag}(\pm 1, \pm 1, \dots, \pm 1)$. *Moreover, and most importantly, if we constrain the elements in the lower subdiagonal of the Hessenberg matrix \mathbf{H} to be positive (if possible), then the Hessenberg decomposition $\mathbf{A} = \mathbf{Q}\mathbf{H}\mathbf{Q}^\top$ is uniquely determined by \mathbf{A} and the first column of \mathbf{Q} .* This property parallels the uniqueness of the QR decomposition (as established in Corollary 3.10) and is crucial for simplifying the *QR algorithm*, which is widely used for computing the singular value decomposition or eigenvalues of a matrix (Golub and Van Loan, 2013; Lu, 2021c).

The next concept involves a Krylov matrix, defined as follows:

Definition 8.8 (Krylov Matrix). Given a matrix $\mathbf{A} \in \mathbb{R}^{n \times n}$, a vector $\mathbf{q} \in \mathbb{R}^n$, and a scalar k , the *Krylov matrix* is defined as:

$$\mathbf{K}(\mathbf{A}, \mathbf{q}, k) = [\mathbf{q}, \mathbf{A}\mathbf{q}, \dots, \mathbf{A}^{k-1}\mathbf{q}] \in \mathbb{R}^{n \times k}.$$

Theorem 8.9: (Unreduced Hessenberg) Suppose there exists an orthogonal matrix \mathbf{Q} such that a matrix $\mathbf{A} \in \mathbb{R}^{n \times n}$ can be factored as $\mathbf{A} = \mathbf{Q}\mathbf{H}\mathbf{Q}^\top$. Then, $\mathbf{Q}^\top \mathbf{A}\mathbf{Q} = \mathbf{H}$ is an unreduced upper Hessenberg matrix if and only if $\mathbf{R} = \mathbf{Q}^\top \mathbf{K}(\mathbf{A}, \mathbf{q}_1, n)$ is nonsingular and upper triangular, where \mathbf{q}_1 is the first column of \mathbf{Q} .

If \mathbf{R} is singular and k is the smallest index such that $r_{kk} = 0$, then k is also the smallest index satisfying $h_{k,k-1} = 0$.

Proof [of Theorem 8.9] Assume \mathbf{H} is an unreduced upper Hessenberg matrix. Write out the following matrix

$$\mathbf{R} = \mathbf{Q}^\top \mathbf{K}(\mathbf{A}, \mathbf{q}_1, n) = [\mathbf{e}_1, \mathbf{H}\mathbf{e}_1, \dots, \mathbf{H}^{n-1}\mathbf{e}_1],$$

where, obviously, \mathbf{R} is upper triangular with $r_{11} = 1$. Observe that $r_{ii} = h_{21}h_{32} \dots h_{i,i-1}$ for $i \in \{2, 3, \dots, n\}$. When \mathbf{H} is unreduced, \mathbf{R} is nonsingular as well.

Conversely, assume \mathbf{R} is upper triangular and nonsingular. We observe the recurrence $\mathbf{r}_{k+1} = \mathbf{H}\mathbf{r}_k$, which implies that the $(k+2 : n)$ -th rows of $\mathbf{H}[:, 1 : k]$ are zero and $h_{k+1,k} \neq 0$ for $k \in \{1, 2, \dots, n-1\}$. Thus, \mathbf{H} is unreduced.

If \mathbf{R} is singular and k is the smallest index satisfying $r_{kk} = 0$, then

$$\left. \begin{aligned} r_{k-1,k-1} &= h_{21}h_{32} \dots h_{k-1,k-2} && \neq 0 \\ r_{kk} &= h_{21}h_{32} \dots h_{k-1,k-2}h_{k,k-1} && = 0 \end{aligned} \right\} \text{ leads to } h_{k,k-1} = 0,$$

from which the result follows. ■

Algorithm 5 Moler and Stewart's HT reduction (Moler and Stewart, 1973)

Require: A general matrix $\mathbf{A} \in \mathbb{R}^{n \times n}$ and an upper triangular matrix $\mathbf{B} \in \mathbb{R}^{n \times n}$;

Ensure: Orthogonal matrices $\mathbf{Q}, \mathbf{Z} \in \mathbb{R}^{n \times n}$ such that $(\mathbf{H}, \mathbf{T}) = (\mathbf{Q}^\top \mathbf{A} \mathbf{Z}, \mathbf{Q}^\top \mathbf{B} \mathbf{Z})$ is in HT form;

- 1: **Remark:** $\mathbf{L}_{i-1,i}, \mathbf{R}_{i,i-1} \in \mathbb{R}^{n \times n}$ denote Givens rotations (Section 3.13) acting on rows/-columns $i-1$ and i .
 - 2: Initially set $\mathbf{Q} \leftarrow \mathbf{I}_n, \mathbf{Z} \leftarrow \mathbf{I}_n, \mathbf{H} \leftarrow \mathbf{A}$, and $\mathbf{T} \leftarrow \mathbf{B}$;
 - 3: **for** $j = 1, 2, \dots, n-2$ **do** ▷ Introduce zeros in the j -th column of \mathbf{A}
 - 4: **for** $i = n, n-1, \dots, j+2$ **do**
 - 5: Construct $\mathbf{L}_{i-1,i}$ such that the (i, j) -th entry of $\mathbf{L}_{i-1,i}^\top \mathbf{H}$ is zero.
 - 6: Update $\mathbf{H} \leftarrow \mathbf{L}_{i-1,i}^\top \mathbf{H}, \mathbf{T} \leftarrow \mathbf{L}_{i-1,i}^\top \mathbf{T}, \mathbf{Q} \leftarrow \mathbf{Q} \mathbf{L}_{i-1,i}$.
 - 7: Construct $\mathbf{R}_{i,i-1}$ such that the fill-in $(i, i-1)$ entry of $\mathbf{T} \mathbf{R}_{i,i-1}$ is zero.
 - 8: Update $\mathbf{H} \leftarrow \mathbf{H} \mathbf{R}_{i,i-1}, \mathbf{T} \leftarrow \mathbf{T} \mathbf{R}_{i,i-1}, \mathbf{Z} \leftarrow \mathbf{Z} \mathbf{R}_{i,i-1}$.
 - 9: **end for**
 - 10: **end for**
 - 11: Output $(\mathbf{H}, \mathbf{T}) = (\mathbf{Q}^\top \mathbf{A} \mathbf{Z}, \mathbf{Q}^\top \mathbf{B} \mathbf{Z})$.
-

8.5. Hessenberg-Triangular Decomposition

Given a matrix pair (\mathbf{A}, \mathbf{B}) , where $\mathbf{A}, \mathbf{B} \in \mathbb{R}^{n \times n}$, a preprocessing step of the *QZ decomposition or generalized Schur decomposition* (Moler and Stewart, 1973) for solving the regular *generalized eigenvalue problem* $(\mathbf{A} - \lambda \mathbf{B})\mathbf{x} = \mathbf{0}$ involves computing orthogonal matrices $\mathbf{Q}, \mathbf{Z} \in \mathbb{R}^{n \times n}$ such that $\mathbf{Q}^\top \mathbf{A} \mathbf{Z}$ is upper Hessenberg while $\mathbf{Q}^\top \mathbf{B} \mathbf{Z}$ is upper triangular. This so-called *Hessenberg-triangular (HT) form* of the matrix pair (\mathbf{A}, \mathbf{B}) significantly reduces the computational cost during the iterative part of the QZ algorithm, which in turn plays a crucial role in the computation of quadratic eigenvalue problems (Zhang, 2017).

The HT reduction begins by computing a QR decomposition $\mathbf{B} = \mathbf{Q}_0 \mathbf{B}_0$, where \mathbf{Q}_0 is orthogonal and \mathbf{B}_0 is upper triangular. The matrices \mathbf{A} and \mathbf{B} are then overwritten by $\mathbf{Q}_0 \mathbf{A}$ and $\mathbf{Q}_0 \mathbf{B} = \mathbf{B}_0$, respectively. Thus, for the rest of this section, we assume that the matrix \mathbf{B} in the pair (\mathbf{A}, \mathbf{B}) is already in upper triangular form. In the HZ algorithm, matrix \mathbf{A} is then reduced to Hessenberg form by applying a sequence of Givens rotations. The goal is to reduce \mathbf{A} to Hessenberg form while maintaining the triangular form of \mathbf{B} . This is achieved by premultiplying \mathbf{A} with Householder reflections or Givens rotations to annihilate elements below the first subdiagonal, and postmultiplying \mathbf{B} with a different set of Householder reflections or Givens rotations to preserve its triangular form (we use Givens rotations in Algorithm 5).

An example of a 7×7 matrix is shown as follows at $i = 5$ and $j = 2$, where \boxtimes represents a value that is not necessarily zero, and **boldface** indicates the value has just been changed. The **blue** elements are introduced to zero from a nonzero value; while the **red** elements are

modified to nonzero from a zero value:

$$\begin{array}{ccc}
 \begin{bmatrix} \boxtimes & \boxtimes & \boxtimes & \boxtimes & \boxtimes & \boxtimes \\ \boxtimes & \boxtimes & \boxtimes & \boxtimes & \boxtimes & \boxtimes \\ 0 & \boxtimes & \boxtimes & \boxtimes & \boxtimes & \boxtimes \\ 0 & \boxtimes & \boxtimes & \boxtimes & \boxtimes & \boxtimes \\ 0 & 0 & \boxtimes & \boxtimes & \boxtimes & \boxtimes \\ 0 & 0 & \boxtimes & \boxtimes & \boxtimes & \boxtimes \end{bmatrix} & \begin{bmatrix} \boxtimes & \boxtimes & \boxtimes & \boxtimes & \boxtimes & \boxtimes \\ 0 & \boxtimes & \boxtimes & \boxtimes & \boxtimes & \boxtimes \\ 0 & 0 & \boxtimes & \boxtimes & \boxtimes & \boxtimes \\ 0 & 0 & 0 & \boxtimes & \boxtimes & \boxtimes \\ 0 & 0 & 0 & \boxtimes & \boxtimes & \boxtimes \\ 0 & 0 & 0 & 0 & \boxtimes & \boxtimes \\ 0 & 0 & 0 & 0 & 0 & \boxtimes \end{bmatrix} & \rightarrow & \begin{bmatrix} \boxtimes & \boxtimes & \boxtimes & \boxtimes & \boxtimes & \boxtimes \\ \boxtimes & \boxtimes & \boxtimes & \boxtimes & \boxtimes & \boxtimes \\ \boxtimes & \boxtimes & \boxtimes & \boxtimes & \boxtimes & \boxtimes \\ 0 & \boxtimes & \boxtimes & \boxtimes & \boxtimes & \boxtimes \\ 0 & 0 & \boxtimes & \boxtimes & \boxtimes & \boxtimes \\ 0 & 0 & \boxtimes & \boxtimes & \boxtimes & \boxtimes \\ 0 & 0 & \boxtimes & \boxtimes & \boxtimes & \boxtimes \end{bmatrix} & \begin{bmatrix} \boxtimes & \boxtimes & \boxtimes & \boxtimes & \boxtimes & \boxtimes \\ 0 & \boxtimes & \boxtimes & \boxtimes & \boxtimes & \boxtimes \\ 0 & 0 & \boxtimes & \boxtimes & \boxtimes & \boxtimes \\ 0 & 0 & 0 & \boxtimes & \boxtimes & \boxtimes \\ 0 & 0 & 0 & \boxtimes & \boxtimes & \boxtimes \\ 0 & 0 & 0 & 0 & \boxtimes & \boxtimes \\ 0 & 0 & 0 & 0 & 0 & \boxtimes \end{bmatrix} \\
 L_{4,5}^\top H & L_{4,5}^\top T & & L_{4,5}^\top H R_{5,4} & L_{4,5}^\top T R_{5,4}
 \end{array}$$

8.6. Tridiagonal Decomposition: Hessenberg in Symmetric Matrices

Similar to the Hessenberg decomposition, the tridiagonal decomposition simplifies matrices and serves as a preliminary step for other algorithms, reducing their computational complexity. We begin by formally defining tridiagonal matrices.

Definition 8.10 (Tridiagonal Matrix). A tridiagonal matrix is a square matrix, where all the entries below the lower subdiagonal and the entries above the upper subdiagonal are zeros. In other words, a tridiagonal matrix is a special type of *band matrix*.

The concept of a tridiagonal matrix can also extend to rectangular matrices, with the form inferred from context.

Formally, consider a matrix $\mathbf{T} \in \mathbb{R}^{n \times n}$ with entries t_{ij} for $i, j \in \{1, 2, \dots, n\}$. The matrix \mathbf{T} is tridiagonal if $t_{ij} = 0$ for all $i \geq j + 2$ and $i \leq j - 2$.

Additionally, let i denote the smallest positive integer such that $h_{i+1,i} = 0$ for $i \in \{1, 2, \dots, n - 1\}$. The matrix \mathbf{T} is termed **unreduced** if $i = n$.

For example, consider a 5×5 matrix. In a tridiagonal matrix, the elements below the lower subdiagonal and above the upper subdiagonal are zeros:

$$\begin{array}{ccc}
 \begin{bmatrix} \boxtimes & \boxtimes & 0 & 0 & 0 \\ \boxtimes & \boxtimes & \boxtimes & 0 & 0 \\ 0 & \boxtimes & \boxtimes & \boxtimes & 0 \\ 0 & 0 & \boxtimes & \boxtimes & \boxtimes \\ 0 & 0 & 0 & \boxtimes & \boxtimes \end{bmatrix} & \text{or} & \begin{bmatrix} \boxtimes & \boxtimes & 0 & 0 & 0 \\ \boxtimes & \boxtimes & \boxtimes & 0 & 0 \\ 0 & \boxtimes & \boxtimes & \boxtimes & 0 \\ 0 & 0 & 0 & \boxtimes & \boxtimes \\ 0 & 0 & 0 & \boxtimes & \boxtimes \end{bmatrix} \\
 \text{possibly unreduced} & & \text{reduced}
 \end{array}$$

Clearly, a tridiagonal matrix is a special case of an upper Hessenberg matrix. This allows us to formulate the tridiagonal decomposition as follows:

Theorem 8.11: (Tridiagonal Decomposition) Any $n \times n$ symmetric matrix \mathbf{A} can be decomposed as

$$\mathbf{A} = \mathbf{Q}\mathbf{T}\mathbf{Q}^\top,$$

where \mathbf{T} is a *symmetric* tridiagonal matrix, and \mathbf{Q} is an orthogonal matrix.

The existence of the tridiagonal decomposition follows directly by applying the Hessenberg decomposition to the symmetric matrix \mathbf{A} .

8.7. Properties of Tridiagonal Decomposition

The tridiagonal decomposition, like the Hessenberg decomposition, is generally not unique. However, if we constrain the elements of the lower subdiagonal of the tridiagonal matrix \mathbf{T} to be positive (where possible), the tridiagonal decomposition $\mathbf{A} = \mathbf{Q}\mathbf{T}\mathbf{Q}^\top$ becomes uniquely determined by \mathbf{A} and the first column of \mathbf{Q} .

Theorem 8.12: (Implicit Q Theorem for Tridiagonal) Let $\mathbf{A} \in \mathbb{R}^{n \times n}$ be a symmetric matrix with two tridiagonal decompositions: $\mathbf{A} = \mathbf{U}\mathbf{T}\mathbf{U}^\top = \mathbf{V}\mathbf{G}\mathbf{V}^\top$, where $\mathbf{U} = [\mathbf{u}_1, \mathbf{u}_2, \dots, \mathbf{u}_n]$ and $\mathbf{V} = [\mathbf{v}_1, \mathbf{v}_2, \dots, \mathbf{v}_n]$ are the column partitions of \mathbf{U} and \mathbf{V} , respectively. Suppose further that k is the smallest positive integer such that $t_{k+1,k} = 0$, where t_{ij} is the entry (i, j) of \mathbf{T} . Then:

- If $\mathbf{u}_1 = \mathbf{v}_1$, then $\mathbf{u}_i = \pm \mathbf{v}_i$ and $|t_{i,i-1}| = |g_{i,i-1}|$ for $i \in \{2, 3, \dots, k\}$.
- When $k = n$, the tridiagonal matrix \mathbf{T} is called unreduced. However, if $k < n$, then $g_{k+1,k} = 0$.

From the above theorem, we see that constraining the elements of the lower subdiagonal of \mathbf{T} to be positive (if possible) ensures that the tridiagonal decomposition $\mathbf{A} = \mathbf{Q}\mathbf{T}\mathbf{Q}^\top$ is uniquely determined by \mathbf{A} and the first column of \mathbf{Q} . This is analogous to the uniqueness of the QR decomposition (see Corollary 3.10).

Similarly, a reduced tridiagonal decomposition can be derived using the Krylov matrix (Definition 8.8).

Theorem 8.13: (Reduced Tridiagonal) Suppose there exists an orthogonal matrix \mathbf{Q} such that $\mathbf{A} \in \mathbb{R}^{n \times n}$ can be factored as $\mathbf{A} = \mathbf{Q}\mathbf{T}\mathbf{Q}^\top$. Then, $\mathbf{Q}^\top \mathbf{A} \mathbf{Q} = \mathbf{T}$ is an unreduced tridiagonal matrix if and only if $\mathbf{R} = \mathbf{Q}^\top \mathbf{K}(\mathbf{A}, \mathbf{q}_1, n)$ is nonsingular and upper triangular, where \mathbf{q}_1 is the first column of \mathbf{Q} .

If \mathbf{R} is singular and k is the smallest index satisfying $r_{kk} = 0$, then k is also the smallest index such that $t_{k,k-1} = 0$.

Chapter 8 Problems

1. Let $\mathbf{A}, \mathbf{B} \in \mathbb{R}^{n \times n}$ be similar. Show that $\text{adj}(\mathbf{A})$ and $\text{adj}(\mathbf{B})$ are similar.
2. Let \mathbf{A} be given and \mathbf{P} be nonsingular. Show that if $\mathbf{P}\mathbf{A}\mathbf{P}^{-1}$ is upper triangular, then the diagonal entries of $\mathbf{P}\mathbf{A}\mathbf{P}^{-1}$ are the eigenvalues of \mathbf{A} .
3. **Power property of similar matrices.** Let $\mathbf{B} = \mathbf{P}\mathbf{A}\mathbf{P}^{-1}$. Show that $\mathbf{B}^k = \mathbf{P}\mathbf{A}^k\mathbf{P}^{-1}$ for $k = 1, 2, \dots$, that is, \mathbf{B}^k and \mathbf{A}^k are similar if \mathbf{B} and \mathbf{A} are similar. If one of \mathbf{A} and \mathbf{B} is nonsingular, show that $\mathbf{B}^{-1} = \mathbf{P}\mathbf{A}^{-1}\mathbf{P}^{-1}$ also holds.
4. In the main section, we transform the given matrix $\mathbf{A} \in \mathbb{R}^{n \times n}$ into its orthogonal similarity transformation. Use Gaussian elimination matrices (see (1.1)) to transform into its similarity transformation. Discuss the complexity of your algorithm.
5. Show that if $\mathbf{A} = \mathbf{E}\mathbf{C}\mathbf{E}^{-1}$ and $\mathbf{B} = \mathbf{F}\mathbf{C}\mathbf{F}^{-1}$, then \mathbf{A} and \mathbf{B} are similar matrices.
6. Show that the matrices $\begin{bmatrix} 4 & 1 \\ -1 & 0 \end{bmatrix}$ and $\begin{bmatrix} 1 & 1 \\ 0 & 3 \end{bmatrix}$ are similar.
7. **Polynomial.** Let \mathbf{A} and \mathbf{B} be similar, and consider a polynomial $p(\mathbf{C}) = \gamma_n \mathbf{C}^n + \gamma_{n-1} \mathbf{C}^{n-1} + \dots + \gamma_0$. Show that $p(\mathbf{A})$ and $p(\mathbf{B})$ are also similar.
8. **Polynomial.** Let \mathbf{A} and a nonsingular \mathbf{P} be given, and consider a polynomial $p(\mathbf{C}) = \gamma_n \mathbf{C}^n + \gamma_{n-1} \mathbf{C}^{n-1} + \dots + \gamma_0$. Show that $p(\mathbf{P}\mathbf{A}\mathbf{P}^{-1}) = \mathbf{P}p(\mathbf{A})\mathbf{P}^{-1}$.
9. Let $\mathbf{A}, \mathbf{B} \in \mathbb{R}^{n \times n}$ be given. Show that $\mathbf{A}\mathbf{B}$ and $\mathbf{B}\mathbf{A}$ are similar if at least one of them is nonsingular.
10. **Similarity transformation.** Let $\mathbf{A} \in \mathbb{R}^{n \times n}$ and let $\mathbf{P} \in \mathbb{R}^{n \times n}$ be nonsingular. Show that $\det(\mathbf{P}^{-1}\mathbf{A}\mathbf{P} - \lambda\mathbf{I}) = \det(\mathbf{A} - \lambda\mathbf{I})$. This again demonstrates that the eigenvalues remain unchanged under similarity transformations.
11. Let $\mathbf{H} \in \mathbb{R}^{n \times n}$ be an unreduced upper Hessenberg matrix. Show that $\text{rank}(\mathbf{H} - \lambda\mathbf{I}) \geq n - 1$ for any $\lambda \in \mathbb{R}$.

12. Let $\mathbf{H} \in \mathbb{R}^{n \times n}$ be an unreduced upper Hessenberg matrix. Show that its geometric multiplicity is 1 for any eigenvalue (Definition 12.11).
13. Let $\mathbf{A} \in \mathbb{R}^{n \times n}$ be given with a lower bandwidth of p (Definition 1.12). Provide an algorithm that computes the Hessenberg decomposition of \mathbf{A} using Householder reflectors or Givens rotations.
14. **Hessenberg LU.** Let $\mathbf{H} \in \mathbb{R}^{n \times n}$ be upper Hessenberg. Show that there exists a set of Gaussian elimination matrices $\mathbf{E}_1, \mathbf{E}_2, \dots, \mathbf{E}_{n-1}$ with entries bounded by unity (see Equation (1.1)) and a set of permutation matrices $\mathbf{P}_1, \mathbf{P}_2, \mathbf{P}_{n-1}$ such that $\mathbf{E}_{n-1}\mathbf{P}_{n-1} \dots \mathbf{E}_2\mathbf{P}_2\mathbf{E}_1\mathbf{P}_1\mathbf{H}$ is upper triangular. Discuss the complexity of your algorithm.
15. **Hessenberg QR.** Let $\mathbf{H} \in \mathbb{R}^{n \times n}$ be upper Hessenberg. Provide an algorithm that computes the QR decomposition of \mathbf{H} using Givens rotations with a complexity of $\mathcal{O}(n^2)$ flops.
16. Let $\mathbf{H} \in \mathbb{R}^{n \times n}$ be upper Hessenberg with an eigenpair (λ, \mathbf{v}) . Provide an algorithm that computes an orthogonal matrix \mathbf{Q} such that $\mathbf{Q}^\top \mathbf{H} \mathbf{Q} = \begin{bmatrix} \lambda & \mathbf{u}^\top \\ \mathbf{0} & \mathbf{H}_1 \end{bmatrix}$, where $\mathbf{H}_1 \in \mathbb{R}^{(n-1) \times (n-1)}$ is also upper Hessenberg. *Hint: Consider \mathbf{Q} as a product of Givens rotations.*
17. (Read Chapter 12 first) Let the following matrix be a 4×4 Hessenberg matrix:

$$\mathbf{H} = \begin{bmatrix} b_1 & c_1 & d_1 & e_1 \\ a_1 & b_2 & c_2 & d_2 \\ 0 & a_2 & b_3 & c_3 \\ 0 & 0 & a_3 & b_4 \end{bmatrix}.$$

Show that

- If a_1, a_2, a_3 are all nonzero, and any eigenvalue λ of \mathbf{H} is a real number, then the geometric multiplicity of λ must be equal to one.
 - If \mathbf{H} is similar to a symmetric matrix \mathbf{A} , and the algebraic multiplicity of some eigenvalue λ of \mathbf{A} is greater than 1, then at least one of a_1, a_2, a_3 must be zero.
18. Consult Kagström et al. (2008); Bujanovic et al. (2018) and derive the complexity of the Hessenberg-triangular decomposition.
 19. Let $\mathbf{A} \in \mathbb{R}^{n \times n}$. Show that \mathbf{A} is idempotent (i.e., $\mathbf{A}^2 = \mathbf{A}$) if and only if there exists an orthogonal matrix $\mathbf{B} \in \mathbb{R}^{n \times n}$ such that \mathbf{A} and \mathbf{B} are similar.
 20. Show that if $\mathbf{A} \in \mathbb{R}^{n \times n}$ is similar to an orthogonal matrix, then \mathbf{A}^{-1} is similar to \mathbf{A}^\top .
 21. (Golub and Van Loan, 2013) Let $\mathbf{A} = \mathbf{S} + \sigma \mathbf{u} \mathbf{u}^\top \in \mathbb{R}^{n \times n}$, where $\mathbf{S} \in \mathbb{R}^{n \times n}$ is skew-symmetric (satisfying $\mathbf{A}^\top = -\mathbf{A}$), $\mathbf{u} \in \mathbb{R}^n$, and $\sigma \in \mathbb{R}$. Show that there exists an orthogonal matrix \mathbf{Q} such that $\mathbf{Q}^\top \mathbf{A} \mathbf{Q} = \mathbf{T} + \sigma \mathbf{e}_1 \mathbf{e}_1^\top$, where \mathbf{T} is tridiagonal and skew-symmetric.
 22. Let $\mathbf{H} \in \mathbb{R}^{n \times n}$ be upper Hessenberg. Provide an algorithm that computes the decomposition $\mathbf{H} \mathbf{R} = \mathbf{R} \mathbf{T}$, where \mathbf{R} is unit upper triangular, and \mathbf{T} is tridiagonal.
 23. Based on the proofs of Theorems 8.7 and 8.9, prove Theorems 8.12 and 8.13.
 24. Let $\gamma_0, \gamma_1, \dots, \gamma_n > 0$. Show that the following $n \times n$ tridiagonal matrix is positive definite:

$$\begin{bmatrix} \gamma_0 + \gamma_1 & -\gamma_1 & 0 & \dots & 0 \\ -\gamma_1 & \gamma_1 + \gamma_2 & -\gamma_2 & \dots & 0 \\ 0 & -\gamma_2 & \gamma_2 + \gamma_3 & \dots & 0 \\ \vdots & \vdots & \vdots & \ddots & \vdots \\ 0 & 0 & 0 & \dots & \gamma_{n-1} + \gamma_n \end{bmatrix}.$$

Hint: Consider the leading principal minors.

25. (Higham, 2002) Let $\mathbf{T}_n(a, b, c) \in \mathbb{R}^{n \times n}$ be a tridiagonal matrix defined as:

$$\text{(toeplitz tridiagonal matrix) : } \quad \mathbf{T}_n(a, b, c) = \begin{bmatrix} b & c & 0 & \dots & 0 \\ a & b & c & \dots & 0 \\ 0 & a & b & \dots & 0 \\ \vdots & \vdots & \vdots & \ddots & \vdots \\ 0 & 0 & 0 & \dots & b \end{bmatrix}.$$

- Show that the eigenvalues of $\mathbf{T}_n(a, b, c)$ are $b + 2\sqrt{ac} \cos(\frac{k\pi}{n+1})$ for $k \in \{1, 2, \dots, n\}$.
26. (Noschese et al., 2013) Show that the matrix $\mathbf{T}_n(a, b, c)$ is normal if and only if $|a| = |c|$.
27. Let $\mathbf{T} \in \mathbb{R}^{n \times n}$ be an unreduced tridiagonal matrix. Show that $\text{rank}(\mathbf{T} - \lambda \mathbf{I}) \geq n - 1$ for any $\lambda \in \mathbb{R}$.
28. Let $\mathbf{T} \in \mathbb{R}^{n \times n}$ be an unreduced tridiagonal matrix. Show that its geometric multiplicity is 1 for any eigenvalue (Definition 12.11).
29. Let $\mathbf{A} \in \mathbb{R}^{n \times n}$ be tridiagonal. Show that if $a_{i,i+1}a_{i+1,i} > 0$ for all $i \in \{1, 2, \dots, n-1\}$, then \mathbf{A} has n distinct real eigenvalues. Moreover, show that if $a_{i,i+1}a_{i+1,i} \geq 0$ for all $i \in \{1, 2, \dots, n-1\}$, then all eigenvalues of \mathbf{A} are real. *Hint: Use the Jordan decomposition discussed in Chapter 10.*

Bidiagonal Decomposition

9.1. Bidiagonal Decomposition

For a non-square symmetric matrix, obtaining a tridiagonal form is a non-trivial task. However, we can take a step back and consider a decomposition that involves two distinct orthogonal matrices. To begin, we provide the formal definition of upper bidiagonal matrices:

Definition 9.1 (Upper Bidiagonal Matrix). An upper bidiagonal matrix is a square matrix characterized by a banded structure, containing nonzero entries only along the *main diagonal* and the *superdiagonal* (i.e., the diagonal immediately above the main diagonal). In this case, the matrix has exactly two nonzero diagonals.

If the nonzero entries appear on the diagonal below the main diagonal instead, the matrix is referred to as a *lower bidiagonal matrix*.

This definition can be extended to rectangular matrices, where the bidiagonal structure can be implied based on the context.

Consider, for example, a 7×5 upper bidiagonal matrix. In this case, all entries below the main diagonal and above the superdiagonal are zero:

$$\begin{bmatrix} \boxtimes & \boxtimes & 0 & 0 & 0 \\ 0 & \boxtimes & \boxtimes & 0 & 0 \\ 0 & 0 & \boxtimes & \boxtimes & 0 \\ 0 & 0 & 0 & \boxtimes & \boxtimes \\ 0 & 0 & 0 & 0 & \boxtimes \\ 0 & 0 & 0 & 0 & 0 \\ 0 & 0 & 0 & 0 & 0 \end{bmatrix}.$$

We now state the following result regarding bidiagonal decomposition:

Theorem 9.2: (Bidiagonal Decomposition) Any $m \times n$ matrix \mathbf{A} can be decomposed as

$$\mathbf{A} = \mathbf{U}\mathbf{B}\mathbf{V}^\top,$$

where \mathbf{B} is an upper bidiagonal matrix, and $\mathbf{U} \in \mathbb{R}^{m \times m}$ and $\mathbf{V} \in \mathbb{R}^{n \times n}$ are orthogonal matrices.

The bidiagonalization process shares structural similarities with singular value decomposition (SVD). The primary difference lies in the form of \mathbf{B} , which, in the bidiagonal decomposition, contains nonzero entries specifically on the superdiagonal. This distinction

is significant in the numerical computation of singular value decomposition (Golub and Van Loan, 2013; Lu, 2021c).

9.2. Existence of Bidiagonal Decomposition: Golub-Kahan Approach

In earlier discussions, we employed Householder reflectors to triangularize matrices, achieving the QR decomposition by introducing zeros below the diagonal and the Hessenberg decomposition by introducing zeros below the subdiagonal. A similar approach can be applied to obtain the bidiagonal decomposition.

First Step 1.1: Introduce Zeros for the First Column

Let $\mathbf{A} = [\mathbf{a}_1, \mathbf{a}_2, \dots, \mathbf{a}_n]$ be the column partition of \mathbf{A} , where each $\mathbf{a}_i \in \mathbb{R}^m$. We construct the Householder reflector as follows:

$$r_1 = \|\mathbf{a}_1\|, \quad \mathbf{u}_1 = \frac{\mathbf{a}_1 - r_1 \mathbf{e}_1}{\|\mathbf{a}_1 - r_1 \mathbf{e}_1\|}, \quad \text{and} \quad \mathbf{H}_1 = \mathbf{I} - 2\mathbf{u}_1 \mathbf{u}_1^\top \in \mathbb{R}^{m \times m},$$

where \mathbf{e}_1 here is the first unit basis in \mathbb{R}^m , i.e., $\mathbf{e}_1 = [1; 0; 0; \dots; 0] \in \mathbb{R}^m$. The matrix \mathbf{H}_1 is symmetric and orthogonal (from the definition of Householder reflectors). Applying \mathbf{H}_1 to \mathbf{A} introduces zeros in the first column of \mathbf{A} below the (1,1) entry, effectively reflecting \mathbf{a}_1 to $r_1 \mathbf{e}_1$.

For example, consider a 7×5 matrix \mathbf{A} . The transformation is illustrated below, where \boxtimes represents nonzero values, and **boldface** indicates values modified by the transformation:

$$\begin{array}{c} \begin{bmatrix} \boxtimes & \boxtimes & \boxtimes & \boxtimes & \boxtimes \\ \boxtimes & \boxtimes & \boxtimes & \boxtimes & \boxtimes \\ \boxtimes & \boxtimes & \boxtimes & \boxtimes & \boxtimes \\ \boxtimes & \boxtimes & \boxtimes & \boxtimes & \boxtimes \\ \boxtimes & \boxtimes & \boxtimes & \boxtimes & \boxtimes \\ \boxtimes & \boxtimes & \boxtimes & \boxtimes & \boxtimes \\ \boxtimes & \boxtimes & \boxtimes & \boxtimes & \boxtimes \end{bmatrix} \\ \mathbf{A} \end{array} \xrightarrow{\mathbf{H}_1} \begin{array}{c} \begin{bmatrix} \boxtimes & \boxtimes & \boxtimes & \boxtimes & \boxtimes \\ \mathbf{0} & \boxtimes & \boxtimes & \boxtimes & \boxtimes \\ \mathbf{0} & \boxtimes & \boxtimes & \boxtimes & \boxtimes \\ \mathbf{0} & \boxtimes & \boxtimes & \boxtimes & \boxtimes \\ \mathbf{0} & \boxtimes & \boxtimes & \boxtimes & \boxtimes \\ \mathbf{0} & \boxtimes & \boxtimes & \boxtimes & \boxtimes \\ \mathbf{0} & \boxtimes & \boxtimes & \boxtimes & \boxtimes \end{bmatrix} \\ \mathbf{H}_1 \mathbf{A} \end{array}.$$

At this stage, the procedure aligns with the steps used in QR decomposition via Householder reflectors, as described in Section 3.12. Moving forward, introducing zeros above the superdiagonal of $\mathbf{H}_1 \mathbf{A}$ is analogous to introducing zeros below the subdiagonal of $(\mathbf{H}_1 \mathbf{A})^\top$.

First Step 1.2: Introduce Zeros for the First Row

Now, consider the *transpose* of $\mathbf{H}_1 \mathbf{A}$, denoted as $(\mathbf{H}_1 \mathbf{A})^\top = \mathbf{A}^\top \mathbf{H}_1^\top \in \mathbb{R}^{n \times m}$. The column partition is given by $\mathbf{A}^\top \mathbf{H}_1^\top = [\mathbf{z}_1, \mathbf{z}_2, \dots, \mathbf{z}_m]$, where each $\mathbf{z}_i \in \mathbb{R}^n$. Let $\bar{\mathbf{z}}_1, \bar{\mathbf{z}}_2, \dots, \bar{\mathbf{z}}_m \in \mathbb{R}^{n-1}$ represent vectors obtained by removing the first component of each \mathbf{z}_i . We can construct the Householder reflector as follows:

$$r_1 = \|\bar{\mathbf{z}}_1\|, \quad \mathbf{v}_1 = \frac{\bar{\mathbf{z}}_1 - r_1 \mathbf{e}_1}{\|\bar{\mathbf{z}}_1 - r_1 \mathbf{e}_1\|}, \quad \text{and} \quad \tilde{\mathbf{L}}_1 = \mathbf{I} - 2\mathbf{v}_1 \mathbf{v}_1^\top \in \mathbb{R}^{(n-1) \times (n-1)},$$

where \mathbf{e}_1 now is the first unit basis in \mathbb{R}^{n-1} , i.e., $\mathbf{e}_1 = [1; 0; 0; \dots; 0] \in \mathbb{R}^{n-1}$. To introduce zeros below the subdiagonal and operate on the submatrix $(\mathbf{A}^\top \mathbf{H}_1^\top)_{2:n,1:m}$, we append the Householder reflector into $\mathbf{L}_1 = \begin{bmatrix} 1 & \mathbf{0} \\ \mathbf{0} & \tilde{\mathbf{L}}_1 \end{bmatrix}$, where both \mathbf{L}_1 and $\tilde{\mathbf{L}}_1$ are orthogonal and symmetric (from the definition of Householder reflectors). In this case, $\mathbf{L}_1 (\mathbf{A}^\top \mathbf{H}_1^\top)$ will introduce zeros in the first column of $(\mathbf{A}^\top \mathbf{H}_1^\top)$ below entry (2,1), i.e., reflect $\bar{\mathbf{z}}_1$ to $r_1 \mathbf{e}_1$.

The first row of $(\mathbf{A}^\top \mathbf{H}_1^\top)$ remains unchanged, as noted in Remark 8.6, ensuring the zeros introduced in step (1.1) are preserved.

Returning to the original (untransposed) matrix $\mathbf{H}_1 \mathbf{A}$, multiplying on the right by \mathbf{L}_1^\top introduces zeros in the first row to the right of entry (1, 2). To illustrate, following the example above, the procedure on the 7×5 matrix is shown as follows, where \boxtimes represents a value that is not necessarily zero, and **boldface** indicates the value has just been changed:

$$\begin{array}{ccc} \begin{bmatrix} \boxtimes & 0 & 0 & 0 & 0 & 0 & 0 \\ \boxtimes & \boxtimes & \boxtimes & \boxtimes & \boxtimes & \boxtimes & \boxtimes \\ \boxtimes & \boxtimes & \boxtimes & \boxtimes & \boxtimes & \boxtimes & \boxtimes \\ \boxtimes & \boxtimes & \boxtimes & \boxtimes & \boxtimes & \boxtimes & \boxtimes \\ \boxtimes & \boxtimes & \boxtimes & \boxtimes & \boxtimes & \boxtimes & \boxtimes \end{bmatrix} & \xrightarrow{L_1^\times} & \begin{bmatrix} \boxtimes & 0 & 0 & 0 & 0 & 0 & 0 \\ \boxtimes & \boxtimes & \boxtimes & \boxtimes & \boxtimes & \boxtimes & \boxtimes \\ \mathbf{0} & \boxtimes & \boxtimes & \boxtimes & \boxtimes & \boxtimes & \boxtimes \\ \mathbf{0} & \boxtimes & \boxtimes & \boxtimes & \boxtimes & \boxtimes & \boxtimes \\ \mathbf{0} & \boxtimes & \boxtimes & \boxtimes & \boxtimes & \boxtimes & \boxtimes \end{bmatrix} & \xrightarrow{(\cdot)^\top} & \begin{bmatrix} \boxtimes & \boxtimes & \mathbf{0} & \mathbf{0} & \mathbf{0} \\ 0 & \boxtimes & \boxtimes & \boxtimes & \boxtimes \\ 0 & \boxtimes & \boxtimes & \boxtimes & \boxtimes \\ 0 & \boxtimes & \boxtimes & \boxtimes & \boxtimes \\ 0 & \boxtimes & \boxtimes & \boxtimes & \boxtimes \\ 0 & \boxtimes & \boxtimes & \boxtimes & \boxtimes \\ 0 & \boxtimes & \boxtimes & \boxtimes & \boxtimes \end{bmatrix} \\ \mathbf{A}^\top \mathbf{H}_1^\top & & \mathbf{L}_1 \mathbf{A}^\top \mathbf{H}_1^\top & & \mathbf{H}_1 \mathbf{A} \mathbf{L}_1^\top \end{array}$$

In summary, $\mathbf{H}_1 \mathbf{A} \mathbf{L}_1^\top$ achieves the first step of introducing zeros to both the first column and the first row of \mathbf{A} .

Second Step 2.1: Introduce Zeros for the Second Column

Let $\mathbf{B} = \mathbf{H}_1 \mathbf{A} \mathbf{L}_1^\top$, where all entries in the first column below entry (1,1) are zero, and similarly, all entries in the first row to the right of entry (1, 2) are also zero. The goal of this step is to introduce zeros in the second column below the entry at (2, 2). Let $\mathbf{B}_2 = \mathbf{B}_{2:m,2:n} = [\mathbf{b}_1, \mathbf{b}_2, \dots, \mathbf{b}_{n-1}] \in \mathbb{R}^{(m-1) \times (n-1)}$. We can again construct a Householder reflector as follows:

$$r_1 = \|\mathbf{b}_1\|, \quad \mathbf{u}_2 = \frac{\mathbf{b}_1 - r_1 \mathbf{e}_1}{\|\mathbf{b}_1 - r_1 \mathbf{e}_1\|}, \quad \text{and} \quad \widetilde{\mathbf{H}}_2 = \mathbf{I} - 2\mathbf{u}_2 \mathbf{u}_2^\top \in \mathbb{R}^{(m-1) \times (m-1)},$$

where \mathbf{e}_1 now is the first unit basis for \mathbb{R}^{m-1} i.e., $\mathbf{e}_1 = [1; 0; 0; \dots; 0] \in \mathbb{R}^{m-1}$. To introduce zeros below the main diagonal and operate on the submatrix $\mathbf{B}_{2:m,2:n}$, we append the Householder reflector into $\mathbf{H}_2 = \begin{bmatrix} 1 & \mathbf{0} \\ \mathbf{0} & \widetilde{\mathbf{H}}_2 \end{bmatrix}$. This transformation ensures that $\mathbf{H}_2(\mathbf{H}_1 \mathbf{A} \mathbf{L}_1^\top)$ does not affect the first row of $(\mathbf{H}_1 \mathbf{A} \mathbf{L}_1^\top)$, as shown by Remark 8.6. Additionally, because a Householder reflector preserves zero vectors, the zeros in the first column remain unchanged.

Continuing from the previous example, the process applied to a 7×5 matrix is illustrated below, where \boxtimes represents a value that is not necessarily zero, and **boldface** indicates the value has just been changed:

$$\begin{array}{ccc} \begin{bmatrix} \boxtimes & \boxtimes & 0 & 0 & 0 \\ 0 & \boxtimes & \boxtimes & \boxtimes & \boxtimes \\ 0 & \boxtimes & \boxtimes & \boxtimes & \boxtimes \\ 0 & \boxtimes & \boxtimes & \boxtimes & \boxtimes \\ 0 & \boxtimes & \boxtimes & \boxtimes & \boxtimes \\ 0 & \boxtimes & \boxtimes & \boxtimes & \boxtimes \\ 0 & \boxtimes & \boxtimes & \boxtimes & \boxtimes \end{bmatrix} & \xrightarrow{H_2^\times} & \begin{bmatrix} \boxtimes & \boxtimes & 0 & 0 & 0 \\ 0 & \boxtimes & \boxtimes & \boxtimes & \boxtimes \\ 0 & \mathbf{0} & \boxtimes & \boxtimes & \boxtimes \\ 0 & \mathbf{0} & \boxtimes & \boxtimes & \boxtimes \\ 0 & \mathbf{0} & \boxtimes & \boxtimes & \boxtimes \\ 0 & \mathbf{0} & \boxtimes & \boxtimes & \boxtimes \\ 0 & \mathbf{0} & \boxtimes & \boxtimes & \boxtimes \end{bmatrix} \\ \mathbf{H}_1 \mathbf{A} \mathbf{L}_1^\top & & \mathbf{H}_2 \mathbf{H}_1 \mathbf{A} \mathbf{L}_1^\top \end{array}$$

Second Step 2.2: Introduce Zeros for the Second Row

Following step (1.2), consider the *transpose* of $\mathbf{H}_2 \mathbf{H}_1 \mathbf{A} \mathbf{L}_1^\top$, given by $\mathbf{L}_1 \mathbf{A}^\top \mathbf{H}_1^\top \mathbf{H}_2^\top \in \mathbb{R}^{n \times m}$. Assume the column partition of $\mathbf{L}_1 \mathbf{A}^\top \mathbf{H}_1^\top \mathbf{H}_2^\top$ is $\mathbf{L}_1 \mathbf{A}^\top \mathbf{H}_1^\top \mathbf{H}_2^\top = [\mathbf{x}_1, \mathbf{x}_2, \dots, \mathbf{x}_m]$, where each $\mathbf{x}_i \in \mathbb{R}^n$. Let $\bar{\mathbf{x}}_1, \bar{\mathbf{x}}_2, \dots, \bar{\mathbf{x}}_m \in \mathbb{R}^{n-2}$ denote vectors obtained by removing the first two

components of \mathbf{x}_i 's. Construct the Householder reflector as:

$$r_1 = \|\bar{\mathbf{x}}_1\|, \quad \mathbf{v}_2 = \frac{\bar{\mathbf{x}}_1 - r_1 \mathbf{e}_1}{\|\bar{\mathbf{x}}_1 - r_1 \mathbf{e}_1\|}, \quad \text{and} \quad \tilde{\mathbf{L}}_2 = \mathbf{I} - 2\mathbf{v}_2 \mathbf{v}_2^\top \in \mathbb{R}^{(n-2) \times (n-2)},$$

where \mathbf{e}_1 now is the first unit basis for \mathbb{R}^{n-2} , i.e., $\mathbf{e}_1 = [1; 0; 0; \dots; 0] \in \mathbb{R}^{n-2}$. To introduce zeros below the subdiagonal and operate on the submatrix $(\mathbf{L}_1 \mathbf{A}^\top \mathbf{H}_1 \mathbf{H}_2)_{3:n, 1:m}$, we append the Householder reflector into $\mathbf{L}_2 = \begin{bmatrix} \mathbf{I}_2 & \mathbf{0} \\ \mathbf{0} & \tilde{\mathbf{L}}_2 \end{bmatrix}$, where \mathbf{I}_2 is the 2×2 identity matrix. By definition, \mathbf{L}_2 and $\tilde{\mathbf{L}}_2$ are both symmetric and orthogonal matrices (from the properties of Householder reflectors). In this case, $\mathbf{L}_2(\mathbf{L}_1 \mathbf{A}^\top \mathbf{H}_1^\top \mathbf{H}_2^\top)$ will introduce zeros in the second column of $(\mathbf{L}_1 \mathbf{A}^\top \mathbf{H}_1^\top \mathbf{H}_2^\top)$ below entry (3,2). The first two rows of $(\mathbf{L}_1 \mathbf{A}^\top \mathbf{H}_1^\top \mathbf{H}_2^\top)$ remain unaffected and kept unchanged, as noted in Remark 8.6. Furthermore, its first column will be kept unchanged as well.

Returning to the *untransposed* matrix $\mathbf{H}_2 \mathbf{H}_1 \mathbf{A} \mathbf{L}_1^\top$, multiplying on the right by \mathbf{L}_2^\top introduces zeros in the second row to the right of entry (2,3). Following this process for a 7×5 matrix, the procedure for this step is illustrated below, where \boxtimes represents a value that is not necessarily zero, and **boldface** indicates the value has just been changed:

$$\begin{array}{ccc} \begin{bmatrix} \boxtimes & 0 & 0 & 0 & 0 & 0 & 0 \\ \boxtimes & \boxtimes & 0 & 0 & 0 & 0 & 0 \\ 0 & \boxtimes & \boxtimes & \boxtimes & \boxtimes & \boxtimes & \boxtimes \\ 0 & \boxtimes & \boxtimes & \boxtimes & \boxtimes & \boxtimes & \boxtimes \\ 0 & \boxtimes & \boxtimes & \boxtimes & \boxtimes & \boxtimes & \boxtimes \end{bmatrix} & \xrightarrow{\mathbf{L}_2^\top} & \begin{bmatrix} \boxtimes & 0 & 0 & 0 & 0 & 0 & 0 \\ \boxtimes & \boxtimes & 0 & 0 & 0 & 0 & 0 \\ 0 & \boxtimes & \boxtimes & \boxtimes & \boxtimes & \boxtimes & \boxtimes \\ 0 & \mathbf{0} & \boxtimes & \boxtimes & \boxtimes & \boxtimes & \boxtimes \\ 0 & \mathbf{0} & \boxtimes & \boxtimes & \boxtimes & \boxtimes & \boxtimes \end{bmatrix} & \xrightarrow{(\cdot)^\top} & \begin{bmatrix} \boxtimes & \boxtimes & 0 & 0 & 0 \\ 0 & \boxtimes & \boxtimes & \mathbf{0} & \mathbf{0} \\ 0 & 0 & \boxtimes & \boxtimes & \boxtimes \\ 0 & 0 & \boxtimes & \boxtimes & \boxtimes \\ 0 & 0 & \boxtimes & \boxtimes & \boxtimes \\ 0 & 0 & \boxtimes & \boxtimes & \boxtimes \\ 0 & 0 & \boxtimes & \boxtimes & \boxtimes \end{bmatrix} \\ \mathbf{L}_1 \mathbf{A}^\top \mathbf{H}_1^\top \mathbf{H}_2^\top & & \mathbf{L}_2 \mathbf{L}_1 \mathbf{A}^\top \mathbf{H}_1^\top \mathbf{H}_2^\top & & \mathbf{H}_2 \mathbf{H}_1 \mathbf{A} \mathbf{L}_1^\top \mathbf{L}_2^\top \end{array}$$

Thus, $\mathbf{H}_2(\mathbf{H}_1 \mathbf{A} \mathbf{L}_1^\top) \mathbf{L}_2^\top$ completes the second step of introducing zeros into the second column and row of \mathbf{A} .

The process described can continue iteratively. It is important to observe that there are n left Householder reflectors, denoted as \mathbf{H}_i , and $n - 2$ right Householder reflectors, denoted as \mathbf{L}_i (suppose $m > n$ for simplicity). This interleaved Householder factorization is commonly referred to as the *Golub-Kahan bidiagonalization* (Golub and Kahan, 1965). Ultimately, this procedure yields the following bidiagonalized form:

$$\mathbf{B} = \mathbf{H}_n \mathbf{H}_{n-1} \dots \mathbf{H}_1 \mathbf{A} \mathbf{L}_1^\top \mathbf{L}_2^\top \dots \mathbf{L}_{n-2}^\top.$$

Since all \mathbf{H}_i 's and \mathbf{L}_i 's are symmetric and orthogonal by definition, this can also be expressed as:

$$\mathbf{B} = \mathbf{H}_n \mathbf{H}_{n-1} \dots \mathbf{H}_1 \mathbf{A} \mathbf{L}_1 \mathbf{L}_2 \dots \mathbf{L}_{n-2}.$$

The complete procedure for the 7×5 matrix is shown as follows, where again \boxtimes represents a value that is not necessarily zero, and **boldface** indicates the value has just been changed:

$$\begin{array}{ccc} \begin{bmatrix} \boxtimes & \boxtimes & \boxtimes & \boxtimes & \boxtimes \\ \boxtimes & \boxtimes & \boxtimes & \boxtimes & \boxtimes \\ \boxtimes & \boxtimes & \boxtimes & \boxtimes & \boxtimes \\ \boxtimes & \boxtimes & \boxtimes & \boxtimes & \boxtimes \\ \boxtimes & \boxtimes & \boxtimes & \boxtimes & \boxtimes \\ \boxtimes & \boxtimes & \boxtimes & \boxtimes & \boxtimes \end{bmatrix} & \xrightarrow{\mathbf{H}_1} & \begin{bmatrix} \boxtimes & \boxtimes & \boxtimes & \boxtimes & \boxtimes \\ \mathbf{0} & \boxtimes & \boxtimes & \boxtimes & \boxtimes \\ \mathbf{0} & \boxtimes & \boxtimes & \boxtimes & \boxtimes \\ \mathbf{0} & \boxtimes & \boxtimes & \boxtimes & \boxtimes \\ \mathbf{0} & \boxtimes & \boxtimes & \boxtimes & \boxtimes \\ \mathbf{0} & \boxtimes & \boxtimes & \boxtimes & \boxtimes \\ \mathbf{0} & \boxtimes & \boxtimes & \boxtimes & \boxtimes \end{bmatrix} & \xrightarrow{\times \mathbf{L}_1^\top} & \begin{bmatrix} \boxtimes & \boxtimes & 0 & 0 & 0 \\ 0 & \boxtimes & \boxtimes & \boxtimes & \boxtimes \\ 0 & \boxtimes & \boxtimes & \boxtimes & \boxtimes \\ 0 & \boxtimes & \boxtimes & \boxtimes & \boxtimes \\ 0 & \boxtimes & \boxtimes & \boxtimes & \boxtimes \\ 0 & \boxtimes & \boxtimes & \boxtimes & \boxtimes \\ 0 & \boxtimes & \boxtimes & \boxtimes & \boxtimes \end{bmatrix} \\ \mathbf{A} & & \mathbf{H}_1 \mathbf{A} & & \mathbf{H}_1 \mathbf{A} \mathbf{L}_1^\top \end{array}$$

$$\begin{array}{ccc}
\begin{array}{c} \xrightarrow{H_2 \times} \\ \begin{bmatrix} \boxtimes & \boxtimes & \boxtimes & \boxtimes & \boxtimes \\ 0 & \boxtimes & \boxtimes & \boxtimes & \boxtimes \\ 0 & 0 & \boxtimes & \boxtimes & \boxtimes \\ 0 & 0 & \boxtimes & \boxtimes & \boxtimes \\ 0 & 0 & \boxtimes & \boxtimes & \boxtimes \\ 0 & 0 & \boxtimes & \boxtimes & \boxtimes \\ 0 & 0 & \boxtimes & \boxtimes & \boxtimes \end{bmatrix} \\ \xrightarrow{H_2 H_1 A L_1^\top} \end{array} & \times L_2^\top & \begin{array}{c} \begin{bmatrix} \boxtimes & \boxtimes & 0 & 0 & 0 \\ 0 & \boxtimes & \boxtimes & 0 & 0 \\ 0 & 0 & \boxtimes & \boxtimes & \boxtimes \\ 0 & 0 & \boxtimes & \boxtimes & \boxtimes \\ 0 & 0 & \boxtimes & \boxtimes & \boxtimes \\ 0 & 0 & \boxtimes & \boxtimes & \boxtimes \\ 0 & 0 & \boxtimes & \boxtimes & \boxtimes \end{bmatrix} \\ \xrightarrow{H_2 H_1 A L_1^\top L_2^\top} \end{array} \\
\begin{array}{c} \xrightarrow{H_3 \times} \\ \begin{bmatrix} \boxtimes & \boxtimes & \boxtimes & \boxtimes & \boxtimes \\ 0 & \boxtimes & \boxtimes & \boxtimes & \boxtimes \\ 0 & 0 & \boxtimes & \boxtimes & \boxtimes \\ 0 & 0 & 0 & \boxtimes & \boxtimes \\ 0 & 0 & 0 & \boxtimes & \boxtimes \\ 0 & 0 & 0 & \boxtimes & \boxtimes \\ 0 & 0 & 0 & \boxtimes & \boxtimes \end{bmatrix} \\ \xrightarrow{H_3 H_2 H_1 A L_1^\top L_2^\top} \end{array} & \times L_3^\top & \begin{array}{c} \begin{bmatrix} \boxtimes & \boxtimes & 0 & 0 & 0 \\ \boxtimes & \boxtimes & \boxtimes & 0 & 0 \\ 0 & \boxtimes & \boxtimes & \boxtimes & 0 \\ 0 & 0 & \boxtimes & \boxtimes & \boxtimes \\ 0 & 0 & 0 & \boxtimes & \boxtimes \\ 0 & 0 & 0 & \boxtimes & \boxtimes \\ 0 & 0 & 0 & \boxtimes & \boxtimes \end{bmatrix} \\ \xrightarrow{H_3 H_2 H_1 A L_1^\top L_2^\top L_3^\top} \end{array} \\
\begin{array}{c} \xrightarrow{H_4 \times} \\ \begin{bmatrix} \boxtimes & \boxtimes & 0 & 0 & 0 \\ 0 & \boxtimes & \boxtimes & 0 & 0 \\ 0 & 0 & \boxtimes & \boxtimes & 0 \\ 0 & 0 & 0 & \boxtimes & \boxtimes \\ 0 & 0 & 0 & 0 & \boxtimes \\ 0 & 0 & 0 & 0 & \boxtimes \\ 0 & 0 & 0 & 0 & \boxtimes \end{bmatrix} \\ \xrightarrow{H_4 H_3 H_2 H_1 A L_1^\top L_2^\top L_3^\top} \end{array} & \xrightarrow{H_5 \times} & \begin{array}{c} \begin{bmatrix} \boxtimes & \boxtimes & 0 & 0 & 0 \\ 0 & \boxtimes & \boxtimes & 0 & 0 \\ 0 & 0 & \boxtimes & \boxtimes & 0 \\ 0 & 0 & 0 & \boxtimes & \boxtimes \\ 0 & 0 & 0 & 0 & \boxtimes \\ 0 & 0 & 0 & 0 & 0 \\ 0 & 0 & 0 & 0 & 0 \end{bmatrix} \\ \xrightarrow{H_5 H_4 H_3 H_2 H_1 A L_1^\top L_2^\top L_3^\top} \end{array} .
\end{array}$$

In our approach, each right Householder reflector L_i follows immediately after a corresponding left reflector H_i . A common error is to apply all the left reflectors first, followed by all the right reflectors, which essentially combines a QR decomposition with a Hessenberg decomposition. However, this method is problematic because applying the right reflector L_1 after all left reflectors would undo the zeros introduced by the latter. To preserve the structure, the left and right reflectors must be applied in an interleaved fashion to maintain and reinforce the zero patterns.

Although the Golub-Kahan bidiagonalization is effective, it is not the most computationally efficient approach for calculating a bidiagonal decomposition. For an $m \times n$ matrix where $m > n$, it requires $\sim 4mn^2 - \frac{4}{3}n^3$ flops to compute a bidiagonal decomposition. Furthermore, if the explicit computation of U and V is also required, an additional $\sim 4m^2n - 2mn^2 + 2n^3$ flops are needed (Lu, 2021c).

LHC Bidiagonalization. Nevertheless, when $m \gg n$, we can extract a square triangular matrix through QR decomposition and apply the Golub-Kahan bidiagonalization to the $n \times n$ square triangular matrix. This procedure, known as the *Lawson-Hanson-Chan (LHC) bidiagonalization* (Lawson and Hanson, 1995; Chan, 1982), is illustrated in Figure 9.1. The LHC bidiagonalization begins with the QR decomposition of A , expressed as $A = QR$. Next, the Golub-Kahan process is applied to the square $n \times n$ triangular submatrix \tilde{R} within R , resulting in $\tilde{R} = \tilde{U}\tilde{B}V^\top$. The matrices \tilde{U} and \tilde{B} are then appended to form

$$U_0 = \begin{bmatrix} \tilde{U} & \mathbf{0} \\ \mathbf{0} & I_{m-n} \end{bmatrix} \in \mathbb{R}^{m \times m} \quad \text{and} \quad B = \begin{bmatrix} \tilde{B} \\ \mathbf{0}_{(m-n) \times n} \end{bmatrix} \in \mathbb{R}^{m \times n},$$

which gives $R = U_0 B V^\top$ and $A = Q U_0 B V^\top$. Let $U = Q U_0$, we obtain the bidiagonal decomposition. The computational cost of the QR decomposition is $2mn^2 - \frac{2}{3}n^3$ flops, while the Golub-Kahan process applied to the $n \times n$ submatrix \tilde{R} requires $\frac{8}{3}n^3$ (Lu, 2021c).

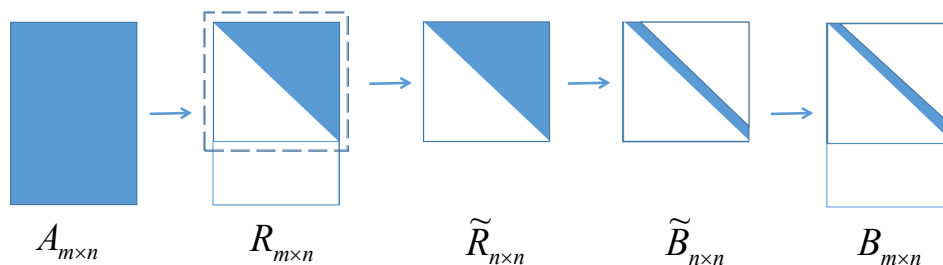


Figure 9.1: Illustration of the LHC bidiagonalization process for a matrix.

Therefore, the total complexity for obtaining the bidiagonal matrix \mathbf{B} through LHC bidiagonalization is approximately

$$\text{LHC bidiagonalization: } \sim 2mn^2 + 2n^3 \text{ flops.}$$

The LHC process creates zeros and then destroys them again in the lower triangle of the upper $n \times n$ square of \mathbf{R} . However, the zeros in the lower $(m - n) \times n$ rectangular submatrix of \mathbf{R} remain unaffected. Consequently, when $m - n$ is sufficiently large (or $m \gg n$), this approach achieves a net computational gain. Simple calculations demonstrate that LHC bidiagonalization is more efficient than the standard Golub-Kahan bidiagonalization when $m > \frac{5}{3}n$ (Lu, 2021c).

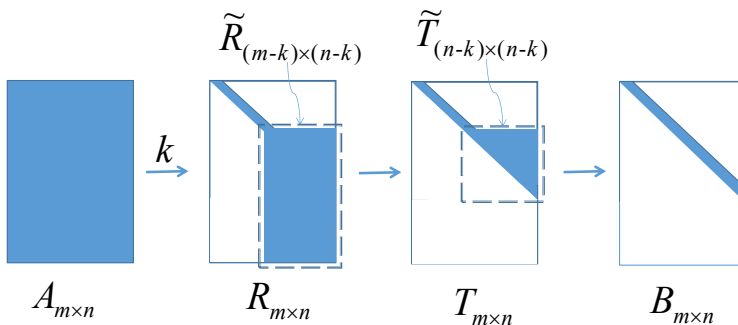


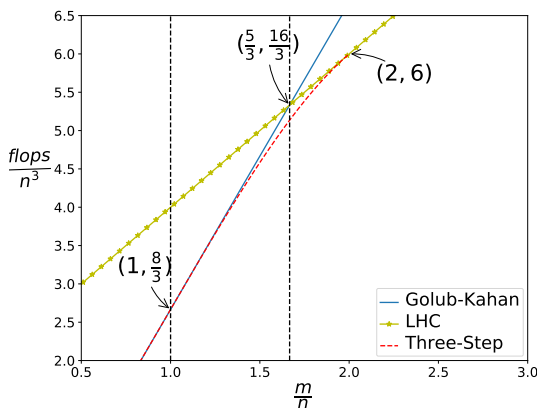
Figure 9.2: Illustration of the Three-Step bidiagonalization process for a matrix.

Three-Step Bidiagonalization. The LHC procedure is advantageous only when $m > \frac{5}{3}n$. However, an alternative approach involves applying the QR decomposition at an intermediate stage of the computation rather than at the start (Trefethen and Bau III, 1997). This modified process, illustrated in Figure 9.2, begins with the application of the first k steps of left and right Householder reflectors, as in the Golub-Kahan process, while leaving the bottom-right $(m - k) \times (n - k)$ submatrix “unreflected.” The LHC procedure is then applied to this submatrix to produce the final bidiagonal decomposition. This adjustment reduces computational complexity in cases where $n < m < 2n$.

To summarize, the computational costs of the three methods are as follows:

$$\begin{cases} \text{Golub-Kahan: } \sim 4mn^2 - \frac{4}{3}n^3 \text{ flops,} \\ \text{LHC: } \sim 2mn^2 + 2n^3 \text{ flops,} \\ \text{Three-Step: } \sim 2mn^2 + 2m^2n - \frac{2}{3}m^3 - \frac{2}{3}n^3 \text{ flops.} \end{cases}$$

Figure 9.3: Comparison of the computational complexities of the three bidiagonalization methods. When $m > 2n$, the LHC method is preferred; when $n < m < 2n$, the Three-Step method is slightly more efficient.



When $m > 2n$, the LHC method is preferable; when $n < m < 2n$, the Three-Step method offers marginal improvements, as shown in Figure 9.3, which plots the operation counts of the three methods as a function of $\frac{m}{n}$. Notice that the complexities discussed here do not account for the additional computations needed to derive the factors \mathbf{U} and \mathbf{V} . For simplicity, these considerations are omitted.

9.3. Connection to Tridiagonal Decomposition

We begin by illustrating the relationship between tridiagonal and bidiagonal decompositions with the following lemma, which demonstrates how to construct a tridiagonal matrix from a bidiagonal one.

Lemma 9.3: (Construct Tridiagonal From Bidiagonal) Let $\mathbf{B} \in \mathbb{R}^{n \times n}$ be an upper bidiagonal matrix. Then, $\mathbf{T}_1 = \mathbf{B}^\top \mathbf{B}$ and $\mathbf{T}_2 = \mathbf{B} \mathbf{B}^\top$ are symmetric tridiagonal matrices.

This lemma reveals a key property: if $\mathbf{A} = \mathbf{U} \mathbf{B} \mathbf{V}^\top$ is the bidiagonal decomposition of \mathbf{A} , then the symmetric matrix $\mathbf{A} \mathbf{A}^\top$ has a tridiagonal decomposition:

$$\mathbf{A} \mathbf{A}^\top = \mathbf{U} \mathbf{B} \mathbf{V}^\top \mathbf{V} \mathbf{B}^\top \mathbf{U}^\top = \mathbf{U} \mathbf{B} \mathbf{B}^\top \mathbf{U}^\top.$$

Similarly, the symmetric matrix $\mathbf{A}^\top \mathbf{A}$ has a tridiagonal decomposition:

$$\mathbf{A}^\top \mathbf{A} = \mathbf{V} \mathbf{B}^\top \mathbf{U}^\top \mathbf{U} \mathbf{B} \mathbf{V}^\top = \mathbf{V} \mathbf{B}^\top \mathbf{B} \mathbf{V}^\top.$$

As a final result in this section, we present a theorem that provides the tridiagonal decomposition of a symmetric matrix with nonnegative eigenvalues.

Theorem 9.4: (Tridiagonal Decomposition for Nonnegative Eigenvalues) Let \mathbf{A} be an $n \times n$ symmetric matrix with nonnegative eigenvalues. Then, there exists a matrix \mathbf{Z} such that

$$\mathbf{A} = \mathbf{Z} \mathbf{Z}^\top.$$

Furthermore, the tridiagonal decomposition of \mathbf{A} reduces to finding the bidiagonal decomposition of $\mathbf{Z} = \mathbf{U} \mathbf{B} \mathbf{V}^\top$, such that the tridiagonal decomposition of \mathbf{A} is given by

$$\mathbf{A} = \mathbf{Z} \mathbf{Z}^\top = \mathbf{U} \mathbf{B} \mathbf{B}^\top \mathbf{U}^\top.$$

Proof [of Theorem 9.4] The eigenvectors of a symmetric matrix can be chosen to be orthogonal (Lemma 12.3), allowing \mathbf{A} to be decomposed as $\mathbf{A} = \mathbf{Q}\mathbf{\Lambda}\mathbf{Q}^\top$ (spectral theorem 12.1), where $\mathbf{\Lambda}$ is a diagonal matrix containing the eigenvalues of \mathbf{A} . When eigenvalues are non-negative, $\mathbf{\Lambda}$ can be factored as $\mathbf{\Lambda} = \mathbf{\Lambda}^{1/2}\mathbf{\Lambda}^{1/2}$. Setting $\mathbf{Z} = \mathbf{Q}\mathbf{\Lambda}^{1/2}$, we obtain $\mathbf{A} = \mathbf{Z}\mathbf{Z}^\top$. Combining these results leads to the desired conclusion. ■

Chapter 9 Problems

1. Prove Lemma 9.3.
2. We discussed the bidiagonalization for a matrix $\mathbf{A} \in \mathbb{R}^{m \times n}$ with $m \geq n$ in the main section. Provide an algorithm to compute the bidiagonalization for $m < n$, and discuss its complexity. Alternatively, discuss the algorithm for computing $\mathbf{A} = \mathbf{U}\mathbf{B}\mathbf{V}^\top$ with orthogonal \mathbf{U}, \mathbf{V} and lower bidiagonal \mathbf{B} when $m \geq n$.
3. Prove in details that the LHC bidiagonalization method costs less when $m > \frac{5}{3}n$ compared to the Golub-Kahan bidiagonalization.
4. Prove in details that the Three-Step bidiagonalization method costs less when $n \leq m < 2n$ compared to the Golub-Kahan and LHC bidiagonalization methods.
5. (Read Chapter 13.1 first) Let $\mathbf{A} \in \mathbb{R}^{n \times n}$ be upper bidiagonal with a repeated singular value. Show that \mathbf{A} must have a zero on its diagonal or superdiagonal.
6. **Singular values of bidiagonal (read Chapter 13.1 first (Bernstein, 2008; Mathias and Hogben, 2014)).** Let $\mathbf{A} \in \mathbb{R}^{n \times n}$ be upper bidiagonal with the main diagonal values $\{a_1, a_2, \dots, a_n\}$ and the superdiagonal values $\{b_1, b_2, \dots, b_{n-1}\}$, and let $\mathbf{B} \in \mathbb{R}^{n \times n}$ be bidiagonal. Show that
 - (a) The singular values of \mathbf{A} are distinct.
 - (b) If $|\mathbf{B}| = |\mathbf{A}|$, where $|\cdot|$ returns the absolute values of a matrix, then \mathbf{A} and \mathbf{B} have the same singular values.
 - (c) If $|\mathbf{A}| \preceq |\mathbf{B}|$ (i.e., $|\mathbf{B}| - |\mathbf{A}|$ is PSD) and $|\mathbf{A}| \neq |\mathbf{B}|$, then $\sigma_{\max}(\mathbf{A}) < \sigma_{\max}(\mathbf{B})$.
 - (d) If $|\mathbf{I} \circledast \mathbf{A}| \preceq |\mathbf{I} \circledast \mathbf{B}|$ and $|\mathbf{I} \circledast \mathbf{A}| \neq |\mathbf{I} \circledast \mathbf{B}|$, where \circledast denotes the Hadamard product, then $\sigma_{\min}(\mathbf{A}) < \sigma_{\min}(\mathbf{B})$.
 - (e) If $|\mathbf{I}_{\text{up}} \circledast \mathbf{A}| \preceq |\mathbf{I}_{\text{up}} \circledast \mathbf{B}|$, and $|\mathbf{I}_{\text{up}} \circledast \mathbf{A}| \neq |\mathbf{I}_{\text{up}} \circledast \mathbf{B}|$, where \mathbf{I}_{up} denotes the matrix with all entries on the superdiagonal equal to 1 and all other entries equal to 0, then $\sigma_{\min}(\mathbf{B}) < \sigma_{\min}(\mathbf{A})$.
7. Explore the process of bidiagonalization using Givens rotations. What happens if the matrix is upper triangular or tridiagonal?
8. Let $\mathbf{A} \in \mathbb{R}^{n \times n}$ be upper bidiagonal with $a_{nn} = 0$. Show how to construct orthogonal matrices \mathbf{U} and \mathbf{V} (as products of Givens rotations) such that $\mathbf{U}^\top \mathbf{A} \mathbf{V}$ is upper bidiagonal with the n -th column being zero.
9. Show that the matrix \mathbf{V} in the bidiagonal decomposition (Theorem 9.2) has the structure $\mathbf{V} = \begin{bmatrix} 1 & \mathbf{0} \\ \mathbf{0} & \mathbf{Q} \end{bmatrix}$, where $\mathbf{Q} \in \mathbb{R}^{(n-1) \times (n-1)}$ is orthogonal.

Part V

Eigenvalue Problem

Eigenvalue and Jordan Decomposition

10.1. Eigenvalue Decomposition

Theorem 10.1: (Eigenvalue Decomposition) Any square matrix $\mathbf{A} \in \mathbb{R}^{n \times n}$ with linearly independent eigenvectors can be decomposed as

$$\mathbf{A} = \mathbf{X}\mathbf{\Lambda}\mathbf{X}^{-1},$$

where \mathbf{X} contains the eigenvectors of \mathbf{A} as its columns, and $\mathbf{\Lambda}$ is a diagonal matrix $\text{diag}(\lambda_1, \lambda_2, \dots, \lambda_n)$, with $\lambda_1, \lambda_2, \dots, \lambda_n$ representing the eigenvalues of \mathbf{A} .

Eigenvalue decomposition (EVD) is also referred to as diagonalizing the matrix \mathbf{A} . If none of the eigenvalues of \mathbf{A} are repeated, the eigenvectors are guaranteed to be linearly independent, which allows \mathbf{A} to be diagonalized. Note that without n linearly independent eigenvectors, diagonalization is not possible. In Section 12.4, we will explore further conditions under which a matrix has linearly independent eigenvectors.

Proof [of Theorem 10.1] Let $\mathbf{X} = [\mathbf{x}_1, \mathbf{x}_2, \dots, \mathbf{x}_n]$ be the linearly independent eigenvectors of \mathbf{A} . Clearly, we have

$$\mathbf{A}\mathbf{x}_1 = \lambda_1\mathbf{x}_1, \quad \mathbf{A}\mathbf{x}_2 = \lambda_2\mathbf{x}_2, \quad \dots, \quad \mathbf{A}\mathbf{x}_n = \lambda_n\mathbf{x}_n.$$

In matrix form, we can write this as:

$$\mathbf{A}\mathbf{X} = [\mathbf{A}\mathbf{x}_1, \mathbf{A}\mathbf{x}_2, \dots, \mathbf{A}\mathbf{x}_n] = [\lambda_1\mathbf{x}_1, \lambda_2\mathbf{x}_2, \dots, \lambda_n\mathbf{x}_n] = \mathbf{X}\mathbf{\Lambda}.$$

Since we assume the eigenvectors are linearly independent, \mathbf{X} has full rank and is invertible. Therefore, we obtain $\mathbf{A} = \mathbf{X}\mathbf{\Lambda}\mathbf{X}^{-1}$. This completes the proof. \blacksquare

In the spectral decomposition chapter (Chapter 12), we will discuss similar forms of eigenvalue decomposition, where the matrix \mathbf{A} is required to be symmetric, and \mathbf{X} is not only nonsingular but also orthogonal. Alternatively, \mathbf{A} may be a *simple matrix*, meaning the algebraic and geometric multiplicities of its eigenvalues are equal. In this case, \mathbf{X} will be a trivial nonsingular matrix. The decomposition also has a geometric interpretation, which we will explore in Section 13.5.

A matrix decomposition of the form $\mathbf{A} = \mathbf{X}\mathbf{\Lambda}\mathbf{X}^{-1}$ has a notable property, allowing for efficient computation of the m -th power of \mathbf{A} .

Remark 10.2 (*m*-th Power). The m -th power of \mathbf{A} is given by $\mathbf{A}^m = \mathbf{X}\mathbf{\Lambda}^m\mathbf{X}^{-1}$ if \mathbf{A} can be factored as $\mathbf{A} = \mathbf{X}\mathbf{\Lambda}\mathbf{X}^{-1}$. Computing $\mathbf{\Lambda}^m$ is easy because we can apply this operation individually to each diagonal element. Moreover, if $\mathbf{A} = \mathbf{X}\mathbf{\Lambda}\mathbf{X}^{-1}$, then the eigenvalues of \mathbf{A}^m are the m -th powers of the eigenvalues of \mathbf{A} .

We observe that for the eigenvalue decomposition to exist, \mathbf{A} must have linearly independent eigenvectors. This condition is naturally satisfied under specific circumstances.

Lemma 10.3: (Different Eigenvalues) If the eigenvalues $\lambda_1, \lambda_2, \dots, \lambda_n$ of $\mathbf{A} \in \mathbb{R}^{n \times n}$ are all distinct, the corresponding eigenvectors are linearly independent. In other words, any square matrix with distinct eigenvalues can be diagonalized.

Proof [of Lemma 10.3] Assume that the eigenvalues $\lambda_1, \lambda_2, \dots, \lambda_n$ are distinct, but the eigenvectors $\mathbf{x}_1, \mathbf{x}_2, \dots, \mathbf{x}_n$ are linearly dependent. Without loss of generality, assume there exists a nonzero vector $\mathbf{c} = [c_1, c_2, \dots, c_{n-1}]^\top$ such that: $\mathbf{x}_n = \sum_{i=1}^{n-1} c_i \mathbf{x}_i$. Then we have

$$\mathbf{A}\mathbf{x}_n = \mathbf{A} \left(\sum_{i=1}^{n-1} c_i \mathbf{x}_i \right) = c_1 \lambda_1 \mathbf{x}_1 + c_2 \lambda_2 \mathbf{x}_2 + \dots + c_{n-1} \lambda_{n-1} \mathbf{x}_{n-1}.$$

and

$$\mathbf{A}\mathbf{x}_n = \lambda_n \mathbf{x}_n = \lambda_n (c_1 \mathbf{x}_1 + c_2 \mathbf{x}_2 + \dots + c_{n-1} \mathbf{x}_{n-1}).$$

Equating these two expressions gives: $\sum_{i=1}^{n-1} (\lambda_n - \lambda_i) c_i \mathbf{x}_i = \mathbf{0}$. This leads to a contradiction since $\lambda_n \neq \lambda_i$ for all $i \in \{1, 2, \dots, n-1\}$, thus proving that the eigenvectors are linearly independent. ■

Remark 10.4 (Limitation of Eigenvalue Decomposition). There are certain limitations to eigenvalue decomposition, which will be addressed in the following chapters:

- The eigenvectors in \mathbf{X} are generally not orthogonal, and there may not be enough eigenvectors (i.e., some eigenvalues are repeated).
- To compute the eigenvalues and eigenvectors, $\mathbf{A}\mathbf{x} = \lambda\mathbf{x}$, \mathbf{A} must be square. Rectangular matrices cannot be diagonalized using eigenvalue decomposition.

10.2. Jordan Decomposition

In eigenvalue decomposition, we assume that the matrix \mathbf{A} has n linearly independent eigenvectors. However, this assumption does not hold for all square matrices. To address this limitation, we introduce a generalized form of eigenvalue decomposition called the *Jordan decomposition*, named after *Camille Jordan* (Jordan, 1870).

To describe Jordan decomposition, we first define *Jordan blocks* and the *Jordan form*.

Definition 10.5 (Jordan Block). An $m \times m$ upper triangular matrix $B(\lambda, m)$ is called a Jordan block if all m diagonal elements are equal to λ , and all superdiagonal

elements are 1. Mathematically,

$$B(\lambda, m) = \begin{bmatrix} \lambda & 1 & 0 & \dots & 0 & 0 & 0 \\ 0 & \lambda & 1 & \dots & 0 & 0 & 0 \\ 0 & 0 & \lambda & \dots & 0 & 0 & 0 \\ \vdots & \vdots & \vdots & \ddots & \vdots & \vdots & \vdots \\ 0 & 0 & 0 & \dots & \lambda & 1 & 0 \\ 0 & 0 & 0 & \dots & 0 & \lambda & 1 \\ 0 & 0 & 0 & \dots & 0 & 0 & \lambda \end{bmatrix}_{m \times m}.$$

Definition 10.6 (Jordan Form). Given an $n \times n$ matrix \mathbf{A} , a Jordan form \mathbf{J} for \mathbf{A} is a block diagonal matrix of the form:

$$\mathbf{J} = \text{diag}(B(\lambda_1, m_1), B(\lambda_2, m_2), \dots, B(\lambda_k, m_k)),$$

where $\lambda_1, \lambda_2, \dots, \lambda_k$ are eigenvalues of \mathbf{A} (with possible repetitions), and $m_1 + m_2 + \dots + m_k = n$.

Although not all matrices can be decomposed using eigenvalue decomposition, they can be factored using Jordan decomposition. A non-diagonalizable matrix \mathbf{A} with multiple eigenvalues can be reduced to its Jordan canonical form through a similarity transformation.

Theorem 10.7: (Jordan Decomposition) Any square matrix $\mathbf{A} \in \mathbb{R}^{n \times n}$ can be decomposed as

$$\mathbf{A} = \mathbf{X}\mathbf{J}\mathbf{X}^{-1},$$

where \mathbf{X} is a nonsingular matrix containing the *generalized eigenvectors* of \mathbf{A} as its columns, and \mathbf{J} is a Jordan form matrix represented as $\text{diag}(\mathbf{J}_1, \mathbf{J}_2, \dots, \mathbf{J}_k)$. Each block $\mathbf{J}_i \in \mathbb{R}^{m_i \times m_i}$ is defined as:

$$\mathbf{J}_i = \begin{bmatrix} \lambda_i & 1 & 0 & \dots & 0 & 0 & 0 \\ 0 & \lambda_i & 1 & \dots & 0 & 0 & 0 \\ 0 & 0 & \lambda_i & \dots & 0 & 0 & 0 \\ \vdots & \vdots & \vdots & \ddots & \vdots & \vdots & \vdots \\ 0 & 0 & 0 & \dots & \lambda_i & 1 & 0 \\ 0 & 0 & 0 & \dots & 0 & \lambda_i & 1 \\ 0 & 0 & 0 & \dots & 0 & 0 & \lambda_i \end{bmatrix}_{m_i \times m_i}$$

where λ_i is an eigenvalue of \mathbf{A} , and $m_1 + m_2 + \dots + m_k = n$. These blocks \mathbf{J}_i are referred to as Jordan blocks. Furthermore, the nonsingular matrix \mathbf{X} is called the *matrix of generalized eigenvectors* of \mathbf{A} .

For example, a Jordan form \mathbf{J} can take the following structure:

$$\mathbf{J} = \text{diag}(B(\lambda_1, m_1), \dots, B(\lambda_k, m_k)) = \begin{bmatrix} \begin{bmatrix} \lambda_1 & 1 & 0 \\ 0 & \lambda_1 & 1 \\ 0 & 0 & \lambda_1 \end{bmatrix} & & & & \\ & [\lambda_2] & & & \\ & & \begin{bmatrix} \lambda_3 & 1 \\ 0 & \lambda_3 \end{bmatrix} & & \\ & & & \ddots & \\ & & & & \begin{bmatrix} \lambda_k & 1 \\ 0 & \lambda_k \end{bmatrix} \end{bmatrix}.$$

Note that zeros can appear on the superdiagonal of \mathbf{J} , and the first column is always a vector containing only eigenvalues of \mathbf{A} in each block. Although Jordan decomposition

is theoretically significant, it is rarely used in practice due to its extreme sensitivity to perturbations. Even small random changes to a matrix can render it diagonalizable (van de Geijn and Myers, 2020). Consequently, no major mathematical software libraries or tools provide direct computation of Jordan decomposition. Moreover, its proof spans dozens of pages, making it beyond the scope of this discussion. Interested readers are encouraged to explore the references for further details (Gohberg and Goldberg, 1996; Hales and Passi, 1999; Lu, 2021c).

10.3. Application: Computing Fibonacci Numbers

Eigenvalue decomposition provides a powerful method for computing Fibonacci numbers (Strang, 2009). The Fibonacci sequence is defined recursively, with each number F_{k+2} being the sum of the two preceding numbers, $F_{k+1} + F_k$. The sequence begins as 0, 1, 1, 2, 3, 5, 8, ... A natural question arises: what is the value of F_{100} ? Eigenvalue decomposition allows us to derive a general formula for the Fibonacci sequence.

Let, $\mathbf{u}_k = \begin{bmatrix} F_{k+1} \\ F_k \end{bmatrix}$. By definition of the Fibonacci sequence, we have $\mathbf{u}_{k+1} = \begin{bmatrix} F_{k+2} \\ F_{k+1} \end{bmatrix} = \begin{bmatrix} 1 & 1 \\ 1 & 0 \end{bmatrix} \mathbf{u}_k$. Define $\mathbf{A} = \begin{bmatrix} 1 & 1 \\ 1 & 0 \end{bmatrix}$. It follows that $\mathbf{u}_{100} = \mathbf{A}^{100} \mathbf{u}_0$, where $\mathbf{u}_0 = \begin{bmatrix} 1 \\ 0 \end{bmatrix}$.

The eigenvalues of \mathbf{A} are solutions to $\det(\mathbf{A} - \lambda \mathbf{I}) = 0$ when λ is an eigenvalue of \mathbf{A} (Remark 0.24). Solving the characteristic equation $\det(\mathbf{A} - \lambda \mathbf{I}) = \lambda^2 - \lambda + 1 = 0$, we find the eigenvalues and the corresponding eigenvectors:

$$(\lambda_1, \mathbf{x}_1) = \left(\frac{1 + \sqrt{5}}{2}, \begin{bmatrix} \lambda_1 \\ 1 \end{bmatrix} \right) \quad \text{and} \quad (\lambda_2, \mathbf{x}_2) = \left(\frac{1 - \sqrt{5}}{2}, \begin{bmatrix} \lambda_2 \\ 1 \end{bmatrix} \right).$$

As per Remark 10.2, we can express $\mathbf{A}^{100} = \mathbf{X} \mathbf{\Lambda}^{100} \mathbf{X}^{-1} = \mathbf{X} \begin{bmatrix} \lambda_1^{100} & 0 \\ 0 & \lambda_2^{100} \end{bmatrix} \mathbf{X}^{-1}$, where \mathbf{X}^{-1} can be easily calculated as $\mathbf{X}^{-1} = \begin{bmatrix} \frac{1}{\lambda_1 - \lambda_2} & \frac{-\lambda_2}{\lambda_1 - \lambda_2} \\ -\frac{1}{\lambda_1 - \lambda_2} & \frac{\lambda_1}{\lambda_1 - \lambda_2} \end{bmatrix} = \begin{bmatrix} \frac{\sqrt{5}}{5} & \frac{5 - \sqrt{5}}{10} \\ -\frac{\sqrt{5}}{5} & \frac{5 + \sqrt{5}}{10} \end{bmatrix}$. We notice that $\mathbf{u}_{100} = \mathbf{A}^{100} \mathbf{u}_0$ corresponds to the first column of \mathbf{A}^{100} , which can be represented as:

$$\mathbf{u}_{100} = \begin{bmatrix} F_{101} \\ F_{100} \end{bmatrix} = \begin{bmatrix} \frac{\lambda_1^{101} - \lambda_2^{101}}{\lambda_1 - \lambda_2} \\ \frac{\lambda_1^{100} - \lambda_2^{100}}{\lambda_1 - \lambda_2} \end{bmatrix}.$$

Upon a simple check of the calculation, we have $F_{100} = 3.542248481792631e + 20$. Or more generally, we can express \mathbf{u}_K as follows:

$$\mathbf{u}_K = \begin{bmatrix} F_{K+1} \\ F_K \end{bmatrix} = \begin{bmatrix} \frac{\lambda_1^{K+1} - \lambda_2^{K+1}}{\lambda_1 - \lambda_2} \\ \frac{\lambda_1^K - \lambda_2^K}{\lambda_1 - \lambda_2} \end{bmatrix},$$

where the general form of F_K is given by $F_K = \frac{\lambda_1^K - \lambda_2^K}{\lambda_1 - \lambda_2}$.

10.4. Application: Matrix Polynomials

We previously demonstrated in Problems 8.7 and 8.8 that $f(\mathbf{PAP}^{-1}) = \mathbf{P}f(\mathbf{A})\mathbf{P}^{-1}$ if $f(\mathbf{C}) = \gamma_m \mathbf{C}^m + \gamma_{m-1} \mathbf{C}^{m-1} + \dots + \gamma_0$ is a polynomial. Let $\mathbf{A} = \mathbf{X} \mathbf{J} \mathbf{X}^{-1}$ be the Jordan decomposition of $\mathbf{A} \in \mathbb{R}^{n \times n}$, where $\mathbf{X} \in \mathbb{R}^{n \times n}$ is a nonsingular matrix containing the *generalized eigenvectors* of \mathbf{A} as its columns, and $\mathbf{J} \in \mathbb{R}^{n \times n}$ is a Jordan form matrix $\text{diag}(\mathbf{J}_{m_1}(\lambda_1), \mathbf{J}_{m_2}(\lambda_2), \dots, \mathbf{J}_{m_k}(\lambda_k)) = \text{diag}(\mathbf{J}_1, \mathbf{J}_2, \dots, \mathbf{J}_k)$, where $\mathbf{J}_{m_i}(\lambda_i) \in \mathbb{R}^{m_i \times m_i}$ and $\sum_{i=1}^k m_i = n$. Using this decomposition, we have:

$$f(\mathbf{A}) = \mathbf{X}f(\mathbf{J})\mathbf{X}^{-1} = \mathbf{X} \text{diag}(f(\mathbf{J}_1), f(\mathbf{J}_2), \dots, f(\mathbf{J}_k))\mathbf{X}^{-1}, \quad (10.1)$$

where

$$f(\mathbf{J}_1) = \begin{bmatrix} f(\lambda_i) & f'(\lambda_i) & \frac{1}{2!}f''(\lambda_i) & \cdots & \frac{1}{(m_i-1)!}f^{(m_i-1)}(\lambda_i) \\ 0 & f(\lambda_i) & f'(\lambda_i) & \cdots & \frac{1}{(m_i-2)!}f^{(m_i-2)}(\lambda_i) \\ 0 & 0 & \ddots & \ddots & \vdots \\ 0 & 0 & 0 & f(\lambda_i) & f'(\lambda_i) \\ 0 & 0 & 0 & \cdots & f(\lambda_i) \end{bmatrix}, \quad (10.2)$$

and $f^{(k)}(x)$ denotes the k -th derivative of $f(x)$. Therefore, it is easy to extend this to common matrix functions that can be expressed as polynomials as well (Zhang, 2017):

Powers of a matrix. $\mathbf{A}^m = \mathbf{X}\mathbf{J}^m\mathbf{X}^{-1} = \mathbf{X}f(\mathbf{J})\mathbf{X}^{-1}$, where $f(x) = x^m$ for all $m = 1, 2, \dots$

Matrix logarithm. Let $f(x) = \ln(1+x)$. Then,

$$\ln(\mathbf{I} + \mathbf{A}) = \sum_{i=1}^{\infty} \frac{(-1)^{i-1}}{i} \mathbf{A}^i = \mathbf{X} \left(\sum_{i=1}^{\infty} \frac{(-1)^{i-1}}{i} \mathbf{J}^i \right) \mathbf{X}^{-1} = \mathbf{X}f(\mathbf{J})\mathbf{X}^{-1}. \quad (10.3)$$

Sine and cosine functions. Let $f_1(x) = \sin(x)$ and $f_2(x) = \cos(x)$. Then,

$$\sin(\mathbf{A}) = \sum_{i=0}^{\infty} \frac{(-1)^i}{(2i+1)!} \mathbf{A}^{2i+1} = \mathbf{X} \left(\sum_{i=0}^{\infty} \frac{(-1)^i}{(2i+1)!} \mathbf{J}^{2i+1} \right) \mathbf{X}^{-1} = \mathbf{X}f_1(\mathbf{J})\mathbf{X}^{-1}; \quad (10.4)$$

$$\cos(\mathbf{A}) = \sum_{i=0}^{\infty} \frac{(-1)^i}{(2i)!} \mathbf{A}^{2i} = \mathbf{X} \left(\sum_{i=0}^{\infty} \frac{(-1)^i}{(2i)!} \mathbf{J}^{2i} \right) \mathbf{X}^{-1} = \mathbf{X}f_2(\mathbf{J})\mathbf{X}^{-1}. \quad (10.5)$$

Matrix exponentials. Let $f_1(x) = e^x$ and $f_2(x) = e^{-x}$. Then,

$$e^{\mathbf{A}} = \sum_{i=0}^{\infty} \frac{1}{i!} \mathbf{A}^i = \mathbf{X} \left(\sum_{i=0}^{\infty} \frac{1}{i!} \mathbf{J}^i \right) \mathbf{X}^{-1} = \mathbf{X}f_1(\mathbf{J})\mathbf{X}^{-1}; \quad (10.6)$$

$$e^{-\mathbf{A}} = \sum_{i=0}^{\infty} \frac{1}{i!} (-1)^i \mathbf{A}^i = \mathbf{X} \left(\sum_{i=0}^{\infty} \frac{1}{i!} (-1)^i \mathbf{J}^i \right) \mathbf{X}^{-1} = \mathbf{X}f_2(\mathbf{J})\mathbf{X}^{-1}. \quad (10.7)$$

Matrix exponential functions. Let $f_1(x) = e^{xt}$ and $f_2(x) = e^{-xt}$. Then,

$$e^{\mathbf{A}t} = \sum_{i=0}^{\infty} \frac{1}{i!} \mathbf{A}^i t^i = \mathbf{X} \left(\sum_{i=0}^{\infty} \frac{1}{i!} \mathbf{J}^i t^i \right) \mathbf{X}^{-1} = \mathbf{X}f_1(\mathbf{J})\mathbf{X}^{-1}; \quad (10.8)$$

$$e^{-\mathbf{A}t} = \sum_{i=0}^{\infty} \frac{1}{i!} (-1)^i \mathbf{A}^i t^i = \mathbf{X} \left(\sum_{i=0}^{\infty} \frac{1}{i!} (-1)^i \mathbf{J}^i t^i \right) \mathbf{X}^{-1} = \mathbf{X}f_2(\mathbf{J})\mathbf{X}^{-1}. \quad (10.9)$$

Chapter 10 Problems

1. Given a matrix $\mathbf{A} \in \mathbb{R}^{n \times n}$ where all entries are equal to 1, find the n eigenvalues of \mathbf{A} .
2. Let $\mathbf{A} \in \mathbb{R}^{n \times n}$ be an idempotent matrix (i.e., $\mathbf{A}^2 = \mathbf{A}$). Show that the matrices $\mathbf{B}\mathbf{A}$ and $\mathbf{A}\mathbf{B}\mathbf{A}$ share the same eigenvalues.

3. Consider a Householder transformation matrix $\mathbf{H} = \mathbf{I} - 2\mathbf{u}\mathbf{u}^\top \in \mathbb{R}^{n \times n}$, where $\|\mathbf{u}\| = 1$. Show that \mathbf{u} is an eigenvector of \mathbf{H} and determine its corresponding eigenvalue. Provide a geometric interpretation of the eigenvalues of \mathbf{H} . Suppose further that $\mathbf{v}^\top \mathbf{u} = 0$, where \mathbf{v} is a nonzero vector. Show that \mathbf{v} is also an eigenvector of \mathbf{H} and find its corresponding eigenvalue.
4. Let λ be an eigenvalue of $\mathbf{A} \in \mathbb{R}^{n \times n}$. Show that $\lambda - \mu$ is an eigenvalue of $\mathbf{A} - \mu\mathbf{I}$.
5. Let λ be an eigenvalue of a nonsingular matrix $\mathbf{A} \in \mathbb{R}^{n \times n}$. Show that λ^{-1} is an eigenvalue of \mathbf{A}^{-1} .
6. Derive the general formula for $\mathbf{u}_K = \mathbf{A}^K \mathbf{u}_0$, where \mathbf{A} is a general 2×2 matrix.
7. Consider the matrix $\mathbf{A} = \mathbf{1}\mathbf{1}^\top \in \mathbb{R}^{n \times n}$, where all entries equal to 1, and $\mathbf{1} \in \mathbb{R}^n$ is the vector of all ones. Find n linearly independent eigenvectors of \mathbf{A} , and determine the corresponding eigenvalues. *Hint: Consider $\mathbf{x}_i = \mathbf{1} - n\mathbf{e}_i$ and $\mathbf{1}$.*
8. What are the eigenvalues of the matrix $\mathbf{A} = \begin{bmatrix} 5 & -1 & -1 \\ -1 & 5 & -1 \\ -1 & -1 & 5 \end{bmatrix}$?
9. **Generalized eigenproblem.** Many scientific packages address the generalized $\mathbf{A}\mathbf{x} = \lambda\mathbf{B}\mathbf{x}$, where \mathbf{B} is nonsingular. If \mathbf{A} is symmetric and \mathbf{B} is PD with Cholesky decomposition $\mathbf{B} = \mathbf{R}^\top \mathbf{R}$, show that the eigenvalue λ is a (standard) eigenvalue of $\mathbf{C} = (\mathbf{R}^{-1})^\top \mathbf{A} \mathbf{R}^{-1}$, corresponding to the eigenvector $\mathbf{R}\mathbf{x}$.
10. **Generalized eigenproblem (Teukolsky et al., 1992).** Suppose $\mathbf{A}\lambda^2 + \mathbf{B}\lambda + \mathbf{C} = \mathbf{0}$. Show that λ can be solved by a standard eigenproblem. *Hint: Let $\mathbf{y} = \lambda\mathbf{x}$, and consider the matrix $\begin{bmatrix} \mathbf{0} & \mathbf{I} \\ -\mathbf{A}^{-1}\mathbf{C} & -\mathbf{A}^{-1}\mathbf{B} \end{bmatrix}$.*
11. **Matrix exponentials.** Given the definition of matrix exponentials in (10.6), let \mathbf{A} and \mathbf{B} commute, i.e., $\mathbf{A}\mathbf{B} = \mathbf{B}\mathbf{A}$. Show that $e^{\mathbf{A}+\mathbf{B}} = e^{\mathbf{A}} \cdot e^{\mathbf{B}}$.
12. **Matrix exponentials.** Let $f(t) : \mathbb{R} \rightarrow \mathbb{R}^n$ be a function satisfying $f'(t) = \mathbf{A}f(t)$ with $f(0) = \mathbf{x}_0 \in \mathbb{R}^n$ and $\mathbf{A} \in \mathbb{R}^{n \times n}$. Show that the unique solution is $f(t) = e^{\mathbf{A}t}\mathbf{x}_0$.
13. **Matrix exponentials.** Consider the matrix exponential function in (10.8). Let $\mathbf{X}^{-1}\mathbf{A}\mathbf{X} = \mathbf{J} = \text{diag}(\mathbf{J}_1, \mathbf{J}_2, \dots, \mathbf{J}_k)$ be the Jordan form of \mathbf{A} , where $\mathbf{J}_i \in \mathbb{R}^{m_i \times m_i}$ contains the eigenvalue λ_i along the diagonal. Show that

$$e^{\mathbf{J}_i t} = e^{\lambda_i t} \begin{bmatrix} 1 & t & \frac{t^2}{2!} & \dots & \frac{t^{m_i-1}}{(m_i-1)!} \\ 0 & 1 & t & \dots & \frac{t^{m_i-2}}{(m_i-2)!} \\ \vdots & \vdots & \ddots & \vdots & \vdots \\ 0 & 0 & 0 & \ddots & t \\ 0 & 0 & 0 & \dots & 1 \end{bmatrix}.$$

Rewrite the matrix equation in Problem 10.12 in the form $g'(t) = \mathbf{J}g(t)$ and determine the explicit form of $g(t)$. *Hint: Decompose every Jordan block as a sum of a diagonal matrix and a nilpotent matrix.*

Schur Decomposition

11.1. Schur Decomposition

Theorem 11.1: (Schur Decomposition) Any real square matrix $\mathbf{A} \in \mathbb{R}^{n \times n}$ with real eigenvalues can be decomposed as

$$\mathbf{A} = \mathbf{Q}\mathbf{U}\mathbf{Q}^\top,$$

where \mathbf{Q} is a (real) orthogonal matrix, and \mathbf{U} is a (real) upper triangular matrix. In other words, any real square matrix \mathbf{A} with real eigenvalues can be triangularized.

The first columns of $\mathbf{A}\mathbf{Q}$ and $\mathbf{Q}\mathbf{U}$ are given by $\mathbf{A}\mathbf{q}_1$ and $u_{11}\mathbf{q}_1$, respectively. Consequently, u_{11} corresponds to an eigenvalue of \mathbf{A} , while \mathbf{q}_1 serves as its associated eigenvector. However, the other columns of \mathbf{Q} are not necessarily eigenvectors of \mathbf{A} .

Schur decomposition for symmetric matrices. For a symmetric matrix $\mathbf{A} = \mathbf{A}^\top$, the relation $\mathbf{Q}\mathbf{U}\mathbf{Q}^\top = \mathbf{Q}\mathbf{U}^\top\mathbf{Q}^\top$ holds. In this case, \mathbf{U} is a diagonal matrix, and this diagonal matrix contains the eigenvalues of \mathbf{A} . Furthermore, all columns of \mathbf{Q} are eigenvectors of \mathbf{A} . Thus, we conclude that all symmetric matrices are diagonalizable, even in the presence of repeated eigenvalues.

11.2. Existence of the Schur Decomposition

To validate Theorem 11.1, we rely on the following lemmas.

Lemma 11.2: (Determinant Intermezzo) The determinant of a matrix (Definition 0.19) satisfies the following properties:

- The determinant of the product of two matrices is given by $\det(\mathbf{A}\mathbf{B}) = \det(\mathbf{A})\det(\mathbf{B})$;
- The determinant of the transpose of a matrix is the same as the determinant of the original matrix: $\det(\mathbf{A}^\top) = \det(\mathbf{A})$;
- If matrix \mathbf{A} has an eigenvalue λ , then $\det(\mathbf{A} - \lambda\mathbf{I}) = 0$;
- The determinant of the identity matrix is 1;
- For an orthogonal matrix \mathbf{Q} , the determinant satisfies:

$$\det(\mathbf{Q}) = \det(\mathbf{Q}^\top) = \pm 1, \quad \text{since } \det(\mathbf{Q}^\top)\det(\mathbf{Q}) = \det(\mathbf{Q}^\top\mathbf{Q}) = \det(\mathbf{I}) = 1;$$

- For any square matrix \mathbf{A} and an orthogonal matrix \mathbf{Q} , the determinant relation holds:

$$\det(\mathbf{A}) = \det(\mathbf{Q}^\top) \det(\mathbf{A}) \det(\mathbf{Q}) = \det(\mathbf{Q}^\top \mathbf{A} \mathbf{Q});$$

- For a square matrix $\mathbf{A} \in \mathbb{R}^{n \times n}$, the determinant of $-\mathbf{A}$ is given by $\det(-\mathbf{A}) = (-1)^n \det(\mathbf{A})$.

Lemma 11.3: (Submatrix with Same Eigenvalue) Let $\mathbf{A}_{k+1} \in \mathbb{R}^{(k+1) \times (k+1)}$ be a square matrix with real eigenvalues $\lambda_1, \lambda_2, \dots, \lambda_{k+1}$. Then, we can construct a $k \times k$ matrix \mathbf{A}_k with eigenvalues $\lambda_2, \lambda_3, \dots, \lambda_{k+1}$ as follows:

$$\mathbf{A}_k = \begin{bmatrix} -\mathbf{p}_2^\top & - \\ -\mathbf{p}_3^\top & - \\ \vdots & \\ -\mathbf{p}_{k+1}^\top & - \end{bmatrix} \mathbf{A}_{k+1} [\mathbf{p}_2 \quad \mathbf{p}_3 \quad \cdots \quad \mathbf{p}_{k+1}],$$

where \mathbf{p}_1 is a unit-norm eigenvector of \mathbf{A}_{k+1} corresponding to the eigenvalue λ_1 , and $\mathbf{p}_2, \mathbf{p}_3, \dots, \mathbf{p}_{k+1}$ denote any mutually orthonormal vectors orthogonal to \mathbf{p}_1 , i.e., $\mathbf{p}_1 \in \mathcal{C}^\perp([\mathbf{p}_2, \mathbf{p}_3, \dots, \mathbf{p}_{k+1}])$.

Proof [of Lemma 11.3] Let $\mathbf{P}_{k+1} = [\mathbf{p}_1, \mathbf{p}_2, \dots, \mathbf{p}_{k+1}]$. It follows that $\mathbf{P}_{k+1}^\top \mathbf{P}_{k+1} = \mathbf{I}$, and

$$\mathbf{P}_{k+1}^\top \mathbf{A}_{k+1} \mathbf{P}_{k+1} = \begin{bmatrix} \lambda_1 & \mathbf{0} \\ \mathbf{0} & \mathbf{A}_k \end{bmatrix}.$$

For any eigenvalue $\lambda \in \{\lambda_2, \lambda_3, \dots, \lambda_{k+1}\}$, by Lemma 11.2, we have

$$\begin{aligned} \det(\mathbf{A}_{k+1} - \lambda \mathbf{I}) &= \det(\mathbf{P}_{k+1}^\top (\mathbf{A}_{k+1} - \lambda \mathbf{I}) \mathbf{P}_{k+1}) = \det(\mathbf{P}_{k+1}^\top \mathbf{A}_{k+1} \mathbf{P}_{k+1} - \lambda \mathbf{P}_{k+1}^\top \mathbf{P}_{k+1}) \\ &= \det \left(\begin{bmatrix} \lambda_1 - \lambda & \mathbf{0} \\ \mathbf{0} & \mathbf{A}_k - \lambda \mathbf{I} \end{bmatrix} \right) = (\lambda_1 - \lambda) \det(\mathbf{A}_k - \lambda \mathbf{I}). \end{aligned}$$

Since λ is an eigenvalue of \mathbf{A} and $\lambda \neq \lambda_1$, then $\det(\mathbf{A}_{k+1} - \lambda \mathbf{I}) = (\lambda_1 - \lambda) \det(\mathbf{A}_k - \lambda \mathbf{I}) = 0$ means λ is also an eigenvalue of \mathbf{A}_k . \blacksquare

We establish the existence of the Schur decomposition using an inductive proof.

Proof [of Theorem 11.1: Existence of Schur Decomposition] We begin by noting that the theorem is trivial when $n = 1$, as we can simply set $\mathbf{Q} = 1$ and $\mathbf{U} = \mathbf{A}$. Now, suppose the theorem holds true for $n = k$ for some $k > 1$. To complete the proof, we must show that the theorem also holds for $n = k + 1$. Assume for $n = k$, the theorem is valid, so that any matrix $\mathbf{A}_k \in \mathbb{R}^{k \times k}$ can be expressed as $\mathbf{A}_k = \mathbf{Q}_k \mathbf{U}_k \mathbf{Q}_k^\top$, where \mathbf{Q}_k is orthogonal, and \mathbf{U}_k is upper triangular.

For $n = k + 1$, let \mathbf{A}_{k+1} be a matrix with eigenvalues $\lambda_1, \lambda_2, \dots, \lambda_{k+1}$. Using Lemma 11.3, construct an orthogonal matrix $\mathbf{P}_{k+1} = [\mathbf{p}_1, \mathbf{p}_2, \dots, \mathbf{p}_{k+1}]$, where \mathbf{p}_1 is a unit-norm eigenvector of \mathbf{A}_{k+1} corresponding to the eigenvalue λ_1 , and $\mathbf{p}_2, \dots, \mathbf{p}_{k+1}$ are mutually orthonormal vectors orthogonal to \mathbf{p}_1 . Since we assume the theorem is true for $n = k$, we can find a matrix $\mathbf{A}_k \in \mathbb{R}^{k \times k}$ with eigenvalues $\lambda_2, \lambda_3, \dots, \lambda_{k+1}$, satisfying $\mathbf{A}_k = \mathbf{Q}_k \mathbf{U}_k \mathbf{Q}_k^\top$. By Lemma 11.3, the following properties hold:

$$\mathbf{P}_{k+1}^\top \mathbf{A}_{k+1} \mathbf{P}_{k+1} = \begin{bmatrix} \lambda_1 & \mathbf{0} \\ \mathbf{0} & \mathbf{A}_k \end{bmatrix} \quad \text{and} \quad \mathbf{A}_{k+1} \mathbf{P}_{k+1} = \mathbf{P}_{k+1} \begin{bmatrix} \lambda_1 & \mathbf{0} \\ \mathbf{0} & \mathbf{A}_k \end{bmatrix}.$$

Let $\mathbf{Q}_{k+1} = \mathbf{P}_{k+1} \begin{bmatrix} 1 & \mathbf{0} \\ \mathbf{0} & \mathbf{Q}_k \end{bmatrix}$. Then, it follows that

$$\begin{aligned} \mathbf{A}_{k+1} \mathbf{Q}_{k+1} &= \mathbf{A}_{k+1} \mathbf{P}_{k+1} \begin{bmatrix} 1 & \mathbf{0} \\ \mathbf{0} & \mathbf{Q}_k \end{bmatrix} = \mathbf{P}_{k+1} \begin{bmatrix} \lambda_1 & \mathbf{0} \\ \mathbf{0} & \mathbf{A}_k \end{bmatrix} \begin{bmatrix} 1 & \mathbf{0} \\ \mathbf{0} & \mathbf{Q}_k \end{bmatrix} = \mathbf{P}_{k+1} \begin{bmatrix} \lambda_1 & \mathbf{0} \\ \mathbf{0} & \mathbf{A}_k \mathbf{Q}_k \end{bmatrix} \\ &= \mathbf{P}_{k+1} \begin{bmatrix} \lambda_1 & \mathbf{0} \\ \mathbf{0} & \mathbf{Q}_k \mathbf{U}_k \end{bmatrix} = \mathbf{P}_{k+1} \begin{bmatrix} 1 & \mathbf{0} \\ \mathbf{0} & \mathbf{Q}_k \end{bmatrix} \begin{bmatrix} \lambda_1 & \mathbf{0} \\ \mathbf{0} & \mathbf{U}_k \end{bmatrix} = \mathbf{Q}_{k+1} \mathbf{U}_{k+1}, \end{aligned}$$

where we let $\mathbf{U}_{k+1} = \begin{bmatrix} \lambda_1 & \mathbf{0} \\ \mathbf{0} & \mathbf{U}_k \end{bmatrix}$. Therefore, $\mathbf{A}_{k+1} = \mathbf{Q}_{k+1} \mathbf{U}_{k+1} \mathbf{Q}_{k+1}^\top$, where \mathbf{U}_{k+1} is an upper triangular matrix, and \mathbf{Q}_{k+1} is an orthogonal matrix since \mathbf{P}_{k+1} and $\begin{bmatrix} 1 & \mathbf{0} \\ \mathbf{0} & \mathbf{Q}_k \end{bmatrix}$ are both orthogonal matrices. \blacksquare

11.3. Other Forms of the Schur Decomposition

In the proof of the Schur decomposition, the upper triangular matrix \mathbf{U}_{k+1} is constructed by appending the eigenvalue λ_1 to \mathbf{U}_k . This ensures that the diagonal elements consistently represent the eigenvalues of the matrix. Consequently, we can decompose the upper triangular matrix into two distinct components.

Corollary 11.4: (Form 2 of Schur Decomposition) Any real matrix $\mathbf{A} \in \mathbb{R}^{n \times n}$ with real eigenvalues can be decomposed as

$$\mathbf{Q}^\top \mathbf{A} \mathbf{Q} = \mathbf{\Lambda} + \mathbf{T} \quad \text{or} \quad \mathbf{A} = \mathbf{Q}(\mathbf{\Lambda} + \mathbf{T})\mathbf{Q}^\top,$$

where \mathbf{Q} is an orthogonal matrix, $\mathbf{\Lambda} = \text{diag}(\lambda_1, \lambda_2, \dots, \lambda_n)$ is a diagonal matrix containing the eigenvalues of \mathbf{A} , and \mathbf{T} is a *strictly upper triangular* matrix (with zeros on the diagonal).

A strictly upper triangular matrix is an upper triangular matrix in which all diagonal and lower-triangular entries are zero. Another proof of this decomposition is that \mathbf{A} and \mathbf{U} (where $\mathbf{U} = \mathbf{Q}^\top \mathbf{A} \mathbf{Q}$) are similar matrices so that they have the same eigenvalues (Proposition 8.5). Moreover, the eigenvalues of any upper triangular matrices are on the diagonal. To see this, for any upper triangular matrix $\mathbf{R} \in \mathbb{R}^{n \times n}$, where the diagonal values are r_{ii} for all $i \in \{1, 2, \dots, n\}$. We have

$$\mathbf{R} \mathbf{e}_i = r_{ii} \mathbf{e}_i,$$

where \mathbf{e}_i is the i -th basis vector in \mathbb{R}^n . Thus, we can decompose \mathbf{U} into the sum of $\mathbf{\Lambda}$ and \mathbf{T} .

Remark 11.5 (m -th Power). The above observation shows that the eigenvalues of the m -th power \mathbf{A}^m are the m -th powers of the eigenvalues of \mathbf{A} .

A final observation about the second form of the Schur decomposition is as follows. From the equation $\mathbf{A} \mathbf{Q} = \mathbf{Q}(\mathbf{\Lambda} + \mathbf{T})$, it follows that $\mathbf{A} \mathbf{q}_k = \lambda_k \mathbf{q}_k + \sum_{i=1}^{k-1} t_{ik} \mathbf{q}_i$, where t_{ik} is the (i, k) -th entry of \mathbf{T} . The form is quite similar to the eigenvalue decomposition. However, instead of being eigenvectors, the columns of \mathbf{Q} are orthonormal bases that are correlated with each other.

In the main result of Theorem 11.1, we focus on real matrices with real eigenvalues. However, this restriction is not always practical in various scenarios. A more general case

is addressed in the following theorem. This decomposition is attributed to *Issai Schur* (1875–1941), a Russian mathematician who spent most of his life studying and working in Germany.

Theorem 11.6: (Complex Schur Decomposition) Let $\mathbf{A} \in \mathbb{C}^{n \times n}$ be any **complex** square matrix. Then, it can be decomposed as

$$\mathbf{A} = \mathbf{U}\mathbf{T}\mathbf{U}^*,$$

where $\mathbf{U} \in \mathbb{C}^{n \times n}$ is a unitary matrix, and $\mathbf{T} \in \mathbb{C}^{n \times n}$ is an upper triangular matrix (not necessarily real).

⌘ Chapter 11 Problems ⌘

1. We have shown several important results regarding the determinant of a matrix in Lemma 11.2. Given $\mathbf{A} \in \mathbb{R}^{n \times n}$, show that
 - $\det(c\mathbf{A}) = c^n \det(\mathbf{A})$; (*Hint: Use induction.*)
 - $\det(\mathbf{A}^{-1}) = 1/\det(\mathbf{A})$;
 - $\det(\mathbf{A}^m) = \det(\mathbf{A})^m$;
 - $\det(\mathbf{I} + \mathbf{u}\mathbf{v}^\top) = 1 + \mathbf{u}^\top \mathbf{v}$.
2. Given $\mathbf{A} \in \mathbb{R}^{n \times n}$, for $n = 2$, show that
 - $\det(\mathbf{I} + \mathbf{A}) = 1 + \det(\mathbf{A}) + \text{tr}(\mathbf{A})$.
 For $n = 3$, show that
 - $\det(\mathbf{I} + \mathbf{A}) = 1 + \det(\mathbf{A}) + \text{tr}(\mathbf{A}) + \frac{1}{2}\text{tr}(\mathbf{A})^2 - \frac{1}{2}\text{tr}(\mathbf{A}^2)$.
3. Given $\mathbf{A} \in \mathbb{R}^{n \times n}$, and let \mathbf{B} be the matrix obtained by interchanging two rows of \mathbf{A} . Prove that $\det(\mathbf{B}) = -\det(\mathbf{A})$. *Hint: Use induction.*
4. Given $\mathbf{A} \in \mathbb{R}^{n \times n}$, and let \mathbf{B} be the matrix obtained by multiplying a row of \mathbf{A} by nonnegative scalar γ . Prove that $\det(\mathbf{B}) = \gamma \det(\mathbf{A})$.
5. Prove Theorem 11.6 rigorously.
6. **Diagonalization of upper triangular matrices.** Let $\mathbf{U} \in \mathbb{R}^{n \times n}$ be an upper triangular matrix whose (i, j) -th entry is denoted by u_{ij} , and let $\mathbf{D}_t = \text{diag}(t, t^2, \dots, t^n)$ be a diagonal matrix. Show that the similarity transformation on \mathbf{U} takes the following form:

$$\mathbf{D}_t \mathbf{U} \mathbf{D}_t^{-1} = \begin{bmatrix} u_{11} & t^{-1}u_{12} & t^{-2}u_{13} & \dots & t^{-n+1}u_{1n} \\ 0 & u_{22} & t^{-1}u_{23} & \dots & t^{-n+2}u_{2n} \\ 0 & 0 & u_{33} & \dots & t^{-n+3}u_{3n} \\ 0 & \vdots & \vdots & \ddots & \vdots \\ 0 & 0 & 0 & \dots & u_{nn} \end{bmatrix}.$$

Thus, when t is sufficiently large, the off-diagonal values can be made arbitrarily small.

7. Show that $\mathbf{A} \in \mathbb{R}^{n \times n}$ is nilpotent (a matrix $\mathbf{A} \in \mathbb{R}^{n \times n}$ is *nilpotent* if there exists a k such that $\mathbf{A}^k = \mathbf{0}$) if and only if $\text{tr}(\mathbf{A}^k) = 0$ for all $k \in \{1, 2, \dots, n\}$. *Hint: Use the m -th power eigenvalues, Remark 11.5.*

Spectral Decomposition (Theorem)

12.1. Spectral Decomposition (Theorem)

The spectral theorem, also known as the spectral decomposition for symmetric matrices, states that symmetric matrices have real eigenvalues and can be diagonalized using a (real) orthonormal basis ¹. In the following sections, we will present the main result and defer detailed discussions.

Theorem 12.1: (Spectral Decomposition) A real matrix $\mathbf{A} \in \mathbb{R}^{n \times n}$ is symmetric if and only if there exists an orthogonal matrix \mathbf{Q} and a diagonal matrix $\mathbf{\Lambda}$ such that

$$\mathbf{A} = \mathbf{Q}\mathbf{\Lambda}\mathbf{Q}^\top,$$

where the columns of $\mathbf{Q} = [\mathbf{q}_1, \mathbf{q}_2, \dots, \mathbf{q}_n]$ are eigenvectors of \mathbf{A} and are mutually orthonormal, and the entries of $\mathbf{\Lambda} = \text{diag}(\lambda_1, \lambda_2, \dots, \lambda_n)$ are the corresponding eigenvalues of \mathbf{A} , which are real. This is known as the *spectral decomposition* or *spectral theorem* for real symmetric matrices. Specifically, we have the following properties:

1. A symmetric matrix has only **real eigenvalues**.
2. The eigenvectors are orthogonal and can be chosen to be **orthonormal** by normalization.
3. The rank of \mathbf{A} is equal to the number of nonzero eigenvalues.
4. If the eigenvalues are distinct, the eigenvectors are linearly independent.

In the eigenvalue decomposition (Theorem 10.1), we require the matrix \mathbf{A} to be square and the eigenvectors to be linearly independent. In contrast, the spectral theorem applies to any symmetric matrix, and the eigenvectors are chosen to be orthonormal.

In Proposition 8.5, we proved that similar matrices have the same eigenvalues. From the spectral decomposition, we observe that \mathbf{A} and $\mathbf{\Lambda}$ are similar matrices and thus have the same eigenvalues. For any diagonal matrix, the eigenvalues are the diagonal entries. ² To see this, note that

$$\mathbf{\Lambda}\mathbf{e}_i = \lambda_i\mathbf{e}_i,$$

where \mathbf{e}_i is the i -th basis vector. Therefore, the matrix $\mathbf{\Lambda}$ contains the eigenvalues of \mathbf{A} .

1. Note that the spectral decomposition for *Hermitian matrices* states that Hermitian matrices also have real eigenvalues and can be diagonalized using a complex orthonormal basis.
 2. In fact, we demonstrated in the previous section that the diagonal entries of triangular matrices are their eigenvalues.

12.2. Existence of the Spectral Decomposition

We will prove the theorem in several steps.

Symmetric Matrix Property 1 of 4

Lemma 12.2: (Real Eigenvalues) The eigenvalues of any symmetric matrix are all real.

Proof [of Lemma 12.2] Suppose an eigenvalue λ is a complex number, expressed as $\lambda = a + ib$, where a and b are real numbers. Its complex conjugate is $\bar{\lambda} = a - ib$. Similarly, for the corresponding complex eigenvector $\mathbf{x} = \mathbf{c} + i\mathbf{d}$, its complex conjugate is $\bar{\mathbf{x}} = \mathbf{c} - i\mathbf{d}$, where \mathbf{c} and \mathbf{d} are real vectors. The following properties hold:

$$\mathbf{Ax} = \lambda\mathbf{x} \quad \xrightarrow{\text{leads to}} \quad \mathbf{A}\bar{\mathbf{x}} = \bar{\lambda}\bar{\mathbf{x}} \quad \xrightarrow{\text{transpose to}} \quad \bar{\mathbf{x}}^\top \mathbf{A} = \bar{\lambda}\bar{\mathbf{x}}^\top.$$

WTaking the dot product of the first equation with $\bar{\mathbf{x}}$ and the last equation with \mathbf{x} , we get:

$$\bar{\mathbf{x}}^\top \mathbf{Ax} = \lambda\bar{\mathbf{x}}^\top \mathbf{x} \quad \text{and} \quad \bar{\mathbf{x}}^\top \mathbf{Ax} = \bar{\lambda}\bar{\mathbf{x}}^\top \mathbf{x}.$$

Equating these, we find $\lambda\bar{\mathbf{x}}^\top \mathbf{x} = \bar{\lambda}\bar{\mathbf{x}}^\top \mathbf{x}$. Since $\bar{\mathbf{x}}^\top \mathbf{x} = (\mathbf{c} - i\mathbf{d})^\top (\mathbf{c} + i\mathbf{d}) = \mathbf{c}^\top \mathbf{c} + \mathbf{d}^\top \mathbf{d}$, this is a real number. Therefore, the imaginary part of λ must be zero, implying λ is real. ■

Symmetric Matrix Property 2 of 4

Lemma 12.3: (Orthogonal Eigenvectors) The eigenvectors corresponding to distinct eigenvalues of any symmetric matrix are orthogonal. Therefore, these eigenvectors can be normalized to form an orthonormal set because $\mathbf{Ax} = \lambda\mathbf{x}$ leads to $\mathbf{A}\frac{\mathbf{x}}{\|\mathbf{x}\|} = \lambda\frac{\mathbf{x}}{\|\mathbf{x}\|}$, which preserves the eigenvalue λ .

Proof [of Lemma 12.3] Let eigenvalues λ_1 and λ_2 correspond to eigenvectors \mathbf{x}_1 and \mathbf{x}_2 , respectively, such that $\mathbf{Ax}_1 = \lambda_1\mathbf{x}_1$ and $\mathbf{Ax}_2 = \lambda_2\mathbf{x}_2$. The following equalities hold:

$$\mathbf{Ax}_1 = \lambda_1\mathbf{x}_1 \quad \xrightarrow{\text{leads to}} \quad \mathbf{x}_1^\top \mathbf{A} = \lambda_1\mathbf{x}_1^\top \quad \xrightarrow{\text{leads to}} \quad \mathbf{x}_1^\top \mathbf{Ax}_2 = \lambda_1\mathbf{x}_1^\top \mathbf{x}_2,$$

and

$$\mathbf{Ax}_2 = \lambda_2\mathbf{x}_2 \quad \xrightarrow{\text{leads to}} \quad \mathbf{x}_1^\top \mathbf{Ax}_2 = \lambda_2\mathbf{x}_1^\top \mathbf{x}_2.$$

Equating these, we get $\lambda_1\mathbf{x}_1^\top \mathbf{x}_2 = \lambda_2\mathbf{x}_1^\top \mathbf{x}_2$. Since eigenvalues $\lambda_1 \neq \lambda_2$, the eigenvectors are orthogonal. ■

In Lemma 12.3, we proved that the eigenvectors corresponding to distinct eigenvalues of symmetric matrices are orthogonal. More generally, we now prove a significant result: eigenvectors corresponding to distinct eigenvalues of any matrix are linearly independent.

Theorem 12.4: (Independent Eigenvector Theorem) If a matrix $\mathbf{A} \in \mathbb{R}^{n \times n}$ has k distinct eigenvalues, then any set of k corresponding (nonzero) eigenvectors are linearly independent.

Proof [of Theorem 12.4] We prove the theorem by induction. First, we show that any two eigenvectors corresponding to distinct eigenvalues are linearly independent. Let eigenvectors \mathbf{v}_1 and \mathbf{v}_2 correspond to distinct eigenvalues λ_1 and λ_2 , respectively. Assume, for contradiction, that \mathbf{v}_1 and \mathbf{v}_2 are linearly dependent. Then there exist a nonzero vector $\mathbf{x} = [x_1, x_2] \neq \mathbf{0}$ such that

$$x_1\mathbf{v}_1 + x_2\mathbf{v}_2 = \mathbf{0}. \quad (12.1)$$

Multiplying Equation (12.1) on the left by \mathbf{A} gives:

$$x_1\lambda_1\mathbf{v}_1 + x_2\lambda_2\mathbf{v}_2 = \mathbf{0}. \quad (12.2)$$

Similarly, multiplying Equation (12.1) by λ_2 yields:

$$x_1\lambda_2\mathbf{v}_1 + x_2\lambda_2\mathbf{v}_2 = \mathbf{0}. \quad (12.3)$$

Subtracting the first equation from the second gives:

$$x_1(\lambda_2 - \lambda_1)\mathbf{v}_1 = \mathbf{0}.$$

Since $\lambda_2 \neq \lambda_1$ and $\mathbf{v}_1 \neq \mathbf{0}$, it must be that $x_1 = 0$. Since $\mathbf{v}_2 \neq \mathbf{0}$, substituting $x_1 = 0$ back into Equation (12.1) shows that $x_2 = 0$, leading to a contradiction. Thus, \mathbf{v}_1 and \mathbf{v}_2 are linearly independent.

Suppose that any $j < k$ eigenvectors corresponding to distinct eigenvalues are linearly independent. We aim to show that any $j + 1$ eigenvectors are also linearly independent. Let $\mathbf{v}_1, \mathbf{v}_2, \dots, \mathbf{v}_j$ be linearly independent eigenvectors corresponding to distinct eigenvalues $\lambda_1, \lambda_2, \dots, \lambda_j$. Assume, for contradiction, that an additional eigenvector \mathbf{v}_{j+1} , corresponding to a different eigenvalue λ_{j+1} , is linearly dependent on $\mathbf{v}_1, \mathbf{v}_2, \dots, \mathbf{v}_j$. Then there exist scalars x_1, x_2, \dots, x_j , not all zero, such that:

$$\mathbf{v}_{j+1} = x_1\mathbf{v}_1 + x_2\mathbf{v}_2 + \dots + x_j\mathbf{v}_j. \quad (12.4)$$

Multiplying Equation (12.4) on the left by \mathbf{A} gives:

$$\lambda_{j+1}\mathbf{v}_{j+1} = x_1\lambda_1\mathbf{v}_1 + x_2\lambda_2\mathbf{v}_2 + \dots + x_j\lambda_j\mathbf{v}_j. \quad (12.5)$$

Similarly, multiplying Equation (12.4) by λ_{j+1} yields:

$$\lambda_{j+1}\mathbf{v}_{j+1} = x_1\lambda_{j+1}\mathbf{v}_1 + x_2\lambda_{j+1}\mathbf{v}_2 + \dots + x_j\lambda_{j+1}\mathbf{v}_j. \quad (12.6)$$

Subtracting the two equations gives:

$$x_1(\lambda_{j+1} - \lambda_1)\mathbf{v}_1 + x_2(\lambda_{j+1} - \lambda_2)\mathbf{v}_2 + \dots + x_j(\lambda_{j+1} - \lambda_j)\mathbf{v}_j = \mathbf{0}.$$

From the assumption, $\lambda_{j+1} \neq \lambda_i$ for all $i \in \{1, 2, \dots, j\}$, and $\mathbf{v}_i \neq \mathbf{0}$ for all $i \in \{1, 2, \dots, j\}$. We must have $x_1 = x_2 = \dots = x_j = 0$, which leads to a contradiction. Thus, the eigenvectors $\mathbf{v}_1, \mathbf{v}_2, \dots, \mathbf{v}_j, \mathbf{v}_{j+1}$ are linearly independent. By induction, any k eigenvectors corresponding to k distinct eigenvalues are linearly independent. \blacksquare

An immediate consequence of the above theorem is as follows:

Corollary 12.5: (Independent Eigenvector Theorem, CNT.) If a matrix $\mathbf{A} \in \mathbb{R}^{n \times n}$ has n distinct eigenvalues, then any set of n corresponding eigenvectors form a basis for \mathbb{R}^n .

Symmetric Matrix Property 3 of 4

Lemma 12.6: (Orthonormal Eigenvectors for Duplicate Eigenvalue) Let $\mathbf{A} \in \mathbb{R}^{n \times n}$ be symmetric. If \mathbf{A} has a repeated eigenvalue λ_i with multiplicity ^a $k \geq 2$, then there exist k orthonormal eigenvectors corresponding to λ_i .

a. Multiplicity is rigorously defined in Definition 12.11.

Proof [of Lemma 12.6] First, note that there exists at least one eigenvector \mathbf{x}_{i1} corresponding to λ_i . For this eigenvector \mathbf{x}_{i1} , we can always find $n - 1$ additional orthonormal vectors $\mathbf{y}_2, \mathbf{y}_3, \dots, \mathbf{y}_n$, such that the set $\{\mathbf{x}_{i1}, \mathbf{y}_2, \mathbf{y}_3, \dots, \mathbf{y}_n\}$ forms an orthonormal basis of \mathbb{R}^n . Define the matrices \mathbf{Y}_1 and \mathbf{P}_1 as follows:

$$\mathbf{Y}_1 = [\mathbf{y}_2, \mathbf{y}_3, \dots, \mathbf{y}_n] \quad \text{and} \quad \mathbf{P}_1 = [\mathbf{x}_{i1}, \mathbf{Y}_1].$$

Since \mathbf{A} is symmetric, we then have $\mathbf{P}_1^\top \mathbf{A} \mathbf{P}_1 = \begin{bmatrix} \lambda_i & \mathbf{0} \\ \mathbf{0} & \mathbf{Y}_1^\top \mathbf{A} \mathbf{Y}_1 \end{bmatrix}$. Since \mathbf{P}_1 is nonsingular and orthogonal, \mathbf{A} and $\mathbf{P}_1^\top \mathbf{A} \mathbf{P}_1$ are similar matrices such that they have the same eigenvalues (see Proposition 8.5). Consequently,

$$\det(\mathbf{P}_1^\top \mathbf{A} \mathbf{P}_1 - \lambda \mathbf{I}_n) = {}^3 (\lambda_i - \lambda) \det(\mathbf{Y}_1^\top \mathbf{A} \mathbf{Y}_1 - \lambda \mathbf{I}_{n-1}).$$

If λ_i has multiplicity $k \geq 2$, the term $(\lambda_i - \lambda)$ appears k times in the polynomial from the determinant $\det(\mathbf{P}_1^\top \mathbf{A} \mathbf{P}_1 - \lambda \mathbf{I}_n)$, i.e., the term appears $k - 1$ times in the polynomial from $\det(\mathbf{Y}_1^\top \mathbf{A} \mathbf{Y}_1 - \lambda \mathbf{I}_{n-1})$. Thus, $\det(\mathbf{Y}_1^\top \mathbf{A} \mathbf{Y}_1 - \lambda_i \mathbf{I}_{n-1}) = 0$, and λ_i is an eigenvalue of $\mathbf{Y}_1^\top \mathbf{A} \mathbf{Y}_1$ with multiplicity $k - 1$.

Define $\mathbf{B} = \mathbf{Y}_1^\top \mathbf{A} \mathbf{Y}_1$. Since $\det(\mathbf{B} - \lambda_i \mathbf{I}_{n-1}) = 0$, the null space of $\mathbf{B} - \lambda_i \mathbf{I}_{n-1}$ is nontrivial. Suppose $(\mathbf{B} - \lambda_i \mathbf{I}_{n-1})\mathbf{n} = \mathbf{0}$, i.e., $\mathbf{B}\mathbf{n} = \lambda_i \mathbf{n}$, where \mathbf{n} is an eigenvector of \mathbf{B} .

From $\mathbf{P}_1^\top \mathbf{A} \mathbf{P}_1 = \begin{bmatrix} \lambda_i & \mathbf{0} \\ \mathbf{0} & \mathbf{B} \end{bmatrix}$, we have $\mathbf{A} \mathbf{P}_1 \begin{bmatrix} z \\ \mathbf{n} \end{bmatrix} = \mathbf{P}_1 \begin{bmatrix} \lambda_i & \mathbf{0} \\ \mathbf{0} & \mathbf{B} \end{bmatrix} \begin{bmatrix} z \\ \mathbf{n} \end{bmatrix}$, where z is any scalar. From the left side of this equation, we have

$$\mathbf{A} \mathbf{P}_1 \begin{bmatrix} z \\ \mathbf{n} \end{bmatrix} = [\lambda_i \mathbf{x}_{i1}, \mathbf{A} \mathbf{Y}_1] \begin{bmatrix} z \\ \mathbf{n} \end{bmatrix} = \lambda_i z \mathbf{x}_{i1} + \mathbf{A} \mathbf{Y}_1 \mathbf{n}. \quad (12.7)$$

From the right side of the equation, we have

$$\begin{aligned} \mathbf{P}_1 \begin{bmatrix} \lambda_i & \mathbf{0} \\ \mathbf{0} & \mathbf{B} \end{bmatrix} \begin{bmatrix} z \\ \mathbf{n} \end{bmatrix} &= [\mathbf{x}_{i1} \quad \mathbf{Y}_1] \begin{bmatrix} \lambda_i & \mathbf{0} \\ \mathbf{0} & \mathbf{B} \end{bmatrix} \begin{bmatrix} z \\ \mathbf{n} \end{bmatrix} = [\lambda_i \mathbf{x}_{i1} \quad \mathbf{Y}_1 \mathbf{B}] \begin{bmatrix} z \\ \mathbf{n} \end{bmatrix} \\ &= \lambda_i z \mathbf{x}_{i1} + \mathbf{Y}_1 \mathbf{B} \mathbf{n} = \lambda_i z \mathbf{x}_{i1} + \lambda_i \mathbf{Y}_1 \mathbf{n}, \end{aligned} \quad (12.8)$$

where the last equality follows from $\mathbf{B}\mathbf{n} = \lambda_i \mathbf{n}$. Combining Equations (12.8) and (12.7), we obtain

$$\mathbf{A} \mathbf{Y}_1 \mathbf{n} = \lambda_i \mathbf{Y}_1 \mathbf{n},$$

which means $\mathbf{Y}_1 \mathbf{n}$ is an eigenvector of \mathbf{A} corresponding to the eigenvalue λ_i (the same eigenvalue corresponding to \mathbf{x}_{i1}). Since $\mathbf{Y}_1 \mathbf{n}$ is a linear combination of $\mathbf{y}_2, \mathbf{y}_3, \dots, \mathbf{y}_n$, which are orthonormal to \mathbf{x}_{i1} , it can be chosen to be orthonormal to \mathbf{x}_{i1} .

3. By the fact that if matrix \mathbf{M} has a block formulation: $\mathbf{M} = \begin{bmatrix} \mathbf{A} & \mathbf{B} \\ \mathbf{C} & \mathbf{D} \end{bmatrix}$, then $\det(\mathbf{M}) = \det(\mathbf{A}) \det(\mathbf{D} - \mathbf{C} \mathbf{A}^{-1} \mathbf{B})$.

To conclude, if there exists an eigenvector, \mathbf{x}_{i1} , corresponding to the eigenvalue λ_i , with a multiplicity $k \geq 2$, we can construct a second eigenvector by selecting a vector from the null space of $(\mathbf{B} - \lambda_i \mathbf{I}_{n-1})$, as outlined above. Assume that we have constructed this second eigenvector, \mathbf{x}_{i2} , which is orthonormal to \mathbf{x}_{i1} . With these eigenvectors, \mathbf{x}_{i1} and \mathbf{x}_{i2} , we can always find $n - 2$ additional orthonormal vectors $\mathbf{y}_3, \mathbf{y}_4, \dots, \mathbf{y}_n$, such that the set $\{\mathbf{x}_{i1}, \mathbf{x}_{i2}, \mathbf{y}_3, \mathbf{y}_4, \dots, \mathbf{y}_n\}$ forms an orthonormal basis for \mathbb{R}^n . Arrange these vectors $\mathbf{y}_3, \mathbf{y}_4, \dots, \mathbf{y}_n$ into matrix \mathbf{Y}_2 and $\{\mathbf{x}_{i1}, \mathbf{x}_{i2}, \mathbf{y}_3, \mathbf{y}_4, \dots, \mathbf{y}_n\}$ into matrix \mathbf{P}_2 :

$$\mathbf{Y}_2 = [\mathbf{y}_3, \mathbf{y}_4, \dots, \mathbf{y}_n] \quad \text{and} \quad \mathbf{P}_2 = [\mathbf{x}_{i1}, \mathbf{x}_{i2}, \mathbf{Y}_2].$$

Since \mathbf{A} is symmetric, we then have

$$\mathbf{P}_2^\top \mathbf{A} \mathbf{P}_2 = \begin{bmatrix} \lambda_i & 0 & \mathbf{0} \\ 0 & \lambda_i & \mathbf{0} \\ \mathbf{0} & \mathbf{0} & \mathbf{Y}_2^\top \mathbf{A} \mathbf{Y}_2 \end{bmatrix} = \begin{bmatrix} \lambda_i & 0 & \mathbf{0} \\ 0 & \lambda_i & \mathbf{0} \\ \mathbf{0} & \mathbf{0} & \mathbf{C} \end{bmatrix},$$

where $\mathbf{C} = \mathbf{Y}_2^\top \mathbf{A} \mathbf{Y}_2$ such that $\det(\mathbf{P}_2^\top \mathbf{A} \mathbf{P}_2 - \lambda \mathbf{I}_n) = (\lambda_i - \lambda)^2 \det(\mathbf{C} - \lambda \mathbf{I}_{n-2})$. If the multiplicity of λ_i is $k \geq 3$, then $\det(\mathbf{C} - \lambda_i \mathbf{I}_{n-2}) = 0$, implying the null space of $\mathbf{C} - \lambda_i \mathbf{I}_{n-2}$ is non-empty. From the null space of $\mathbf{C} - \lambda_i \mathbf{I}_{n-2}$, we can select a vector \mathbf{n} such that $\mathbf{C} \mathbf{n} = \lambda_i \mathbf{n}$. Using this vector, we construct $\begin{bmatrix} z_1 \\ z_2 \\ \mathbf{n} \end{bmatrix} \in \mathbb{R}^n$, where z_1 and z_2 are any scalar values, such that

$$\mathbf{A} \mathbf{P}_2 \begin{bmatrix} z_1 \\ z_2 \\ \mathbf{n} \end{bmatrix} = \mathbf{P}_2 \begin{bmatrix} \lambda_i & 0 & \mathbf{0} \\ 0 & \lambda_i & \mathbf{0} \\ \mathbf{0} & \mathbf{0} & \mathbf{C} \end{bmatrix} \begin{bmatrix} z_1 \\ z_2 \\ \mathbf{n} \end{bmatrix}.$$

Similarly, from the left side of the above equation, we will get $\lambda_i z_1 \mathbf{x}_{i1} + \lambda_i z_2 \mathbf{x}_{i2} + \mathbf{A} \mathbf{Y}_2 \mathbf{n}$. From the right side of the above equation, we will get $\lambda_i z_1 \mathbf{x}_{i1} + \lambda_i z_2 \mathbf{x}_{i2} + \lambda_i \mathbf{Y}_2 \mathbf{n}$. As a result,

$$\mathbf{A} \mathbf{Y}_2 \mathbf{n} = \lambda_i \mathbf{Y}_2 \mathbf{n},$$

where $\mathbf{Y}_2 \mathbf{n}$ is an eigenvector of \mathbf{A} , orthogonal to \mathbf{x}_{i1} and \mathbf{x}_{i2} . This eigenvector can also be normalized to ensure orthonormality with the first two eigenvectors.

By iterating this process, we can construct k orthonormal eigenvectors corresponding to the eigenvalue λ_i .

Finally, the dimension of the null space of $\mathbf{P}_1^\top \mathbf{A} \mathbf{P}_1 - \lambda_i \mathbf{I}_n$ equals the multiplicity k . This confirms that if λ_i has a multiplicity of k , there cannot be more than k orthonormal eigenvectors corresponding to λ_i . Otherwise, we would obtain more than n orthogonal eigenvectors in \mathbb{R}^n , which is a contradiction. ■

The existence of the spectral decomposition can be straightforwardly established using the lemmas previously discussed. Another method to demonstrate its existence is through the application of the Schur decomposition.

Proof [of Theorem 12.1: Existence of Spectral Decomposition, Alternative Proof] According to Theorem 11.1, a symmetric matrix $\mathbf{A} = \mathbf{A}^\top$ can be decomposed as $\mathbf{Q} \mathbf{U} \mathbf{Q}^\top = \mathbf{Q} \mathbf{U}^\top \mathbf{Q}^\top$, where \mathbf{Q} is orthogonal and \mathbf{U} is upper triangular. This implies \mathbf{U} is a diagonal matrix, and this diagonal matrix contains eigenvalues of \mathbf{A} . Consequently, the columns of \mathbf{Q} serve as the eigenvectors of \mathbf{A} . We thus conclude that every symmetric matrix can be orthogonally diagonalized, even in cases of repeated eigenvalues. ■

For a more concise proof, Lu (2021c) offers an approach utilizing the Gram-Schmidt process combined with mathematical induction.

For a symmetric matrix $\mathbf{A}^\top \mathbf{A}$, the rank remains unchanged from that of \mathbf{A} , a property we will utilize in proving the singular value decomposition in the following chapter. However, in general, the rank of a product of two matrices does not exceed the rank of either matrix.

Lemma 12.7: (Rank of \mathbf{AB}) Given matrices $\mathbf{A} \in \mathbb{R}^{m \times n}$ and $\mathbf{B} \in \mathbb{R}^{n \times k}$, the rank of their product $\mathbf{AB} \in \mathbb{R}^{m \times k}$ satisfies $\text{rank}(\mathbf{AB}) \leq \min\{\text{rank}(\mathbf{A}), \text{rank}(\mathbf{B})\}$.

Proof [of Lemma 12.7] Considering the matrix multiplication \mathbf{AB} :

- Each row of \mathbf{AB} is a linear combinations of the rows of \mathbf{B} , implying that the row space of \mathbf{AB} is contained within that of \mathbf{B} . Therefore, $\text{rank}(\mathbf{AB}) \leq \text{rank}(\mathbf{B})$.
- Similarly, each column of \mathbf{AB} is a linear combinations of the columns of \mathbf{A} , so the column space of \mathbf{AB} is contained within that of \mathbf{A} . Hence, $\text{rank}(\mathbf{AB}) \leq \text{rank}(\mathbf{A})$.

Combining these observations, it follows that $\text{rank}(\mathbf{AB}) \leq \min\{\text{rank}(\mathbf{A}), \text{rank}(\mathbf{B})\}$. ■

Symmetric Matrix Property 4 of 4

Lemma 12.8: (Rank of Symmetric Matrices) If \mathbf{A} is an $n \times n$ real symmetric matrix, then $\text{rank}(\mathbf{A}) =$ the total number of nonzero eigenvalues of \mathbf{A} . In particular, \mathbf{A} has full rank if and only if \mathbf{A} is nonsingular. Furthermore, $\mathcal{C}(\mathbf{A})$ is the linear space spanned by the eigenvectors of \mathbf{A} corresponding to nonzero eigenvalues.

Proof [of Lemma 12.8] For any symmetric matrix \mathbf{A} , it can be expressed in spectral form as $\mathbf{A} = \mathbf{Q}\mathbf{\Lambda}\mathbf{Q}^\top$, where \mathbf{Q} is an orthogonal matrix and $\mathbf{\Lambda}$ is a diagonal matrix containing the eigenvalues of \mathbf{A} . Using Lemma 12.7, we have:

- From $\mathbf{A} = \mathbf{Q}\mathbf{\Lambda}\mathbf{Q}^\top$, we have $\text{rank}(\mathbf{A}) \leq \text{rank}(\mathbf{Q}\mathbf{\Lambda}) \leq \text{rank}(\mathbf{\Lambda})$.
- From $\mathbf{\Lambda} = \mathbf{Q}^\top \mathbf{A} \mathbf{Q}$, we have $\text{rank}(\mathbf{\Lambda}) \leq \text{rank}(\mathbf{Q}^\top \mathbf{A}) \leq \text{rank}(\mathbf{A})$.

This implies $\text{rank}(\mathbf{A}) = \text{rank}(\mathbf{\Lambda})$, which is the total number of nonzero eigenvalues.

Since \mathbf{A} is nonsingular if and only if all its eigenvalues are nonzero, we can affirm that \mathbf{A} has full rank if and only if \mathbf{A} is nonsingular. ■

Analogous to eigenvalue decomposition, the spectral decomposition enables efficient computation of the m -th power of a matrix \mathbf{A} .

Remark 12.9 (m -th Power). If \mathbf{A} admits a spectral decomposition $\mathbf{A} = \mathbf{Q}\mathbf{\Lambda}\mathbf{Q}^\top$, then the m -th power of \mathbf{A} can be computed as $\mathbf{A}^m = \mathbf{Q}\mathbf{\Lambda}^m\mathbf{Q}^\top$.

12.3. Uniqueness of Spectral Decomposition

It's important to note that spectral decomposition is not unique, largely because of the multiplicity of eigenvalues. When two or more eigenvalues λ_i and λ_j (for $1 \leq i, j \leq n$) are identical, swapping their corresponding eigenvectors in the orthogonal matrix \mathbf{Q} results in an equivalent spectral decomposition, even though the specific form of the decomposition changes.

However, the *eigenspaces* associated with each eigenvalue—specifically, the null spaces $\mathcal{N}(\mathbf{A} - \lambda_i \mathbf{I})$ for each eigenvalue λ_i —remain fixed. This means that while the choice of eigenvectors within each eigenspace can vary, leading to different decompositions, the decomposition in terms of eigenspaces is unique. Any orthonormal basis for these eigenspaces can be selected without altering the overall spectral decomposition.

12.4. Other Forms, Connecting Eigenvalue Decomposition*

In this section, we explore different forms of spectral decomposition under various conditions. To facilitate this discussion, we first rigorously define the characteristic polynomial.

Definition 12.10 (Characteristic Polynomial). For any square matrix $\mathbf{A} \in \mathbb{R}^{n \times n}$, its *characteristic polynomial* is defined as:

$$\det(\lambda \mathbf{I} - \mathbf{A}) = \lambda^n + \gamma_{n-1} \lambda^{n-1} + \dots + \gamma_1 \lambda + \gamma_0 = (\lambda - \lambda_1)^{k_1} (\lambda - \lambda_2)^{k_2} \dots (\lambda - \lambda_m)^{k_m},$$

where $\lambda_1, \lambda_2, \dots, \lambda_m$ are the distinct roots of $\det(\lambda \mathbf{I} - \mathbf{A}) = 0$, which are also the eigenvalues of \mathbf{A} . The sum of the multiplicities $k_1 + k_2 + \dots + k_m = n$, indicating, $\det(\lambda \mathbf{I} - \mathbf{A})$ is a polynomial of degree n for any matrix $\mathbf{A} \in \mathbb{R}^{n \times n}$ (see proof of Lemma 12.6). The equation $\det(\lambda \mathbf{I} - \mathbf{A}) = 0$ is referred to as the *characteristic equation* of \mathbf{A} .

The characteristic polynomial plays a crucial role in defining two important concepts: algebraic multiplicity and geometric multiplicity.

Definition 12.11 (Algebraic Multiplicity and Geometric Multiplicity). Given the characteristic polynomial of a matrix $\mathbf{A} \in \mathbb{R}^{n \times n}$:

$$\det(\lambda \mathbf{I} - \mathbf{A}) = (\lambda - \lambda_1)^{k_1} (\lambda - \lambda_2)^{k_2} \dots (\lambda - \lambda_m)^{k_m},$$

the integer k_i is called the *algebraic multiplicity* of the eigenvalue λ_i , i.e., it equals the multiplicity of the corresponding root of the characteristic polynomial.

The *eigenspace associated to eigenvalue* λ_i is the null space of $(\mathbf{A} - \lambda_i \mathbf{I})$, denoted by $\mathcal{N}(\mathbf{A} - \lambda_i \mathbf{I})$. And the dimension of the eigenspace associated with λ_i , $\mathcal{N}(\mathbf{A} - \lambda_i \mathbf{I})$, is known as the *geometric multiplicity* of λ_i .

For brevity, we denote the algebraic multiplicity of λ_i by $alg(\lambda_i)$ and its geometric multiplicity by $geo(\lambda_i)$.

Remark 12.12 (Geometric Multiplicity). For a matrix \mathbf{A} and its eigenspace $\mathcal{N}(\mathbf{A} - \lambda_i \mathbf{I})$ corresponding to an eigenvalue λ_i , the dimension of the eigenspace reflects the number of linearly independent eigenvectors of \mathbf{A} associated with λ_i . This means that while there are infinitely many eigenvectors associated with each eigenvalue λ_i , they form a subspace that can be described using a finite set of basis vectors. In other words, the geometric multiplicity indicates the maximum number of linearly independent eigenvectors available for λ_i .

By definition, the sum of the algebraic multiplicities of all eigenvalues equals n , whereas the sum of the geometric multiplicities can be strictly smaller.

Corollary 12.13: (Multiplicity in Similar Matrices) Similar matrices share the same algebraic and geometric multiplicities for their eigenvalues.

Proof [of Corollary 12.13] From Proposition 8.5, we know that similar matrices have identical eigenvalues, which implies they also share the same algebraic multiplicities.

Consider two similar matrices \mathbf{A} and $\mathbf{B} = \mathbf{PAP}^{-1}$, where \mathbf{P} is nonsingular. Suppose the geometric multiplicity of an eigenvalue λ of \mathbf{A} is k . This means there exist k linearly independent eigenvectors $\mathbf{v}_1, \mathbf{v}_2, \dots, \mathbf{v}_k$ forming a basis for the eigenspace $\mathcal{N}(\mathbf{A} - \lambda\mathbf{I})$ such that $\mathbf{Av}_i = \lambda\mathbf{v}_i$ for each $i \in \{1, 2, \dots, k\}$. Then, $\mathbf{w}_i = \mathbf{Pv}_i$'s are the eigenvectors of \mathbf{B} associated with λ . Since \mathbf{P} is nonsingular, these \mathbf{w}_i 's are also linearly independent. Thus, the dimension of the eigenspace $\mathcal{N}(\mathbf{B} - \lambda\mathbf{I})$ is at least k , implying $\dim(\mathcal{N}(\mathbf{A} - \lambda\mathbf{I})) \leq \dim(\mathcal{N}(\mathbf{B} - \lambda\mathbf{I}))$.

Conversely, if we start with a set of k linearly independent eigenvectors $\mathbf{w}_1, \mathbf{w}_2, \dots, \mathbf{w}_k$ for \mathbf{B} corresponding to λ , then the vectors $\mathbf{v}_i = \mathbf{P}^{-1}\mathbf{w}_i$ for all $i \in \{1, 2, \dots, k\}$ are eigenvectors of \mathbf{A} associated with λ . This gives us $\dim(\mathcal{N}(\mathbf{B} - \lambda\mathbf{I})) \leq \dim(\mathcal{N}(\mathbf{A} - \lambda\mathbf{I}))$.

By combining both inequalities, we conclude that $\dim(\mathcal{N}(\mathbf{A} - \lambda\mathbf{I})) = \dim(\mathcal{N}(\mathbf{B} - \lambda\mathbf{I}))$, establishing the equality of geometric multiplicities for similar matrices. ■

Lemma 12.14: (Bounded Geometric Multiplicity) For any matrix $\mathbf{A} \in \mathbb{R}^{n \times n}$ and its eigenvalue λ_i , the geometric multiplicity is bounded by the algebraic multiplicity:

$$geo(\lambda_i) \leq alg(\lambda_i).$$

Proof [of Lemma 12.14] Suppose $\mathbf{P}_1 = [\mathbf{v}_1, \mathbf{v}_2, \dots, \mathbf{v}_k]$ contains a set of linearly independent eigenvectors of \mathbf{A} associated with λ_i . That is, the k vectors form a basis for the eigenspace $\mathcal{N}(\mathbf{A} - \lambda_i\mathbf{I})$, and the geometric multiplicity associated with λ_i is k . Extend \mathbf{P}_1 to a full basis $\mathbf{P} = [\mathbf{P}_1, \mathbf{P}_2] = [\mathbf{v}_1, \mathbf{v}_2, \dots, \mathbf{v}_k, \mathbf{v}_{k+1}, \dots, \mathbf{v}_n]$, where \mathbf{P} is nonsingular. Then we have $\mathbf{AP} = [\lambda_i\mathbf{P}_1, \mathbf{AP}_2]$.

Construct a matrix $\mathbf{B} = \begin{bmatrix} \lambda_i\mathbf{I}_k & \mathbf{C} \\ \mathbf{0} & \mathbf{D} \end{bmatrix}$, where $\mathbf{AP}_2 = \mathbf{P}_1\mathbf{C} + \mathbf{P}_2\mathbf{D}$, then $\mathbf{P}^{-1}\mathbf{AP} = \mathbf{B}$ such that \mathbf{A} and \mathbf{B} are similar matrices. We can always find such matrices \mathbf{C} and \mathbf{D} satisfying above condition, since \mathbf{v}_i 's are linearly independent vectors spanning the entire space \mathbb{R}^n , and any column of \mathbf{AP}_2 belongs to the column space of $\mathbf{P} = [\mathbf{P}_1, \mathbf{P}_2]$. Therefore,

$$\begin{aligned} \det(\mathbf{A} - \lambda\mathbf{I}) &= \det(\mathbf{P}^{-1}) \det(\mathbf{A} - \lambda\mathbf{I}) \det(\mathbf{P}) = \det(\mathbf{P}^{-1}(\mathbf{A} - \lambda\mathbf{I})\mathbf{P}) = \det(\mathbf{B} - \lambda\mathbf{I}) \\ &= \det \left(\begin{bmatrix} (\lambda_i - \lambda)\mathbf{I}_k & \mathbf{C} \\ \mathbf{0} & \mathbf{D} - \lambda\mathbf{I} \end{bmatrix} \right) = (\lambda_i - \lambda)^k \det(\mathbf{D} - \lambda\mathbf{I}). \end{aligned}$$

This implies $geo(\lambda_i) \leq alg(\lambda_i)$. And we complete the proof. ■

Building on the proof of Lemma 12.6, it becomes clear that symmetric matrices exhibit equal algebraic and geometric multiplicities for all eigenvalues. Such matrices are termed simple matrices.

Definition 12.15 (Simple Matrix). A matrix is termed *simple* if its algebraic multiplicity equals its geometric multiplicity for each eigenvalue.

Definition 12.16 (Diagonalizable). A square matrix \mathbf{A} is considered *diagonalizable* if there exists a nonsingular matrix \mathbf{P} and a diagonal matrix \mathbf{D} such that $\mathbf{A} = \mathbf{PDP}^{-1}$.

Diagonal matrices have a straightforward structure, which simplifies computations involving determinants and inverses. The eigenvalue decomposition (Theorem 10.1) and spec-

tral decomposition (Theorem 12.1) are examples of diagonalization techniques for specific classes of matrices.

Lemma 12.17: (Simple Matrices are Diagonalizable) A matrix is simple if and only if it is diagonalizable.

Proof [of Lemma 12.17] Suppose that $\mathbf{A} \in \mathbb{R}^{n \times n}$ is a simple matrix, meaning that the algebraic and geometric multiplicities for each eigenvalue are equal. For a specific eigenvalue λ_i , let $\{\mathbf{v}_1^i, \mathbf{v}_2^i, \dots, \mathbf{v}_{k_i}^i\}$ be a basis for the eigenspace $\mathcal{N}(\mathbf{A} - \lambda_i \mathbf{I})$. In other words, $\{\mathbf{v}_1^i, \mathbf{v}_2^i, \dots, \mathbf{v}_{k_i}^i\}$ is a set of linearly independent eigenvectors of \mathbf{A} associated with λ_i , where k_i is the algebraic or geometric multiplicity of λ_i : $\text{alg}(\lambda_i) = \text{geo}(\lambda_i) = k_i$. Suppose there are m distinct eigenvalues. Since $k_1 + k_2 + \dots + k_m = n$, the set of eigenvectors consists of the union of n vectors. Consider a linear combination of these eigenvectors:

$$\mathbf{z} = \sum_{j=1}^{k_1} x_j^1 \mathbf{v}_j^1 + \sum_{j=1}^{k_2} x_j^2 \mathbf{v}_j^2 + \dots + \sum_{j=1}^{k_m} x_j^m \mathbf{v}_j^m = \mathbf{0}. \quad (12.9)$$

Let $\mathbf{w}^i = \sum_{j=1}^{k_i} x_j^i \mathbf{v}_j^i$. Then \mathbf{w}^i is either an eigenvector associated with λ_i or the zero vector. Therefore, $\mathbf{z} = \sum_{i=1}^m \mathbf{w}^i$ is a sum of either zero vectors or eigenvectors associated with different eigenvalues of \mathbf{A} . Since eigenvectors associated with different eigenvalues are linearly independent. We must have $\mathbf{w}^i = \mathbf{0}$ for all $i \in \{1, 2, \dots, m\}$. That is,

$$\mathbf{w}^i = \sum_{j=1}^{k_i} x_j^i \mathbf{v}_j^i = \mathbf{0}, \quad \text{for all } i \in \{1, 2, \dots, m\}.$$

Since we assume the eigenvectors \mathbf{v}_j^i 's associated with λ_i are linearly independent, we must have $x_j^i = 0$ for all $i \in \{1, 2, \dots, m\}, j \in \{1, 2, \dots, k_i\}$. Thus, the n vectors are linearly independent:

$$\{\mathbf{v}_1^1, \mathbf{v}_2^1, \dots, \mathbf{v}_{k_1}^1\}, \{\mathbf{v}_1^2, \mathbf{v}_2^2, \dots, \mathbf{v}_{k_2}^2\}, \dots, \{\mathbf{v}_1^m, \mathbf{v}_2^m, \dots, \mathbf{v}_{k_m}^m\}.$$

According to the eigenvalue decomposition presented in Theorem 10.1, matrix \mathbf{A} can be diagonalizable.

Conversely, suppose \mathbf{A} is diagonalizable. That is, there exists a nonsingular matrix \mathbf{P} and a diagonal matrix \mathbf{D} such that $\mathbf{A} = \mathbf{P}\mathbf{D}\mathbf{P}^{-1}$. \mathbf{A} and \mathbf{D} are similar matrices such that they have the same eigenvalues (Proposition 8.5), same algebraic multiplicities, and geometric multiplicities (Corollary 12.13). It can be readily verified that a diagonal matrix has equal algebraic and geometric multiplicities. Therefore, \mathbf{A} is a simple matrix. ■

Remark 12.18 (Equivalence on Diagonalization). From Theorem 12.4 that any eigenvectors corresponding to different eigenvalues are linearly independent, and Remark 12.12 that the geometric multiplicity is the dimension of the eigenspace. We realize, if the geometric multiplicity is equal to the algebraic multiplicity (for all eigenvalues), the eigenspaces can span the entire space \mathbb{R}^n for a matrix $\mathbf{A} \in \mathbb{R}^{n \times n}$. Hence, the above lemma equivalently claims that if the eigenspaces span the entire space \mathbb{R}^n , then \mathbf{A} can be diagonalized.

Corollary 12.19 A square matrix \mathbf{A} is considered simple if it has a complete set of linearly independent eigenvectors. Alternatively, any symmetric matrix \mathbf{A} also qualifies as a simple matrix by definition.

The proof of this corollary follows directly from the eigenvalue decomposition outlined in Theorem 10.1 and the spectral theorem detailed in Theorem 12.1.

We now present an alternative expression for the spectral decomposition:

Theorem 12.20: (Spectral Decomposition: The Second Form) For a simple matrix $\mathbf{A} \in \mathbb{R}^{n \times n}$, we can express it as a weighted sum of idempotent matrices:

$$\mathbf{A} = \sum_{i=1}^n \lambda_i \mathbf{A}_i,$$

where each λ_i , for $i \in \{1, 2, \dots, n\}$, represents an eigenvalue of \mathbf{A} (potentially repeated). The idempotent matrices \mathbf{A}_i satisfy the following properties:

1. Idempotent: $\mathbf{A}_i^2 = \mathbf{A}_i$ for all $i \in \{1, 2, \dots, n\}$;
2. Orthogonal: $\mathbf{A}_i \mathbf{A}_j = \mathbf{0}$ for all $i \neq j$;
3. Additivity: $\sum_{i=1}^n \mathbf{A}_i = \mathbf{I}_n$;
4. Rank-Additivity: $\text{rank}(\mathbf{A}_1) + \text{rank}(\mathbf{A}_2) + \dots + \text{rank}(\mathbf{A}_n) = n$.

Proof [of Theorem 12.20] Given that \mathbf{A} is a simple matrix, according to Lemma 12.17, there exists a nonsingular matrix \mathbf{P} and a diagonal matrix $\mathbf{\Lambda}$ such that $\mathbf{A} = \mathbf{P}\mathbf{\Lambda}\mathbf{P}^{-1}$, where $\mathbf{\Lambda} = \text{diag}(\lambda_1, \lambda_2, \dots, \lambda_n)$, λ_i 's are eigenvalues of \mathbf{A} , and the columns of \mathbf{P} consist of the corresponding eigenvectors. Suppose

$$\mathbf{P} = [\mathbf{v}_1 \quad \mathbf{v}_2 \quad \dots \quad \mathbf{v}_n] \quad \text{and} \quad \mathbf{P}^{-1} = [\mathbf{w}_1^\top; \mathbf{w}_2^\top; \dots; \mathbf{w}_n^\top]$$

are the column and row partitions of \mathbf{P} and \mathbf{P}^{-1} , respectively. Then, we can rewrite \mathbf{A} as

$$\mathbf{A} = \mathbf{P}\mathbf{\Lambda}\mathbf{P}^{-1} = [\mathbf{v}_1 \quad \mathbf{v}_2 \quad \dots \quad \mathbf{v}_n] \mathbf{\Lambda} \begin{bmatrix} \mathbf{w}_1^\top \\ \mathbf{w}_2^\top \\ \vdots \\ \mathbf{w}_n^\top \end{bmatrix} = \sum_{i=1}^n \lambda_i \mathbf{v}_i \mathbf{w}_i^\top.$$

By defining $\mathbf{A}_i = \mathbf{v}_i \mathbf{w}_i^\top$, we obtain $\mathbf{A} = \sum_{i=1}^n \lambda_i \mathbf{A}_i$. It follows from $\mathbf{P}^{-1}\mathbf{P} = \mathbf{I}$ that

$$\begin{cases} \mathbf{w}_i^\top \mathbf{v}_j = 1, & \text{if } i = j; \\ \mathbf{w}_i^\top \mathbf{v}_j = 0, & \text{if } i \neq j. \end{cases}$$

Thus,

$$\mathbf{A}_i \mathbf{A}_j = \mathbf{v}_i \mathbf{w}_i^\top \mathbf{v}_j \mathbf{w}_j^\top = \begin{cases} \mathbf{v}_i \mathbf{w}_i^\top = \mathbf{A}_i, & \text{if } i = j; \\ \mathbf{0}, & \text{if } i \neq j. \end{cases}$$

This confirms both the idempotency and orthogonality of the \mathbf{A}_i matrices. Furthermore, $\sum_{i=1}^n \mathbf{A}_i = \mathbf{P}\mathbf{P}^{-1} = \mathbf{I}$, which verifies their additivity. The rank-additivity property holds trivially because $\text{rank}(\mathbf{A}_i) = 1$ for all $i \in \{1, 2, \dots, n\}$. ■

This form of decomposition bears a close relationship to *Cochran's theorem* and finds application in the distribution theory of linear models (Lu, 2021c,e).

Going further, suppose we have k distinct eigenvalues, we have the following result.

Theorem 12.21: (Spectral Decomposition: The Third Form) For a simple matrix $\mathbf{A} \in \mathbb{R}^{n \times n}$ with k distinct eigenvalues, we can express it as a weighted sum of a set of idempotent matrices

$$\mathbf{A} = \sum_{i=1}^k \lambda_i \mathbf{A}_i,$$

where each λ_i , for $i \in \{1, 2, \dots, k\}$, represents one of the distinct eigenvalues of \mathbf{A} . The idempotent matrices \mathbf{A}_i satisfy the following properties:

1. Idempotent: $\mathbf{A}_i^2 = \mathbf{A}_i$ for all $i \in \{1, 2, \dots, k\}$;
2. Orthogonal: $\mathbf{A}_i \mathbf{A}_j = \mathbf{0}$ for all $i \neq j$;
3. Additivity: $\sum_{i=1}^k \mathbf{A}_i = \mathbf{I}_n$;
4. Rank-Additivity: $\text{rank}(\mathbf{A}_1) + \text{rank}(\mathbf{A}_2) + \dots + \text{rank}(\mathbf{A}_k) = n$.

Proof [of Theorem 12.21] Building on Theorem 12.20, we can express \mathbf{A} as $\mathbf{A} = \sum_{j=1}^n \beta_j \mathbf{B}_j$, where β_j are the eigenvalues and \mathbf{B}_j are the corresponding idempotent matrices from the second form of the spectral decomposition. Assume without loss of generality that the eigenvalues are ordered such that $\beta_1 \leq \beta_2 \leq \dots \leq \beta_n$, allowing duplicates. Let $\{\lambda_1, \lambda_2, \dots, \lambda_k\}$ denote the set of k distinct eigenvalues, and let \mathbf{A}_i represent the sum of the \mathbf{B}_j matrices associated with λ_i . Suppose the multiplicity of λ_i is m_i , and the set of \mathbf{B}_j matrices associated with λ_i can be denoted by $\{\mathbf{B}_1^i, \mathbf{B}_2^i, \dots, \mathbf{B}_{m_i}^i\}$. Thus, \mathbf{A}_i can be defined as $\mathbf{A}_i = \sum_{j=1}^{m_i} \mathbf{B}_j^i$. Consequently, we have $\mathbf{A} = \sum_{i=1}^k \lambda_i \mathbf{A}_i$.

Idempotency. $\mathbf{A}_i^2 = (\mathbf{B}_1^i + \mathbf{B}_2^i + \dots + \mathbf{B}_{m_i}^i)(\mathbf{B}_1^i + \mathbf{B}_2^i + \dots + \mathbf{B}_{m_i}^i) = \mathbf{B}_1^i + \mathbf{B}_2^i + \dots + \mathbf{B}_{m_i}^i = \mathbf{A}_i$ due to the idempotency and orthogonality of the \mathbf{B}_j^i matrices.

Orthogonality. $\mathbf{A}_i \mathbf{A}_j = (\mathbf{B}_1^i + \mathbf{B}_2^i + \dots + \mathbf{B}_{m_i}^i)(\mathbf{B}_1^j + \mathbf{B}_2^j + \dots + \mathbf{B}_{m_j}^j) = \mathbf{0}$ due to the orthogonality of the \mathbf{B}_j^i matrices.

Additivity. It is evident that $\sum_{i=1}^k \mathbf{A}_i = \mathbf{I}_n$.

Rank-Additivity. $\text{rank}(\mathbf{A}_i) = \text{rank}(\sum_{j=1}^{m_i} \mathbf{B}_j^i) = m_i$ such that $\text{rank}(\mathbf{A}_1) + \text{rank}(\mathbf{A}_2) + \dots + \text{rank}(\mathbf{A}_k) = m_1 + m_2 + \dots + m_k = n$. \blacksquare

Theorem 12.22: (Spectral Decomposition: Backward Implication) If a matrix $\mathbf{A} \in \mathbb{R}^{n \times n}$ with k distinct eigenvalues can be decomposed as a sum of a set of idempotent matrices

$$\mathbf{A} = \sum_{i=1}^k \lambda_i \mathbf{A}_i,$$

where each λ_i , for $i \in \{1, 2, \dots, k\}$, represents one of the distinct eigenvalues of \mathbf{A} , and the \mathbf{A}_i matrices satisfy the four conditions outlined in Theorem 12.21, then the matrix \mathbf{A} is a simple matrix.

Proof [of Theorem 12.22] Assume that $\text{rank}(\mathbf{A}_i) = r_i$ for all $i \in \{1, 2, \dots, k\}$. By ULV decomposition in Theorem 4.1, \mathbf{A}_i can be decomposed as $\mathbf{A}_i = \mathbf{U}_i \begin{bmatrix} \mathbf{L}_i & \mathbf{0} \\ \mathbf{0} & \mathbf{0} \end{bmatrix} \mathbf{V}_i$, where $\mathbf{L}_i \in \mathbb{R}^{r_i \times r_i}$ is lower triangular, and $\mathbf{U}_i \in \mathbb{R}^{n \times n}$ and $\mathbf{V}_i \in \mathbb{R}^{n \times n}$ are orthogonal. Define

$$\mathbf{X}_i = \mathbf{U}_i \begin{bmatrix} \mathbf{L}_i \\ \mathbf{0} \end{bmatrix} \quad \text{and} \quad \mathbf{V}_i = \begin{bmatrix} \mathbf{Y}_i \\ \mathbf{Z}_i \end{bmatrix},$$

where \mathbf{X}_i is of size $\mathbb{R}^{n \times r_i}$, and $\mathbf{Y}_i \in \mathbb{R}^{r_i \times n}$ consists of the first r_i rows of \mathbf{V}_i . Consequently, we have $\mathbf{A}_i = \mathbf{X}_i \mathbf{Y}_i$. This can be seen as a *reduced* ULV decomposition of \mathbf{A}_i . Appending the \mathbf{X}_i 's and \mathbf{Y}_i 's into matrices \mathbf{X} and \mathbf{Y} :

$$\mathbf{X} = [\mathbf{X}_1, \mathbf{X}_2, \dots, \mathbf{X}_k], \quad \text{and} \quad \mathbf{Y} = [\mathbf{Y}_1; \mathbf{Y}_2; \dots; \mathbf{Y}_k],$$

where $\mathbf{X} \in \mathbb{R}^{n \times n}$ and $\mathbf{Y} \in \mathbb{R}^{n \times n}$ (by rank-additivity). Using block matrix multiplication and leveraging the additivity property of the \mathbf{A}_i 's, we have $\mathbf{X}\mathbf{Y} = \sum_{i=1}^k \mathbf{X}_i \mathbf{Y}_i = \sum_{i=1}^k \mathbf{A}_i = \mathbf{I}$. Therefore, \mathbf{Y} is the inverse of \mathbf{X} , and

$$\mathbf{Y}\mathbf{X} = \begin{bmatrix} \mathbf{Y}_1 \\ \mathbf{Y}_2 \\ \vdots \\ \mathbf{Y}_k \end{bmatrix} [\mathbf{X}_1, \mathbf{X}_2, \dots, \mathbf{X}_k] = \begin{bmatrix} \mathbf{Y}_1 \mathbf{X}_1 & \mathbf{Y}_1 \mathbf{X}_2 & \dots & \mathbf{Y}_1 \mathbf{X}_k \\ \mathbf{Y}_2 \mathbf{X}_1 & \mathbf{Y}_2 \mathbf{X}_2 & \dots & \mathbf{Y}_2 \mathbf{X}_k \\ \vdots & \vdots & \ddots & \vdots \\ \mathbf{Y}_k \mathbf{X}_1 & \mathbf{Y}_k \mathbf{X}_2 & \dots & \mathbf{Y}_k \mathbf{X}_k \end{bmatrix} = \mathbf{I},$$

such that

$$\mathbf{Y}_i \mathbf{X}_j = \begin{cases} \mathbf{I}_{r_i}, & \text{if } i = j; \\ \mathbf{0}, & \text{if } i \neq j. \end{cases}$$

This implies

$$\mathbf{A}_i \mathbf{X}_j = \begin{cases} \mathbf{X}_i, & \text{if } i = j; \\ \mathbf{0}, & \text{if } i \neq j, \end{cases} \quad \text{and} \quad \mathbf{A} \mathbf{X}_i = \lambda_i \mathbf{X}_i.$$

Finally, we conclude that

$$\mathbf{A}\mathbf{X} = \mathbf{A}[\mathbf{X}_1, \mathbf{X}_2, \dots, \mathbf{X}_k] = [\lambda_1 \mathbf{X}_1, \lambda_2 \mathbf{X}_2, \dots, \lambda_k \mathbf{X}_k] = \mathbf{X}\mathbf{\Lambda},$$

where $\mathbf{\Lambda} = \text{diag}(\lambda_1 \mathbf{I}_{r_1}, \lambda_2 \mathbf{I}_{r_2}, \dots, \lambda_k \mathbf{I}_{r_k})$ is a diagonal matrix. This implies \mathbf{A} can be diagonalized, and by Lemma 12.17, \mathbf{A} is indeed a simple matrix. \blacksquare

Corollary 12.23: (Forward and Backward Spectral) Combining Theorem 12.21 and Theorem 12.22, we can claim that a matrix $\mathbf{A} \in \mathbb{R}^{n \times n}$ is a simple matrix with k distinct eigenvalues if and only if it can be decomposed as a sum of a set of idempotent matrices

$$\mathbf{A} = \sum_{i=1}^k \lambda_i \mathbf{A}_i,$$

where each λ_i , for $i \in \{1, 2, \dots, k\}$, represents one of the distinct eigenvalues of \mathbf{A} , and the \mathbf{A}_i matrices satisfy the four conditions outlined in Theorem 12.21.

12.5. Skew-Symmetric Matrix and its Properties*

We presented the spectral decomposition of symmetric matrices. Another significant class of matrices related to symmetry is called *skew-symmetric matrices*.

Definition 12.24 (Skew-Symmetric Matrix). A matrix $\mathbf{A} \in \mathbb{R}^{n \times n}$ is termed a *skew-symmetric matrix* if it satisfies the condition $\mathbf{A}^\top = -\mathbf{A}$. Under this definition, the diagonal entries a_{ii} for all $i \in \{1, 2, \dots, n\}$ must satisfy the equation $a_{ii} = -a_{ii}$. This implies that all diagonal entries are equal to zero.

Previously, in Lemma 12.2, we established that the eigenvalues of symmetric matrices are real. Similarly, it can be shown that all eigenvalues of skew-symmetric matrices are purely imaginary or zero.

Lemma 12.25: (Imaginary Eigenvalues) The eigenvalues of any skew-symmetric matrix are either purely imaginary or zero.

Proof [of Lemma 12.25] Suppose the eigenvalue λ of the skew-symmetric matrix \mathbf{A} is a complex number $\lambda = a + ib$, where a and b are real. Its complex conjugate is $\bar{\lambda} = a - ib$. Similarly, for the corresponding complex eigenvector $\mathbf{x} = \mathbf{c} + i\mathbf{d}$, its complex conjugate is $\bar{\mathbf{x}} = \mathbf{c} - i\mathbf{d}$, where \mathbf{c} and \mathbf{d} are real vectors. The eigenvalue equation and its conjugate can be written as:

$$\mathbf{A}\mathbf{x} = \lambda\mathbf{x} \quad \xrightarrow{\text{leads to}} \quad \mathbf{A}\bar{\mathbf{x}} = \bar{\lambda}\bar{\mathbf{x}} \quad \xrightarrow{\text{transpose to}} \quad \bar{\mathbf{x}}^\top \mathbf{A}^\top = \bar{\lambda}\bar{\mathbf{x}}^\top.$$

Taking the dot product of the first equation with $\bar{\mathbf{x}}$ and the last equation with \mathbf{x} :

$$\bar{\mathbf{x}}^\top \mathbf{A}\mathbf{x} = \lambda\bar{\mathbf{x}}^\top \mathbf{x} \quad \text{and} \quad \bar{\mathbf{x}}^\top \mathbf{A}^\top \mathbf{x} = \bar{\lambda}\bar{\mathbf{x}}^\top \mathbf{x}.$$

Then we have the equality $-\lambda\bar{\mathbf{x}}^\top \mathbf{x} = \bar{\lambda}\bar{\mathbf{x}}^\top \mathbf{x}$ (since $\mathbf{A}^\top = -\mathbf{A}$). Since $\bar{\mathbf{x}}^\top \mathbf{x} = (\mathbf{c} - i\mathbf{d})^\top (\mathbf{c} + i\mathbf{d}) = \mathbf{c}^\top \mathbf{c} + \mathbf{d}^\top \mathbf{d}$ is a real number, the real part of λ must be zero, indicating λ is either imaginary or zero. ■

Lemma 12.26: (Odd Skew-Symmetric Determinant) For any skew-symmetric matrix $\mathbf{A} \in \mathbb{R}^{n \times n}$, if n is odd, then $\det(\mathbf{A}) = 0$.

Proof [of Lemma 12.26] When n is odd, we have

$$\det(\mathbf{A}) = \det(\mathbf{A}^\top) = \det(-\mathbf{A}) = (-1)^n \det(\mathbf{A}) = -\det(\mathbf{A}).$$

This implies $\det(\mathbf{A}) = 0$. ■

Theorem 12.27: (Block-Diagonalization of Skew-Symmetric Matrices) A real skew-symmetric matrix $\mathbf{A} \in \mathbb{R}^{n \times n}$ can be decomposed as

$$\mathbf{A} = \mathbf{Z}\mathbf{D}\mathbf{Z}^\top,$$

where \mathbf{Z} is an $n \times n$ nonsingular matrix, and \mathbf{D} is a block-diagonal matrix of the following form

$$\mathbf{D} = \text{diag} \left(\begin{bmatrix} 0 & 1 \\ -1 & 0 \end{bmatrix}, \dots, \begin{bmatrix} 0 & 1 \\ -1 & 0 \end{bmatrix}, 0, \dots, 0 \right).$$

Proof [of Theorem 12.27] We will prove this theorem by recursive calculation. As usual, we denote the entry (i, j) of a matrix \mathbf{A} by a_{ij} .

Case 1). Suppose the first row of \mathbf{A} is nonzero, note that $\mathbf{E}\mathbf{A}\mathbf{E}^\top$ is skew-symmetric for any matrix \mathbf{E} if \mathbf{A} is skew-symmetric. Therefore, both the diagonals of \mathbf{A} and $\mathbf{E}\mathbf{A}\mathbf{E}^\top$ zero. The upper-left 2×2 submatrix of $\mathbf{E}\mathbf{A}\mathbf{E}^\top$ takes the following form

$$(\mathbf{E}\mathbf{A}\mathbf{E}^\top)_{1:2,1:2} = \begin{bmatrix} 0 & x \\ -x & 0 \end{bmatrix}.$$

Since we suppose the first row of \mathbf{A} is nonzero, there exists a permutation matrix \mathbf{P} (Definition 0.17), such that we will exchange the nonzero value, say a , in the first row to the second column of \mathbf{PAP}^\top . The upper-left 2×2 submatrix of \mathbf{PAP}^\top becomes

$$(\mathbf{PAP}^\top)_{1:2,1:2} = \begin{bmatrix} 0 & a \\ -a & 0 \end{bmatrix}.$$

Construct a nonsingular matrix $\mathbf{M} = \begin{bmatrix} 1/a & \mathbf{0} \\ \mathbf{0} & \mathbf{I}_{n-1} \end{bmatrix}$ such that the upper left 2×2 submatrix of $\mathbf{MPAP}^\top \mathbf{M}^\top$ has the following form

$$(\mathbf{MPAP}^\top \mathbf{M}^\top)_{1:2,1:2} = \begin{bmatrix} 0 & 1 \\ -1 & 0 \end{bmatrix}.$$

This finishes block-diagonalizing the upper-left 2×2 block. Next, if there exists a nonzero value, say b , in the first row of $(\mathbf{MPAP}^\top \mathbf{M}^\top)$ with entry $(1, j)$ for some $j > 2$, we can construct a nonsingular matrix $\mathbf{L} = \mathbf{I} - b \cdot \mathbf{E}_{j2}$, where \mathbf{E}_{j2} is an all-zero matrix except the entry $(j, 2)$ is 1, such that $\mathbf{L}(\mathbf{MPAP}^\top \mathbf{M}^\top) \mathbf{L}^\top$ will set the entry with value b to 0.

A Trivial Example

For example, suppose $\mathbf{MPAP}^\top \mathbf{M}^\top$ is a 3×3 matrix with the following value

$$\mathbf{MPAP}^\top \mathbf{M}^\top = \begin{bmatrix} 0 & 1 & b \\ -1 & 0 & \times \\ \times & \times & 0 \end{bmatrix}, \quad \text{and} \quad \mathbf{L} = \mathbf{I} - b \cdot \mathbf{E}_{j2} = \begin{bmatrix} 1 & 0 & 0 \\ 0 & 1 & 0 \\ 0 & -b & 1 \end{bmatrix},$$

where $j = 3$ for this specific example. This results in

$$\mathbf{LMPAP}^\top \mathbf{M}^\top \mathbf{L}^\top = \begin{bmatrix} 1 & 0 & 0 \\ 0 & 1 & 0 \\ 0 & -b & 1 \end{bmatrix} \begin{bmatrix} 0 & 1 & b \\ -1 & 0 & \times \\ \times & \times & 0 \end{bmatrix} \begin{bmatrix} 1 & 0 & 0 \\ 0 & 1 & -b \\ 0 & 0 & 1 \end{bmatrix} = \begin{bmatrix} 0 & 1 & 0 \\ -1 & 0 & \times \\ \times & \times & 0 \end{bmatrix}.$$

Similarly, if the second row of $\mathbf{LMPAP}^\top \mathbf{M}^\top \mathbf{L}^\top$ contains a nonzero value, say c , we can construct a nonsingular matrix $\mathbf{K} = \mathbf{I} + c \cdot \mathbf{E}_{j1}$ such that $\mathbf{K}(\mathbf{LMPAP}^\top \mathbf{M}^\top \mathbf{L}^\top) \mathbf{K}^\top$ will introduce a zero for the entry with value c .

A Trivial Example

For example, suppose $\mathbf{LMPAP}^\top \mathbf{M}^\top \mathbf{L}^\top$ is a 3×3 matrix with the following value

$$\mathbf{LMPAP}^\top \mathbf{M}^\top \mathbf{L}^\top = \begin{bmatrix} 0 & 1 & 0 \\ -1 & 0 & c \\ \times & \times & 0 \end{bmatrix}, \quad \text{and} \quad \mathbf{K} = \mathbf{I} + c \cdot \mathbf{E}_{j1} = \begin{bmatrix} 1 & 0 & 0 \\ 0 & 1 & 0 \\ c & 0 & 1 \end{bmatrix},$$

where $j = 3$ for this specific example. This results in

$$\mathbf{KLMPAP}^\top \mathbf{M}^\top \mathbf{L}^\top \mathbf{K}^\top = \begin{bmatrix} 1 & 0 & 0 \\ 0 & 1 & 0 \\ c & 0 & 1 \end{bmatrix} \begin{bmatrix} 0 & 1 & 0 \\ -1 & 0 & c \\ \times & \times & 0 \end{bmatrix} \begin{bmatrix} 1 & 0 & c \\ 0 & 1 & 0 \\ 0 & 0 & 1 \end{bmatrix} = \begin{bmatrix} 0 & 1 & 0 \\ -1 & 0 & 0 \\ \times & \times & 0 \end{bmatrix}.$$

Since we have shown that $\mathbf{KLMPAP}^\top \mathbf{M}^\top \mathbf{L}^\top \mathbf{K}^\top$ is also skew-symmetric, then it simplifies to

$$\mathbf{KLMPAP}^\top \mathbf{M}^\top \mathbf{L}^\top \mathbf{K}^\top = \begin{bmatrix} 0 & 1 & 0 \\ -1 & 0 & 0 \\ 0 & 0 & 0 \end{bmatrix},$$

so we do not need to address the first two columns further.

Apply this process iteratively to the bottom-right $(n-2) \times (n-2)$ submatrix can complete the block-diagonalization.

Case 2). If the first row of \mathbf{A} is zero, we can use a permutation matrix to move the first row to the last row and then apply the process described in case 1 to complete the proof. ■

The block-diagonalization of skew-symmetric matrices, as discussed earlier, demonstrates that the rank of a skew-symmetric matrix is always even. Moreover, we can prove that the determinant of a skew-symmetric matrix of even order is nonnegative, as stated in the following lemma:

Lemma 12.28: (Even Skew-Symmetric Determinant) Let $\mathbf{A} \in \mathbb{R}^{n \times n}$ be a skew-symmetric matrix. If n is even, then $\det(\mathbf{A}) \geq 0$.

Proof [of Lemma 12.28] Applying Theorem 12.27, \mathbf{A} can be block-diagonalized as $\mathbf{A} = \mathbf{ZDZ}^\top$, resulting in $\det(\mathbf{A}) = \det(\mathbf{ZDZ}^\top) = \det(\mathbf{Z})^2 \det(\mathbf{D}) \geq 0$. This completes the proof. ■

12.6. Applications

12.6.1 Application: Eigenvalue of Projection Matrix

In Section 13.6, we demonstrate how the QR, UTV, SVD decompositions can be applied to solve the least squares problem. Specifically, we consider the overdetermined system $\mathbf{Ax} = \mathbf{b}$, where $\mathbf{A} \in \mathbb{R}^{m \times n}$ is the data matrix, and $\mathbf{b} \in \mathbb{R}^m$ is the observation vector, with $m \geq n$. Typically, \mathbf{A} is assumed to have full column rank, as real-world data is often sufficiently diverse to ensure linear independence, or the data can be made linearly dependent after prepossing.

Since \mathbf{A} has full column rank, $\mathbf{A}^\top \mathbf{A}$ is invertible, and $\text{rank}(\mathbf{A}^\top \mathbf{A}) = \text{rank}(\mathbf{A})$, the least squares solution is given by $\mathbf{x}_{LS} = (\mathbf{A}^\top \mathbf{A})^{-1} \mathbf{A}^\top \mathbf{b}$, minimizing $\|\mathbf{Ax} - \mathbf{b}\|^2$. The recovered observation vector is $\hat{\mathbf{b}} = \mathbf{Ax}_{LS} = \mathbf{A}(\mathbf{A}^\top \mathbf{A})^{-1} \mathbf{A}^\top \mathbf{b}$. While the observed vector \mathbf{b} may not belong to the column space of \mathbf{A} , the recovered vector $\hat{\mathbf{b}}$ lies within it.

We define the matrix $\mathbf{H} = \mathbf{A}(\mathbf{A}^\top \mathbf{A})^{-1} \mathbf{A}^\top$ as the projection matrix, which projects \mathbf{b} onto the column space of \mathbf{A} . This matrix is also known as the hat matrix because it “puts a hat” on \mathbf{b} . The projection matrix can be easily verified to be both symmetric ($\mathbf{H} = \mathbf{H}^\top$) and idempotent ($\mathbf{H}^2 = \mathbf{H}$).

Remark 12.29 (Column Space of Projection Matrix). The hat matrix $\mathbf{H} = \mathbf{A}(\mathbf{A}^\top \mathbf{A})^{-1} \mathbf{A}^\top$ projects any vector in \mathbb{R}^m into the column space of \mathbf{A} , i.e., $\mathbf{Hy} \in \mathcal{C}(\mathbf{A})$. Notably, \mathbf{Hy} is a linear combination of the columns of \mathbf{H} , which implies $\mathcal{C}(\mathbf{H}) = \mathcal{C}(\mathbf{A})$.

More generally, for any projection matrix \mathbf{H} that projects vectors onto a subspace \mathcal{V} , it holds that $\mathcal{C}(\mathbf{H}) = \mathcal{V}$. This property can be formally established using singular value decomposition (Chapter 13.1).

We now show that any projection matrix has specific eigenvalues.

Proposition 12.30: (Eigenvalue of Projection Matrix) The eigenvalues of a projection matrix are restricted to 0 and 1.

Proof [of Proposition 12.30] Since \mathbf{H} is symmetric, it has a spectral decomposition $\mathbf{H} = \mathbf{Q}\mathbf{\Lambda}\mathbf{Q}^\top$. Using the idempotent property of \mathbf{H} , we have:

$$(\mathbf{Q}\mathbf{\Lambda}\mathbf{Q}^\top)^2 = \mathbf{Q}\mathbf{\Lambda}\mathbf{Q}^\top \implies \mathbf{Q}\mathbf{\Lambda}^2\mathbf{Q}^\top = \mathbf{Q}\mathbf{\Lambda}\mathbf{Q}^\top \implies \mathbf{\Lambda}^2 = \mathbf{\Lambda} \implies \lambda_i^2 = \lambda_i,$$

Thus, $\lambda_i \in \{0, 1\}$. ■

This property is significant in the analysis of distribution theory for linear models. For further details, see Lu (2021e). Building on the eigenvalues of the projection matrix, we can also define the perpendicular projection $\mathbf{I} - \mathbf{H}$.

Proposition 12.31: (Project onto \mathcal{V}^\perp) Let \mathcal{V} be a subspace, and \mathbf{H} be the projection matrix onto \mathcal{V} . Then, $\mathbf{I} - \mathbf{H}$ serves as the projection matrix onto \mathcal{V}^\perp .

Proof [of Proposition 12.31] First, $(\mathbf{I} - \mathbf{H})$ is symmetric, $(\mathbf{I} - \mathbf{H})^\top = \mathbf{I} - \mathbf{H}^\top = \mathbf{I} - \mathbf{H}$ since \mathbf{H} is symmetric. Furthermore, it follows that

$$(\mathbf{I} - \mathbf{H})^2 = \mathbf{I}^2 - \mathbf{I}\mathbf{H} - \mathbf{H}\mathbf{I} + \mathbf{H}^2 = \mathbf{I} - \mathbf{H},$$

which shows that $\mathbf{I} - \mathbf{H}$ is idempotent. Thus, $\mathbf{I} - \mathbf{H}$ qualifies as a projection matrix. Using the spectral theorem, write $\mathbf{H} = \mathbf{Q}\mathbf{\Lambda}\mathbf{Q}^\top$. Then, $\mathbf{I} - \mathbf{H} = \mathbf{Q}\mathbf{Q}^\top - \mathbf{Q}\mathbf{\Lambda}\mathbf{Q}^\top = \mathbf{Q}(\mathbf{I} - \mathbf{\Lambda})\mathbf{Q}^\top$. Consequently, the column space of $\mathbf{I} - \mathbf{H}$ is spanned by the eigenvectors of \mathbf{H} corresponding to the zero eigenvalues of \mathbf{H} (by Proposition 12.30), which aligns with \mathcal{V}^\perp . ■

For a more detailed analysis of the projection matrix and its applications, refer to Lu (2021c), although these results extend beyond the primary focus of matrix decomposition.

12.6.2 Application: An Alternative Definition of PD and PSD of Matrices

In Definition 2.2, positive definite (PD) and positive semidefinite (PSD) matrices are defined based on their quadratic forms. Here, we establish that a symmetric matrix is positive definite (resp. positive semidefinite) if and only if all its eigenvalues are positive (resp. nonnegative).

Lemma 12.32: (Eigenvalues of PD and PSD Matrices i.e., the Eigenvalue Characterization Theorem) A symmetric matrix $\mathbf{A} \in \mathbb{R}^{n \times n}$ is positive definite (PD) if and only if all eigenvalues of \mathbf{A} are positive. And a symmetric matrix $\mathbf{A} \in \mathbb{R}^{n \times n}$ is positive semidefinite (PSD) if and only if all eigenvalues of \mathbf{A} are nonnegative.

Proof [of Lemma 12.32] Suppose \mathbf{A} is PD. Then, for any eigenvalue λ and its corresponding eigenvector \mathbf{v} of \mathbf{A} , we have $\mathbf{A}\mathbf{v} = \lambda\mathbf{v}$. Thus, $\mathbf{v}^\top \mathbf{A}\mathbf{v} = \lambda \|\mathbf{v}\|^2 > 0$. This implies $\lambda > 0$.

Conversely, suppose all eigenvalues of \mathbf{A} are positive, and consider the spectral decomposition of $\mathbf{A} = \mathbf{Q}\mathbf{\Lambda}\mathbf{Q}^\top$, where \mathbf{Q} is orthogonal and $\mathbf{\Lambda}$ is diagonal. Let \mathbf{x} be any nonzero vector, and let $\mathbf{y} = \mathbf{Q}^\top \mathbf{x}$. We have:

$$\mathbf{x}^\top \mathbf{A} \mathbf{x} = \mathbf{x}^\top (\mathbf{Q}\mathbf{\Lambda}\mathbf{Q}^\top) \mathbf{x} = (\mathbf{x}^\top \mathbf{Q}) \mathbf{\Lambda} (\mathbf{Q}^\top \mathbf{x}) = \mathbf{y}^\top \mathbf{\Lambda} \mathbf{y} = \sum_{i=1}^n \lambda_i y_i^2 > 0.$$

Thus, \mathbf{A} is PD. The proof for the PSD case follows similarly ■

Theorem 12.33: (Nonsingular Factor of PSD and PD Matrices) A real symmetric matrix $\mathbf{A} \in \mathbb{R}^{n \times n}$ is PSD if and only if \mathbf{A} can be factored as $\mathbf{A} = \mathbf{P}^\top \mathbf{P}$, where $\mathbf{P} \in \mathbb{R}^{n \times n}$; and it is PD if and only if \mathbf{P} is nonsingular.

Proof [of Theorem 12.33] Suppose \mathbf{A} is PSD. From its spectral decomposition $\mathbf{A} = \mathbf{Q}\mathbf{\Lambda}\mathbf{Q}^\top$, we can decompose $\mathbf{\Lambda} = \mathbf{\Lambda}^{1/2} \mathbf{\Lambda}^{1/2}$ (since eigenvalues of PSD matrices are nonnegative). Let $\mathbf{P} = \mathbf{\Lambda}^{1/2} \mathbf{Q}^\top$. Then, \mathbf{A} can be decomposed as $\mathbf{A} = \mathbf{P}^\top \mathbf{P}$.

Conversely, suppose \mathbf{A} can be factored as $\mathbf{A} = \mathbf{P}^\top \mathbf{P}$. Then, all eigenvalues of \mathbf{A} are nonnegative since for any eigenvalues λ and its corresponding eigenvector \mathbf{v} of \mathbf{A} , we have

$$\lambda = \frac{\mathbf{v}^\top \mathbf{A} \mathbf{v}}{\mathbf{v}^\top \mathbf{v}} = \frac{\mathbf{v}^\top \mathbf{P}^\top \mathbf{P} \mathbf{v}}{\mathbf{v}^\top \mathbf{v}} = \frac{\|\mathbf{P} \mathbf{v}\|^2}{\|\mathbf{v}\|^2} \geq 0.$$

Therefore, \mathbf{A} is PSD by Lemma 12.32.

Similarly, we can prove the second part for PD matrices, where the positive definiteness will result in the nonsingular \mathbf{P} ; and the nonsingularity of \mathbf{P} implies the positivity of the eigenvalues. ■

12.6.3 Proof for Semidefinite Rank-Revealing Decomposition

In this section, we provide a proof for Theorem 2.11, which establishes the existence of a rank-revealing decomposition for positive semidefinite matrices.

Proof [of Theorem 2.11] The proof leverages the nonsingular factorization of PSD matrices (Theorem 12.33) and the column-pivoted QR decomposition (Theorem 3.2).

By Theorem 12.33, a PSD matrix \mathbf{A} can be factored as $\mathbf{A} = \mathbf{Z}^\top \mathbf{Z}$, where $\mathbf{Z} = \mathbf{\Lambda}^{1/2} \mathbf{Q}^\top$ and $\mathbf{A} = \mathbf{Q}\mathbf{\Lambda}\mathbf{Q}^\top$ is the spectral decomposition of \mathbf{A} .

From Lemma 12.8, the rank of \mathbf{A} equals the number of its nonzero eigenvalues, which for a PSD matrix corresponds to its positive eigenvalues. Consequently, only r diagonal elements of $\mathbf{\Lambda}^{1/2}$ are nonzero, making $\mathbf{Z} = \mathbf{\Lambda}^{1/2} \mathbf{Q}^\top$ a rank- r matrix with r linearly independent columns. Applying the column-pivoted QR decomposition to \mathbf{Z} , we obtain $\mathbf{Z} \mathbf{P} = \mathbf{Q} \begin{bmatrix} \mathbf{R}_{11} & \mathbf{R}_{12} \\ \mathbf{0} & \mathbf{0} \end{bmatrix}$, where \mathbf{P} is a permutation matrix, $\mathbf{R}_{11} \in \mathbb{R}^{r \times r}$ is upper triangular with positive diagonals, and $\mathbf{R}_{12} \in \mathbb{R}^{r \times (n-r)}$. Therefore,

$$\mathbf{P}^\top \mathbf{A} \mathbf{P} = \mathbf{P}^\top \mathbf{Z}^\top \mathbf{Z} \mathbf{P} = \begin{bmatrix} \mathbf{R}_{11}^\top & \mathbf{0} \\ \mathbf{R}_{12}^\top & \mathbf{0} \end{bmatrix} \begin{bmatrix} \mathbf{R}_{11} & \mathbf{R}_{12} \\ \mathbf{0} & \mathbf{0} \end{bmatrix}.$$

Let $\mathbf{R} = \begin{bmatrix} \mathbf{R}_{11} & \mathbf{R}_{12} \\ \mathbf{0} & \mathbf{0} \end{bmatrix}$. Thus, the rank-revealing decomposition of the PSD matrix \mathbf{A} is: $\mathbf{P}^\top \mathbf{A} \mathbf{P} = \mathbf{R}^\top \mathbf{R}$. ■

This decomposition is produced by using complete pivoting, where at each step, the algorithm selects the largest diagonal element in the active submatrix as the pivot. This process closely resembles the partial pivoting technique discussed in Section 1.10.1.

12.6.4 Application: Cholesky via QR and Spectral Decompositions

In this section, we present an alternative proof for the existence of the Cholesky decomposition.

Proof [of Theorem 2.1] From Theorem 12.33, the PD matrix \mathbf{A} can be factored as $\mathbf{A} = \mathbf{P}^\top \mathbf{P}$, where \mathbf{P} is a nonsingular matrix. Applying the QR decomposition to \mathbf{P} , we write $\mathbf{P} = \mathbf{Q}\mathbf{R}$, which implies:

$$\mathbf{A} = \mathbf{P}^\top \mathbf{P} = \mathbf{R}^\top \mathbf{Q}^\top \mathbf{Q} \mathbf{R} = \mathbf{R}^\top \mathbf{R}.$$

This result closely resembles the Cholesky decomposition, with the exception that \mathbf{R} is not explicitly required to have positive diagonal entries. However, by considering the CGS algorithm for QR decomposition (discussed in Section 3.6), it can be observed that the diagonal entries of \mathbf{R} are nonnegative. Moreover, if \mathbf{P} is nonsingular, these diagonal entries are strictly positive. ■

The proof above relies on the existence of both the QR decomposition and the spectral decomposition. Thus, in this context, the existence of the Cholesky decomposition can be demonstrated using these two fundamental decomposition methods.

12.6.5 Application: Unique Power Decomposition of PD Matrices

Theorem 12.34: (Unique Power Decomposition of PD Matrices) Any $n \times n$ positive definite matrix \mathbf{A} can be **uniquely** decomposed as a product of a positive definite matrix \mathbf{B} such that $\mathbf{A} = \mathbf{B}^2$.

Proof [of Theorem 12.34] We first prove the existence of a positive definite matrix \mathbf{B} satisfying $\mathbf{A} = \mathbf{B}^2$ and then demonstrate its uniqueness.

Existence. Since \mathbf{A} symmetric and positive definite, its spectral decomposition is given by $\mathbf{A} = \mathbf{Q}\mathbf{\Lambda}\mathbf{Q}^\top$. By Lemma 12.32, the eigenvalues of a PD matrix are strictly positive. Hence, the square root of $\mathbf{\Lambda}$ exists, allowing us to define $\mathbf{B} = \mathbf{Q}\mathbf{\Lambda}^{1/2}\mathbf{Q}^\top$. It follows that $\mathbf{A} = \mathbf{B}^2$, and since \mathbf{B} is symmetric with positive eigenvalues, it is also positive definite.

Uniqueness. Suppose the factorization is not unique. Then, there exist two positive definite matrices \mathbf{B}_1 and \mathbf{B}_2 such that

$$\mathbf{A} = \mathbf{B}_1^2 = \mathbf{B}_2^2,$$

where \mathbf{B}_1 and \mathbf{B}_2 are both PD. Their spectral decompositions are given by

$$\mathbf{B}_1 = \mathbf{Q}_1 \mathbf{\Lambda}_1 \mathbf{Q}_1^\top \quad \text{and} \quad \mathbf{B}_2 = \mathbf{Q}_2 \mathbf{\Lambda}_2 \mathbf{Q}_2^\top.$$

We notice that $\mathbf{\Lambda}_1^2$ and $\mathbf{\Lambda}_2^2$ contain the eigenvalues of \mathbf{A} , and both eigenvalues of \mathbf{B}_1 and \mathbf{B}_2 contained in $\mathbf{\Lambda}_1$ and $\mathbf{\Lambda}_2$ are positive (since \mathbf{B}_1 and \mathbf{B}_2 are both PD). Without loss of generality, we suppose $\mathbf{\Lambda}_1 = \mathbf{\Lambda}_2 = \mathbf{\Lambda}^{1/2}$, and $\mathbf{\Lambda} = \text{diag}(\lambda_1, \lambda_2, \dots, \lambda_n)$ such that $\lambda_1 \geq \lambda_2 \geq \dots \geq \lambda_n$. By $\mathbf{B}_1^2 = \mathbf{B}_2^2$, we have

$$\mathbf{Q}_1 \mathbf{\Lambda} \mathbf{Q}_1^\top = \mathbf{Q}_2 \mathbf{\Lambda} \mathbf{Q}_2^\top \quad \underline{\text{leads to}} \quad \mathbf{Q}_2^\top \mathbf{Q}_1 \mathbf{\Lambda} = \mathbf{\Lambda} \mathbf{Q}_2^\top \mathbf{Q}_1.$$

Let $\mathbf{Z} = \mathbf{Q}_2^\top \mathbf{Q}_1$. This implies $\mathbf{\Lambda}$ and \mathbf{Z} commute, and \mathbf{Z} must be a block diagonal matrix whose partitioning conforms to the block structure of $\mathbf{\Lambda}$. This results in $\mathbf{\Lambda}^{1/2} = \mathbf{Z}\mathbf{\Lambda}^{1/2}\mathbf{Z}^\top$ and

$$\mathbf{B}_2 = \mathbf{Q}_2 \mathbf{\Lambda}^{1/2} \mathbf{Q}_2^\top = \mathbf{Q}_2 \mathbf{Q}_2^\top \mathbf{Q}_1 \mathbf{\Lambda}^{1/2} \mathbf{Q}_1^\top \mathbf{Q}_2 \mathbf{Q}_2^\top = \mathbf{B}_1.$$

This completes the proof. ■

Similarly, we can prove the unique decomposition of a PSD matrix \mathbf{A} such that $\mathbf{A} = \mathbf{B}^2$, where \mathbf{B} is PSD. For a more detailed discussion on this topic, refer to [Koeber and Schäfer \(2006\)](#).

Decompositions for PD matrices. To summarize, a PD matrix \mathbf{A} can be decomposed in several ways: we can factor it into $\mathbf{A} = \mathbf{R}^\top \mathbf{R}$, where \mathbf{R} is an upper triangular matrix with positive diagonals as shown in Theorem 2.1 by Cholesky decomposition; $\mathbf{A} = \mathbf{P}^\top \mathbf{P}$, where \mathbf{P} is nonsingular in Theorem 12.33; and $\mathbf{A} = \mathbf{B}^2$, where \mathbf{B} is PD in Theorem 12.34.

⌘ Chapter 12 Problems ⌘

1. Show that the eigenvalues of a matrix $\mathbf{A} \in \mathbb{R}^{n \times n}$ are the same as those of its transpose \mathbf{A}^\top . *Hint: Use the characteristic polynomial of \mathbf{A} to prove this.*
2. Let \mathbf{A} and \mathbf{B} be symmetric positive definite matrices. Show that the product \mathbf{AB} may not be symmetric, but its eigenvalues remain positive. *Hint: Take the product of \mathbf{Bx} and $\mathbf{ABx} = \lambda \mathbf{x}$.*
3. Given a symmetric positive definite matrix \mathbf{A} , show that $\mathbf{B}^\top \mathbf{AB}$ is positive definite if \mathbf{B} contains linearly independent columns.
4. Let $\mathbf{A} \in \mathbb{R}^{n \times n}$ be a symmetric positive definite matrix with eigenvalues ordered as $\lambda_1 \geq \lambda_2 \geq \dots \geq \lambda_n$.
 - Find the eigenvalues of $\lambda \mathbf{I} - \mathbf{A}$.
 - Prove that $\lambda \mathbf{I} - \mathbf{A}$ is positive semidefinite.
 - Show that $\lambda_1 \mathbf{x}^\top \mathbf{x} \geq \mathbf{x}^\top \mathbf{Ax}$ for all $\mathbf{x} \in \mathbb{R}^n$.
 - Determine the maximum value of $\mathbf{x}^\top \mathbf{Ax} / \mathbf{x}^\top \mathbf{x}$.
5. Let $\mathbf{A} \in \mathbb{R}^{n \times n}$ satisfy $\mathbf{A}^2 - \mathbf{A} = 2\mathbf{I}$. Show that \mathbf{A} is diagonalizable.
6. What can you claim about $\mathbf{P} \in \mathbb{R}^{m \times n}$ with $m \geq n$ in Theorem 12.33?
7. Show that two normal matrices are similar if and only if they have the same characteristic polynomial.
8. **Symmetric idempotent.** Let $\mathbf{A} = \mathbf{A}^\top = \mathbf{A}^2 \in \mathbb{R}^{n \times n}$ with $\text{rank}(\mathbf{A}) = r$. Show that there exists an orthogonal matrix \mathbf{Q} such that $\mathbf{Q}^\top \mathbf{AQ} = \text{diag}(\mathbf{I}_r, \mathbf{0})$.
9. **Skew-symmetric.** Let $\mathbf{A} \in \mathbb{R}^{n \times n}$ be skew-symmetric. Show that $\text{tr}(\mathbf{A}) = 0$. Additionally, if $\mathbf{B} \in \mathbb{R}^{n \times n}$ is symmetric, show that $\text{tr}(\mathbf{AB}) = 0$.
10. Show that when \mathbf{A} and \mathbf{B} are positive semidefinite, then the condition $\text{tr}(\mathbf{AB}) = 0$ is equivalent to $\mathbf{AB} = \mathbf{0}$. *Hint: The trace is invariant under cyclic permutations, and write out the trace using the elements of matrices from the spectral decomposition.*
11. **Fan's inequality (Fan, 1949; Borwein and Lewis, 2006).** Let \mathbf{A}, \mathbf{B} be real symmetric, and let $\boldsymbol{\lambda}^\downarrow(\mathbf{A})$ be the vector containing the eigenvalues of \mathbf{A} in nonincreasing order. Show that $\text{tr}(\mathbf{AB}) \leq \boldsymbol{\lambda}^\downarrow(\mathbf{A})^\top \boldsymbol{\lambda}^\downarrow(\mathbf{B})$. The equality holds if and only if \mathbf{A} and \mathbf{B} admit spectral decompositions $\mathbf{A} = \mathbf{Q}\boldsymbol{\lambda}^\downarrow(\mathbf{A})\mathbf{Q}^\top$ and $\mathbf{B} = \mathbf{Q}\boldsymbol{\lambda}^\downarrow(\mathbf{B})\mathbf{Q}^\top$ (called *simultaneous ordered spectral decomposition*).⁴

4. Fan's inequality is a refinement of the Cauchy-Schwarz inequality for symmetric matrices.

12. **Hardy-Littlewood-Pólya inequality (Borwein and Lewis, 2006).** Let $[\mathbf{x}]^\downarrow$ denote the vector with the same components of \mathbf{x} permuted into nonincreasing order. Show that $\mathbf{x}^\top \mathbf{y} \leq [\mathbf{x}]^\downarrow{}^\top [\mathbf{y}]^\downarrow$. *Hint: Apply Fan's inequality to diagonal matrices.*
13. **Mirsky's theorem.** Let $\mathbf{A}, \mathbf{B} \in \mathbb{R}^{n \times n}$ be symmetric. Let further $\boldsymbol{\lambda}^\downarrow(\mathbf{A})$ and $\boldsymbol{\lambda}^\downarrow(\mathbf{B})$ be the vectors containing the eigenvalues of \mathbf{A} and \mathbf{B} , respectively, in nonincreasing order. Show that $\|\text{diag}(\boldsymbol{\lambda}^\downarrow(\mathbf{A})) - \text{diag}(\boldsymbol{\lambda}^\downarrow(\mathbf{B}))\| \leq \|\mathbf{A} - \mathbf{B}\|$ if $\|\cdot\|$ is unitarily/orthogonally invariant ($\|\mathbf{UAV}\| = \|\mathbf{A}\|$ for all orthogonal $\mathbf{U} \in \mathbb{R}^{m \times m}$ and $\mathbf{V} \in \mathbb{R}^{n \times n}$ and for all $\mathbf{A} \in \mathbb{R}^{m \times n}$).
14. Let $\mathbf{H} = \mathbf{I} - 2\frac{\mathbf{u}\mathbf{u}^\top}{\mathbf{u}^\top \mathbf{u}} \in \mathbb{R}^{n \times n}$ be a Householder reflector. Show that the eigenvalue $\lambda_1 = 1$ has multiplicity $n - 1$; and the eigenvalue $\lambda_2 = -1$ has multiplicity 1. This implies $\det(\mathbf{H}) = -1$.
15. **Eigenvalues of reverse product.** Let $\mathbf{A} \in \mathbb{R}^{m \times n}$ and $\mathbf{B} \in \mathbb{R}^{n \times m}$ with $m \leq n$. Show that the n eigenvalues \mathbf{BA} are the eigenvalues of \mathbf{AB} together with $n - m$ zeros. *Hint: Show that $\begin{bmatrix} \mathbf{AB} & \mathbf{0} \\ \mathbf{B} & \mathbf{0} \end{bmatrix}$ and $\begin{bmatrix} \mathbf{0} & \mathbf{0} \\ \mathbf{B} & \mathbf{AB} \end{bmatrix}$ are similar, and use Proposition 8.5 to discuss the eigenvalues of the two matrices.*
16. **Eigenvalues of rank decomposition.** Consider the rank decomposition of $\mathbf{A} = \mathbf{DF} \in \mathbb{R}^{n \times n}$ with rank r (Theorem 5.8). Show that the eigenvalues of \mathbf{A} are the same as those of \mathbf{FD} together with $n - r$ zeros. How does this result change if the decomposition satisfies $\mathbf{D} \in \mathbb{R}^{n \times k}$ and $\mathbf{F} \in \mathbb{R}^{k \times n}$ with $k > r$? *Hint: Use Problem 12.15.*
17. **Subspace in symmetric.** Let $\mathbf{A} \in \mathbb{R}^{n \times n}$ be symmetric. Show that $\mathcal{C}(\mathbf{A}) = \mathcal{C}(\mathbf{A}^k)$ and $\mathcal{N}(\mathbf{A}) = \mathcal{N}(\mathbf{A}^k)$ for all integers $k \geq 2$.
18. Show that \mathbf{A} is symmetric $\iff \begin{bmatrix} \mathbf{0} & \mathbf{A} \\ \mathbf{A} & \mathbf{0} \end{bmatrix}$ is symmetric $\iff \begin{bmatrix} \mathbf{0} & \mathbf{A} \\ -\mathbf{A} & \mathbf{0} \end{bmatrix}$ is skew-symmetric.

Singular Value Decomposition (SVD)

13.1. Singular Value Decomposition (SVD)

In eigenvalue decomposition, a matrix is typically factored into a diagonal matrix. However, this is not always possible. If \mathbf{A} lacks linearly independent eigenvectors, diagonalization cannot be performed. The singular value decomposition (SVD) overcomes this limitation. Instead of decomposing a matrix into an eigenvector matrix, SVD splits the matrix into two orthogonal matrices. We present the result of the SVD in the following theorem and will discuss its existence in later sections.

Theorem 13.1: (Reduced SVD for Rectangular Matrices) Given any real $m \times n$ matrix \mathbf{A} with rank r , the matrix \mathbf{A} can be decomposed as

$$\mathbf{A} = \mathbf{U}\mathbf{\Sigma}\mathbf{V}^\top,$$

where $\mathbf{\Sigma} \in \mathbb{R}^{r \times r}$ is a diagonal matrix, $\mathbf{\Sigma} = \text{diag}(\sigma_1, \sigma_2, \dots, \sigma_r)$ with $\sigma_1 \geq \sigma_2 \geq \dots \geq \sigma_r > 0$ and

- The σ_i 's are the nonzero *singular values* of \mathbf{A} , in the meantime, they are also the (positive) square roots of the nonzero *eigenvalues* of $\mathbf{A}^\top \mathbf{A}$ and $\mathbf{A}\mathbf{A}^\top$.
- The columns of $\mathbf{U} \in \mathbb{R}^{m \times r}$ contain the r eigenvectors of $\mathbf{A}\mathbf{A}^\top$ corresponding to the r nonzero eigenvalues of $\mathbf{A}\mathbf{A}^\top$.
- The columns of $\mathbf{V} \in \mathbb{R}^{n \times r}$ contain the r eigenvectors of $\mathbf{A}^\top \mathbf{A}$ corresponding to the r nonzero eigenvalues of $\mathbf{A}^\top \mathbf{A}$.
- Moreover, the columns of \mathbf{U} and \mathbf{V} are called the *left and right singular vectors* of \mathbf{A} , respectively.
- Furthermore, the columns of both \mathbf{U} and \mathbf{V} are mutually orthonormal (by spectral theorem 12.1).

In particular, we can express the matrix decomposition as the sum of outer products of vectors $\mathbf{A} = \mathbf{U}\mathbf{\Sigma}\mathbf{V}^\top = \sum_{i=1}^r \sigma_i \mathbf{u}_i \mathbf{v}_i^\top$, which represents a sum of r rank-one matrices.

If we append $m - r$ additional orthonormal columns to \mathbf{U} , orthogonal to the r eigenvectors of $\mathbf{A}\mathbf{A}^\top$ (similar to the silent columns in the QR decomposition, Section 3.7), we obtain an orthogonal matrix $\mathbf{U} \in \mathbb{R}^{m \times m}$. The same principle applies to the columns of \mathbf{V} , yielding the full SVD. A comparison between the reduced and full SVD is shown in Figure 13.1, where white entries represent zero, and blue entries are not necessarily zero.

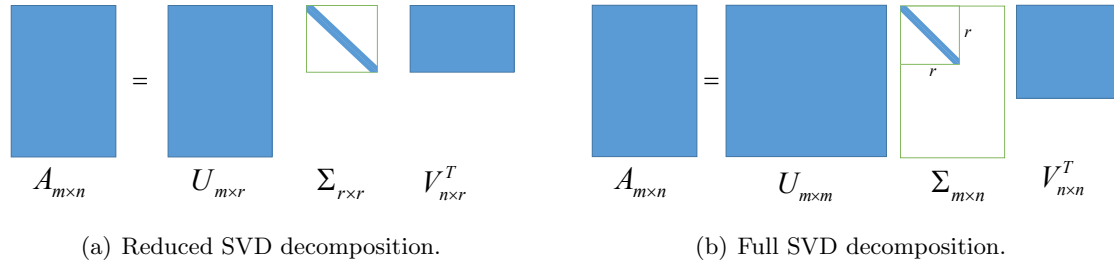


Figure 13.1: Comparison between the reduced and full SVD.

13.2. Existence of the SVD

To prove the existence of the SVD, we need to use the following lemmas. As mentioned earlier, the singular values are the square roots of the eigenvalues of $\mathbf{A}^\top \mathbf{A}$. Since negative values do not have real square roots, the eigenvalues must be nonnegative.

Lemma 13.2: (Nonnegative Eigenvalues of $\mathbf{A}^\top \mathbf{A}$) Given any matrix $\mathbf{A} \in \mathbb{R}^{m \times n}$, the matrix $\mathbf{A}^\top \mathbf{A}$ has nonnegative eigenvalues.

Proof [of Lemma 13.2] Let λ be an eigenvalue of $\mathbf{A}^\top \mathbf{A}$ with the corresponding eigenvector \mathbf{x} . We have $\mathbf{A}^\top \mathbf{A} \mathbf{x} = \lambda \mathbf{x} \implies \mathbf{x}^\top \mathbf{A}^\top \mathbf{A} \mathbf{x} = \lambda \mathbf{x}^\top \mathbf{x}$. Since $\mathbf{x}^\top \mathbf{A}^\top \mathbf{A} \mathbf{x} = \|\mathbf{A} \mathbf{x}\|^2 \geq 0$ and $\mathbf{x}^\top \mathbf{x} > 0$, we have $\lambda \geq 0$. ■

Since $\mathbf{A}^\top \mathbf{A}$ has nonnegative eigenvalues, we can define the *singular value* $\sigma \geq 0$ of \mathbf{A} , such that σ^2 is the eigenvalue of $\mathbf{A}^\top \mathbf{A}$. In other words, $\boxed{\mathbf{A}^\top \mathbf{A} \mathbf{v} = \sigma^2 \mathbf{v}}$. This is crucial for the existence of the SVD.

We also showed in Lemma 12.7 that $\text{rank}(\mathbf{A}\mathbf{B}) \leq \min\{\text{rank}(\mathbf{A}), \text{rank}(\mathbf{B})\}$. However, the symmetric matrix $\mathbf{A}^\top \mathbf{A}$ is special because its rank is equal to the rank of \mathbf{A} . We now prove this.

Lemma 13.3: (Rank of $\mathbf{A}^\top \mathbf{A}$) The matrices $\mathbf{A}^\top \mathbf{A}$ and \mathbf{A} have same rank. Extending this observation to \mathbf{A}^\top , we can also prove that $\mathbf{A}\mathbf{A}^\top$ and \mathbf{A} share the same rank.

Proof [of Lemma 13.3] Let $\mathbf{x} \in \mathcal{N}(\mathbf{A})$, we have $\mathbf{A} \mathbf{x} = \mathbf{0} \implies \mathbf{A}^\top \mathbf{A} \mathbf{x} = \mathbf{0}$, i.e., $\mathbf{x} \in \mathcal{N}(\mathbf{A}^\top \mathbf{A}) \implies \mathcal{N}(\mathbf{A}) \subseteq \mathcal{N}(\mathbf{A}^\top \mathbf{A})$. This shows that $\mathcal{N}(\mathbf{A}) \subseteq \mathcal{N}(\mathbf{A}^\top \mathbf{A})$.

Next, let $\mathbf{x} \in \mathcal{N}(\mathbf{A}^\top \mathbf{A})$. We obtain $\mathbf{A}^\top \mathbf{A} \mathbf{x} = \mathbf{0} \implies \mathbf{x}^\top \mathbf{A}^\top \mathbf{A} \mathbf{x} = 0 \implies \|\mathbf{A} \mathbf{x}\|^2 = 0 \implies \mathbf{A} \mathbf{x} = \mathbf{0}$. Thus, $\mathbf{x} \in \mathcal{N}(\mathbf{A}^\top \mathbf{A})$ implies $\mathbf{x} \in \mathcal{N}(\mathbf{A})$, and therefore, $\mathcal{N}(\mathbf{A}^\top \mathbf{A}) \subseteq \mathcal{N}(\mathbf{A})$.

By the "sandwiching" argument, we conclude that

$$\mathcal{N}(\mathbf{A}) = \mathcal{N}(\mathbf{A}^\top \mathbf{A}) \quad \text{and} \quad \dim(\mathcal{N}(\mathbf{A})) = \dim(\mathcal{N}(\mathbf{A}^\top \mathbf{A})).$$

By the fundamental theorem of linear algebra (Theorem 0.15), it follows that $\mathbf{A}^\top \mathbf{A}$ and \mathbf{A} have the same rank. ■

Applying the observation to \mathbf{A}^\top , we can also conclude that $\mathbf{A}\mathbf{A}^\top$ and \mathbf{A} have the same rank: $\text{rank}(\mathbf{A}) = \text{rank}(\mathbf{A}^\top \mathbf{A}) = \text{rank}(\mathbf{A}\mathbf{A}^\top)$.

In the form of the SVD, we claim that the matrix \mathbf{A} is a sum of r rank-one matrices, where r denotes the number of nonzero singular values. This count of nonzero singular values is, in fact, equal to the rank of the matrix.

Lemma 13.4: (The Number of Nonzero Singular Values vs the Rank) The number of nonzero singular values of a matrix \mathbf{A} is equal to its rank.

Proof [of Lemma 13.4] By Lemma 12.8, the rank of any symmetric matrix (such as $\mathbf{A}^\top \mathbf{A}$) is equal to the number of nonzero eigenvalues (counting multiplicities). Thus, the number of nonzero singular values of \mathbf{A} equals the rank of $\mathbf{A}^\top \mathbf{A}$. By Lemma 13.3, the number of nonzero singular values is therefore also equal to the rank of \mathbf{A} . ■

We are now ready to prove the existence of the SVD.

Proof [of Theorem 13.1: Existence of the Reduced SVD] Since $\mathbf{A}^\top \mathbf{A}$ is a symmetric matrix, by spectral theorem 12.1 and Lemma 13.2, there exists a semi-orthogonal matrix $\mathbf{V} \in \mathbb{R}^{n \times r}$ such that $\mathbf{A}^\top \mathbf{A} = \mathbf{V} \boldsymbol{\Sigma}^2 \mathbf{V}^\top$, where $\boldsymbol{\Sigma}$ is a diagonal matrix containing the r nonzero singular values of \mathbf{A} , i.e., $\boldsymbol{\Sigma}^2$ contains the nonzero eigenvalues of $\mathbf{A}^\top \mathbf{A}$. Specifically, $\boldsymbol{\Sigma} = \text{diag}(\sigma_1, \sigma_2, \dots, \sigma_r)$, and the set $\{\sigma_1^2, \sigma_2^2, \dots, \sigma_r^2\}$ represents the nonzero eigenvalues of $\mathbf{A}^\top \mathbf{A}$, with r being the rank of \mathbf{A} . Now we proceed with the core of the proof. Starting from the equation $\boxed{\mathbf{A}^\top \mathbf{A} \mathbf{v}_i = \sigma_i^2 \mathbf{v}_i}$, $\forall i \in \{1, 2, \dots, r\}$, i.e., the eigenvector \mathbf{v}_i of $\mathbf{A}^\top \mathbf{A}$ is corresponding to the eigenvalue σ_i^2 .

1. Multiplying both sides by \mathbf{v}_i^\top :

$$\mathbf{v}_i^\top \mathbf{A}^\top \mathbf{A} \mathbf{v}_i = \sigma_i^2 \mathbf{v}_i^\top \mathbf{v}_i \quad \underline{\text{leads to}} \quad \|\mathbf{A} \mathbf{v}_i\|^2 = \sigma_i^2 \quad \underline{\text{leads to}} \quad \|\mathbf{A} \mathbf{v}_i\| = \sigma_i.$$

2. Multiplying both sides by \mathbf{A} :

$$\mathbf{A} \mathbf{A}^\top \mathbf{A} \mathbf{v}_i = \sigma_i^2 \mathbf{A} \mathbf{v}_i \quad \underline{\text{leads to}} \quad \mathbf{A} \mathbf{A}^\top \frac{\mathbf{A} \mathbf{v}_i}{\sigma_i} = \sigma_i^2 \frac{\mathbf{A} \mathbf{v}_i}{\sigma_i} \quad \underline{\text{leads to}} \quad \mathbf{A} \mathbf{A}^\top \mathbf{u}_i = \sigma_i^2 \mathbf{u}_i,$$

where we notice that this form can find the eigenvector of $\mathbf{A} \mathbf{A}^\top$ corresponding to σ_i^2 , which is $\mathbf{A} \mathbf{v}_i$. Since the length of $\mathbf{A} \mathbf{v}_i$ is σ_i , we then define $\mathbf{u}_i = \frac{\mathbf{A} \mathbf{v}_i}{\sigma_i}$ with a norm of 1.

These \mathbf{u}_i 's are orthogonal because $(\mathbf{A} \mathbf{v}_i)^\top (\mathbf{A} \mathbf{v}_j) = \mathbf{v}_i^\top \mathbf{A}^\top \mathbf{A} \mathbf{v}_j = \sigma_j^2 \mathbf{v}_i^\top \mathbf{v}_j = 0$ if $i \neq j$. Thus, we conclude that $\mathbf{A} \mathbf{A}^\top = \mathbf{U} \boldsymbol{\Sigma}^2 \mathbf{U}^\top$, where $\mathbf{U} = [\mathbf{u}_1, \mathbf{u}_2, \dots, \mathbf{u}_r]$. Since $\mathbf{A} \mathbf{v}_i = \sigma_i \mathbf{u}_i$, we have

$$[\mathbf{A} \mathbf{v}_1, \mathbf{A} \mathbf{v}_2, \dots, \mathbf{A} \mathbf{v}_r] = [\sigma_1 \mathbf{u}_1, \sigma_2 \mathbf{u}_2, \dots, \sigma_r \mathbf{u}_r] \quad \underline{\text{leads to}} \quad \mathbf{A} \mathbf{V} = \mathbf{U} \boldsymbol{\Sigma}. \quad (13.1)$$

At this point, since $\mathbf{V} \mathbf{V}^\top \neq \mathbf{I}$, we cannot directly obtain the reduced SVD. However, by appending \mathbf{V} with additional orthogonal columns, we can construct an orthogonal matrix $\tilde{\mathbf{V}} = [\mathbf{V}, \mathbf{V}_2]$, and similarly append \mathbf{U} with orthogonal columns to form $\tilde{\mathbf{U}} = [\mathbf{U}, \mathbf{U}_2]$. This leads to the full SVD (since $\tilde{\mathbf{V}} \tilde{\mathbf{V}}^\top = \mathbf{I}$):

$$\mathbf{A} \tilde{\mathbf{V}} = \tilde{\mathbf{U}} \tilde{\boldsymbol{\Sigma}}, \quad \text{where} \quad \tilde{\boldsymbol{\Sigma}} = \begin{bmatrix} \boldsymbol{\Sigma} & \mathbf{0} \\ \mathbf{0} & \mathbf{0} \end{bmatrix} \quad \underline{\text{leads to}} \quad \mathbf{A} = \tilde{\mathbf{U}} \tilde{\boldsymbol{\Sigma}} \tilde{\mathbf{V}}^\top.$$

Finally, simplifying the product, we have $\mathbf{A} = \mathbf{U} \boldsymbol{\Sigma} \mathbf{V}^\top + \mathbf{U}_2 \cdot \mathbf{0} \cdot \mathbf{V}_2^\top = \mathbf{U} \boldsymbol{\Sigma} \mathbf{V}^\top$, which is the reduced SVD. This completes the proof. ■

The proof also shows that if $\mathbf{A} = \mathbf{U} \boldsymbol{\Sigma} \mathbf{V}^\top$ is the reduced SVD of \mathbf{A} , it follows from (13.1) that $\mathbf{A} \mathbf{V} \mathbf{V}^\top = \mathbf{A}$. This implies that $\mathbf{V} \mathbf{V}^\top$ (where $\mathbf{V} \in \mathbb{R}^{n \times r}$ is semi-orthogonal) is an (orthogonal) projection matrix that maps each row of \mathbf{A} onto itself (a projection matrix onto the row space of \mathbf{A}).

SVD-related orthogonal projections. In the context of SVD, several important orthogonal projections arise from the four fundamental subspaces. In simple terms, orthogonal projection matrices are symmetric and idempotent. Such a projection matrix projects any vector onto its column space. Idempotency means that applying the projection twice is the same as applying it once. Symmetry has a geometric interpretation: the projection minimizes the distance between the original vector and its projection, where the projection lies within the column space of the projection matrix. Suppose $\mathbf{A} = \mathbf{U}\mathbf{\Sigma}\mathbf{V}^\top$ is the full SVD of \mathbf{A} with rank r . Consider the following column partitions:

$$\mathbf{U} = \begin{bmatrix} \mathbf{U}_r & \mathbf{U}_m \end{bmatrix}, \quad \mathbf{V} = \begin{bmatrix} \mathbf{V}_r & \mathbf{V}_n \end{bmatrix}$$

$$m \times r \quad m \times (m-r), \quad n \times r \quad n \times (n-r),$$

where \mathbf{U}_r and \mathbf{V}_r consist of the first r columns of \mathbf{U} and \mathbf{V} , respectively. The four orthogonal projections can then be written as:

$$\begin{aligned} \mathbf{V}_r\mathbf{V}_r^\top &= \text{projection onto } \mathcal{C}(\mathbf{A}^\top), & \mathbf{V}_n\mathbf{V}_n^\top &= \text{projection onto } \mathcal{N}(\mathbf{A}), \\ \mathbf{U}_r\mathbf{U}_r^\top &= \text{projection onto } \mathcal{C}(\mathbf{A}), & \mathbf{U}_m\mathbf{U}_m^\top &= \text{projection onto } \mathcal{N}(\mathbf{A}^\top). \end{aligned}$$

Spectral decomposition of $\mathbf{A}\mathbf{A}^\top$. An additional result from the above proof is that the spectral decomposition of $\mathbf{A}^\top\mathbf{A} = \mathbf{V}\mathbf{\Sigma}^2\mathbf{V}^\top$ leads to the spectral decomposition of $\mathbf{A}\mathbf{A}^\top = \mathbf{U}\mathbf{\Sigma}^2\mathbf{U}^\top$, with the same eigenvalues.

Corollary 13.5: (Eigenvalues of $\mathbf{A}^\top\mathbf{A}$ and $\mathbf{A}\mathbf{A}^\top$) The nonzero eigenvalues of $\mathbf{A}^\top\mathbf{A}$ and $\mathbf{A}\mathbf{A}^\top$ are identical.

We have shown in Lemma 13.2 that the eigenvalues of $\mathbf{A}^\top\mathbf{A}$ are nonnegative. Therefore, the eigenvalues of $\mathbf{A}\mathbf{A}^\top$ must also be nonnegative.

Corollary 13.6: (Nonnegative Eigenvalues of $\mathbf{A}^\top\mathbf{A}$ and $\mathbf{A}\mathbf{A}^\top$) The eigenvalues of both $\mathbf{A}^\top\mathbf{A}$ and $\mathbf{A}\mathbf{A}^\top$ are nonnegative.

The existence of the SVD is crucial for defining the effective rank of a matrix.

Definition 13.7 (Effective Rank vs Exact Rank). The *effective rank*, also known as the *numerical rank*, is defined as follows: From Lemma 13.4, we know that the number of nonzero singular values is equal to the rank of a matrix. Let the i -th largest singular value of \mathbf{A} be denoted as $\sigma_i(\mathbf{A})$. If $\sigma_r(\mathbf{A}) \gg \sigma_{r+1}(\mathbf{A}) \approx 0$, then r is called the numerical rank of \mathbf{A} . In contrast, if $\sigma_i(\mathbf{A}) > \sigma_{r+1}(\mathbf{A}) = 0$, we say that \mathbf{A} has *exact rank* r , as discussed in most of our previous examples.

13.3. Properties of the SVD

13.3.1 Four Subspaces in SVD

For any matrix $\mathbf{A} \in \mathbb{R}^{m \times n}$, we have the following properties:

- The null space $\mathcal{N}(\mathbf{A})$ is the orthogonal complement of the row space $\mathcal{C}(\mathbf{A}^\top)$ in \mathbb{R}^n : $\dim(\mathcal{N}(\mathbf{A})) + \dim(\mathcal{C}(\mathbf{A}^\top)) = n$.
- The left null space $\mathcal{N}(\mathbf{A}^\top)$ is the orthogonal complement of the column space $\mathcal{C}(\mathbf{A})$ in \mathbb{R}^m : $\dim(\mathcal{N}(\mathbf{A}^\top)) + \dim(\mathcal{C}(\mathbf{A})) = m$.

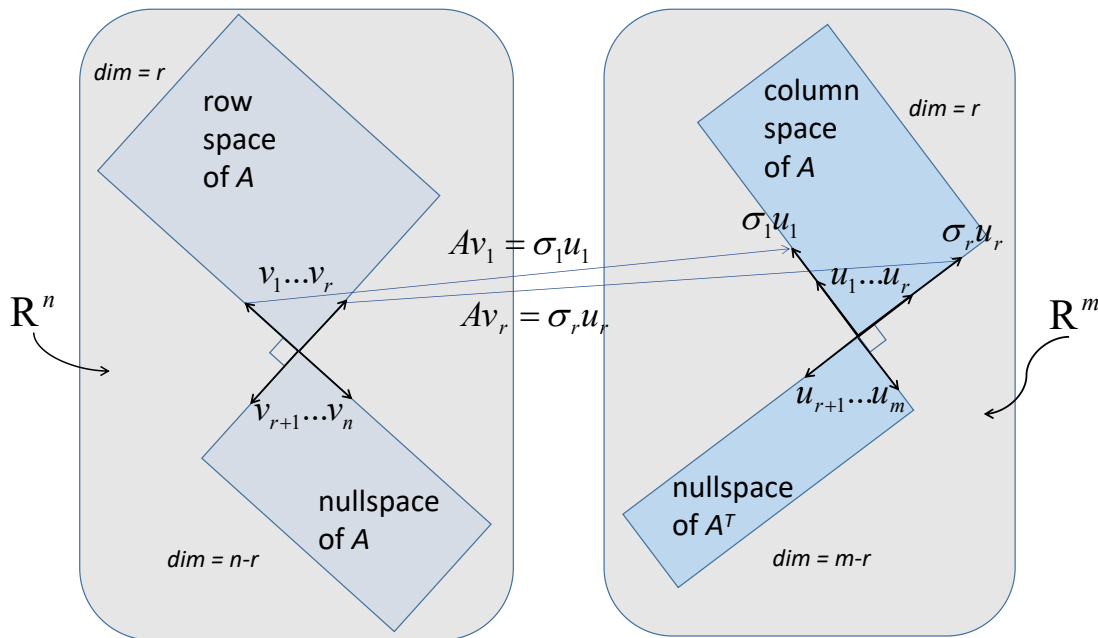


Figure 13.2: Orthonormal bases that diagonalize \mathbf{A} using the SVD.

This is known as the fundamental theorem of linear algebra, also referred to as the rank-nullity theorem (Theorem 0.15). Using the SVD, we can identify an orthonormal basis for each subspace.

Proposition 13.8: (Four Orthonormal Bases) Given the full SVD of a matrix $\mathbf{A} = \mathbf{U}\mathbf{\Sigma}\mathbf{V}^\top$, where $\mathbf{U} = [\mathbf{u}_1, \mathbf{u}_2, \dots, \mathbf{u}_m]$ and $\mathbf{V} = [\mathbf{v}_1, \mathbf{v}_2, \dots, \mathbf{v}_n]$ are the column partitions of \mathbf{U} and \mathbf{V} , respectively, we have the following properties:

- $\{\mathbf{v}_1, \mathbf{v}_2, \dots, \mathbf{v}_r\}$ is an orthonormal basis of $\mathcal{C}(\mathbf{A}^\top)$;
- $\{\mathbf{v}_{r+1}, \mathbf{v}_{r+2}, \dots, \mathbf{v}_n\}$ is an orthonormal basis of $\mathcal{N}(\mathbf{A})$;
- $\{\mathbf{u}_1, \mathbf{u}_2, \dots, \mathbf{u}_r\}$ is an orthonormal basis of $\mathcal{C}(\mathbf{A})$;
- $\{\mathbf{u}_{r+1}, \mathbf{u}_{r+2}, \dots, \mathbf{u}_m\}$ is an orthonormal basis of $\mathcal{N}(\mathbf{A}^\top)$.

The relationship among these four subspaces is shown in Figure 13.2, where \mathbf{A} maps the row basis \mathbf{v}_i to column basis \mathbf{u}_i by the equation $\sigma_i \mathbf{u}_i = \mathbf{A}\mathbf{v}_i$ for all $i \in \{1, 2, \dots, r\}$.

Proof [of Proposition 13.8] From Lemma 12.8, for the symmetric matrix $\mathbf{A}^\top \mathbf{A}$, the subspace $\mathcal{C}(\mathbf{A}^\top \mathbf{A})$ is spanned by the eigenvectors, thus $\{\mathbf{v}_1, \mathbf{v}_2, \dots, \mathbf{v}_r\}$ forms an orthonormal basis for $\mathcal{C}(\mathbf{A}^\top \mathbf{A})$. We proceed as follows:

1. Since $\mathbf{A}^\top \mathbf{A}$ is symmetric, the row space of $\mathbf{A}^\top \mathbf{A}$ is equal to its column space.
2. All rows of $\mathbf{A}^\top \mathbf{A}$ are linear combinations of the rows of \mathbf{A} , meaning the row space of $\mathbf{A}^\top \mathbf{A} \subseteq$ the row space of \mathbf{A} , i.e., $\mathcal{C}(\mathbf{A}^\top \mathbf{A}) \subseteq \mathcal{C}(\mathbf{A}^\top)$.
3. Since $\text{rank}(\mathbf{A}^\top \mathbf{A}) = \text{rank}(\mathbf{A})$ by Lemma 13.3, we then have:
The row space of $\mathbf{A}^\top \mathbf{A} =$ the column space of $\mathbf{A}^\top \mathbf{A} =$ the row space of \mathbf{A} , i.e., $\mathcal{C}(\mathbf{A}^\top \mathbf{A}) = \mathcal{C}(\mathbf{A}^\top)$. Thus, $\{\mathbf{v}_1, \mathbf{v}_2, \dots, \mathbf{v}_r\}$ is an orthonormal basis for $\mathcal{C}(\mathbf{A}^\top)$.

Moreover, the space spanned by $\{\mathbf{v}_{r+1}, \mathbf{v}_{r+2}, \dots, \mathbf{v}_n\}$ is an orthogonal complement to the space spanned by $\{\mathbf{v}_1, \mathbf{v}_2, \dots, \mathbf{v}_r\}$, so $\{\mathbf{v}_{r+1}, \mathbf{v}_{r+2}, \dots, \mathbf{v}_n\}$ is an orthonormal basis for $\mathcal{N}(\mathbf{A})$.

Applying a similar argument to $\mathbf{A}\mathbf{A}^\top$ proves the remaining claims. Alternatively, we can observe that $\{\mathbf{u}_1, \mathbf{u}_2, \dots, \mathbf{u}_r\}$ forms a basis for the column space of \mathbf{A} by Lemma 0.14¹, since $\mathbf{u}_i = \frac{\mathbf{A}\mathbf{v}_i}{\sigma_i}$ for all $i \in \{1, 2, \dots, r\}$. ■

13.3.2 Relationship between Singular Values and Determinant

Let $\mathbf{A} \in \mathbb{R}^{n \times n}$ be a square matrix, and let its singular value decomposition be given by $\mathbf{A} = \mathbf{U}\mathbf{\Sigma}\mathbf{V}^\top$. It follows that

$$|\det(\mathbf{A})| = |\det(\mathbf{U}\mathbf{\Sigma}\mathbf{V}^\top)| = |\det(\mathbf{\Sigma})| = \sigma_1\sigma_2 \dots \sigma_n.$$

If all the singular values are nonzero, then $\det(\mathbf{A}) \neq 0$. That is, \mathbf{A} is **nonsingular**. If at least one singular value is zero, i.e., $\sigma_i = 0$, then $\det(\mathbf{A}) = 0$, implying that \mathbf{A} does not have full rank and is not invertible. In this case, \mathbf{A} is called **singular**. This explains why the σ_i 's are referred to as the singular values of \mathbf{A} .

13.3.3 Orthogonal Equivalence

We have defined in Definition 8.4 that \mathbf{A} and $\mathbf{P}\mathbf{A}\mathbf{P}^{-1}$ are similar matrices for any nonsingular matrix \mathbf{P} . The concept of *orthogonal equivalence* is defined in a similar way.

Definition 13.9 (Orthogonal Equivalent Matrices). Given two orthogonal matrices \mathbf{U} and \mathbf{V} , the matrices \mathbf{A} and $\mathbf{U}\mathbf{A}\mathbf{V}$ are called *orthogonally equivalent matrices*. In the complex domain, when \mathbf{U} and \mathbf{V} are unitary matrices, the matrices are called *unitarily equivalent*.

T We now state the following property for orthogonal equivalent matrices:

Lemma 13.10: (Orthogonal Equivalent Matrices) If \mathbf{A} and \mathbf{B} are orthogonal equivalent matrices, then their singular values are the same.

Proof [of Lemma 13.10] Since \mathbf{A} and \mathbf{B} are orthogonally equivalent, there exist orthogonal matrices that $\mathbf{B} = \mathbf{U}\mathbf{A}\mathbf{V}$. We then have $\mathbf{B}\mathbf{B}^\top = (\mathbf{U}\mathbf{A}\mathbf{V})(\mathbf{V}^\top\mathbf{A}^\top\mathbf{U}^\top) = \mathbf{U}\mathbf{A}\mathbf{A}^\top\mathbf{U}^\top$. This implies $\mathbf{B}\mathbf{B}^\top$ and $\mathbf{A}\mathbf{A}^\top$ are similar matrices. By Proposition 8.5, the eigenvalues of similar matrices are the same, which implies that the singular values of \mathbf{A} and \mathbf{B} are the same. ■

13.3.4 SVD for QR

Lemma 13.11: (SVD for QR) Suppose the full QR decomposition of a matrix $\mathbf{A} \in \mathbb{R}^{m \times n}$, with $m \geq n$, is given by $\mathbf{A} = \mathbf{Q}\mathbf{R}$, where $\mathbf{Q} \in \mathbb{R}^{m \times m}$ is orthogonal and $\mathbf{R} \in \mathbb{R}^{m \times n}$ is upper triangular. Then, \mathbf{A} and \mathbf{R} have the same singular values and right singular vectors.

Proof [of Lemma 13.11] We observe that $\mathbf{A}^\top\mathbf{A} = \mathbf{R}^\top\mathbf{R}$ such that $\mathbf{A}^\top\mathbf{A}$ and $\mathbf{R}^\top\mathbf{R}$ have the same eigenvalues and eigenvectors. Consequently, \mathbf{A} and \mathbf{R} have the same singular values and right singular vectors (i.e., the eigenvectors of $\mathbf{A}^\top\mathbf{A}$ or $\mathbf{R}^\top\mathbf{R}$). ■

1. For any matrix \mathbf{A} , if $\{\mathbf{r}_1, \mathbf{r}_2, \dots, \mathbf{r}_r\}$ forms a basis for the row space, then $\{\mathbf{A}\mathbf{r}_1, \mathbf{A}\mathbf{r}_2, \dots, \mathbf{A}\mathbf{r}_r\}$ forms a basis for the column space of \mathbf{A} .

The above lemma implies that the SVD of a matrix can be derived from its QR decomposition. Suppose the QR decomposition of \mathbf{A} is given by $\mathbf{A} = \mathbf{Q}\mathbf{R}$, and the SVD of \mathbf{R} is given by $\mathbf{R} = \mathbf{U}_0\mathbf{\Sigma}\mathbf{V}^\top$. Then, the SVD of \mathbf{A} can be expressed as: $\mathbf{A} = \underbrace{\mathbf{Q}\mathbf{U}_0}_{\mathbf{U}}\mathbf{\Sigma}\mathbf{V}^\top$.

13.4. Polar Decomposition

A decomposition closely related to the SVD is the *polar form* of a matrix. In the context of continuum mechanics, it is imperative to distinguish between stretching and rotation. The polar decomposition factors any matrix into an orthogonal matrix (which corresponds to rotation) and a symmetric matrix (which corresponds to stretching or compression, see Section 13.5).

Theorem 13.12: (Polar Decomposition) Let $\mathbf{A} \in \mathbb{R}^{m \times n}$. Then \mathbf{A} can be factored as

- **Case $m > n$: left polar decomposition.** $\mathbf{A} = \mathbf{Q}_l\mathbf{S}_l$, where $\mathbf{S}_l^2 = \mathbf{A}^\top\mathbf{A}$ is PSD and is **uniquely** determined. The factor \mathbf{Q}_l has orthonormal columns, and it is **uniquely** determined if $\text{rank}(\mathbf{A}) = n$.
- **Case $m < n$: right polar decomposition.** $\mathbf{A} = \mathbf{S}_r\mathbf{Q}_r$, where $\mathbf{S}_r^2 = \mathbf{A}\mathbf{A}^\top$ is PSD and is **uniquely** determined. The factor \mathbf{Q}_r has orthonormal rows, and it is **uniquely** determined if $\text{rank}(\mathbf{A}) = m$.
- **Case $m = n$: left/right polar decomposition.** $\mathbf{A} = \mathbf{Q}\mathbf{S}_l = \mathbf{S}_r\mathbf{Q}$, where $\mathbf{S}_l^2 = \mathbf{A}^\top\mathbf{A}$ and $\mathbf{S}_r^2 = \mathbf{A}\mathbf{A}^\top$ are PSD and are **uniquely** determined. The factor \mathbf{Q} is orthonormal, and it is the same for both the left and right polar decompositions. \mathbf{Q} is **uniquely** determined if \mathbf{A} is nonsingular ($\text{rank}(\mathbf{A}) = n$).

Note in all cases, the PSD factors are uniquely determined, and become PD if \mathbf{A} has full rank (full row rank or column rank). The semi-orthogonal factors \mathbf{Q}_l , \mathbf{Q}_r , and \mathbf{Q} are uniquely determined only when \mathbf{A} has full rank. ^a

a. When \mathbf{A} is complex, then the orthogonal (resp. semi-orthogonal) matrices become unitary (resp. semi-unitary) matrices, and the PSD matrices become complex Hermitian and PSD matrices.

Proof [of Theorem 13.12] Let the SVD of \mathbf{A} be $\mathbf{A} = \mathbf{U}\mathbf{\Sigma}\mathbf{V}^\top = (\mathbf{U}\mathbf{V}^\top)(\mathbf{V}\mathbf{\Sigma}\mathbf{V}^\top) = \mathbf{Q}_l\mathbf{S}_l$ such that $\mathbf{S}_l^2 = \mathbf{V}\mathbf{\Sigma}^2\mathbf{V}^\top = \mathbf{A}^\top\mathbf{A}$. Since $\mathbf{A}^\top\mathbf{A}$ is PSD, \mathbf{S}_l is uniquely determined (Theorem 12.34). If further $\text{rank}(\mathbf{A}) = n$, i.e., \mathbf{A} has full (column) rank, $\mathbf{A}^\top\mathbf{A}$ is PD and \mathbf{S}_l has full rank (Theorem 12.34) such that $\mathbf{Q}_l = \mathbf{A}\mathbf{S}_l^{-1}$, implying \mathbf{Q}_l is uniquely determined.

The second case can be similarly proved such that $\mathbf{A} = \mathbf{U}\mathbf{\Sigma}\mathbf{V}^\top = (\mathbf{U}\mathbf{\Sigma}\mathbf{U}^\top)(\mathbf{U}\mathbf{V}^\top) = \mathbf{S}_r\mathbf{Q}_r$. Since $\mathbf{A}\mathbf{A}^\top$ is PSD, \mathbf{S}_r is uniquely determined. If further $\text{rank}(\mathbf{A}) = m$, $\mathbf{A}\mathbf{A}^\top$ is PD and \mathbf{S}_r has full rank such that $\mathbf{Q}_r = \mathbf{S}_r^{-1}\mathbf{A}$ is uniquely determined.

The third case is a combination of the previous two. This completes the proof. \blacksquare

Exercise 13.13 (Trace of PSD in Polar Decomposition). Show that the PSD matrices in the polar decomposition satisfy $\text{tr}(\mathbf{S}_r)$ or $\text{tr}(\mathbf{S}_l)$ is equal to the sum of the singular values of \mathbf{A} .

Exercise 13.14 (Normal from Polar). Let $\mathbf{A} \in \mathbb{R}^{n \times n}$ be nonsingular, and suppose it admits the polar decomposition $\mathbf{A} = \mathbf{S}_r \mathbf{Q}$, where \mathbf{S}_r is PD and \mathbf{Q} is orthogonal. Show that \mathbf{A} is normal if and only if $\mathbf{S}_r \mathbf{Q} = \mathbf{Q} \mathbf{S}_r$.

Exercise 13.15. Let $\mathbf{A}, \mathbf{B} \in \mathbb{R}^{n \times n}$ be orthogonal, and let $\mathbf{A} + \mathbf{B}$ be nonsingular. Show that the orthogonal factor in the polar decomposition of $\mathbf{A} + \mathbf{B}$ is $\mathbf{A}(\mathbf{A}^\top \mathbf{B})^{1/2}$.

13.5. Coordinate Transformation in Matrix Decomposition

Consider a vector $\mathbf{v} \in \mathbb{R}^3$ with elements $\mathbf{v} = [3, 7, 2]^\top$. It is essential to clarify the significance of these values: In the Cartesian coordinate system, they represent a component of 3 along the x -axis, a component of 7 along the y -axis, and a component of 2 along the z -axis. These scalar values are the *coordinates* of \mathbf{v} with respect to the basis of the Cartesian system. Matrix multiplication, on the other hand, gains significance when applied in high-dimensional spaces.

Coordinate defined by a nonsingular matrix. Suppose we have a 3×3 nonsingular matrix \mathbf{B} , which is invertible and possesses linearly independent columns. Consequently, the three columns of \mathbf{B} collectively form a basis for the \mathbb{R}^3 space. Taking a step further, the three columns of \mathbf{B} can serve as the basis for a **new coordinate system**, referred to as the **B coordinate system**.

Returning to the Cartesian coordinate system, we also have a set of three vectors forming a basis, denoted by $\{\mathbf{e}_1, \mathbf{e}_2, \mathbf{e}_3\}$. If we arrange the three vectors as columns in a matrix, this matrix will be the identity matrix. Therefore, when we multiply a vector \mathbf{v} by the identity matrix, denoted by $\mathbf{I}\mathbf{v}$, we are essentially performing a coordinate transformation that leaves \mathbf{v} in the same coordinate system. In other words, $\mathbf{I}\mathbf{v} = \mathbf{v}$ means **transferring \mathbf{v} from the Cartesian coordinate system into the Cartesian coordinate system**, the same coordinate.

Similarly, when we multiply a vector \mathbf{v} by the matrix \mathbf{B} , denoted by $\mathbf{B}\mathbf{v}$, we are **transforming \mathbf{v} from the Cartesian coordinate system into the B coordinate system**. To illustrate this with a specific example, consider $\mathbf{v} = [3, 7, 2]^\top$ and $\mathbf{B} = [\mathbf{b}_1, \mathbf{b}_2, \mathbf{b}_3]$. In this case, we have $\mathbf{u} = \mathbf{B}\mathbf{v} = 3\mathbf{b}_1 + 7\mathbf{b}_2 + 2\mathbf{b}_3$, i.e., vector \mathbf{u} contains 3 units of the first basis \mathbf{b}_1 of \mathbf{B} , 7 units of the second basis \mathbf{b}_2 of \mathbf{B} , and 2 units of the third basis \mathbf{b}_3 of \mathbf{B} . Now, if we wish to transform the vector \mathbf{u} from the B coordinate system back to the Cartesian coordinate system, we can achieve this by multiplying \mathbf{u} by the inverse of \mathbf{B} , denoted by \mathbf{B}^{-1} . This operation results in $\mathbf{B}^{-1}\mathbf{u} = \mathbf{v}$.

Coordinate defined by an orthogonal matrix. A 3×3 orthogonal matrix \mathbf{Q} defines a “better” coordinate system since its three columns, forming the basis, are mutually orthonormal (same as those in the Cartesian coordinate system). The operation $\mathbf{Q}\mathbf{v}$ facilitates the transition of \mathbf{v} from the Cartesian coordinate system to the one defined by the orthogonal matrix. Since the basis vectors from the orthogonal matrix exhibit orthonormality, just like the three vectors $\mathbf{e}_1, \mathbf{e}_2, \mathbf{e}_3$ in the Cartesian coordinate system, the transformation induced by the orthogonal matrix involves rotating or reflecting the Cartesian system. To revert to the Cartesian coordinate system, one can utilize $\mathbf{Q}^{-1} = \mathbf{Q}^\top$.

Eigenvalue Decomposition

A square matrix \mathbf{A} with linearly independent eigenvectors can be factored as $\mathbf{A} = \mathbf{X}\mathbf{\Lambda}\mathbf{X}^{-1}$, where \mathbf{X} and \mathbf{X}^{-1} are nonsingular so that they define a system transformation inherently.

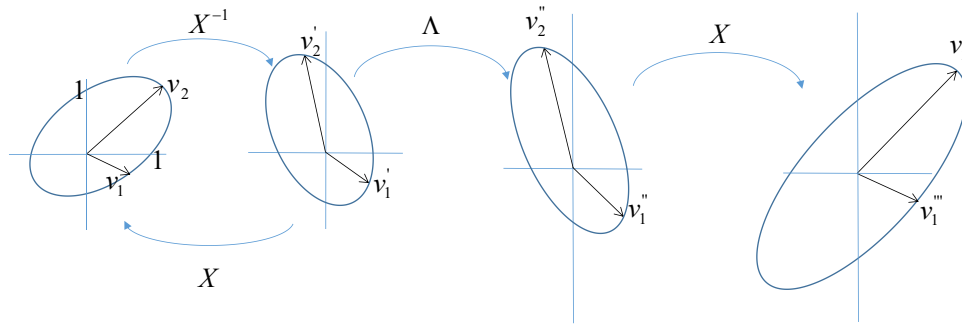


Figure 13.3: Eigenvalue decomposition $\mathbf{A} = \mathbf{X}\mathbf{\Lambda}\mathbf{X}^{-1}$: \mathbf{X}^{-1} undergoes a transformation into a different coordinate system, followed by stretching with $\mathbf{\Lambda}$, and then transforming back with \mathbf{X} . \mathbf{X}^{-1} and \mathbf{X} are nonsingular, which will change the basis of the system, and the angle between the vectors \mathbf{v}_1 and \mathbf{v}_2 will **not** be preserved. In other words, the angle between \mathbf{v}_1 and \mathbf{v}_2 is **different** from the angle between \mathbf{v}'_1 and \mathbf{v}'_2 . The lengths of \mathbf{v}_1 and \mathbf{v}_2 are also **not** preserved; that is, $\|\mathbf{v}_1\|_2 \neq \|\mathbf{v}'_1\|_2$ and $\|\mathbf{v}_2\|_2 \neq \|\mathbf{v}'_2\|_2$.

The operation $\mathbf{A}\mathbf{u} = \mathbf{X}\mathbf{\Lambda}\mathbf{X}^{-1}\mathbf{u}$ firstly transfers \mathbf{u} into the coordinate system defined by \mathbf{X}^{-1} , which we shall refer to as the *eigen coordinate system*. Subsequently, the operation $\mathbf{\Lambda}(\cdot)$ stretches each component of the vector in the eigen system by the length of the corresponding eigenvalue. Finally, \mathbf{X} facilitates the transformation of the resultant vector back to the Cartesian coordinate system. A visual representation of the coordinate system transformation via eigenvalue decomposition is presented in Figure 13.3, where \mathbf{v}_1 and \mathbf{v}_2 are two linearly independent eigenvectors of \mathbf{A} such that they form a basis for \mathbb{R}^2 .

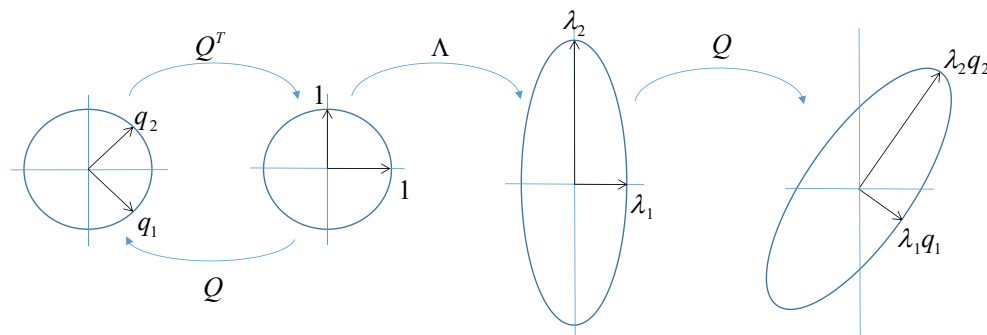


Figure 13.4: Spectral decomposition $\mathbf{Q}\mathbf{\Lambda}\mathbf{Q}^\top$: \mathbf{Q}^\top rotates or reflects, $\mathbf{\Lambda}$ stretches the cycle to an ellipse, and \mathbf{Q} rotates or reflects back. Orthogonal matrices \mathbf{Q}^\top and \mathbf{Q} only change the basis of the system. However, they preserve both the angle between the vectors \mathbf{q}_1 and \mathbf{q}_2 , and their lengths.

Spectral Decomposition

A symmetric matrix \mathbf{A} can be decomposed as $\mathbf{A} = \mathbf{Q}\mathbf{\Lambda}\mathbf{Q}^\top$, where \mathbf{Q} and \mathbf{Q}^\top are orthogonal matrices so that they define a coordinate system transformation inherently as well. The operation $\mathbf{A}\mathbf{u} = \mathbf{Q}\mathbf{\Lambda}\mathbf{Q}^\top\mathbf{u}$ firstly rotates or reflects \mathbf{u} into the coordinate system defined by \mathbf{Q}^\top , which we shall refer to as the *spectral coordinate system*. The operation $\mathbf{\Lambda}(\cdot)$ stretches each component of the vector in the spectral system by the length of the corresponding

eigenvalue. Subsequently, \mathbf{Q} facilitates the rotation or reflection of the resultant vector back to the original coordinate system. A demonstration of how the spectral decomposition transforms between coordinate systems in \mathbb{R}^2 space is shown in Figure 13.4, where \mathbf{q}_1 and \mathbf{q}_2 represent two linearly independent eigenvectors of \mathbf{A} such that they form a basis for \mathbb{R}^2 . The coordinate transformation in the spectral decomposition is similar to that in the eigenvalue decomposition, with the distinction that in the spectral decomposition, orthogonal vectors transformed by \mathbf{Q}^\top remain orthogonal. This is also a property of orthogonal matrices. That is, orthogonal matrices can be viewed as matrices, which change the basis of other matrices while preserving the angle (inner product) between vectors: $\mathbf{u}^\top \mathbf{v} = (\mathbf{Q}\mathbf{u})^\top (\mathbf{Q}\mathbf{v})$. The invariance of the angle between vectors also relies on the invariance of their lengths: $\|\mathbf{Q}\mathbf{u}\| = \|\mathbf{u}\|$.

SVD

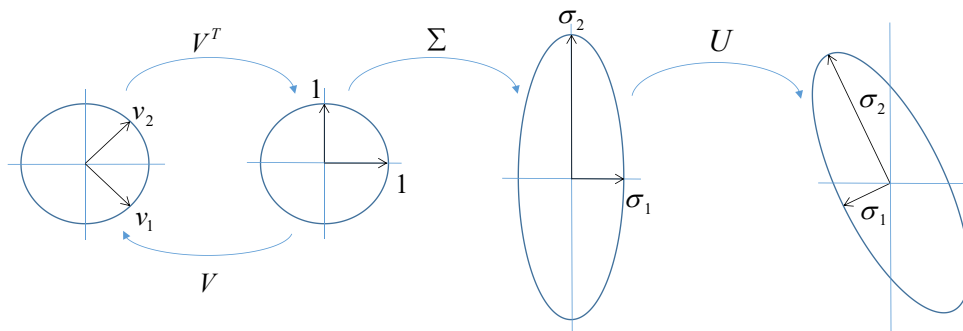


Figure 13.5: SVD $\mathbf{A} = \mathbf{U}\mathbf{\Sigma}\mathbf{V}^\top$: \mathbf{V}^\top and \mathbf{U} rotate or reflect, $\mathbf{\Sigma}$ stretches the circle to an ellipse. Orthogonal matrices \mathbf{V}^\top and \mathbf{U} only change the basis of the system. However, they preserve both the angle between the vectors \mathbf{v}_1 and \mathbf{v}_2 , and their lengths.

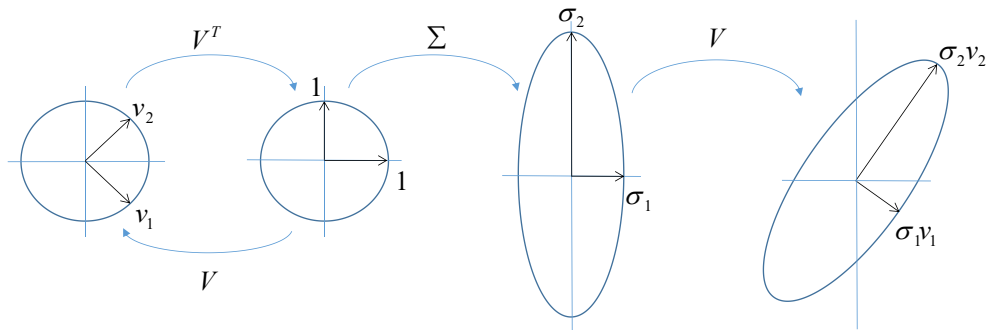


Figure 13.6: $\mathbf{V}\mathbf{\Sigma}\mathbf{V}^\top$ from SVD or polar decomposition: \mathbf{V}^\top rotates or reflects, $\mathbf{\Sigma}$ stretches the circle to an ellipse, and \mathbf{V} rotates or reflects back. Orthogonal matrices \mathbf{V}^\top and \mathbf{V} only change the basis of the system. However, they preserve both the angle between the vectors \mathbf{v}_1 and \mathbf{v}_2 , and their lengths.

Any $m \times n$ matrix with rank r can be factored as $\mathbf{A} = \mathbf{U}\mathbf{\Sigma}\mathbf{V}^\top$, which represents the SVD. The operation $\mathbf{A}\mathbf{u} = \mathbf{U}\mathbf{\Sigma}\mathbf{V}^\top\mathbf{u}$ then firstly rotates or reflects vector \mathbf{u} into the system defined by \mathbf{V}^\top , which we refer to as the V coordinate system. $\mathbf{\Sigma}$ stretches the first r components of the resulting vector in the V system by the lengths of the singular values.

If $n \geq m$, then Σ only keeps $m - r$ additional components, which are scaled to zero, while removing the final $n - m$ components. If $m > n$, then Σ scales $n - r$ components to zero and also adds $m - n$ additional zero components. Finally, U rotates or reflects the resulting vector into the U coordinate system defined by U . A visual demonstration of how the SVD transforms in a 2×2 example is shown in Figure 13.5. Further, Figure 13.6 demonstrates the transformation of $V\Sigma V^T$ by a 2×2 example. Similar to the spectral decomposition, orthogonal matrices V^T and U only change the basis of the system but preserve the angle between vectors v_1 and v_2 .

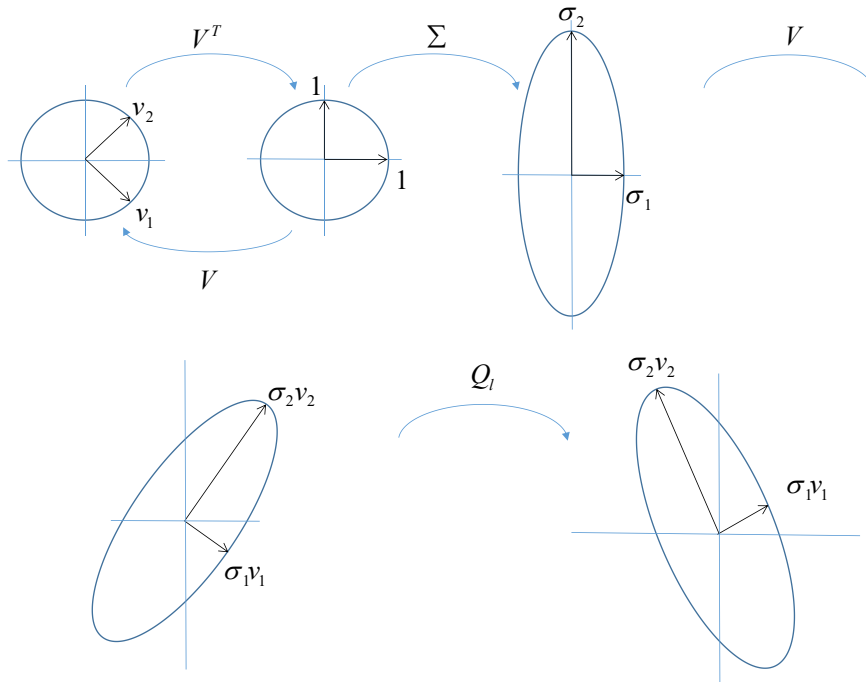


Figure 13.7: Polar decomposition $A = Q_l S$: V^T rotates or reflects, Σ stretches the circle to an ellipse, and V rotates or reflects back. Orthogonal matrices V^T , V , and Q_l only change the basis of the system. However, they preserve both the angle between the vectors v_1 and v_2 , and their lengths.

Polar Decomposition

Any square matrix $A \in \mathbb{R}^{n \times n}$ can be factored as the left polar decomposition $A = (UV^T)(V\Sigma V^T) = Q_l S$. Similarly, the operation $Au = Q_l(V\Sigma V^T)u$ transforms u into the system defined by V^T , and stretch each component by the lengths of the corresponding singular values. Subsequently, the resulting vector is transferred back into the Cartesian coordinate system by V . Finally, Q_l will rotate or reflect the resulting vector from the Cartesian coordinate system into the Q system defined by Q_l . The right polar decomposition carries a similar interpretation. Similar to the spectral decomposition, orthogonal matrices V^T and V only change the basis of the system but preserve the angle between the vectors v_1 and v_2 .

13.6. Application: Least Squares via QR, UTV, and SVD

Least Squares via the Full QR Decomposition

Let us consider the overdetermined system $\mathbf{Ax} = \mathbf{b}$, where $\mathbf{A} \in \mathbb{R}^{m \times n}$ is the data matrix, and $\mathbf{b} \in \mathbb{R}^m$ is the observation vector, with $m \geq n$. Typically, \mathbf{A} will have full column rank because real-world data is often uncorrelated or becomes uncorrelated after preprocessing. The least squares (LS) solution is given by $\mathbf{x}_{LS} = (\mathbf{A}^\top \mathbf{A})^{-1} \mathbf{A}^\top \mathbf{b}$ to minimize $\|\mathbf{Ax} - \mathbf{b}\|^2$, where $\mathbf{A}^\top \mathbf{A}$ is invertible since \mathbf{A} has full column rank, and $\text{rank}(\mathbf{A}^\top \mathbf{A}) = \text{rank}(\mathbf{A})$.

However, computing the inverse of a matrix can be computationally expensive. Instead, we can use the QR decomposition to find the least squares solution, as described in the following theorem:

Theorem 13.16: (LS via QR for Full Column Rank Matrix) Let $\mathbf{A} \in \mathbb{R}^{m \times n}$, and let $\mathbf{A} = \mathbf{QR}$ be its full QR decomposition, where $\mathbf{Q} \in \mathbb{R}^{m \times m}$ is an orthogonal matrix, and $\mathbf{R} \in \mathbb{R}^{m \times m}$ is an upper triangular matrix appended by $m - n$ additional zero rows. Assume \mathbf{A} has full column rank with $m \geq n$. Suppose further $\mathbf{R} = \begin{bmatrix} \mathbf{R}_1 \\ \mathbf{0} \end{bmatrix}$, where $\mathbf{R}_1 \in \mathbb{R}^{n \times n}$ is the square upper triangular part of \mathbf{R} , and $\mathbf{b} \in \mathbb{R}^m$. Then, the LS solution to $\mathbf{Ax} = \mathbf{b}$ is given by

$$\mathbf{x}_{LS} = \mathbf{R}_1^{-1} \mathbf{c},$$

where \mathbf{c} is the first n components of $\mathbf{Q}^\top \mathbf{b}$.

Proof [of Theorem 13.16] Since $\mathbf{A} = \mathbf{QR}$ is the full QR decomposition of \mathbf{A} and $m \geq n$, the last $m - n$ rows of \mathbf{R} are zero as shown in Figure 3.4. Hence, $\mathbf{R}_1 \in \mathbb{R}^{n \times n}$ is the square upper triangular part of \mathbf{R} , and $\mathbf{Q}^\top \mathbf{A} = \mathbf{R} = \begin{bmatrix} \mathbf{R}_1 \\ \mathbf{0} \end{bmatrix}$. Therefore,

$$\begin{aligned} \|\mathbf{Ax} - \mathbf{b}\|^2 &= (\mathbf{Ax} - \mathbf{b})^\top (\mathbf{Ax} - \mathbf{b}) = (\mathbf{Ax} - \mathbf{b})^\top \mathbf{Q} \mathbf{Q}^\top (\mathbf{Ax} - \mathbf{b}) \stackrel{\dagger}{=} \left\| \mathbf{Q}^\top \mathbf{Ax} - \mathbf{Q}^\top \mathbf{b} \right\|^2 \\ &= \left\| \begin{bmatrix} \mathbf{R}_1 \\ \mathbf{0} \end{bmatrix} \mathbf{x} - \mathbf{Q}^\top \mathbf{b} \right\|^2 = \|\mathbf{R}_1 \mathbf{x} - \mathbf{c}\|^2 + \|\mathbf{d}\|^2, \end{aligned}$$

where equality (\dagger) follows from the invariance of norms under orthogonal transformations. Here, \mathbf{c} represents the first n components of $\mathbf{Q}^\top \mathbf{b}$, and \mathbf{d} represents the last $m - n$ components of $\mathbf{Q}^\top \mathbf{b}$. The least squares solution is obtained by solving the upper triangular system $\mathbf{R}_1 \mathbf{x} = \mathbf{c}$, which can be expressed as $\mathbf{x}_{LS} = \mathbf{R}_1^{-1} \mathbf{c}$. \blacksquare

Least Squares via ULV/URV for Rank-Deficient Matrices

In the previous section, we introduced the least squares method using the full QR decomposition for full-rank matrices. However, matrices are often rank-deficient in practice. If \mathbf{A} does not have full column rank, $\mathbf{A}^\top \mathbf{A}$ is not invertible. To address this, we can use the ULV/URV decomposition to find the least squares solution, as stated in the following theorem.

Theorem 13.17: (LS via ULV/URV for Rank-Deficient Matrix) Let $\mathbf{A} \in \mathbb{R}^{m \times n}$ be a matrix with rank r and $m \geq n$. Suppose $\mathbf{A} = \mathbf{UTV}$ is its full ULV/URV decompo-

sition, where $\mathbf{U} \in \mathbb{R}^{m \times m}$ and $\mathbf{V} \in \mathbb{R}^{n \times n}$ are orthogonal matrices, and

$$\mathbf{T} = \begin{bmatrix} \mathbf{T}_{11} & \mathbf{0} \\ \mathbf{0} & \mathbf{0} \end{bmatrix},$$

where $\mathbf{T}_{11} \in \mathbb{R}^{r \times r}$ is a lower or upper triangular matrix. Given $\mathbf{b} \in \mathbb{R}^m$, the LS solution with the minimal ℓ_2 norm to $\mathbf{Ax} = \mathbf{b}$ is given by

$$\mathbf{x}_{LS} = \mathbf{V}^\top \begin{bmatrix} \mathbf{T}_{11}^{-1} \mathbf{c} \\ \mathbf{0} \end{bmatrix},$$

where \mathbf{c} represents the first r components of $\mathbf{U}^\top \mathbf{b}$.

Proof [of Theorem 13.17] Since $\mathbf{A} = \mathbf{UTV}$ is the full UTV decomposition of \mathbf{A} and $m \geq n$, thus we have

$$\begin{aligned} \|\mathbf{Ax} - \mathbf{b}\|^2 &= (\mathbf{Ax} - \mathbf{b})^\top (\mathbf{Ax} - \mathbf{b}) = (\mathbf{Ax} - \mathbf{b})^\top \mathbf{U} \mathbf{U}^\top (\mathbf{Ax} - \mathbf{b}) = \|\mathbf{U}^\top \mathbf{Ax} - \mathbf{U}^\top \mathbf{b}\|^2 \\ &= \|\mathbf{U}^\top \mathbf{UTVx} - \mathbf{U}^\top \mathbf{b}\|^2 = \|\mathbf{TVx} - \mathbf{U}^\top \mathbf{b}\|^2 = \|\mathbf{T}_{11} \mathbf{e} - \mathbf{c}\|^2 + \|\mathbf{d}\|^2, \end{aligned}$$

where \mathbf{c} is the first r components of $\mathbf{U}^\top \mathbf{b}$, \mathbf{d} is the last $m - r$ components of $\mathbf{U}^\top \mathbf{b}$, \mathbf{e} is the first r components of \mathbf{Vx} , and \mathbf{f} is the last $n - r$ components of \mathbf{Vx} :

$$\mathbf{U}^\top \mathbf{b} = \begin{bmatrix} \mathbf{c} \\ \mathbf{d} \end{bmatrix}, \quad \mathbf{Vx} = \begin{bmatrix} \mathbf{e} \\ \mathbf{f} \end{bmatrix}.$$

The LS solution can be calculated by performing backward/forward substitution of the upper/lower triangular system $\mathbf{T}_{11} \mathbf{e} = \mathbf{c}$, i.e., $\mathbf{e} = \mathbf{T}_{11}^{-1} \mathbf{c}$. To ensure \mathbf{x} has the minimal ℓ_2 norm, \mathbf{f} must be zero. Thus, $\mathbf{x}_{LS} = \mathbf{V}^\top \begin{bmatrix} \mathbf{T}_{11}^{-1} \mathbf{c} \\ \mathbf{0} \end{bmatrix}$. This completes the proof. \blacksquare

A note on the minimal ℓ_2 norm LS solution. For the least squares problem, the set of all minimizers

$$\mathcal{X} = \{\mathbf{x} \in \mathbb{R}^n : \|\mathbf{Ax} - \mathbf{b}\| = \min\}$$

is convex. If $\mathbf{x}_1, \mathbf{x}_2 \in \mathcal{X}$ and $\lambda \in [0, 1]$, then

$$\|\mathbf{A}(\lambda \mathbf{x}_1 + (1 - \lambda) \mathbf{x}_2) - \mathbf{b}\| \leq \lambda \|\mathbf{Ax}_1 - \mathbf{b}\| + (1 - \lambda) \|\mathbf{Ax}_2 - \mathbf{b}\| = \min_{\mathbf{x} \in \mathbb{R}^n} \|\mathbf{Ax} - \mathbf{b}\|.$$

Thus, $\lambda \mathbf{x}_1 + (1 - \lambda) \mathbf{x}_2 \in \mathcal{X}$. In the proof above, if we do not set $\mathbf{f} = \mathbf{0}$, we will find more least squares solutions. However, the minimal ℓ_2 norm least squares solution is unique. For the full-rank case, as discussed in the previous section, the least squares solution is always unique and must have the minimal ℓ_2 norm. See also Foster (2003); Golub and Van Loan (2013) for further discussion on this topic.

Least Squares via SVD for Rank-Deficient Matrices

Apart from the UTV decomposition for rank-deficient least squares solution, SVD serves as an alternative.

Theorem 13.18: (LS via SVD for Rank-Deficient Matrix) Let $\mathbf{A} \in \mathbb{R}^{m \times n}$, and let $\mathbf{A} = \mathbf{U} \mathbf{\Sigma} \mathbf{V}^\top$ represent its full SVD decomposition, where $\mathbf{U} \in \mathbb{R}^{m \times m}$ and $\mathbf{V} \in \mathbb{R}^{n \times n}$ are orthogonal matrices, and $\text{rank}(\mathbf{A}) = r$. Suppose $\mathbf{U} = [\mathbf{u}_1, \mathbf{u}_2, \dots, \mathbf{u}_m]$, $\mathbf{V} = [\mathbf{v}_1, \mathbf{v}_2, \dots, \mathbf{v}_n]$, and $\mathbf{b} \in \mathbb{R}^m$. Then the LS solution with the minimal ℓ_2 norm to $\mathbf{Ax} = \mathbf{b}$

is given by

$$\mathbf{x}_{LS} = \sum_{i=1}^r \frac{\mathbf{u}_i^\top \mathbf{b}}{\sigma_i} \mathbf{v}_i = \mathbf{V} \boldsymbol{\Sigma}^+ \mathbf{U}^\top \mathbf{b}, \quad (13.2)$$

where the upper-left side of $\boldsymbol{\Sigma}^+ \in \mathbb{R}^{n \times m}$ is a diagonal matrix, structured as: $\boldsymbol{\Sigma}^+ = \begin{bmatrix} \boldsymbol{\Sigma}_1^+ & \mathbf{0} \\ \mathbf{0} & \mathbf{0} \end{bmatrix}$ with $\boldsymbol{\Sigma}_1^+ = \text{diag}(\frac{1}{\sigma_1}, \frac{1}{\sigma_2}, \dots, \frac{1}{\sigma_r})$.

Proof [of Theorem 13.18] To minimize the loss function, we start by writing:

$$\begin{aligned} \|\mathbf{Ax} - \mathbf{b}\|^2 &= (\mathbf{Ax} - \mathbf{b})^\top (\mathbf{Ax} - \mathbf{b}) = (\mathbf{Ax} - \mathbf{b})^\top \mathbf{U} \mathbf{U}^\top (\mathbf{Ax} - \mathbf{b}) \stackrel{\dagger}{=} \|\mathbf{U}^\top \mathbf{Ax} - \mathbf{U}^\top \mathbf{b}\|^2 \\ &= \|\mathbf{U}^\top \mathbf{A} \mathbf{V} \mathbf{V}^\top \mathbf{x} - \mathbf{U}^\top \mathbf{b}\|^2 \stackrel{+}{=} \|\boldsymbol{\Sigma} \boldsymbol{\alpha} - \mathbf{U}^\top \mathbf{b}\|^2 \stackrel{*}{=} \sum_{i=1}^r (\sigma_i \alpha_i - \mathbf{u}_i^\top \mathbf{b})^2 + \sum_{i=r+1}^m (\mathbf{u}_i^\top \mathbf{b})^2, \end{aligned}$$

where equality (\dagger) follows from the invariance under orthogonal transformations, equality ($+$) follows by setting $\boldsymbol{\alpha} = \mathbf{V}^\top \mathbf{x}$, and equality ($*$) follows because $\sigma_{r+1} = \sigma_{r+2} = \dots = \sigma_m = 0$. Since \mathbf{x} only appears in $\boldsymbol{\alpha}$, we minimize the loss by setting $\alpha_i = \frac{\mathbf{u}_i^\top \mathbf{b}}{\sigma_i}$ for all $i \in \{1, 2, \dots, r\}$. Any value assigned to $\alpha_{r+1}, \alpha_{r+2}, \dots, \alpha_n$ will not affect the result. From the regularization point of view (or here, we want the minimal ℓ_2 norm), we can set them to 0. This yields the LS solution via SVD:

$$\mathbf{x}_{LS} = \sum_{i=1}^r \frac{\mathbf{u}_i^\top \mathbf{b}}{\sigma_i} \mathbf{v}_i = \mathbf{V} \boldsymbol{\Sigma}^+ \mathbf{U}^\top \mathbf{b} = \mathbf{A}^+ \mathbf{b},$$

where $\mathbf{A}^+ = \mathbf{V} \boldsymbol{\Sigma}^+ \mathbf{U}^\top \in \mathbb{R}^{n \times m}$ is known as the *pseudo-inverse* of \mathbf{A} . ■

13.7. Application: PCA via the Spectral Decomposition and the SVD

An important application of SVD is its use in *principal component analysis (PCA)*. PCA is widely employed to identify patterns in data and to analyze the variance-covariance structure of the data. This enables two primary goals:

1. *Data reduction.* Reducing the dimensionality of the data by selecting a smaller number of *principal components*.
2. *Interpretation.* Uncovering relationships within the data that were previously unobserved.

Given a data set of n observations $\{\mathbf{x}_1, \mathbf{x}_2, \dots, \mathbf{x}_n\}$, where each $\mathbf{x}_i \in \mathbb{R}^p$ for all $i \in \{1, 2, \dots, n\}$, the goal is to project the data onto a lower-dimensional space with dimensionality m ($m < p$). To facilitate this, the sample mean vector and the sample covariance matrix are defined as follows:

$$\bar{\mathbf{x}} = \frac{1}{n} \sum_{i=1}^n \mathbf{x}_i \quad \text{and} \quad \mathbf{S} = \frac{1}{n-1} \sum_{i=1}^n (\mathbf{x}_i - \bar{\mathbf{x}})(\mathbf{x}_i - \bar{\mathbf{x}})^\top,$$

where the $n-1$ term in \mathbf{S} ensures it is an unbiased and consistent estimator of the covariance matrix (Lu, 2021e). Alternatively, the covariance matrix can also be defined as $\mathbf{S} = \frac{1}{n} \sum_{i=1}^n (\mathbf{x}_i - \bar{\mathbf{x}})(\mathbf{x}_i - \bar{\mathbf{x}})^\top$, which is also a consistent estimator of the covariance matrix ².

2. Consistency: An estimator θ_n of θ constructed on the basis of a sample of size n is said to be consistent if $\theta_n \xrightarrow{p} \theta$ as $n \rightarrow \infty$.

Each data point \mathbf{x}_i is then projected onto a scalar value using a vector \mathbf{u}_1 (see discussion below), such that the projection is given by $\mathbf{u}_1^\top \mathbf{x}_i$. The mean of the projected data is obtained by $\mathbb{E}[\mathbf{u}_1^\top \mathbf{x}_i] = \mathbf{u}_1^\top \bar{\mathbf{x}}$, and the variance of the projected data is given by

$$\text{Cov}[\mathbf{u}_1^\top \mathbf{x}_i] = \frac{1}{n-1} \sum_{i=1}^n (\mathbf{u}_1^\top \mathbf{x}_i - \mathbf{u}_1^\top \bar{\mathbf{x}})^2 = \frac{1}{n-1} \sum_{i=1}^n \mathbf{u}_1^\top (\mathbf{x}_i - \bar{\mathbf{x}})(\mathbf{x}_i - \bar{\mathbf{x}})^\top \mathbf{u}_1 = \mathbf{u}_1^\top \mathbf{S} \mathbf{u}_1.$$

To retain the maximum information from the projected data, the projected variance $\mathbf{u}_1^\top \mathbf{S} \mathbf{u}_1$ is maximized with respect to \mathbf{u}_1 . To prevent \mathbf{u}_1 from scaling indefinitely, a constraint is imposed: $\|\mathbf{u}_1\|^2 = \mathbf{u}_1^\top \mathbf{u}_1 = 1$. Using the method of Lagrange multipliers (see, for example, Bishop (2006); Boyd et al. (2004)), the optimization problem becomes:

$$\mathbf{u}_1^\top \mathbf{S} \mathbf{u}_1 + \lambda_1 (1 - \mathbf{u}_1^\top \mathbf{u}_1).$$

Solving this yields the equation:

$$\mathbf{S} \mathbf{u}_1 = \lambda_1 \mathbf{u}_1 \quad \text{leads to} \quad \mathbf{u}_1^\top \mathbf{S} \mathbf{u}_1 = \lambda_1.$$

This shows that \mathbf{u}_1 is an eigenvector of \mathbf{S} corresponding to the eigenvalue λ_1 . The direction of maximum variance, \mathbf{u}_1 , corresponds to the largest eigenvalue of \mathbf{S} . The eigenvector \mathbf{u}_1 is referred to as the *first principal axis*.

The subsequent principal axes are defined by the remaining eigenvectors of \mathbf{S} , arranged in descending order of their eigenvalues. By selecting the top m principal components, the dimensionality of the data can be effectively reduced. This process is known as the *maximum-variance formulation* of PCA (Hotelling, 1933; Bishop, 2006; Shlens, 2014). Alternative perspectives on the maximum-variance formulation, such as from data reconstruction, data projection, and autoencoders, are discussed in (Lu, 2021c). Another approach, known as the *minimum-error formulation* of PCA, is discussed in (Pearson, 1901; Bishop, 2006).

PCA via the spectral decomposition. Now, let's assume that the data are centered, meaning the sample mean vector $\bar{\mathbf{x}}$ is zero. Alternatively, we can centralize the data by setting $\mathbf{x}_i := \mathbf{x}_i - \bar{\mathbf{x}}$, which involves subtracting the mean from each data point. Let the data matrix $\mathbf{X} \in \mathbb{R}^{n \times p}$ contain the data observations as rows. The covariance matrix is given by

$$\mathbf{S} = \frac{\mathbf{X}^\top \mathbf{X}}{n-1},$$

which is a symmetric matrix. Its spectral decomposition is:

$$\mathbf{S} = \mathbf{U} \mathbf{\Lambda} \mathbf{U}^\top, \tag{13.3}$$

where \mathbf{U} is an orthogonal matrix of eigenvectors (the columns of \mathbf{U} are eigenvectors of \mathbf{S}), and $\mathbf{\Lambda} = \text{diag}(\lambda_1, \lambda_2, \dots, \lambda_p)$ is a diagonal matrix containing the eigenvalues (ordered such that $\lambda_1 \geq \lambda_2 \geq \dots \geq \lambda_p$). The eigenvectors are called the *principal axes* of the data, and they *decorrelate* the covariance matrix. Projections of the data onto the principal axes are called the *principal components*. The i -th principal component is given by the i -th column of $\mathbf{X} \mathbf{U}$. If our objective is to reduce the dimension from p to m , we simply select the first m columns of $\mathbf{X} \mathbf{U}$.

PCA via SVD. If the SVD of \mathbf{X} is given by $\mathbf{X} = \mathbf{P}\mathbf{\Sigma}\mathbf{Q}^\top$, then the covariance matrix can be expressed as

$$\mathbf{S} = \frac{\mathbf{X}^\top \mathbf{X}}{n-1} = \mathbf{Q} \frac{\mathbf{\Sigma}^2}{n-1} \mathbf{Q}^\top, \quad (13.4)$$

where $\mathbf{Q} \in \mathbb{R}^{p \times p}$ is an orthogonal matrix containing the right singular vectors of \mathbf{X} , and the upper-left part of $\mathbf{\Sigma}$ is a diagonal matrix containing the singular values $\text{diag}(\sigma_1, \sigma_2, \dots)$, ordered such that $\sigma_1 \geq \sigma_2 \geq \dots$. The number of singular values is equal to $\min\{n, p\}$, which will not be larger than p , and some of these values may be zero.

By comparing Equation (13.4) with Equation (13.3), we can see that Equation (13.4) also represents a spectral decomposition of \mathbf{S} . This is because both the eigenvalues in $\mathbf{\Lambda}$ and the singular values in $\mathbf{\Sigma}$ are ordered in descending order, and the spectral decomposition in terms of the eigenspaces is unique (as discussed in Section 12.3).

In other words, the right singular vectors \mathbf{Q} can also serve as the principal axes, which decorrelate the covariance matrix. The singular values are related to the eigenvalues of the covariance matrix through the relationship: $\lambda_i = \frac{\sigma_i^2}{n-1}$. To reduce the dimensionality of the data from p to m , we select the largest m singular values and their corresponding right singular vectors. This process is related to the truncated SVD (TSVD), where: $\mathbf{X}_m = \sum_{i=1}^m \sigma_i \mathbf{p}_i \mathbf{q}_i^\top$, where \mathbf{p}_i 's and \mathbf{q}_i 's are the columns of \mathbf{P} and \mathbf{Q} , respectively.

A byproduct of PCA via SVD for high-dimensional data. For a principal axis \mathbf{u}_i of $\mathbf{S} = \frac{\mathbf{X}^\top \mathbf{X}}{n-1}$, we have

$$\frac{\mathbf{X}^\top \mathbf{X}}{n-1} \mathbf{u}_i = \lambda_i \mathbf{u}_i.$$

Multiplying both sides by \mathbf{X} on the left, we obtain:

$$\frac{\mathbf{X}\mathbf{X}^\top}{n-1} (\mathbf{X}\mathbf{u}_i) = \lambda_i (\mathbf{X}\mathbf{u}_i),$$

which implies that λ_i is also an eigenvalue of $\frac{\mathbf{X}\mathbf{X}^\top}{n-1} \in \mathbb{R}^{n \times n}$, and the corresponding eigenvector is $\mathbf{X}\mathbf{u}_i$. This relationship is also discussed in the proof of Theorem 13.1, which establishes the existence of the SVD. If $p \gg n$, instead of finding the eigenvectors of $\mathbf{S} = \frac{\mathbf{X}^\top \mathbf{X}}{n-1}$, i.e., the principal axes of $\mathbf{S} = \frac{\mathbf{X}^\top \mathbf{X}}{n-1}$, we can find the eigenvectors of $\frac{\mathbf{X}\mathbf{X}^\top}{n-1}$. This reduces the computational complexity from $\mathcal{O}(p^3)$ to $\mathcal{O}(n^3)$, which is more efficient when $p \gg n$.

Now, returning to the principal axes of $\mathbf{S} = \frac{\mathbf{X}^\top \mathbf{X}}{n-1}$, suppose the eigenvector of $\frac{\mathbf{X}\mathbf{X}^\top}{n-1}$ is \mathbf{v}_i , corresponding to a nonzero eigenvalue λ_i :

$$\frac{\mathbf{X}\mathbf{X}^\top}{n-1} \mathbf{v}_i = \lambda_i \mathbf{v}_i.$$

Multiplying both sides by \mathbf{X}^\top , we obtain

$$\frac{\mathbf{X}^\top \mathbf{X}}{n-1} (\mathbf{X}^\top \mathbf{v}_i) = \mathbf{S} (\mathbf{X}^\top \mathbf{v}_i) = \lambda_i (\mathbf{X}^\top \mathbf{v}_i),$$

which shows that the eigenvector \mathbf{u}_i of \mathbf{S} is proportional to $\mathbf{X}^\top \mathbf{v}_i$, where \mathbf{v}_i is the eigenvector of $\frac{\mathbf{X}\mathbf{X}^\top}{n-1}$ corresponding to the same eigenvalue λ_i . Note that a further normalization step is required to ensure that $\|\mathbf{u}_i\| = 1$. Thus, when $p \gg n$, we can also find the principal axes using the SVD of $\frac{\mathbf{X}\mathbf{X}^\top}{n-1}$.

13.8. Application: Low-Rank Approximation

In the context of low-rank approximation, two types of problems arise due to the interplay between rank and error: *fixed-precision approximation problem* and *fixed-rank approximation problem*. In the fixed-precision approximation problem, given a matrix \mathbf{A} and a tolerance ϵ , the goal is to find a matrix \mathbf{B} with rank $r = r(\epsilon)$ such that $\|\mathbf{A} - \mathbf{B}\| \leq \epsilon$ in an appropriate matrix norm. On the contrary, in the fixed-rank approximation problem, one seeks a matrix \mathbf{B} with a fixed rank k that minimizes the error $\|\mathbf{A} - \mathbf{B}\|$. This section focuses on the latter. For further details and examples, see Kishore Kumar and Schneider (2017); Martinsson (2019).

To approximate a matrix $\mathbf{A} \in \mathbb{R}^{m \times n}$ of rank r with a rank- k matrix \mathbf{B} ($k < r$), the approximation can be evaluated using the spectral norm:

$$\mathbf{B} = \arg \min_{\mathbf{B}} \|\mathbf{A} - \mathbf{B}\|_2,$$

where the spectral norm is defined as follows:

Definition 13.19 (Spectral Norm). The spectral norm of a matrix $\mathbf{A} \in \mathbb{R}^{m \times n}$ is defined as

$$\|\mathbf{A}\|_2 = \max_{\mathbf{x} \neq \mathbf{0}} \frac{\|\mathbf{A}\mathbf{x}\|_2}{\|\mathbf{x}\|_2} = \max_{\mathbf{x} \in \mathbb{R}^n: \|\mathbf{x}\|_2=1} \|\mathbf{A}\mathbf{x}\|_2,$$

which is equivalent to the largest singular value of \mathbf{A} , i.e., $\|\mathbf{A}\|_2 = \sigma_1(\mathbf{A})$.

Then, we can recover the optimal rank- k approximation by the following theorem.

Theorem 13.20: (Eckart-Young-Misky Theorem w.r.t. Spectral Norm) Given a matrix $\mathbf{A} \in \mathbb{R}^{m \times n}$, $1 \leq k \leq \text{rank}(\mathbf{A}) = r$, and let \mathbf{A}_k be the truncated SVD (TSVD) of \mathbf{A} with the largest k singular terms, i.e., $\mathbf{A}_k = \sum_{i=1}^k \sigma_i \mathbf{u}_i \mathbf{v}_i^\top$ from the SVD of $\mathbf{A} = \sum_{i=1}^r \sigma_i \mathbf{u}_i \mathbf{v}_i^\top$ by zeroing out the $r - k$ trailing singular values of \mathbf{A} . Then, \mathbf{A}_k is the optimal rank- k approximation to \mathbf{A} in terms of the spectral norm.^a

a. Note that \mathbf{A}_k can be stored using $(m+n)k + k$ entries, as opposed to mn entries.

Proof [of Theorem 13.20] For any matrix \mathbf{B} with $\text{rank}(\mathbf{B}) = k$, we aim to show that $\|\mathbf{A} - \mathbf{B}\|_2 \geq \|\mathbf{A} - \mathbf{A}_k\|_2$.

Since $\text{rank}(\mathbf{B}) = k$, $\dim(\mathcal{N}(\mathbf{B})) = n - k$. Thus, any set of $k + 1$ basis vectors in \mathbb{R}^n intersects $\mathcal{N}(\mathbf{B})$. From Proposition 13.8, the singular vectors $\{\mathbf{v}_1, \mathbf{v}_2, \dots, \mathbf{v}_r\}$ form an orthonormal basis of $\mathcal{C}(\mathbf{A}^\top) \subset \mathbb{R}^n$; so we can choose the first $k + 1$ \mathbf{v}_i 's as a $k + 1$ basis for \mathbb{R}^n . Let $\mathbf{V}_{k+1} = [\mathbf{v}_1, \mathbf{v}_2, \dots, \mathbf{v}_{k+1}]$. Then there exists a unit vector \mathbf{x} such that

$$\mathbf{x} \in \mathcal{N}(\mathbf{B}) \cap \mathcal{C}(\mathbf{V}_{k+1}), \quad \text{s.t.} \quad \|\mathbf{x}\|_2 = 1.$$

That is, \mathbf{x} can be expressed as $\mathbf{x} = \sum_{i=1}^{k+1} a_i \mathbf{v}_i$, and $\left\| \sum_{i=1}^{k+1} a_i \mathbf{v}_i \right\|_2 = \sum_{i=1}^{k+1} a_i^2 = 1$. Additionally, $\mathbf{B}\mathbf{x} = \mathbf{0}$. Using these properties, the following inequality chain holds:

$$\begin{aligned} \|\mathbf{A} - \mathbf{B}\|_2^2 &\geq \|(\mathbf{A} - \mathbf{B})\mathbf{x}\|_2^2 / \|\mathbf{x}\|_2^2 \stackrel{\dagger}{=} \|\mathbf{A}\mathbf{x}\|_2^2 \stackrel{\ddagger}{=} \sum_{i=1}^{k+1} \sigma_i^2 (\mathbf{v}_i^\top \mathbf{x})^2 \\ &\stackrel{*}{\geq} \sigma_{k+1}^2 \sum_{i=1}^{k+1} (\mathbf{v}_i^\top \mathbf{x})^2 \stackrel{\ddagger}{\geq} \sigma_{k+1}^2 \sum_{i=1}^{k+1} a_i^2 = \sigma_{k+1}^2, \end{aligned}$$

where the first inequality follows from the definition of the spectral norm, equality (†) follows from the fact that \mathbf{x} is in null space of \mathbf{B} , equality (+) follows from the fact that \mathbf{x} is orthogonal to $\mathbf{v}_{k+2}, \dots, \mathbf{v}_r$, inequality (*) follows from $\sigma_{k+1} \leq \sigma_k \leq \dots \leq \sigma_1$, and inequality (‡) follows from $\mathbf{v}_i^\top \mathbf{x} = a_i$. On the other hand, it is evident that $\|\mathbf{A} - \mathbf{A}_k\|_2^2 = \left\| \sum_{i=k+1}^r \sigma_i \mathbf{u}_i \mathbf{v}_i^\top \right\|_2^2 = \sigma_{k+1}^2$. Thus, $\|\mathbf{A} - \mathbf{A}_k\|_2 \leq \|\mathbf{A} - \mathbf{B}\|_2$, which completes the proof. ■

Moreover, it can also be shown that \mathbf{A}_k is the optimal rank- k approximation to \mathbf{A} in terms of the Frobenius norm. The minimal error is given by the Euclidean norm of the singular values that have been zeroed out in the process: $\|\mathbf{A} - \mathbf{A}_k\|_F = \sqrt{\sigma_{k+1}^2 + \sigma_{k+2}^2 + \dots + \sigma_r^2}$ (see, for example, Lu (2021c)).

Definition 13.21 (Frobenius Norm). The Frobenius norm of a matrix $\mathbf{A} \in \mathbb{R}^{m \times n}$ is defined as

$$\|\mathbf{A}\|_F = \sqrt{\sum_{i=1, j=1}^{m, n} (a_{ij})^2} = \sqrt{\text{tr}(\mathbf{A}\mathbf{A}^\top)} = \sqrt{\text{tr}(\mathbf{A}^\top \mathbf{A})} = \sqrt{\sigma_1^2 + \sigma_2^2 + \dots + \sigma_r^2},$$

where $\sigma_1, \sigma_2, \dots, \sigma_r$ are the nonzero singular values of \mathbf{A} .

Exercise 13.22. Given the definition of the Frobenius norm, show that the truncated SVD $\mathbf{A}_k = \sum_{i=1}^k \sigma_i \mathbf{u}_i \mathbf{v}_i^\top$ is also the optimal rank- k approximation to \mathbf{A} in terms of the Frobenius norm.

Chapter 13 Problems

1. Given a matrix $\mathbf{A} \in \mathbb{R}^{m \times n}$, show that the trace of $\mathbf{A}^\top \mathbf{A}$ is equal to the sum of the squares of all entries, i.e., $\text{tr}(\mathbf{A}^\top \mathbf{A}) = \sum_{i,j=1}^{m,n} a_{ij}^2$.
2. Let $\mathbf{A} \in \mathbb{R}^{m \times n}$ be a matrix with rank r . Suppose the columns of $\mathbf{B} \in \mathbb{R}^{m \times r}$ span the column space of \mathbf{A} , and the columns of $\mathbf{C} \in \mathbb{R}^{n \times r}$ span the row space of \mathbf{A} . Show that the matrix \mathbf{A} can be factored as $\mathbf{A} = \mathbf{B}\mathbf{E}\mathbf{C}^\top$, where \mathbf{E} is an r by r nonsingular matrix.
3. Consider a square matrix $\mathbf{A} \in \mathbb{R}^{n \times n}$ with rank r , and the $(2n) \times (2n)$ symmetric matrix

$$\mathbf{B} = \begin{bmatrix} \mathbf{0} & \mathbf{A} \\ \mathbf{A}^\top & \mathbf{0} \end{bmatrix}.$$

If \mathbf{A} admits the full SVD $\mathbf{A} = \mathbf{U}\mathbf{\Sigma}\mathbf{V}^\top$, where $\mathbf{\Sigma} = \text{diag}(\sigma_1, \sigma_2, \dots, \sigma_n)$:

- Show that σ_k is an eigenvalue of \mathbf{B} corresponding to the eigenvector $\begin{bmatrix} \mathbf{v}_k \\ \mathbf{u}_k \end{bmatrix}$ for any $k \in \{1, 2, \dots, n\}$, and that $-\sigma_k$ is an eigenvalue of \mathbf{B} corresponding to the eigenvector $\begin{bmatrix} \mathbf{v}_k \\ -\mathbf{u}_k \end{bmatrix}$ for any $k \in \{1, 2, \dots, n\}$.
 - Show that the $2n$ eigenvectors are pairwise orthogonal.
4. Consider a rectangular matrix $\mathbf{A} \in \mathbb{R}^{m \times n}$ with rank r , and the $(m+n) \times (m+n)$ symmetric matrix

$$\mathbf{B} = \begin{bmatrix} \mathbf{0} & \mathbf{A} \\ \mathbf{A}^\top & \mathbf{0} \end{bmatrix}.$$

If \mathbf{A} admits the full SVD $\mathbf{A} = \mathbf{U}\mathbf{\Sigma}\mathbf{V}^\top$, where $\mathbf{\Sigma} = \text{diag}(\sigma_1, \sigma_2, \dots, \sigma_n)$:

- Show that σ_k is an eigenvalue of \mathbf{B} corresponding to the eigenvector $\begin{bmatrix} v_k \\ u_k \end{bmatrix}$ for any $k \in \{1, 2, \dots, r\}$, and that $-\sigma_k$ is an eigenvalue of \mathbf{B} corresponding to the eigenvector $\begin{bmatrix} v_k \\ -u_k \end{bmatrix}$ for any $k \in \{1, 2, \dots, r\}$.
 - Show that the remaining $m + n - 2r$ eigenvectors of \mathbf{B} are corresponding to the eigenvalue 0.
 - Show that the $m + n$ eigenvectors are pairwise orthogonal.
5. Given two nonzero vectors $\mathbf{u}, \mathbf{v} \in \mathbb{R}^n$, and let $\mathbf{A} = \mathbf{u}\mathbf{v}^\top$. Show that the nonzero singular value of \mathbf{A} is $\|\mathbf{u}\| \cdot \|\mathbf{v}\|$.
 6. For a square matrix $\mathbf{A} \in \mathbb{R}^{n \times n}$ with singular values $\sigma_1 \geq \sigma_2 \geq \dots \geq \sigma_n$, show that $\sigma_1^3, \sigma_2^3, \dots, \sigma_n^3$ are the singular values of $\mathbf{A}\mathbf{A}^\top\mathbf{A}$.
 7. Let $\mathbf{A} \in \mathbb{R}^{m \times n}$ be a rectangular matrix, and let $\mathbf{B} \in \mathbb{R}^{\hat{m} \times \hat{n}}$ be a submatrix of \mathbf{A} , where $\hat{m} \leq m$ and $\hat{n} \leq n$. Show that the largest singular value of \mathbf{B} is less than or equal to the largest singular value of \mathbf{A} .
 8. For a positive definite matrix $\mathbf{A} \in \mathbb{R}^{n \times n}$, show that the singular values and the eigenvalues of \mathbf{A} are the same.
 9. Given a matrix $\mathbf{A} \in \mathbb{R}^{n \times n}$ and a positive definite matrix $\mathbf{B} \in \mathbb{R}^{n \times n}$, prove that the singular values of $\mathbf{B}\mathbf{A}$ are the same as those of \mathbf{A} . Discuss the relationship between the left and right singular vectors of $\mathbf{B}\mathbf{A}$ and \mathbf{A} .
 10. We have shown in Lemma 13.10 that orthogonally equivalent matrices share the same singular values. Prove the reverse implication: if two matrices have the same singular values, then they are orthogonally equivalent.
 11. In this chapter, we focus on the SVD of real matrices, expressed as $\mathbf{A} = \mathbf{U}\mathbf{\Sigma}\mathbf{V}^\top$. Show that if \mathbf{A} is real, then matrices \mathbf{U} and \mathbf{V} are also real.
 12. Given a Householder transformation matrix $\mathbf{H} = \mathbf{I} - 2\mathbf{u}\mathbf{u}^\top \in \mathbb{R}^{n \times n}$, where $\|\mathbf{u}\| = 1$, determine the eigenvalues, determinant, and singular values of \mathbf{H} .
 13. Given the nonzero singular values $\sigma_1, \sigma_2, \dots, \sigma_r$ of \mathbf{A} , discuss the singular values of \mathbf{A}^\top , $\gamma\mathbf{A}$ with $\gamma > 0$, and \mathbf{A}^{-1} (if \mathbf{A} is nonsingular).
 14. Given a square and real matrix $\mathbf{A} \in \mathbb{R}^{n \times n}$, show that $\mathbf{A} = \mathbf{0}$ if and only if \mathbf{A} has only zero eigenvalues.
 15. Given a square matrix $\mathbf{A} \in \mathbb{R}^{n \times n}$, show that $\mathbf{A}^\top\mathbf{A}$ and $\mathbf{A}\mathbf{A}^\top$ are similar (Definition 8.4). *Hint: Proceeding with the SVD of \mathbf{A} .*
 16. Show that all eigenvalues of a square matrix are less than or equal to its largest singular value σ_1 .
 17. Suppose \mathbf{x} is an eigenvector of $\mathbf{A}^\top\mathbf{A}$ corresponding to a nonzero eigenvalue. Discuss the corresponding eigenvector of $\mathbf{A}\mathbf{A}^\top$. *Hint: Premultiply by \mathbf{A} .*
 18. Given the SVD of a nonsingular square matrix $\mathbf{A} = \mathbf{U}\mathbf{\Sigma}\mathbf{V}^\top \in \mathbb{R}^{n \times n}$, determine the singular values of $\mathbf{A}^\top\mathbf{A}$.
 19. Find the optimal rank-1 approximation (in terms of the spectral norm) for the following matrix:

$$\mathbf{A} = \begin{bmatrix} \cos \theta & -\sin \theta \\ \sin \theta & \cos \theta \end{bmatrix}.$$

20. **Skew-symmetric.** Given a skew-symmetric and tridiagonal matrix $\mathbf{S} \in \mathbb{R}^{n \times n}$, show that it can be decomposed as:

$$\mathbf{P}^\top\mathbf{S}\mathbf{P} = \begin{bmatrix} \mathbf{0} & \mathbf{B}^\top \\ \mathbf{B} & \mathbf{0} \end{bmatrix},$$

where $\mathbf{B} \in \mathbb{R}^{m \times m}$, $n = 2m$, and \mathbf{P} is a permutation matrix. Given further the SVD of $\mathbf{B} = \mathbf{U}\mathbf{\Sigma}\mathbf{V}^\top$, find the eigenvalues and eigenvectors of \mathbf{S} .

21. Discuss the uniqueness of the polar decomposition for the matrix: $\mathbf{A} = \begin{bmatrix} 1 & 0 \\ 0 & 0 \end{bmatrix}$.

Part VI

Special Topics

Alternating Least Squares (ALS)

14.1. Preliminary: Least Squares Approximations

The linear model is a fundamental technique in regression analysis, relying on the least squares approximation to minimize the sum of squared errors (refer to Section 13.6). This method naturally emerges when aiming to identify the regression function that minimizes the corresponding expected squared error. Over the past several decades, linear models have found extensive applications across diverse domains, including decision-making (Dawes and Corrigan, 1974), time series analysis (Christensen, 1991; Lu, 2017), quantitative finance (Menchero et al., 2011), and various other fields such as production science, social science, and soil science (Fox, 1997; Lane, 2002; Schaeffer, 2004; Mrode, 2014).

To be more concrete, consider an overdetermined system represented by $\mathbf{b} = \mathbf{A}\mathbf{x}$, where $\mathbf{A} \in \mathbb{R}^{m \times n}$ represents the *input data matrix* (also known as the *predictor variables*), $\mathbf{b} \in \mathbb{R}^m$ is the *observation vector* (or *target/response vector*), and the number of samples m exceeds the number of predictors n . The vector \mathbf{x} represents the weights of the linear model. Typically, \mathbf{A} is assumed to have full column rank, as real-world data is often uncorrelated or can be preprocessed to meet this condition. In practical scenarios, a *bias term* (a.k.a., an *intercept*) is added to the first column of \mathbf{A} . This adjustment enables the least squares method to solve equations of the form:

$$\tilde{\mathbf{A}}\tilde{\mathbf{x}} = [\mathbf{1}, \mathbf{A}] \begin{bmatrix} x_0 \\ \mathbf{x} \end{bmatrix} = \mathbf{b}. \quad (14.1)$$

However, it is common for the equation $\mathbf{b} = \mathbf{A}\mathbf{x}$ to have no exact solution (the system is *inconsistent*) due to the being overdetermined—that is, there are more equations than unknowns. Define the column space of \mathbf{A} as $\{\mathbf{A}\boldsymbol{\gamma} : \forall \boldsymbol{\gamma} \in \mathbb{R}^n\}$, denoted by $\mathcal{C}(\mathbf{A})$. In essence, when we say $\mathbf{b} = \mathbf{A}\mathbf{x}$ has no solution, it implies that \mathbf{b} lies outside the column space of \mathbf{A} . In other words, the error $\mathbf{e} = \mathbf{b} - \mathbf{A}\mathbf{x}$ cannot be reduced to zero. The objective then becomes minimizing the error, which is typically measured using the mean squared error. The resulting solution \mathbf{x}_{LS} , which minimizes $\|\mathbf{b} - \mathbf{A}\mathbf{x}_{LS}\|_2^2$, is referred to as the *least squares solution*. The least squares method is a cornerstone of mathematical sciences, and a wealth of resources are dedicated to its study and application, including works by Trefethen and Bau III (1997); Strang (2019, 2021); Lu (2021e).

Least squares by calculus. When $\|\mathbf{b} - \mathbf{A}\mathbf{x}\|_2^2$ is differentiable and the parameter space of \mathbf{x} spans the entire space \mathbb{R}^n (i.e., unconstrained optimization)¹, the least squares estimate corresponds to the root of the gradient of $\|\mathbf{b} - \mathbf{A}\mathbf{x}\|_2^2$. This leads us to the following lemma.²

Lemma 14.1: (Least Squares by Calculus) Let $\mathbf{A} \in \mathbb{R}^{m \times n}$ be a fixed data matrix with full rank and $m \geq n$ (i.e., its columns are linearly independent)^a. For the overdetermined system $\mathbf{b} = \mathbf{A}\mathbf{x}$, the least squares solution, obtained by setting the partial derivatives in every direction of $\|\mathbf{b} - \mathbf{A}\mathbf{x}\|_2^2$ to zero (i.e., the gradient vanishes), is given by $\mathbf{x}_{LS} = (\mathbf{A}^\top \mathbf{A})^{-1} \mathbf{A}^\top \mathbf{b}$ ^b. The value, $\mathbf{x}_{LS} = (\mathbf{A}^\top \mathbf{A})^{-1} \mathbf{A}^\top \mathbf{b}$, is commonly referred to as the *ordinary least squares (OLS)* estimate or simply the *least squares (LS)* estimate of \mathbf{x} .

a. Relaxations of this condition using the pseudo-inverse are discussed in Problems 14.1~14.3.

b. This is known as the *first-order optimality condition* for local optima points. Note that the proof of the first-order optimality condition for multivariate functions strongly relies on the first-order optimality conditions for univariate functions, which is also known as *Fermat's theorem*. See Problem 14.15.

To prove the lemma above, we must show that $\mathbf{A}^\top \mathbf{A}$ is invertible. Given that \mathbf{A} has full rank and $m \geq n$, the matrix $\mathbf{A}^\top \mathbf{A} \in \mathbb{R}^{n \times n}$ is invertible if it has rank n , which matches the rank of \mathbf{A} . This claim is verified in Lemma 13.3.

Proof [of Lemma 14.1] Using calculus, a function $f(\mathbf{x})$ attains a minimum at \mathbf{x}_{LS} when its gradient $\nabla f(\mathbf{x}) = \mathbf{0}$. The gradient of $\|\mathbf{b} - \mathbf{A}\mathbf{x}\|_2^2$ is given by $2\mathbf{A}^\top \mathbf{A}\mathbf{x} - 2\mathbf{A}^\top \mathbf{b}$. $\mathbf{A}^\top \mathbf{A}$ is invertible since we assume \mathbf{A} is fixed and has full rank with $m \geq n$ (Lemma 13.3). Consequently, the OLS solution for \mathbf{x} is $\mathbf{x}_{LS} = (\mathbf{A}^\top \mathbf{A})^{-1} \mathbf{A}^\top \mathbf{b}$, which completes the proof. ■

Definition 14.2 (Normal Equation). The condition for the gradient of $\|\mathbf{b} - \mathbf{A}\mathbf{x}\|_2^2$ to be zero can be expressed as $\mathbf{A}^\top \mathbf{A}\mathbf{x}_{LS} = \mathbf{A}^\top \mathbf{b}$. This is called the *normal equation*. Under the assumption that \mathbf{A} has full rank with $m \geq n$, the matrix $\mathbf{A}^\top \mathbf{A}$ is invertible, leading to the solution $\mathbf{x}_{LS} = (\mathbf{A}^\top \mathbf{A})^{-1} \mathbf{A}^\top \mathbf{b}$.

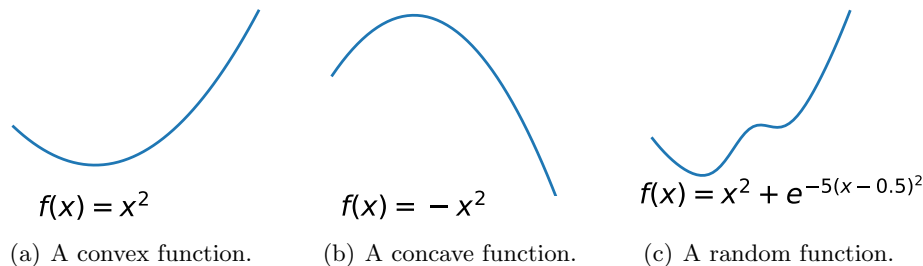


Figure 14.1: Three functions.

However, it is not immediately evident whether the least squares estimate derived in Lemma 14.1 corresponds to a minimum, maximum, or neither. An example illustrating this ambiguity is shown in Figure 14.1. What we can assert with confidence is the existence of at least one root for the gradient of the function $f(\mathbf{x}) = \|\mathbf{b} - \mathbf{A}\mathbf{x}\|_2^2$. This root represents a necessary condition for a minimum point, but not a sufficient one. The following remark provides further clarification on this matter.

1. In this context, the *domain* of the optimization problem $\min_{\mathbf{x}} \|\mathbf{b} - \mathbf{A}\mathbf{x}\|_2^2$ is the entire space \mathbb{R}^n .

2. Variants of the least squares problem are explored in Problems 14.8~14.14.

Remark 14.3 (Verification of Least Squares Solution). Why does a zero gradient imply the least mean squared error? The typical explanation relies on convex analysis, which we will explore shortly. However, here we directly confirm that the OLS solution minimizes the mean squared error. For any $\mathbf{x} \neq \mathbf{x}_{LS}$, we have

$$\begin{aligned}\|\mathbf{b} - \mathbf{Ax}\|_2^2 &= \|\mathbf{b} - \mathbf{Ax}_{LS} + \mathbf{Ax}_{LS} - \mathbf{Ax}\|_2^2 = \|\mathbf{b} - \mathbf{Ax}_{LS} + \mathbf{A}(\mathbf{x}_{LS} - \mathbf{x})\|_2^2 \\ &= \|\mathbf{b} - \mathbf{Ax}_{LS}\|_2^2 + \|\mathbf{A}(\mathbf{x}_{LS} - \mathbf{x})\|_2^2 + 2(\mathbf{A}(\mathbf{x}_{LS} - \mathbf{x}))^\top (\mathbf{b} - \mathbf{Ax}_{LS}) \\ &= \|\mathbf{b} - \mathbf{Ax}_{LS}\|_2^2 + \|\mathbf{A}(\mathbf{x}_{LS} - \mathbf{x})\|_2^2 + 2(\mathbf{x}_{LS} - \mathbf{x})^\top (\mathbf{A}^\top \mathbf{b} - \mathbf{A}^\top \mathbf{Ax}_{LS}),\end{aligned}$$

where the third term is zero because of the normal equation, and $\|\mathbf{A}(\mathbf{x}_{LS} - \mathbf{x})\|_2^2 \geq 0$. Therefore, $\|\mathbf{b} - \mathbf{Ax}\|_2^2 \geq \|\mathbf{b} - \mathbf{Ax}_{LS}\|_2^2$. Thus, we have demonstrated that the OLS estimate corresponds to a minimum, not a maximum or a saddle point.^a As a matter of fact, this condition from the least squares estimate is also known as the *sufficiency of stationarity under convexity*. When \mathbf{x} is defined over the entire space \mathbb{R}^n , this condition is also known as the *necessity of stationarity under convexity*.

^a A *saddle point* is a point at which the gradient vanishes (a *stationary point*), but the objective function increases in some directions and decreases in others.

Another question that arises is: Why does the normal equation appear to “magically” provide solutions for \mathbf{x} ? A simple analogy can help illustrate this concept. The equation $x^2 = -1$ has no real solution. However, $x \cdot x^2 = x \cdot (-1)$ does have a real solution $\hat{x} = 0$, in which case, \hat{x} minimizes the difference between x^2 and -1 , making them as close as possible.

Example 14.4 (Altering the Solution Set by Left Multiplication). Consider the data matrix and target vector: $\mathbf{A} = \begin{bmatrix} -3 & -4 \\ 4 & 6 \\ 1 & 1 \end{bmatrix}$ and $\mathbf{b} = \begin{bmatrix} 1 \\ -1 \\ 0 \end{bmatrix}$. It can be easily verified that the system $\mathbf{Ax} = \mathbf{b}$ has no solution for \mathbf{x} . However, if we multiply both sides on the left by $\mathbf{B} = \begin{bmatrix} 0 & -1 & 6 \\ 0 & 1 & -4 \end{bmatrix}$, then the solution $\mathbf{x}_{LS} = [1/2, -1/2]^\top$ satisfies $\mathbf{BAx} = \mathbf{Bb}$. This example illustrates why the normal equation can lead to the least squares solution. Multiplying a linear system on the left alters the solution set, effectively projecting the problem into a different space where the least squares solution can be computed. \square

Rank-deficiency. In this discussion, we assume $\mathbf{A} \in \mathbb{R}^{m \times n}$ has full rank with $m \geq n$, ensuring that $\mathbf{A}^\top \mathbf{A}$ is invertible. However, if two or more columns of \mathbf{A} are perfectly correlated, the matrix \mathbf{A} becomes deficient, and $\mathbf{A}^\top \mathbf{A}$ becomes singular. To address this issue, one can choose \mathbf{x} that minimizes $\|\mathbf{x}_{LS}\|_2^2$ while satisfying the normal equation. That is, we select the least squares solution with the smallest magnitude. In Section 13.6, we briefly discuss how to use UTV decomposition and SVD to address this rank-deficient least squares problems. See Problems 14.1~14.3 or the following paragraph for more insights.

Regularizations and stability. A common problem that arise in the ordinary least square solution is the near-singularity of \mathbf{A} . Let the SVD of \mathbf{A} be $\mathbf{A} = \mathbf{U}\mathbf{\Sigma}\mathbf{V}^\top \in \mathbb{R}^{m \times n}$, where $\mathbf{U} \in \mathbb{R}^{m \times m}$ and $\mathbf{V} \in \mathbb{R}^{n \times n}$ are orthogonal, and the main diagonal of $\mathbf{\Sigma} \in \mathbb{R}^{m \times n}$ contains the singular values. Consequently, $\mathbf{A}^\top \mathbf{A} = \mathbf{V}(\mathbf{\Sigma}^\top \mathbf{\Sigma})\mathbf{V}^\top = \mathbf{V}\mathbf{S}\mathbf{V}^\top$, where $\mathbf{S} = \mathbf{\Sigma}^\top \mathbf{\Sigma} = \text{diag}(\sigma_1^2, \sigma_2^2, \dots, \sigma_n^2) \in \mathbb{R}^{n \times n}$ contains the squared singular values of \mathbf{A} . When \mathbf{A} is nearly singular, $\sigma_n^2 \approx 0$, making the inverse operation $(\mathbf{A}^\top \mathbf{A})^{-1} = \mathbf{V}\mathbf{S}^{-1}\mathbf{V}^\top$ numerically unstable. As a result, the solution $\mathbf{x}_{LS} = (\mathbf{A}^\top \mathbf{A})^{-1} \mathbf{A}^\top \mathbf{b}$ may diverge. To mitigate this issue, an ℓ_2 regularization term is typically added, leading to the solution of the following optimization problem:

$$\mathbf{x}_{Tik} = \arg \min_{\mathbf{x}} \|\mathbf{b} - \mathbf{Ax}\|_2^2 + \lambda \|\mathbf{x}\|_2^2. \quad (14.2)$$

This approach is known as the *Tikhonov regularization method* (or simply the ℓ_2 regularized method) (Tikhonov, 1963). The gradient of the problem is $2(\mathbf{A}^\top \mathbf{A} + \lambda \mathbf{I})\mathbf{x} - 2\mathbf{A}^\top \mathbf{b}$. Thus, the least squares solution is given by $\mathbf{x}_{Tik} = (\mathbf{A}^\top \mathbf{A} + \lambda \mathbf{I})^{-1} \mathbf{A}^\top \mathbf{b}$. The inverse operation becomes $(\mathbf{A}^\top \mathbf{A} + \lambda \mathbf{I})^{-1} = \mathbf{V}(\mathbf{S} + \lambda \mathbf{I})^{-1} \mathbf{V}^\top$, where $\tilde{\mathbf{S}} = (\mathbf{S} + \lambda \mathbf{I}) = \text{diag}(\sigma_1^2 + \lambda, \sigma_2^2 + \lambda, \dots, \sigma_n^2 + \lambda)$. The solutions for OLS and Tikhonov regularized LS are given, respectively, by

$$\begin{aligned} \mathbf{x}_{LS} &= (\mathbf{A}^\top \mathbf{A})^{-1} \mathbf{A}^\top \mathbf{b} = \mathbf{V} (\mathbf{S}^{-1} \boldsymbol{\Sigma}) \mathbf{U}^\top \mathbf{b}; \\ \mathbf{x}_{Tik} &= (\mathbf{A}^\top \mathbf{A} + \lambda \mathbf{I})^{-1} \mathbf{A}^\top \mathbf{b} = \mathbf{V} ((\mathbf{S} + \lambda \mathbf{I})^{-1} \boldsymbol{\Sigma}) \mathbf{U}^\top \mathbf{b}, \end{aligned} \quad (14.3)$$

where the main diagonals of $(\mathbf{S}^{-1} \boldsymbol{\Sigma})$ are $\text{diag}(\frac{1}{\sigma_1}, \frac{1}{\sigma_2}, \dots, \frac{1}{\sigma_n})$; and the main diagonals of $((\mathbf{S} + \lambda \mathbf{I})^{-1} \boldsymbol{\Sigma})$ are $\text{diag}(\frac{\sigma_1}{\sigma_1^2 + \lambda}, \frac{\sigma_2}{\sigma_2^2 + \lambda}, \dots, \frac{\sigma_n}{\sigma_n^2 + \lambda})$. The latter solution is more stable if λ is greater than the smallest nonzero squared singular value. The condition number, which measures the sensitivity of the problem to perturbations, becomes smaller if the smallest singular value σ_n is close to zero:

$$\kappa(\mathbf{A}^\top \mathbf{A}) = \frac{\sigma_1^2}{\sigma_n^2} \quad \rightarrow \quad \kappa(\mathbf{A}^\top \mathbf{A} + \lambda \mathbf{I}) = \frac{\lambda + \sigma_1^2}{\lambda + \sigma_n^2}.$$

Tikhonov regularization effectively prevents divergence in the least squares solution $\mathbf{x}_{LS} = (\mathbf{A}^\top \mathbf{A})^{-1} \mathbf{A}^\top \mathbf{b}$ when the matrix \mathbf{A} is nearly singular or even rank-deficient. This improvement enhances the convergence properties of both the LS algorithm and its variants, such as alternating least squares, while addressing identifiability issues in various settings (see Section 14.3). As a result, Tikhonov regularization has become a widely applied technique.

Data least squares. While the OLS method accounts for errors in the response variable \mathbf{b} , the *data least squares (DLS)* method considers errors in the predictor variables:

$$\mathbf{x}_{DLS} = \arg \min_{\mathbf{x}, \tilde{\mathbf{A}}} \left\| \tilde{\mathbf{A}} \right\|_F^2, \quad \text{s.t.} \quad \mathbf{b} \in \mathcal{C}(\mathbf{A} + \tilde{\mathbf{A}}), \quad (14.4)$$

where $\tilde{\mathbf{A}}$ represents a perturbation of \mathbf{A} (i.e., a noise in the predictor variables). That is, $(\mathbf{A} + \tilde{\mathbf{A}})\mathbf{x}_{DLS} = \mathbf{b}$, assuming the measured response \mathbf{b} is noise-free. The Lagrangian function and its gradient w.r.t. \mathbf{x} are, respectively, given by

$$\begin{aligned} L(\mathbf{x}, \tilde{\mathbf{A}}, \boldsymbol{\lambda}) &= \text{tr}(\tilde{\mathbf{A}} \tilde{\mathbf{A}}^\top) + \boldsymbol{\lambda}^\top (\mathbf{A} \mathbf{x} + \tilde{\mathbf{A}} \mathbf{x} - \mathbf{b}); \\ \nabla_{\tilde{\mathbf{A}}} L(\mathbf{x}, \tilde{\mathbf{A}}, \boldsymbol{\lambda}) &= \tilde{\mathbf{A}} + \boldsymbol{\lambda} \mathbf{x}^\top = \mathbf{0} \quad \implies \quad \tilde{\mathbf{A}} = -\boldsymbol{\lambda} \mathbf{x}^\top, \end{aligned}$$

where $\boldsymbol{\lambda} \in \mathbb{R}^m$ is a vector of Lagrange multipliers. Substituting the value of the vanishing gradient into $(\mathbf{A} + \tilde{\mathbf{A}})\mathbf{x} = \mathbf{b}$ yields $\boldsymbol{\lambda} = \frac{\mathbf{A} \mathbf{x} - \mathbf{b}}{\mathbf{x}^\top \mathbf{x}}$ and $\tilde{\mathbf{A}} = -\frac{(\mathbf{A} \mathbf{x} - \mathbf{b}) \mathbf{x}^\top}{\mathbf{x}^\top \mathbf{x}}$. Therefore, using the invariance of cyclic permutation of factors in trace, the objective function becomes

$$\arg \min_{\mathbf{x}} \frac{(\mathbf{A} \mathbf{x} - \mathbf{b})^\top (\mathbf{A} \mathbf{x} - \mathbf{b})}{\mathbf{x}^\top \mathbf{x}}.$$

Total least squares. Similar to data least squares, the *total least squares (TLS)* method accounts for errors in both the predictor variables and the response variables. The TLS problem can be formulated as:

$$\mathbf{x}_{TLS} = \arg \min_{\mathbf{x}, \tilde{\mathbf{A}}, \tilde{\mathbf{b}}} \left\| [\tilde{\mathbf{A}}, \tilde{\mathbf{b}}] \right\|_F^2, \quad \text{s.t.} \quad (\mathbf{b} + \tilde{\mathbf{b}}) \in \mathcal{C}(\mathbf{A} + \tilde{\mathbf{A}}), \quad (14.5)$$

where $\tilde{\mathbf{A}}$ and $\tilde{\mathbf{b}}$ are perturbations in the predictor variables and the response variable, respectively. To simplify, define $\mathbf{C} = [\mathbf{A}, \mathbf{b}] \in \mathbb{R}^{m \times (n+1)}$, $\mathbf{D} = [\tilde{\mathbf{A}}, \tilde{\mathbf{b}}] \in \mathbb{R}^{m \times (n+1)}$, and $\mathbf{y} \in \begin{bmatrix} \mathbf{x} \\ -1 \end{bmatrix}$, the problem can be equivalently stated as

$$\mathbf{x}_{TLS} = \arg \min_{\mathbf{y}, \mathbf{D}} \|\mathbf{D}\|_F^2, \quad \text{s.t.} \quad \mathbf{D}\mathbf{y} = -\mathbf{C}\mathbf{y}, \quad (14.6)$$

14.2. Netflix Recommender and Matrix Factorization

The rapid advancements in sensor technology and computer hardware have led to an explosion of data, presenting new challenges for data analysis. This data is often vast, noisy, and distorted, necessitating pre-processing to enable effective deductive science. For instance, signals captured by antenna arrays are frequently contaminated by noise and other degradations. To analyze such data effectively, it is essential to reconstruct or represent it in a manner that reduces inaccuracies while adhering to feasibility conditions.

In many cases, data collected from complex systems arises from multiple interrelated variables acting in unison. When these variables are not well-defined, the original data can exhibit overlapping and unclear information. By constructing a reduced system model, it is possible to achieve a level of accuracy comparable to that of the original system. A common approach to noise reduction, model simplification, data compression, and reconstruction is to replace the original data with a lower-dimensional representation derived via subspace approximation. As a result, *low-rank matrix approximations (LRMA)* or *low-rank matrix decompositions* are integral to numerous applications, such as data compression, feature selection, and noise filtering.³

Low-rank matrix decomposition is a powerful tool in machine learning and data mining for expressing a given matrix as the product of two or more matrices with lower dimensions. It captures the essential structure of a matrix while filtering out noise and redundancies. Common methods for low-rank matrix decomposition include singular value decomposition (SVD), principal component analysis (PCA), multiplicative update nonnegative matrix factorization (NMF), and the alternating least squares (ALS) approach, which will be introduced in this section.

For example, in the Netflix Prize competition (Bennett et al., 2007), the goal is to predict the ratings of users for different movies, given the existing ratings (resp. interaction) of those users for other movies (resp. items). We index M movies with $m = 1, 2, \dots, M$ and N users with $n = 1, 2, \dots, N$. (In the matrix approximation context, lowercase letters e.g., m, n, k , are used for the subscripts in running indices, while uppercase letters M, N, K denote the upper bound of an index.) We denote the rating of the n -th user for the m -th movie by a_{mn} . Define \mathbf{A} as an $M \times N$ rating matrix (a *movie-by-user matrix*) with columns $\{\mathbf{a}_n\} \in \mathbb{R}^M$ containing ratings provided by the n -th user (also known as the *preference matrix*). Note that many ratings $\{a_{mn}\}$ are missing, and our goal is to predict these missing ratings accurately, i.e., to complete the matrix.

It is clear that without some inherent structure in the matrix, and consequently in the way users rate items, there would be no relationship between the observed and unobserved entries. This would mean there is no unique method to complete the matrix. Therefore, it

3. Strictly speaking, the term “approximation” usually refers to representing a matrix \mathbf{A} as $\mathbf{A} \approx \mathbf{W}\mathbf{Z}$, where \mathbf{W} and \mathbf{Z} are matrices whose product approximates \mathbf{A} . Conversely, the term “decomposition” typically implies that \mathbf{A} is exactly represented as $\mathbf{A} = \mathbf{W}\mathbf{Z}$. In this context, however, we use the terms approximation and decomposition interchangeably to refer to both exact and approximate matrix representations.

is crucial to impose some structure on the matrix. A common structural assumption is that of low rank: we aim to fill in the missing entries of matrix \mathbf{A} , assuming \mathbf{A} is a low-rank matrix. This assumption makes the problem well-posed and allows for a unique solution, as the low-rank structure connects the entries of the matrix (i.e., a *matrix completion* problem). Consequently, the unobserved entries can no longer be independent of the observed values.

⁴ It is important to note that, except for very special data structures, a matrix cannot be compressed/decomposed without incurring some compression error, since a low-rank matrix representation is only an approximation of the original matrix. This procedure, often known as *collaborative filtering*, seeks to exploit co-occurring patterns in the observed behaviors across users in order to predict future behaviors of users.

Consider the mask matrix $\mathbf{M} \in \{0,1\}^{M \times N}$, where $m_{mn} \in \{0,1\}$ indicates whether user n has rated movie m or not. Then the low-rank matrix completion problem can be formulated as

$$\tilde{\mathbf{A}} = \arg \min_{\mathbf{X} \in \mathbb{R}^{M \times N}} \sum_{m,n=1}^{M,N} (x_{mn} - a_{mn})^2 \cdot m_{mn} \quad \text{s.t.} \quad \text{rank}(\mathbf{X}) \leq K. \quad (14.7)$$

However, this problem is NP-hard (non-deterministic polynomial) (Hardt et al., 2014). While it can be equivalently written (proof from singular value decomposition) in the following unconstrained form:

$$\tilde{\mathbf{A}} = \tilde{\mathbf{W}}\tilde{\mathbf{Z}} = \arg \min_{\substack{\mathbf{W} \in \mathbb{R}^{M \times K} \\ \mathbf{Z} \in \mathbb{R}^{K \times N}}} \sum_{m,n=1}^{M,N} ((\mathbf{W}\mathbf{Z})_{mn} - a_{mn})^2 \cdot m_{mn}, \quad (14.8)$$

which allows for indirect solution or approximation using alternate algorithms.

We then formally consider algorithms for solving the following problem: The matrix \mathbf{A} is approximately factorized into an $M \times K$ matrix \mathbf{W} and a $K \times N$ matrix \mathbf{Z} . Typically, K is selected to be smaller than both M and N , ensuring that \mathbf{W} and \mathbf{Z} have reduced dimensions compared to the original matrix \mathbf{A} . This reduction in dimensionality results in a compressed version of the original data matrix. An appropriate decision on the value of K is critical in practice; but the choice of K is very often problem-dependent. The factorization is significant in the sense that if $\mathbf{A} = [\mathbf{a}_1, \mathbf{a}_2, \dots, \mathbf{a}_N]$ and $\mathbf{Z} = [\mathbf{z}_1, \mathbf{z}_2, \dots, \mathbf{z}_N]$ are the column partitions of \mathbf{A} and \mathbf{Z} , respectively, then we have $\mathbf{a}_n = \mathbf{W}\mathbf{z}_n$. This means each column \mathbf{a}_n is approximated by a linear combination of the columns of \mathbf{W} , weighted by the components in \mathbf{z}_n . Therefore, the columns of \mathbf{W} can be thought of as containing the column basis (*template columns*, or the approximation of the column basis) of \mathbf{A} ; and \mathbf{z}_n indicates the coordinates (or *activations*) of \mathbf{a}_n in the basis \mathbf{W} . This concept is similar to the factorization methods discussed in the data interpretation part (Part III). The key difference is that we do not restrict \mathbf{W} to consist of exact columns from \mathbf{A} .

4. It is worth noting that the low-rank assumption can be quite strong. For example, consider a rank- r matrix $\mathbf{A} = \sum_{i=1}^r \mathbf{e}_i \tilde{\mathbf{e}}_i^T$, where \mathbf{e}_i and $\tilde{\mathbf{e}}_i$ are the standard bases for \mathbb{R}^M and \mathbb{R}^N , respectively. Such a matrix contains only r nonzero entries. In real-world recommendation systems, we typically observe only a small fraction of matrix entries, which introduces the possibility that some entries may never be observed. This poses a significant challenge for matrix completion, but this topic is beyond the scope of this book.

Algorithm 6 2-Block Coordinate Descent: Framework of Most ALS and NMF Algorithms

Require: A loss function for a variable with two blocks $\mathbf{X} = (\mathbf{W}, \mathbf{Z})$: $f(\mathbf{X}) = f(\mathbf{W}, \mathbf{Z})$, and data matrix \mathbf{A} ;

Ensure: Constraint on \mathbf{W} and \mathbf{Z} ;

- 1: Generate some initial matrices $\mathbf{W}^{(0)}$ and $\mathbf{Z}^{(0)}$;
- 2: **for** $t = 1, 2, \dots$ **do**
- 3: $\mathbf{W}^{(t)} \leftarrow \text{update}(\mathbf{A}, \mathbf{Z}^{(t-1)}, \mathbf{W}^{(t-1)})$;
- 4: $\mathbf{Z}^{(t)} \leftarrow \text{update}(\mathbf{A}, \mathbf{W}^{(t)T}, \mathbf{Z}^{(t-1)T})$;
- 5: **end for**

However, in most cases, the resulting factorization problem has no exact solution, thus requiring optimization procedures to find suitable numerical approximations. The problem is usually solved using a *two-block coordinate descent (2-BCD)* approach (see Algorithm 6 for a general illustration). In order to obtain the approximation $\mathbf{A} \approx \mathbf{W}\mathbf{Z}$, we must establish a loss function such that the distance between \mathbf{A} and $\mathbf{W}\mathbf{Z}$ can be measured. In our discussion, the chosen loss function is the Frobenius norm (a.k.a., the Euclidean distance, Definition 13.21) between two matrices, which vanishes to zero if $\mathbf{A} = \mathbf{W}\mathbf{Z}$, and its advantages will become evident shortly.

To simplify the problem, let's first assume that there are no missing ratings. We project data vectors $\mathbf{a}_n \in \mathbb{R}^M$ into a lower dimension $\mathbf{z}_n \in \mathbb{R}^K$ with $K < \min\{M, N\}$ in a way that the *reconstruction error* (a.k.a., *criterion function*, *objective function*, *cost function*, or *loss function*) as measured by the Frobenius norm (a.k.a., sum of squared loss) is minimized (assume K is known):

$$L(\mathbf{W}, \mathbf{Z}) = D(\mathbf{A}, \mathbf{W}\mathbf{Z}) = \frac{1}{2} \sum_{n=1}^N \sum_{m=1}^M \left(a_{mn} - \mathbf{w}_m^\top \mathbf{z}_n \right)^2 = \frac{1}{2} \|\mathbf{W}\mathbf{Z} - \mathbf{A}\|_F^2, \quad 5 \quad (14.9)$$

where $\mathbf{W} = [\mathbf{w}_1^\top; \mathbf{w}_2^\top; \dots; \mathbf{w}_M^\top] \in \mathbb{R}^{M \times K}$ and $\mathbf{Z} = [\mathbf{z}_1, \mathbf{z}_2, \dots, \mathbf{z}_N] \in \mathbb{R}^{K \times N}$ contain \mathbf{w}_m 's and \mathbf{z}_n 's as **rows and columns**, respectively. In (14.9), $L(\mathbf{W}, \mathbf{Z})$ indicates it is a loss function w.r.t. \mathbf{W} and \mathbf{Z} , and $D(\mathbf{A}, \mathbf{W}\mathbf{Z})$ implies it is a distance/divergence⁶ between \mathbf{A} and $\mathbf{W}\mathbf{Z}$ (we will use the two terms interchangeably when necessary).

Moreover, the loss function $L(\mathbf{W}, \mathbf{Z}) = \frac{1}{2} \|\mathbf{W}\mathbf{Z} - \mathbf{A}\|_F^2$ demonstrates convexity concerning \mathbf{Z} when \mathbf{W} is held constant, and analogously, with respect to \mathbf{W} when \mathbf{Z} is fixed. This characteristic motivates the alternate algorithm that alternately fixes one of the variables and optimizes over the other. Therefore, we can first minimize the loss with respect to \mathbf{Z} while keeping \mathbf{W} fixed, and subsequently minimize it with respect to \mathbf{W} with \mathbf{Z} fixed. This leads to two optimization problems, denoted by ALS1 and ALS2, respectively:

$$\left\{ \begin{array}{l} \mathbf{Z} \leftarrow \arg \min_{\mathbf{Z}} L(\mathbf{W}, \mathbf{Z}); \quad (\text{ALS1}) \\ \mathbf{W} \leftarrow \arg \min_{\mathbf{W}} L(\mathbf{W}, \mathbf{Z}). \quad (\text{ALS2}) \end{array} \right.$$

5. Note that we include a scaling factor of $\frac{1}{2}$ for easier discussion of gradients. Minimizing over $\frac{1}{2} \|\mathbf{W}\mathbf{Z} - \mathbf{A}\|_F^2$ is equivalent to minimizing over $\|\mathbf{W}\mathbf{Z} - \mathbf{A}\|_F^2$ or $\|\mathbf{W}\mathbf{Z} - \mathbf{A}\|_F$. The choice of the Frobenius norm assumes i.i.d. Gaussian noise on the data ($\mathbf{A} = \mathbf{W}\mathbf{Z} + \mathbf{N}$, where each entry of \mathbf{N} follows i.i.d. Gaussian noise) and leads to a smooth optimization via least squares. When the loss is measured by the ℓ_1 matrix norm, one obtains a robust low-rank matrix factorization; and the noise is assumed i.i.d. Laplace. See Lu (2021c) for more details.

6. In words, the *distance* $D(\mathbf{E}, \mathbf{F})$ indicates $D(\mathbf{E}, \mathbf{F}) = D(\mathbf{F}, \mathbf{E}) \geq 0$ and the equality holds if and only if $\mathbf{E} = \mathbf{F}$; while the *divergence* holds that $D(\mathbf{E}, \mathbf{F}) \neq D(\mathbf{F}, \mathbf{E}) \geq 0$ and the equality holds if and only if $\mathbf{E} = \mathbf{F}$.

This is known as the *two-block coordinate descent (2-BCD) algorithm* as mentioned previously, where we alternate between optimizing the least squares with respect to \mathbf{W} and \mathbf{Z} . Hence, it is also called the *alternating least squares (ALS) algorithm* (Comon et al., 2009; Takács and Tikk, 2012; Giampouras et al., 2018). Convergence is guaranteed if the loss function $L(\mathbf{W}, \mathbf{Z})$ decreases at each iteration, and we shall discuss this further in the sequel.

Remark 14.5 (Convexity and Global Minimum). Although the loss function defined by the Frobenius norm $\frac{1}{2} \|\mathbf{W}\mathbf{Z} - \mathbf{A}\|_F^2$ is convex either with respect to \mathbf{W} when \mathbf{Z} is fixed or vice versa (called *marginally convex*), it is not *jointly convex* in both variables simultaneously. Therefore, locating the global minimum is infeasible. However, the convergence is assured to find local minima.

More generally, let $D(\mathbf{A}, \mathbf{B})$ be convex in the second argument \mathbf{B} . Then, $D(\mathbf{A}, \mathbf{W}\mathbf{Z})$ is convex in \mathbf{W} for \mathbf{Z} fixed and vice versa; see Problem 14.5.

Given \mathbf{W} , Optimizing \mathbf{Z}

Now, let's examine the problem of $\mathbf{Z} \leftarrow \arg \min_{\mathbf{Z}} L(\mathbf{W}, \mathbf{Z})$. When there exists a unique minimum of the loss function $L(\mathbf{W}, \mathbf{Z})$ with respect to \mathbf{Z} , we refer to it as the *least squares minimizer* of $\arg \min_{\mathbf{Z}} L(\mathbf{W}, \mathbf{Z})$. With \mathbf{W} fixed, $L(\mathbf{W}, \mathbf{Z})$ can be represented as $L(\mathbf{Z}|\mathbf{W})$ (or more compactly, as $L(\mathbf{Z})$) to emphasize the dependence on \mathbf{Z} :

$$2L(\mathbf{Z}|\mathbf{W}) = \|\mathbf{W}\mathbf{Z} - \mathbf{A}\|_F^2 = \|\mathbf{W}[\mathbf{z}_1, \mathbf{z}_2, \dots, \mathbf{z}_N] - [\mathbf{a}_1, \mathbf{a}_2, \dots, \mathbf{a}_N]\|_F^2 = \left\| \begin{bmatrix} \mathbf{W}\mathbf{z}_1 - \mathbf{a}_1 \\ \mathbf{W}\mathbf{z}_2 - \mathbf{a}_2 \\ \vdots \\ \mathbf{W}\mathbf{z}_N - \mathbf{a}_N \end{bmatrix} \right\|_F^2.$$

Now, if we define

$$\widetilde{\mathbf{W}} = \begin{bmatrix} \mathbf{W} & \mathbf{0} & \dots & \mathbf{0} \\ \mathbf{0} & \mathbf{W} & \dots & \mathbf{0} \\ \vdots & \vdots & \ddots & \vdots \\ \mathbf{0} & \mathbf{0} & \dots & \mathbf{W} \end{bmatrix} \in \mathbb{R}^{MN \times KN}, \quad \widetilde{\mathbf{z}} = \begin{bmatrix} \mathbf{z}_1 \\ \mathbf{z}_2 \\ \vdots \\ \mathbf{z}_N \end{bmatrix} \in \mathbb{R}^{KN}, \quad \widetilde{\mathbf{a}} = \begin{bmatrix} \mathbf{a}_1 \\ \mathbf{a}_2 \\ \vdots \\ \mathbf{a}_N \end{bmatrix} \in \mathbb{R}^{MN},$$

then the (ALS1) problem can be reduced to the ordinary least squares problem for minimizing $\|\widetilde{\mathbf{W}}\widetilde{\mathbf{z}} - \widetilde{\mathbf{a}}\|_2^2$ with respect to $\widetilde{\mathbf{z}}$. And the solution is given by $\widetilde{\mathbf{z}} = (\widetilde{\mathbf{W}}^\top \widetilde{\mathbf{W}})^{-1} \widetilde{\mathbf{W}}^\top \widetilde{\mathbf{a}}$. However, it is not advisable to obtain the result using this approach, as computing the inverse of $\widetilde{\mathbf{W}}^\top \widetilde{\mathbf{W}}$ requires $2(KN)^3$ flops (Lu, 2021c). Alternatively, a more direct way to solve the (ALS1) problem is to find the gradient of $L(\mathbf{Z}|\mathbf{W})$ with respect to \mathbf{Z} (assuming all partial derivatives of this function exist):

$$\nabla_{\mathbf{Z}} L(\mathbf{Z}|\mathbf{W}) = \frac{1}{2} \frac{\partial \operatorname{tr}((\mathbf{W}\mathbf{Z} - \mathbf{A})(\mathbf{W}\mathbf{Z} - \mathbf{A})^\top)}{\partial \mathbf{Z}} \stackrel{\star}{=} \mathbf{W}^\top (\mathbf{W}\mathbf{Z} - \mathbf{A}) \in \mathbb{R}^{K \times N}, \quad (14.10)$$

where the first equality arises from the definition of the Frobenius norm (Definition 13.21) such that $\|\mathbf{A}\|_F = \sqrt{\sum_{m=1, n=1}^{M, N} (a_{mn})^2} = \sqrt{\operatorname{tr}(\mathbf{A}\mathbf{A}^\top)}$, and equality (\star) is a consequence of the fact that $\frac{\partial \operatorname{tr}(\mathbf{A}\mathbf{A}^\top)}{\partial \mathbf{A}} = 2\mathbf{A}$. When the loss function is a differentiable function of \mathbf{Z} , we can determine the least squares solution using differential calculus. Since we optimize over an open set $\mathbb{R}^{K \times N}$, any minimum of the function $L(\mathbf{Z}|\mathbf{W})$ must satisfy the condition:

$$\nabla_{\mathbf{Z}} L(\mathbf{Z}|\mathbf{W}) = \mathbf{0}.$$

By finding the root of the equation above, we obtain the “candidate” update for \mathbf{Z} that finds the minimizer of $L(\mathbf{Z}|\mathbf{W})$:

$$\text{ (“Candidate” update for } \mathbf{Z}\text{)} : \quad \mathbf{Z} = (\mathbf{W}^\top \mathbf{W})^{-1} \mathbf{W}^\top \mathbf{A} \leftarrow \arg \min_{\mathbf{Z}} L(\mathbf{Z}|\mathbf{W}). \quad (14.11)$$

This computation requires $2K^3$ flops to compute the inverse of $\mathbf{W}^\top \mathbf{W}$, compared to $2(KN)^3$ flops to get the inverse of $\widetilde{\mathbf{W}}^\top \widetilde{\mathbf{W}}$. Prior to confirming that a root of the equation above is indeed a minimizer (as opposed to a maximizer, hence the term “candidate” update), it is imperative to establish the convexity of the function. For a twice continuously differentiable function, this verification can be equivalently achieved by confirming (see Problem 14.16 for more details):

$$\nabla_{\mathbf{Z}}^2 L(\mathbf{Z}|\mathbf{W}) \succ \mathbf{0}. \quad 7$$

That is, the Hessian matrix is positive definite (Definition 2.2; see, for example, Beck (2014)). To demonstrate this, we explicitly express the Hessian matrix as

$$\nabla_{\mathbf{Z}}^2 L(\mathbf{Z}|\mathbf{W}) = \widetilde{\mathbf{W}}^\top \widetilde{\mathbf{W}} \in \mathbb{R}^{KN \times KN}, \quad 8 \quad (14.12)$$

which maintains full rank if $\mathbf{W} \in \mathbb{R}^{M \times K}$ has full rank and $K < M$ (Lemma 13.3).

Remark 14.6 (Positive Definite Hessian if \mathbf{W} Has Full Rank). We claim that if $\mathbf{W} \in \mathbb{R}^{M \times K}$ has full rank K with $K < M$, then $\nabla_{\mathbf{Z}}^2 L(\mathbf{Z}|\mathbf{W})$ is positive definite. This can be demonstrated by confirming that when \mathbf{W} has full rank, the equation $\mathbf{W}\mathbf{x} = \mathbf{0}$ holds true only when $\mathbf{x} = \mathbf{0}$, since the null space of \mathbf{W} has a dimension of 0. Therefore,

$$\mathbf{x}^\top (\mathbf{W}^\top \mathbf{W}) \mathbf{x} > 0, \quad \text{for any nonzero vector } \mathbf{x} \in \mathbb{R}^K.$$

And this in turn implies $\widetilde{\mathbf{W}}^\top \widetilde{\mathbf{W}} \succ \mathbf{0}$.

Now, the problem becomes **whether \mathbf{W} has full rank so that the Hessian of $L(\mathbf{Z}|\mathbf{W})$ is positive definite**; otherwise, we cannot claim the update of \mathbf{Z} in Equation (14.11) reduces the loss (due to convexity) so that the matrix decomposition progressively improves the approximation of the original matrix \mathbf{A} by $\mathbf{W}\mathbf{Z}$ in each iteration. We will address the positive definiteness of the Hessian matrix shortly, relying on the following lemma.

Lemma 14.7: (Rank of \mathbf{Z} after Updating) Suppose $\mathbf{A} \in \mathbb{R}^{M \times N}$ has full rank with $M \leq N$ and $\mathbf{W} \in \mathbb{R}^{M \times K}$ has full rank with $K < M$ (i.e., $K < M \leq N$). Then the update of $\mathbf{Z} = (\mathbf{W}^\top \mathbf{W})^{-1} \mathbf{W}^\top \mathbf{A} \in \mathbb{R}^{K \times N}$ in Equation (14.11) has full rank.

Proof [of Lemma 14.7] Since $\mathbf{W}^\top \mathbf{W} \in \mathbb{R}^{K \times K}$ has full rank if \mathbf{W} has full rank (Lemma 13.3), it follows that $(\mathbf{W}^\top \mathbf{W})^{-1}$ has full rank.

7. In short, a twice continuously differentiable function f over an open convex set \mathbb{S} is called *convex* if and only if $\nabla^2 f(\mathbf{x}) \succeq \mathbf{0}$ for any $\mathbf{x} \in \mathbb{S}$ (sufficient and necessary for convex); and called *strictly convex* if $\nabla^2 f(\mathbf{x}) \succ \mathbf{0}$ for any $\mathbf{x} \in \mathbb{S}$ (only sufficient for strictly convex, e.g., $f(x) = x^6$ is strictly convex, but $f''(x) = 30x^4$ is equal to zero at $x = 0$). And when the convex function f is a continuously differentiable function over a convex set \mathbb{S} , the stationary point $\nabla f(\mathbf{x}^*) = \mathbf{0}$ of $\mathbf{x}^* \in \mathbb{S}$ is a *global minimizer* of f over \mathbb{S} . In our context, when given \mathbf{W} and updating \mathbf{Z} , the function is defined over the entire space $\mathbb{R}^{K \times N}$.
8. A block-diagonal matrix whose block matrix on the diagonal is $\mathbf{W}^\top \mathbf{W}$. And it can be equivalently denoted as $\nabla_{\mathbf{Z}}^2 L(\mathbf{Z}|\mathbf{W}) = \text{diag}(\mathbf{W}, \mathbf{W}, \dots, \mathbf{W})^\top \text{diag}(\mathbf{W}, \mathbf{W}, \dots, \mathbf{W})$. Using the Kronecker product “ \otimes ”, this can be equivalently written as $\nabla_{\mathbf{Z}}^2 L(\mathbf{Z}|\mathbf{W}) = \mathbf{I}_N \otimes (\mathbf{W}^\top \mathbf{W})$, where \mathbf{I}_N is the $N \times N$ identity matrix.

Suppose $\mathbf{W}^\top \mathbf{x} = \mathbf{0}$. This implies that $(\mathbf{W}^\top \mathbf{W})^{-1} \mathbf{W}^\top \mathbf{x} = \mathbf{0}$. Thus, the following two null spaces satisfy: $\mathcal{N}(\mathbf{W}^\top) \subseteq \mathcal{N}((\mathbf{W}^\top \mathbf{W})^{-1} \mathbf{W}^\top)$. Moreover, suppose \mathbf{x} lies in the null space of $(\mathbf{W}^\top \mathbf{W})^{-1} \mathbf{W}^\top$ such that $(\mathbf{W}^\top \mathbf{W})^{-1} \mathbf{W}^\top \mathbf{x} = \mathbf{0}$. And since $(\mathbf{W}^\top \mathbf{W})^{-1}$ is invertible, it implies $\mathbf{W}^\top \mathbf{x} = (\mathbf{W}^\top \mathbf{W}) \mathbf{0} = \mathbf{0}$, leading to $\mathcal{N}((\mathbf{W}^\top \mathbf{W})^{-1} \mathbf{W}^\top) \subseteq \mathcal{N}(\mathbf{W}^\top)$. Consequently, through “sandwiching,” it follows that

$$\mathcal{N}(\mathbf{W}^\top) = \mathcal{N}((\mathbf{W}^\top \mathbf{W})^{-1} \mathbf{W}^\top). \quad (14.13)$$

Therefore, $(\mathbf{W}^\top \mathbf{W})^{-1} \mathbf{W}^\top$ has full rank K . Let $\mathbf{T} = (\mathbf{W}^\top \mathbf{W})^{-1} \mathbf{W}^\top \in \mathbb{R}^{K \times M}$, and suppose $\mathbf{T}^\top \mathbf{x} = \mathbf{0}$. This implies $\mathbf{A}^\top \mathbf{T}^\top \mathbf{x} = \mathbf{0}$, yielding $\mathcal{N}(\mathbf{T}^\top) \subseteq \mathcal{N}(\mathbf{A}^\top \mathbf{T}^\top)$. Similarly, suppose $\mathbf{A}^\top (\mathbf{T}^\top \mathbf{x}) = \mathbf{0}$. Since \mathbf{A} has full rank with the dimension of the null space being 0: $\dim(\mathcal{N}(\mathbf{A}^\top)) = 0$, $(\mathbf{T}^\top \mathbf{x})$ must be zero. The claim follows since \mathbf{A} has full rank M with the row space of \mathbf{A}^\top being equal to the column space of \mathbf{A} , where $\dim(\mathcal{C}(\mathbf{A})) = M$ and $\dim(\mathcal{N}(\mathbf{A}^\top)) = M - \dim(\mathcal{C}(\mathbf{A})) = 0$. Consequently, \mathbf{x} is in the null space of \mathbf{T}^\top if \mathbf{x} is in the null space of $\mathbf{A}^\top \mathbf{T}^\top$: $\mathcal{N}(\mathbf{A}^\top \mathbf{T}^\top) \subseteq \mathcal{N}(\mathbf{T}^\top)$. By “sandwiching” again, we obtain

$$\mathcal{N}(\mathbf{T}^\top) = \mathcal{N}(\mathbf{A}^\top \mathbf{T}^\top). \quad (14.14)$$

Since \mathbf{T}^\top has full rank $K < M \leq N$, it follows that $\dim(\mathcal{N}(\mathbf{T}^\top)) = \dim(\mathcal{N}(\mathbf{A}^\top \mathbf{T}^\top)) = 0$. Therefore, $\mathbf{Z}^\top = \mathbf{A}^\top \mathbf{T}^\top$ has full rank K . We complete the proof. \blacksquare

Given \mathbf{Z} , Optimizing \mathbf{W}

The matrix factorization problem exhibits symmetry: $\mathbf{A} = \mathbf{W}\mathbf{Z}$ if and only if $\mathbf{A}^\top = \mathbf{Z}^\top \mathbf{W}^\top$ such that $D(\mathbf{A}, \mathbf{W}\mathbf{Z}) = D(\mathbf{A}^\top, \mathbf{Z}^\top \mathbf{W}^\top)$. The analysis of optimizing \mathbf{W} given \mathbf{Z} directly follows from the previously discussed methodology. Below, we provide a brief outline of the results. With \mathbf{Z} fixed, $L(\mathbf{W}, \mathbf{Z})$ can be expressed as $L(\mathbf{W}|\mathbf{Z})$ (or more compactly, as $L(\mathbf{W})$) to emphasize the dependence on \mathbf{W} : $L(\mathbf{W}|\mathbf{Z}) = \frac{1}{2} \|\mathbf{W}\mathbf{Z} - \mathbf{A}\|_F^2$. To solve the optimization problem (ALS2) directly, we need to compute the gradient of $L(\mathbf{W}|\mathbf{Z})$ with respect to \mathbf{W} :

$$\nabla_{\mathbf{W}} L(\mathbf{W}|\mathbf{Z}) = \frac{1}{2} \frac{\partial \text{tr}((\mathbf{W}\mathbf{Z} - \mathbf{A})(\mathbf{W}\mathbf{Z} - \mathbf{A})^\top)}{\partial \mathbf{W}} = (\mathbf{W}\mathbf{Z} - \mathbf{A})\mathbf{Z}^\top \in \mathbb{R}^{M \times K}.$$

Similarly, the “candidate” update for \mathbf{W} can be obtained by identifying the root of the gradient $\nabla_{\mathbf{W}} L(\mathbf{W}|\mathbf{Z})$:

$$\text{ (“Candidate” update for } \mathbf{W} \text{) : } \quad \mathbf{W}^\top = (\mathbf{Z}\mathbf{Z}^\top)^{-1} \mathbf{Z}\mathbf{A}^\top \leftarrow \arg \min_{\mathbf{W}} L(\mathbf{W}|\mathbf{Z}). \quad (14.15)$$

Once more, we emphasize that the update is merely a “candidate” update. Further validation is necessary to ascertain the positive definiteness of the Hessian matrix. The Hessian matrix is obtained as follows:

$$\nabla_{\mathbf{W}}^2 L(\mathbf{W}|\mathbf{Z}) = \tilde{\mathbf{Z}} \tilde{\mathbf{Z}}^\top \in \mathbb{R}^{KM \times KM}, \quad (14.16)$$

where $\tilde{\mathbf{Z}} = \text{diag}(\mathbf{Z}, \mathbf{Z}, \dots, \mathbf{Z}) \in \mathbb{R}^{KM \times NM}$ is defined analogously to $\tilde{\mathbf{W}}$ in (14.12). Therefore, by similar analysis, if \mathbf{Z} has full rank with $K < N$, the Hessian matrix is positive definite.

In Lemma 14.7, we proved that \mathbf{Z} has full rank under certain conditions, ensuring that the Hessian matrix in Equation (14.16) is positive definite, and the update in Equation (14.15) exists. We now prove that \mathbf{W} also has full rank under certain conditions, such that the Hessian in Equation (14.12) is positive definite, and the update in Equation (14.11) exists.

Lemma 14.8: (Rank of \mathbf{W} after Updating) Suppose $\mathbf{A} \in \mathbb{R}^{M \times N}$ has full rank with $M \geq N$ and $\mathbf{Z} \in \mathbb{R}^{K \times N}$ has full rank with $K < N$ (i.e., $K < N \leq M$). Then the update of $\mathbf{W}^\top = (\mathbf{Z}\mathbf{Z}^\top)^{-1}\mathbf{Z}\mathbf{A}^\top$ in Equation (14.15) has full rank.

The proof of Lemma 14.8 is similar to that of Lemma 14.7, and we shall not repeat the details.

Key observation. Combining the observations in Lemma 14.7 and Lemma 14.8, as long as we initialize \mathbf{Z} and \mathbf{W} to have full rank, the updates in Equation (14.11) and Equation (14.15) are reasonable since the Hessians in Equation (14.12) and (14.16) are positive definite. Note that we need an additional condition to satisfy both Lemma 14.7 and Lemma 14.8: $M = N$, meaning there must be an equal number of movies and users. We will relax this condition in the next section through regularization. (Alternatively, Problems 14.1~14.3 relax this condition using pseudo-inverse.) We summarize the process in Algorithm 7. Since the loss $\frac{1}{2}\|\mathbf{A} - \mathbf{W}\mathbf{Z}\|_F^2$ in each iteration is monotonically nonincreasing and bounded below, it converges (Lu, 2021c; Gillis, 2020). In particular, $\nabla_{\mathbf{Z}}L(\mathbf{Z}|\mathbf{W}) = \mathbf{0}$ and $\nabla_{\mathbf{W}}L(\mathbf{W}|\mathbf{Z}) = \mathbf{0}$ when $iter \rightarrow \infty$.

Algorithm 7 Alternating Least Squares

Require: Matrix $\mathbf{A} \in \mathbb{R}^{M \times N}$ with $M = N$;
1: Initialize $\mathbf{W} \in \mathbb{R}^{M \times K}$, $\mathbf{Z} \in \mathbb{R}^{K \times N}$ with full rank and $K < M = N$;
2: Choose a stop criterion on the approximation error δ ;
3: Choose the maximal number of iterations C ;
4: $iter = 0$; ▷ Count for the number of iterations
5: **while** $\|\mathbf{A} - \mathbf{W}\mathbf{Z}\|_F > \delta$ and $iter < C$ **do**
6: $iter = iter + 1$;
7: $\mathbf{Z} \leftarrow (\mathbf{W}^\top \mathbf{W})^{-1} \mathbf{W}^\top \mathbf{A} \leftarrow \arg \min_{\mathbf{Z}} L(\mathbf{Z}|\mathbf{W})$;
8: $\mathbf{W}^\top \leftarrow (\mathbf{Z}\mathbf{Z}^\top)^{-1} \mathbf{Z}\mathbf{A}^\top \leftarrow \arg \min_{\mathbf{W}} L(\mathbf{W}|\mathbf{Z})$;
9: **end while**
10: Output \mathbf{W}, \mathbf{Z} ;

14.3. Regularization and Identifiability: Extension to General Matrices

Regularization is a machine learning technique employed to prevent overfitting and improve model generalization. Overfitting occurs when a model is overly complex and fits the training data too closely, resulting in poor performance on unseen data. To mitigate this issue, regularization introduces a constraint or a penalty term into the loss function used for model optimization, discouraging the development of overly complex models. This creates a trade-off between having a simple, generalizable model and fitting the training data well. Common types of regularization include ℓ_1 regularization, ℓ_2 regularization (Tikhonov regularization), and elastic net regularization (a combination of ℓ_1 and ℓ_2 regularizations). Regularization finds extensive applications in machine learning algorithms such as linear regression, logistic regression, and neural networks.

In the context of the alternating least squares problem, we can add an ℓ_2 regularization term to minimize the following loss:

$$L(\mathbf{W}, \mathbf{Z}) = \frac{1}{2} \|\mathbf{W}\mathbf{Z} - \mathbf{A}\|_F^2 + \frac{1}{2} \lambda_w \|\mathbf{W}\|_F^2 + \frac{1}{2} \lambda_z \|\mathbf{Z}\|_F^2, \quad \lambda_w > 0, \lambda_z > 0, \quad (14.17)$$

where the gradient with respect to \mathbf{Z} and \mathbf{W} are given, respectively, by

$$\begin{cases} \nabla_{\mathbf{Z}}L(\mathbf{Z}|\mathbf{W}) = \mathbf{W}^\top(\mathbf{W}\mathbf{Z} - \mathbf{A}) + \lambda_z\mathbf{Z} \in \mathbb{R}^{K \times N}; \\ \nabla_{\mathbf{W}}L(\mathbf{W}|\mathbf{Z}) = (\mathbf{W}\mathbf{Z} - \mathbf{A})\mathbf{Z}^\top + \lambda_w\mathbf{W} \in \mathbb{R}^{M \times K}. \end{cases} \quad (14.18)$$

The Hessian matrices are given, respectively, by

$$\begin{cases} \nabla_{\mathbf{Z}}^2L(\mathbf{Z}|\mathbf{W}) = \widetilde{\mathbf{W}}^\top\widetilde{\mathbf{W}} + \lambda_z\mathbf{I} \in \mathbb{R}^{KN \times KN}; \\ \nabla_{\mathbf{W}}^2L(\mathbf{W}|\mathbf{Z}) = \widetilde{\mathbf{Z}}\widetilde{\mathbf{Z}}^\top + \lambda_w\mathbf{I} \in \mathbb{R}^{KM \times KM}, \end{cases}$$

which are positive definite due to the perturbation by the regularization:

$$\begin{cases} \mathbf{x}^\top(\widetilde{\mathbf{W}}^\top\widetilde{\mathbf{W}} + \lambda_z\mathbf{I})\mathbf{x} = \underbrace{\mathbf{x}^\top\widetilde{\mathbf{W}}^\top\widetilde{\mathbf{W}}\mathbf{x}}_{\geq 0} + \lambda_z\|\mathbf{x}\|_2^2 > 0, & \text{for nonzero } \mathbf{x}; \\ \mathbf{x}^\top(\widetilde{\mathbf{Z}}\widetilde{\mathbf{Z}}^\top + \lambda_w\mathbf{I})\mathbf{x} = \underbrace{\mathbf{x}^\top\widetilde{\mathbf{Z}}\widetilde{\mathbf{Z}}^\top\mathbf{x}}_{\geq 0} + \lambda_w\|\mathbf{x}\|_2^2 > 0, & \text{for nonzero } \mathbf{x}. \end{cases}$$

The regularization ensures that the Hessian matrices remain positive definite, even if \mathbf{W} and \mathbf{Z} are rank-deficient. Consequently, matrix decomposition can be extended to any matrix, regardless of whether $M > N$ or $M < N$. In rare cases, K even can be chosen as $K > \max\{M, N\}$ to obtain a *high-rank approximation* of \mathbf{A} . However, in most scenarios, we aim to find a *low-rank approximation* of \mathbf{A} with $K < \min\{M, N\}$. For example, ALS can be employed to discover low-rank neural networks, reducing memory usage of neural networks while improving performance (Lu, 2021c). Therefore, the minimizers can be determined by identifying the roots of the gradients:

$$\mathbf{Z} = (\mathbf{W}^\top\mathbf{W} + \lambda_z\mathbf{I})^{-1}\mathbf{W}^\top\mathbf{A} \quad \text{and} \quad \mathbf{W}^\top = (\mathbf{Z}\mathbf{Z}^\top + \lambda_w\mathbf{I})^{-1}\mathbf{Z}\mathbf{A}^\top. \quad (14.19)$$

The regularization parameters $\lambda_z, \lambda_w \in \mathbb{R}_{++}$ are used to balance the trade-off between the accuracy of the approximation and the smoothness of the computed solution. The selection of these parameters is typically problem-dependent and can be determined through *cross-validation* (CS). Again, we summarize the process in Algorithm 8. We will also introduce the *alternating direction methods of multipliers (ADMM)* for solving matrix factorization problems with ℓ_2 or ℓ_1 regularization in Section 15.5, where the method can be extended to other regularizations and constraints, such as nonnegative constraints.

The ℓ_2 (or ℓ_1) regularizations can be applied to generalize the ALS problem to general matrices. However, we will consider the missing entries in the following sections, thus the problem becomes a matrix completion formulation. In this sense, the ℓ_1 and ℓ_2 regularizations are not the only applicable regularizations; for example, the *nuclear norm*⁹ of $\mathbf{W}\mathbf{Z}$ (the sum of singular values of the matrix) can be applied, for which the *Soft-Impute for matrix completion* algorithm guarantees the recovery of the matrix when the number of observed entries z satisfies $z \geq Crn \log n$, where the underlying matrix \mathbf{A} is of size $\mathbb{R}^{n \times n}$ and $C > 0$ is a fixed universal constant (Gross, 2011; Hastie et al., 2015). However, the ℓ_2 regularization on \mathbf{W} and \mathbf{Z} can somehow be reformulated into the nuclear norm form (see Problem 14.19).

9. Also called the *Schatten 1-norm* or *trace norm*.

Algorithm 8 Alternating Least Squares with Regularization

Require: Matrix $\mathbf{A} \in \mathbb{R}^{M \times N}$;

- 1: Initialize $\mathbf{W} \in \mathbb{R}^{M \times K}$, $\mathbf{Z} \in \mathbb{R}^{K \times N}$ randomly without condition on the rank and the relationship between M, N, K ;
- 2: Choose a stop criterion on the approximation error δ ;
- 3: Choose regularization parameters λ_w, λ_z ;
- 4: Choose the maximal number of iterations C ;
- 5: $iter = 0$; ▷ Count for the number of iterations
- 6: **while** $\|\mathbf{A} - \mathbf{W}\mathbf{Z}\|_F > \delta$ and $iter < C$ **do**
- 7: $iter = iter + 1$;
- 8: $\mathbf{Z} \leftarrow (\mathbf{W}^\top \mathbf{W} + \lambda_z \mathbf{I})^{-1} \mathbf{W}^\top \mathbf{A} \leftarrow \arg \min_{\mathbf{Z}} L(\mathbf{Z} | \mathbf{W})$;
- 9: $\mathbf{W}^\top \leftarrow (\mathbf{Z}\mathbf{Z}^\top + \lambda_w \mathbf{I})^{-1} \mathbf{Z}\mathbf{A}^\top \leftarrow \arg \min_{\mathbf{W}} L(\mathbf{W} | \mathbf{Z})$;
- 10: **end while**
- 11: Output \mathbf{W}, \mathbf{Z} ;

Regularization as constraints and identifiability. Regularization terms, such as $\lambda_w \|\mathbf{W}\|_F^2$ in (14.17), can be interpreted as constraints $\|\mathbf{W}\|_F \leq C$, where C is a constant, via Lagrangian multipliers (see, for example, Boyd et al. (2004)). Different constraints can be placed on the factors \mathbf{W} and \mathbf{Z} . For example, the nonnegative constraint discussed in Chapter 15 and the sparsity constraint discussed in Section 14.7. Moreover, the two matrices $\mathbf{W} \in \mathbb{R}^{M \times K}$ and $\mathbf{Z} \in \mathbb{R}^{K \times N}$ have $(M + N)K$ degrees of freedom. However, due to the scaling degree of freedom of the columns of \mathbf{W} and rows of \mathbf{Z} in $\mathbf{A} = \mathbf{W}\mathbf{Z}$, the factorization $\mathbf{W}\mathbf{Z}$ has $(M + N - 1)K$ degrees of freedom: $\mathbf{W}[:, k]\mathbf{Z}[k, :] = (\gamma \mathbf{W}[:, k])(\frac{1}{\gamma} \mathbf{Z}[k, :])$ for any scalar $\gamma \neq 0$ and $k \in \{1, 2, \dots, K\}$. Therefore, the factorization is not identifiable. Regularization helps reduce overfitting and addresses the issue of identifiability by incorporating prior information through regularizations/constraints.

14.4. Missing Entries and Rank-One Update

Since matrix decomposition via ALS is extensively used in the context of Netflix recommender data, where a substantial number of entries are missing due to users not having watched certain movies or choosing not to rate them for various reasons. In this scenario, the low-rank matrix decomposition problem is also known as *matrix completion* that can help recover unobserved entries (Jain et al., 2017). To address this, we can introduce an additional mask matrix $\mathbf{M} \in \{0, 1\}^{M \times N}$, where $m_{mn} \in \{0, 1\}$ indicates whether user n has rated movie m or not. Therefore, the loss function can be defined as

$$L(\mathbf{W}, \mathbf{Z}) = \frac{1}{2} \|\mathbf{M} \circledast \mathbf{A} - \mathbf{M} \circledast (\mathbf{W}\mathbf{Z})\|_F^2,$$

where \circledast represents the *Hadamard product* between matrices. The above formulation concisely expresses our goal of finding a completion of the ratings matrix that is both of low rank and consistent with observed user ratings. To find the solution to this problem, we decompose the updates in Equation (14.19) into:

$$\begin{cases} \mathbf{z}_n = (\mathbf{W}^\top \mathbf{W} + \lambda_z \mathbf{I})^{-1} \mathbf{W}^\top \mathbf{a}_n, & \text{for } n \in \{1, 2, \dots, N\}; \\ \mathbf{w}_m = (\mathbf{Z}\mathbf{Z}^\top + \lambda_w \mathbf{I})^{-1} \mathbf{Z}\mathbf{b}_m, & \text{for } m \in \{1, 2, \dots, M\}, \end{cases} \quad (14.20)$$

where $\mathbf{Z} = [\mathbf{z}_1, \mathbf{z}_2, \dots, \mathbf{z}_N]$ and $\mathbf{A} = [\mathbf{a}_1, \mathbf{a}_2, \dots, \mathbf{a}_N]$ represent the column partitions of \mathbf{Z} and \mathbf{A} , respectively. Similarly, $\mathbf{W}^\top = [\mathbf{w}_1, \mathbf{w}_2, \dots, \mathbf{w}_M]$ and $\mathbf{A}^\top = [\mathbf{b}_1, \mathbf{b}_2, \dots, \mathbf{b}_M]$ are the

column partitions of \mathbf{W}^\top and \mathbf{A}^\top , respectively. This decomposition of the updates indicates the updates can be performed in a column-by-column fashion (the rank-one updates).

Given \mathbf{W} . Let $\mathbf{o}_n \in \{0, 1\}^M$ represent the movies rated by user n , where $o_{nm} = 1$ if user n has rated movie m , and $o_{nm} = 0$ otherwise. Then the n -th column of \mathbf{A} without missing entries can be denoted using the Matlab-style notation as $\mathbf{a}_n[\mathbf{o}_n]$. And we want to approximate the existing entries of the n -th column by $\mathbf{a}_n[\mathbf{o}_n] \approx \mathbf{W}[\mathbf{o}_n, :] \mathbf{z}_n$, which is indeed a rank-one least squares problem:

$$\mathbf{z}_n = \left(\mathbf{W}[\mathbf{o}_n, :]^\top \mathbf{W}[\mathbf{o}_n, :] + \lambda_z \mathbf{I} \right)^{-1} \mathbf{W}[\mathbf{o}_n, :]^\top \mathbf{a}_n[\mathbf{o}_n], \quad \text{for } n \in \{1, 2, \dots, N\}. \quad (14.21)$$

Moreover, the loss function with respect to \mathbf{z}_n and \mathbf{Z} can be described, respectively, by

$$L(\mathbf{z}_n | \mathbf{W}) = \sum_{m \in \mathbf{o}_n} \left(a_{mn} - \mathbf{w}_m^\top \mathbf{z}_n \right)^2 \quad \text{and} \quad L(\mathbf{Z} | \mathbf{W}) = \sum_{n=1}^N \sum_{m \in \mathbf{o}_n} \left(a_{mn} - \mathbf{w}_m^\top \mathbf{z}_n \right)^2.$$

Given \mathbf{Z} . Similarly, if $\mathbf{p}_m \in \{0, 1\}^N$ denotes the users who have rated movie m , with $p_{mn} = 1$ if movie m has been rated by user n , and $p_{mn} = 0$ otherwise. Then the m -th row of \mathbf{A} without missing entries can be denoted by the Matlab-style notation as $\mathbf{b}_m[\mathbf{p}_m]$. We want to approximate the existing entries of the m -th row by $\mathbf{b}_m[\mathbf{p}_m] \approx \mathbf{Z}[:, \mathbf{p}_m]^\top \mathbf{w}_m$,¹⁰ which is again a rank-one least squares problem:

$$\mathbf{w}_m = \left(\mathbf{Z}[:, \mathbf{p}_m] \mathbf{Z}[:, \mathbf{p}_m]^\top + \lambda_w \mathbf{I} \right)^{-1} \mathbf{Z}[:, \mathbf{p}_m] \mathbf{b}_m[\mathbf{p}_m], \quad \text{for } m \in \{1, 2, \dots, M\}. \quad (14.22)$$

Similarly, the loss function with respect to \mathbf{w}_m and \mathbf{W} can be described, respectively, by

$$L(\mathbf{w}_m | \mathbf{Z}) = \sum_{n \in \mathbf{p}_m} \left(a_{mn} - \mathbf{w}_m^\top \mathbf{z}_n \right)^2 \quad \text{and} \quad L(\mathbf{W} | \mathbf{Z}) = \sum_{m=1}^M \sum_{n \in \mathbf{p}_m} \left(a_{mn} - \mathbf{w}_m^\top \mathbf{z}_n \right)^2.$$

The procedure is once again presented in Algorithm 9. Other approaches, such as *singular value projection (SVP)*, also exist to address the matrix completion problem. At a high level, SVP is a type of projected gradient descent (PGD) method that updates iteratively via gradient descent, projecting the updated matrix into a low-rank form through singular value decomposition at each step. However, the alternating least squares approach generally outperforms SVP in the context of matrix completion, so we will not delve into SVP here. For more details, refer to Jain et al. (2017).

14.5. Vector Inner Product and Hidden Vectors

We have observed that the ALS algorithm seeks to find lower-dimensional matrices \mathbf{W} and \mathbf{Z} such that their product \mathbf{WZ} can approximate $\mathbf{A} \approx \mathbf{WZ}$ in terms of the squared loss: $\min_{\mathbf{W}, \mathbf{Z}} \sum_{n=1}^N \sum_{m=1}^M (a_{mn} - \mathbf{w}_m^\top \mathbf{z}_n)^2$, that is, each entry a_{mn} in \mathbf{A} can be approximated as the inner product of two vectors $\mathbf{w}_m^\top \mathbf{z}_n$. The geometric definition of the vector inner product is given by

$$\mathbf{w}_m^\top \mathbf{z}_n = \|\mathbf{w}_m\|_2 \cdot \|\mathbf{z}_n\|_2 \cos \theta,$$

where θ represents the angle between vectors \mathbf{w}_m and \mathbf{z}_n . Thus, if the vector norms of \mathbf{w}_m and \mathbf{z}_n are determined, the smaller the angle, the larger the inner product.

¹⁰ Note that $\mathbf{Z}[:, \mathbf{p}_m]^\top$ is the transpose of $\mathbf{Z}[:, \mathbf{p}_m]$, which is equal to $\mathbf{Z}^\top[\mathbf{p}_m, :]$, i.e., transposing first and then selecting.

Algorithm 9 Alternating Least Squares with Missing Entries and Regularization

Require: Matrix $\mathbf{A} \in \mathbb{R}^{M \times N}$;

- 1: Initialize $\mathbf{W} \in \mathbb{R}^{M \times K}$, $\mathbf{Z} \in \mathbb{R}^{K \times N}$ randomly without condition on the rank and the relationship between M, N, K ;
- 2: Choose a stop criterion on the approximation error δ ;
- 3: Choose regularization parameters λ_w, λ_z ;
- 4: Compute the mask matrix \mathbf{M} from \mathbf{A} ;
- 5: Choose the maximal number of iterations C ;
- 6: $iter = 0$; ▷ Count for the number of iterations
- 7: **while** $\|\mathbf{M} \circledast \mathbf{A} - \mathbf{M} \circledast (\mathbf{W}\mathbf{Z})\|_F^2 > \delta$ and $iter < C$ **do**
- 8: $iter = iter + 1$;
- 9: **for** $n = 1, 2, \dots, N$ **do**
- 10: $\mathbf{z}_n \leftarrow (\mathbf{W}[\mathbf{o}_n, :]^\top \mathbf{W}[\mathbf{o}_n, :] + \lambda_z \mathbf{I})^{-1} \mathbf{W}[\mathbf{o}_n, :]^\top \mathbf{a}_n[\mathbf{o}_n]$; ▷ n -th column of \mathbf{Z}
- 11: **end for**
- 12: **for** $m = 1, 2, \dots, M$ **do**
- 13: $\mathbf{w}_m \leftarrow (\mathbf{Z}[:, \mathbf{p}_m] \mathbf{Z}[:, \mathbf{p}_m]^\top + \lambda_w \mathbf{I})^{-1} \mathbf{Z}[:, \mathbf{p}_m] \mathbf{b}_m[\mathbf{p}_m]$; ▷ m -th column of \mathbf{W}^\top
- 14: **end for**
- 15: **end while**
- 16: Output $\mathbf{W}^\top = [\mathbf{w}_1, \mathbf{w}_2, \dots, \mathbf{w}_M]$, $\mathbf{Z} = [\mathbf{z}_1, \mathbf{z}_2, \dots, \mathbf{z}_N]$;

In the context of Netflix data, movie ratings range from 0 to 5, with higher ratings indicating a stronger user preference for the movie. If \mathbf{w}_m and \mathbf{z}_n fall sufficiently “close,” the value $\mathbf{w}_m^\top \mathbf{z}_n$ becomes larger. This concept elucidates the essence of ALS, where \mathbf{w}_m represents the features or attributes of movie m , while \mathbf{z}_n encapsulates the features or preferences of user n . In other words, ALS associates each user with a *latent vector of preference* and each movie with a *latent vector of attributes*. Furthermore, each element in \mathbf{w}_m and \mathbf{z}_n signifies a specific feature. For example, it could be that the second feature w_{m2} (w_{m2} denotes the second element of vector \mathbf{w}_m) represents whether the movie is an action movie or not, and z_{n2} might denote whether user n has a preference for action movies. When this holds true, then $\mathbf{w}_m^\top \mathbf{z}_n$ becomes large and provides a good approximation of a_{mn} .

In the decomposition $\mathbf{A} \approx \mathbf{W}\mathbf{Z}$, it is established that the rows of \mathbf{W} contain the hidden features of the movies, and the columns of \mathbf{Z} contain the hidden features of the users. Nevertheless, the explicit meanings of the rows in \mathbf{W} or the columns in \mathbf{Z} remain undisclosed. Although they might correspond to categories or genres of the movies, fostering underlying connections between users and movies, their precise nature remains uncertain. It is precisely this ambiguity that gives rise to the terminology “latent” or “hidden.”

14.6. Gradient Descent

In Algorithm 7, 8, and 9, we reduce the loss through the inversion of matrices (e.g., using LU decomposition). The reality, however, is frequently far from straightforward, particularly in the big data era of today. As data volumes explode, the size of the inversion matrix will grow at a pace proportional to the cube of the number of samples, which poses a great challenge to the storage and computational resources. On the other hand, this leads to the creation of an ongoing development of the gradient-based optimization technique. The *gradient descent* (*GD*) method and its variant, the *stochastic gradient descent* (*SGD*) method, are among them the simplest, fastest, and most efficient methods (Lu, 2022c). Convex loss function

optimization problems are frequently solved using this type of approach. We now go into more details about its principle.

In Equation (14.20), we derive the column-by-column update rules directly from the full matrix approach outlined in Equation (14.19) (with regularization taken into account). To understand the underlying concept, consider the loss function with regularization, as given by Equation (14.17). When minimizing the loss in (14.17) with respect to \mathbf{z}_n , we can break down the loss as follows:

$$L(\mathbf{z}_n) = \frac{1}{2} \|\mathbf{W}\mathbf{Z} - \mathbf{A}\|_F^2 + \frac{1}{2} \lambda_w \|\mathbf{W}\|_F^2 + \frac{1}{2} \lambda_z \|\mathbf{Z}\|_F^2 = \frac{1}{2} \|\mathbf{W}\mathbf{z}_n - \mathbf{a}_n\|_2^2 + \frac{1}{2} \lambda_z \|\mathbf{z}_n\|_2^2 + C_{z_n}, \quad (14.23)$$

where C_{z_n} is a constant with respect to \mathbf{z}_n , and $\mathbf{Z} = [\mathbf{z}_1, \mathbf{z}_2, \dots, \mathbf{z}_N]$ and $\mathbf{A} = [\mathbf{a}_1, \mathbf{a}_2, \dots, \mathbf{a}_N]$ represent the column partitions of \mathbf{Z} and \mathbf{A} , respectively. The gradient and the root are given, respectively, by

$$\nabla_{\mathbf{z}_n} L(\mathbf{z}_n) = \mathbf{W}^\top \mathbf{W} \mathbf{z}_n - \mathbf{W}^\top \mathbf{a}_n + \lambda_z \mathbf{z}_n \implies \mathbf{z}_n = (\mathbf{W}^\top \mathbf{W} + \lambda_z \mathbf{I})^{-1} \mathbf{W}^\top \mathbf{a}_n, \quad \forall n.$$

This solution corresponds to the first update rule in the column-wise update in Equation (14.20). Similarly, when minimizing the loss with respect to \mathbf{w}_m , we have:

$$L(\mathbf{w}_m) = \frac{1}{2} \|\mathbf{Z}^\top \mathbf{W} - \mathbf{A}^\top\|_F^2 + \frac{1}{2} \lambda_w \|\mathbf{W}^\top\|_F^2 + \frac{1}{2} \lambda_z \|\mathbf{Z}\|_F^2 = \frac{1}{2} \|\mathbf{Z}^\top \mathbf{w}_m - \mathbf{b}_n\|_2^2 + \frac{1}{2} \lambda_w \|\mathbf{w}_m\|_2^2 + C_{w_m}, \quad (14.24)$$

where C_{w_m} is a constant with respect to \mathbf{w}_m , and $\mathbf{W}^\top = [\mathbf{w}_1, \mathbf{w}_2, \dots, \mathbf{w}_M]$ and $\mathbf{A}^\top = [\mathbf{b}_1, \mathbf{b}_2, \dots, \mathbf{b}_M]$ represent the column partitions of \mathbf{W}^\top and \mathbf{A}^\top , respectively. Analogously, taking the gradient with respect to \mathbf{w}_m , it follows that

$$\nabla_{\mathbf{w}_m} L(\mathbf{w}_m) = \mathbf{Z}\mathbf{Z}^\top \mathbf{w}_m - \mathbf{Z}\mathbf{b}_n + \lambda_w \mathbf{w}_m \implies \mathbf{w}_m = (\mathbf{Z}\mathbf{Z}^\top + \lambda_w \mathbf{I})^{-1} \mathbf{Z}\mathbf{b}_n, \quad \forall m.$$

This solution corresponds to the second update rule in the column-wise update in Equation (14.20):

Now suppose we express the iteration number ($t = 1, 2, \dots$) as the superscript, and we want to find the updates $\{\mathbf{z}_n^{(t+1)}, \mathbf{w}_m^{(t+1)}\}$ in the $(t+1)$ -th iteration base on $\{\mathbf{Z}^{(t)}, \mathbf{W}^{(t)}\}$ in the t -th iteration:

$$\mathbf{z}_n^{(t+1)} \leftarrow \arg \min_{\mathbf{z}_n^{(t)}} L(\mathbf{z}_n^{(t)}) \quad \text{and} \quad \mathbf{w}_m^{(t+1)} \leftarrow \arg \min_{\mathbf{w}_m^{(t)}} L(\mathbf{w}_m^{(t)}).$$

For simplicity, we will only derive for $\mathbf{z}_n^{(t+1)} \leftarrow \arg \min_{\mathbf{z}_n^{(t)}} L(\mathbf{z}_n^{(t)})$, and the derivation for the update on $\mathbf{w}_m^{(t+1)}$ will follow a similar process.

Approximation by linear update. Suppose we want to approximate $\mathbf{z}_n^{(t+1)}$ using a *linear update* on $\mathbf{z}_n^{(t)}$:

$$\text{(Linear Update):} \quad \mathbf{z}_n^{(t+1)} = \mathbf{z}_n^{(t)} + \eta \mathbf{v}.$$

The problem now reduces to finding the solution of \mathbf{v} such that

$$\mathbf{v} = \arg \min_{\mathbf{v}} L(\mathbf{z}_n^{(t)} + \eta \mathbf{v}).$$

By Taylor's formula, $L(\mathbf{z}_n^{(t)} + \eta \mathbf{v})$ can be approximated by

$$L(\mathbf{z}_n^{(t)} + \eta \mathbf{v}) \approx L(\mathbf{z}_n^{(t)}) + \eta \mathbf{v}^\top \nabla L(\mathbf{z}_n^{(t)}),$$

where η is a small value, and $\nabla L(\mathbf{z}_n^{(t)})$ represents the gradient of $L(\mathbf{z})$ at $\mathbf{z}_n^{(t)}$. To find \mathbf{v} under the constraint $\|\mathbf{v}\|_2 = 1$ for a positive η , we perform the following minimization:

$$\mathbf{v} = \arg \min_{\|\mathbf{v}\|_2=1} L(\mathbf{z}_n^{(t)} + \eta\mathbf{v}) \approx \arg \min_{\|\mathbf{v}\|_2=1} \left\{ L(\mathbf{z}_n^{(t)}) + \eta\mathbf{v}^\top \nabla L(\mathbf{z}_n^{(t)}) \right\}.$$

This approach is known as the *greedy search*. The optimal \mathbf{v} can be obtained by

$$\mathbf{v} = -\nabla L(\mathbf{z}_n^{(t)}) / \|\nabla L(\mathbf{z}_n^{(t)})\|_2,$$

which means \mathbf{v} points in the opposite direction of $\nabla L(\mathbf{z}_n^{(t)})$. Therefore, it is reasonable to update $\mathbf{z}_n^{(t+1)}$ as follows:

$$\mathbf{z}_n^{(t+1)} = \mathbf{z}_n^{(t)} + \eta\mathbf{v} = \mathbf{z}_n^{(t)} - \eta \nabla L(\mathbf{z}_n^{(t)}) / \|\nabla L(\mathbf{z}_n^{(t)})\|_2,$$

which is commonly referred to as the *gradient descent* (GD). Similarly, the gradient descent for $\mathbf{w}_m^{(t+1)}$ is given by

$$\mathbf{w}_m^{(t+1)} = \mathbf{w}_m^{(t)} + \eta\mathbf{v} = \mathbf{w}_m^{(t)} - \eta \nabla L(\mathbf{w}_m^{(t)}) / \|\nabla L(\mathbf{w}_m^{(t)})\|_2.$$

The revised procedure for Algorithm 8 employing a gradient descent approach is presented in Algorithm 10.

It's noteworthy that the ALS without GD (Algorithm 8) lacks explicit parameters like step size. This characteristic can be both advantageous and disadvantageous. On one hand, it absolves the user from the time-consuming task of fine-tuning parameters, making the method more accessible and less demanding. On the other hand, this absence of adjustable parameters also restricts the user's control to directly influence the progression of the algorithm, leaving the convergence of ALS entirely contingent upon the inherent structure of the optimization problem at hand.

In practical applications, it is customary to alternate between the pure ALS iterations outlined in Algorithm 8 and the modified, gradient-descent variants mentioned in this section. These descent adaptations offer the user a degree of control through a tunable step length parameter, allowing for a more customized approach to the optimization process.

Geometrical interpretation of gradient descent.

Lemma 14.9: (Direction of Gradients) Gradients of variables given a loss function are perpendicular to the level curves (a.k.a., level surfaces).

Proof [of Lemma 14.9, the informal proof] This proof involves showing that the gradient is orthogonal to the tangent of the level curve. For simplicity, let's start with the two-dimensional case. Suppose the level curve takes the form $f(x, y) = c$. This implicitly establishes a relationship between x and y such that $y = y(x)$, where y can be regarded as a function of x ¹¹. Therefore, the level curve can be expressed as $f(x, y(x)) = c$. Applying the chain rule, we get:

$$\frac{\partial f}{\partial x} \underbrace{\frac{dx}{dx}}_{=1} + \frac{\partial f}{\partial y} \frac{dy}{dx} = 0 \quad \implies \quad \left\langle \frac{\partial f}{\partial x}, \frac{\partial f}{\partial y} \right\rangle \cdot \left\langle \frac{dx}{dx}, \frac{dy}{dx} \right\rangle = 0.$$

11. This is known as the implicit function theorem, under the conditions of the nonzero partial derivative and smoothness.

Algorithm 10 Alternating Least Squares with Full Entries and Gradient Descent

Require: Matrix $\mathbf{A} \in \mathbb{R}^{M \times N}$;

- 1: Initialize $\mathbf{W} \in \mathbb{R}^{M \times K}$, $\mathbf{Z} \in \mathbb{R}^{K \times N}$ randomly without condition on the rank and the relationship between M, N, K ;
- 2: Choose a stop criterion on the approximation error δ ;
- 3: Choose regularization parameters λ_w, λ_z , and step sizes η_w, η_z ;
- 4: Choose the maximal number of iterations C ;
- 5: $iter = 0$; ▷ Count for the number of iterations
- 6: **while** $\|\mathbf{A} - (\mathbf{W}\mathbf{Z})\|_F^2 > \delta$ and $iter < C$ **do**
- 7: $iter = iter + 1$;
- 8: **for** $n = 1, 2, \dots, N$ **do**
- 9: $\mathbf{z}_n^{(t+1)} \leftarrow \mathbf{z}_n^{(t)} - \eta_z \nabla L(\mathbf{z}_n^{(t)}) / \|\nabla L(\mathbf{z}_n^{(t)})\|_2$; ▷ n -th column of \mathbf{Z}
- 10: **end for**
- 11: **for** $m = 1, 2, \dots, M$ **do**
- 12: $\mathbf{w}_m^{(t+1)} \leftarrow \mathbf{w}_m^{(t)} - \eta_w \nabla L(\mathbf{w}_m^{(t)}) / \|\nabla L(\mathbf{w}_m^{(t)})\|_2$; ▷ m -th column of \mathbf{W}^\top
- 13: **end for**
- 14: **end while**
- 15: Output $\mathbf{W}^\top = [\mathbf{w}_1, \mathbf{w}_2, \dots, \mathbf{w}_M]$, $\mathbf{Z} = [\mathbf{z}_1, \mathbf{z}_2, \dots, \mathbf{z}_N]$;

That is, the gradient is perpendicular to the tangent.

In full generality, consider the level curve of a vector $\mathbf{x} \in \mathbb{R}^n$: $f(\mathbf{x}) = f(x_1, x_2, \dots, x_n) = c$. Each variable x_i can be regarded as a function of a parameter t on the level curve $f(\mathbf{x}) = c$: $f(x_1(t), x_2(t), \dots, x_n(t)) = c$. Differentiating the equation with respect to t using the chain rule:

$$\frac{\partial f}{\partial x_1} \frac{dx_1}{dt} + \frac{\partial f}{\partial x_2} \frac{dx_2}{dt} + \dots + \frac{\partial f}{\partial x_n} \frac{dx_n}{dt} = 0.$$

Thus, the gradient is perpendicular to the tangent in the n -dimensional case:

$$\left\langle \frac{\partial f}{\partial x_1}, \frac{\partial f}{\partial x_2}, \dots, \frac{\partial f}{\partial x_n} \right\rangle \cdot \left\langle \frac{dx_1}{dt}, \frac{dx_2}{dt}, \dots, \frac{dx_n}{dt} \right\rangle = 0.$$

This completes the proof. ■

The lemma reveals the geometrical interpretation of gradient descent. When seeking a solution to minimize a convex function $L(\mathbf{z})$, gradient descent proceeds in the direction opposite to the gradient, which leads to a reduction in the loss. Figure 14.2 depicts a two-dimensional case, where $-\nabla L(\mathbf{z})$ pushes the loss to decrease for the convex function $L(\mathbf{z})$.

14.7. Regularization: A Geometrical Interpretation

In Section 14.3, we discussed how regularization can extend the ALS algorithm to general matrices. Gradient descent can provide a geometric interpretation of regularization. To avoid confusion, we denote the loss function without regularization as $l(\mathbf{z})$ and the loss function with regularization as $L(\mathbf{z}) = l(\mathbf{z}) + \lambda_z \|\mathbf{z}\|_2^2$, where $l(\mathbf{z}) : \mathbb{R}^n \rightarrow \mathbb{R}$. When minimizing $l(\mathbf{z})$, a descent method searches for a solution in \mathbb{R}^n . However, in machine learning, searching across the entire space \mathbb{R}^n can lead to overfitting. A partial solution is to search within a subset of the vector space, e.g., searching in $\mathbf{z}^\top \mathbf{z} < C$ for some constant C . This

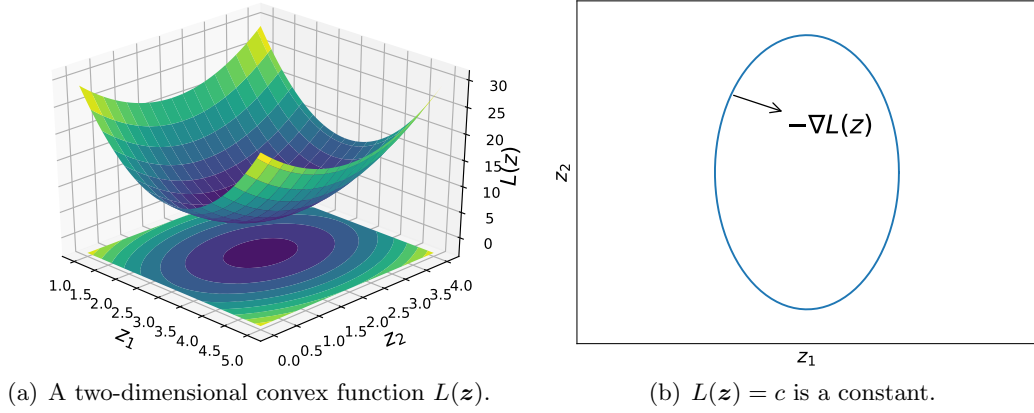


Figure 14.2: Figure 14.2(a) shows surface and contour plots for a specific function (blue=low, yellow=high), where the upper graph is the surface plot, and the lower one is its projection (i.e., contour). Figure 14.2(b): $-\nabla L(\mathbf{z})$ pushes the loss to decrease for the convex function $L(\mathbf{z})$.

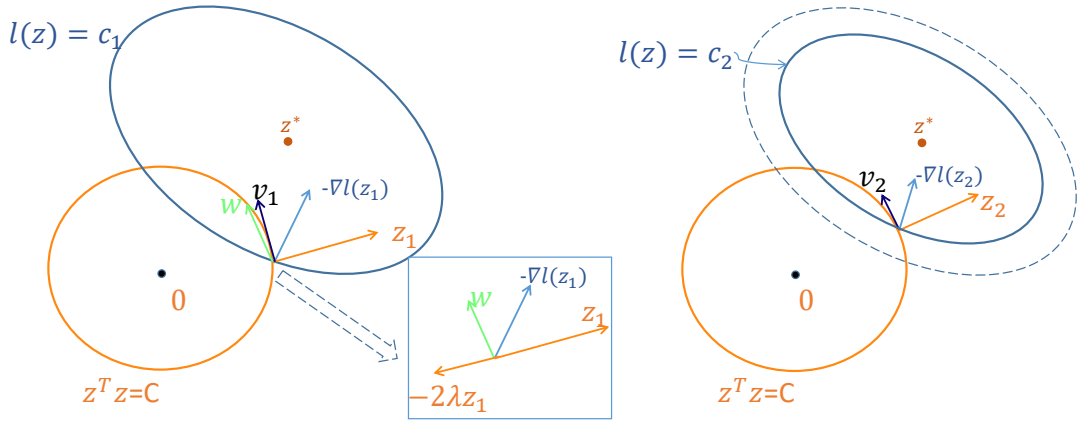


Figure 14.3: Constrained gradient descent with $\mathbf{z}^\top \mathbf{z} \leq C$. The green vector \mathbf{w} represents the projection of \mathbf{v}_1 onto the set $\mathbf{z}^\top \mathbf{z} \leq C$, where \mathbf{v}_1 is the component of $-\nabla l(\mathbf{z})$ that is perpendicular to \mathbf{z}_1 . The image on the right illustrates the next step after the update in the left picture. \mathbf{z}^* denotes the optimal solution of $\{\min l(\mathbf{z})\}$.

can be formulated as:

$$\arg \min_{\mathbf{z}} l(\mathbf{z}), \quad \text{s.t.}, \quad \mathbf{z}^\top \mathbf{z} \leq C.$$

As demonstrated above, a basic gradient descent method will go further in the direction of $-\nabla l(\mathbf{z})$, i.e., update \mathbf{z} as $\mathbf{z} \leftarrow \mathbf{z} - \eta \nabla l(\mathbf{z})$ for a small step size η . When the level curve is $l(\mathbf{z}) = c_1$ and the current position of parameter \mathbf{z} is $\mathbf{z} = \mathbf{z}_1$, where \mathbf{z}_1 is the intersection of $\mathbf{z}^\top \mathbf{z} = C$ and $l(\mathbf{z}) = c_1$, the descent direction $-\nabla l(\mathbf{z}_1)$ will be perpendicular to the level curve of $l(\mathbf{z}_1) = c_1$, as shown in the left picture of Figure 14.3 (by Lemma 14.9). However, if we further restrict that the optimal value must lie within $\mathbf{z}^\top \mathbf{z} \leq C$, the trivial descent direction $-\nabla l(\mathbf{z}_1)$ will lead the update $\mathbf{z}_2 = \mathbf{z}_1 - \eta \nabla l(\mathbf{z}_1)$ beyond the boundary of $\mathbf{z}^\top \mathbf{z} \leq C$. One solution is to decompose the step $-\nabla l(\mathbf{z}_1)$ into

$$-\nabla l(\mathbf{z}_1) = a\mathbf{z}_1 + \mathbf{v}_1,$$

where az_1 represents the component perpendicular to the curve of $z^\top z = C$, and v_1 is the component parallel to the curve of $z^\top z = C$. By keeping only the step v_1 , the update becomes

$$z_2 = \text{project}(z_1 + \eta v_1) = \text{project}\left(z_1 + \eta \underbrace{(-\nabla l(z_1) - az_1)}_{v_1}\right),^{12}$$

which will lead to a smaller loss from $l(z_1)$ to $l(z_2)$ while maintaining the constraint $z^\top z \leq C$. This approach is known as *projection gradient descent (PGD)*. It is not hard to see that the update $z_2 = \text{project}(z_1 + \eta v_1)$ can be understood as finding a vector w (represented by the green vector in the left picture of Figure 14.3) such that $z_2 = z_1 + w$ lies inside the curve of $z^\top z \leq C$. Mathematically, the vector w can be determined as $-\nabla l(z_1) - 2\lambda z_1$ for some λ , as shown in the middle picture of Figure 14.3. This is precisely the negative gradient of $L(z) = l(z) + \lambda \|z\|_2^2$ such that

$$w = -\nabla L(z) = -\nabla l(z) - 2\lambda z \quad \implies \quad z_2 = z_1 + w = z_1 - \nabla L(z).$$

And in practice, a small step size η prevents the trajectory from moving outside the curve of $z^\top z \leq C$:

$$z_2 = z_1 - \eta \nabla L(z),$$

which aligns with the regularization term discussed in Section 14.3.

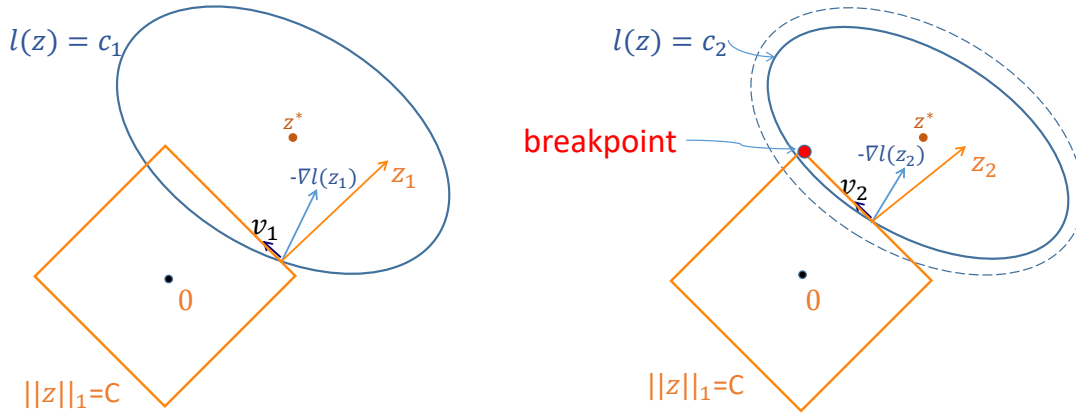


Figure 14.4: Constrained gradient descent with $\|z\|_1 \leq C$, where the red dot denotes the breakpoint in the ℓ_1 norm. The right picture illustrates the next step after the update in the left picture. z^* denotes the optimal solution of $\{\min l(z)\}$.

Sparsity. In certain scenarios, we seek to identify a sparse solution z such that $l(z)$ is minimized. For example, in facial feature extraction, sparsity leads to more localized features, meaning that fewer features are used to reconstruct each input image. Regularization to be constrained in $\|z\|_1 \leq C$ exists to this purpose, where $\|\cdot\|_1$ is the ℓ_1 norm of a vector or a matrix. Similar to the previous case, the ℓ_1 constrained optimization pushes the gradient descent towards the border of the level set $\|z\|_1 = C$. The situation in the two-dimensional case is shown in Figure 14.4. In high-dimensional cases, many elements in z will be pushed towards the breakpoint of $\|z\|_1 = C$ so that the solution favors sparsity, as shown in the right picture of Figure 14.4.

12. where the operation $\text{project}(x)$ will project the vector x to the closest point inside $z^\top z \leq C$. Notice here the unprojected update $z_2 = z_1 + \eta v_1$ can still make z_2 fall outside the curve of $z^\top z \leq C$.

14.8. Stochastic Gradient Descent

The gradient descent method is a valuable optimization algorithm; however, it exhibits certain limitations in practical applications. To comprehend the issues associated with the gradient descent method, we consider the mean squared error (MSE) derived from Equation (14.9):

$$\frac{1}{MN} \min_{\mathbf{W}, \mathbf{Z}} \sum_{n=1}^N \sum_{m=1}^M \left(a_{mn} - \mathbf{w}_m^\top \mathbf{z}_n \right)^2. \quad (14.25)$$

The MSE requires calculating the residual $e_{mn} = (a_{mn} - \mathbf{w}_m^\top \mathbf{z}_n)^2$ for each observed entry a_{mn} , representing the squared difference between predicted and actual values. The total sum of residual squares is denoted by $e = \sum_{m,n=1}^{MN} e_{mn}$. In cases with a substantial number of training entries (i.e., large MN), the entire computation process becomes notably slow. Additionally, the gradients from different input samples may cancel out, resulting in small changes in the final update. To address these challenges, researchers have enhanced the gradient descent method with the *stochastic gradient descent (SGD)* method (see, for example, Lu (2022c)). In the SGD algorithm, instead of calculating the full gradient of the objective function with respect to the parameters across all samples in the data set, which can be computationally expensive, the algorithm takes a more efficient approach. It randomly chooses one sample and calculates the gradient of the objective function with respect to the parameters using only this single sample. This gradient estimate is then used to update the parameters in the direction that minimizes the objective function. By using a single sample at each iteration, the SGD algorithm provides a fast and often sufficient approximation of the full gradient, making it particularly useful for large data sets.

In particular, we consider again the per-example loss:

$$L(\mathbf{W}, \mathbf{Z}) = \frac{1}{2} \sum_{n=1}^N \sum_{m=1}^M \left(a_{mn} - \mathbf{w}_m^\top \mathbf{z}_n \right)^2 + \frac{1}{2} \lambda_w \sum_{m=1}^M \|\mathbf{w}_m\|_2^2 + \frac{1}{2} \lambda_z \sum_{n=1}^N \|\mathbf{z}_n\|_2^2.$$

As we iteratively reduce the loss term $l(\mathbf{w}_m, \mathbf{z}_n) = \frac{1}{2} (a_{mn} - \mathbf{w}_m^\top \mathbf{z}_n)^2 + \frac{1}{2} \lambda_w \|\mathbf{w}_m\|_2^2 + \frac{1}{2} \lambda_z \|\mathbf{z}_n\|_2^2$ for all $m \in \{1, 2, \dots, M\}, n \in \{1, 2, \dots, N\}$ (referred to as the per-example loss term), the overall loss $L(\mathbf{W}, \mathbf{Z})$ decreases accordingly. This process is also known as *stochastic coordinate descent*. The gradients with respect to \mathbf{w}_m and \mathbf{z}_n , and their roots are given, respectively, by

$$\begin{cases} \nabla_{\mathbf{z}_n} l(\mathbf{z}_n) = \mathbf{w}_m \mathbf{w}_m^\top \mathbf{z}_n + \lambda_z \mathbf{z}_n - a_{mn} \mathbf{w}_m & \implies \mathbf{z}_n = a_{mn} (\mathbf{w}_m \mathbf{w}_m^\top + \lambda_z \mathbf{I})^{-1} \mathbf{w}_m; \\ \nabla_{\mathbf{w}_m} l(\mathbf{w}_m) = \mathbf{z}_n \mathbf{z}_n^\top \mathbf{w}_m + \lambda_w \mathbf{w}_m - a_{mn} \mathbf{z}_n & \implies \mathbf{w}_m = a_{mn} (\mathbf{z}_n \mathbf{z}_n^\top + \lambda_w \mathbf{I})^{-1} \mathbf{z}_n. \end{cases}$$

Alternatively, the update can be performed using gradient descent. Since we update based on the per-example loss, this approach is also known as the *stochastic gradient descent (SGD)*:

$$\mathbf{z}_n \leftarrow \mathbf{z}_n - \eta_z \frac{\nabla_{\mathbf{z}_n} l(\mathbf{z}_n)}{\|\nabla_{\mathbf{z}_n} l(\mathbf{z}_n)\|_2} \quad \text{and} \quad \mathbf{w}_m \leftarrow \mathbf{w}_m - \eta_w \frac{\nabla_{\mathbf{w}_m} l(\mathbf{w}_m)}{\|\nabla_{\mathbf{w}_m} l(\mathbf{w}_m)\|_2}.$$

The stochastic gradient descent update for ALS is formulated in Algorithm 11. It is possible that the gradient descent or stochastic gradient descent algorithm may fail to converge. In such cases, it is appropriate to re-run the algorithm using a smaller learning rate. And in practice, the values of m and n in the algorithm can be randomly generated, which is why the method is termed “stochastic.” ¹³

13. When we iteratively choose the values of m and n from $\{1, 2, \dots, M\}$ and $\{1, 2, \dots, N\}$ in a deterministic cyclic order, respectively, the stochastic method can be referred to as “*incremental gradient descent*.”

Algorithm 11 Alternating Least Squares with Full Entries and SGD**Require:** Matrix $\mathbf{A} \in \mathbb{R}^{M \times N}$;

- 1: Initialize $\mathbf{W} \in \mathbb{R}^{M \times K}$, $\mathbf{Z} \in \mathbb{R}^{K \times N}$ randomly without condition on the rank and the relationship between M, N, K ;
- 2: Choose a stop criterion on the approximation error δ ;
- 3: Choose regularization parameters λ_w, λ_z , and step size η_w, η_z ;
- 4: Choose the maximal number of iterations C ;
- 5: $iter = 0$; ▷ Count for the number of iterations
- 6: **while** $\|\mathbf{A} - (\mathbf{W}\mathbf{Z})\|_F^2 > \delta$ and $iter < C$ **do**
- 7: $iter = iter + 1$;
- 8: **for** $n = 1, 2, \dots, N$ **do**
- 9: **for** $m = 1, 2, \dots, M$ **do** ▷ in practice, m, n can be randomly produced
- 10: $\mathbf{z}_n \leftarrow \mathbf{z}_n - \eta_z \nabla l(\mathbf{z}_n) / \|\nabla l(\mathbf{z}_n)\|_2$; ▷ n -th column of \mathbf{Z}
- 11: $\mathbf{w}_m \leftarrow \mathbf{w}_m - \eta_w \nabla l(\mathbf{w}_m) / \|\nabla l(\mathbf{w}_m)\|_2$; ▷ m -th column of \mathbf{W}^\top
- 12: **end for**
- 13: **end for**
- 14: **end while**
- 15: Output $\mathbf{W}^\top = [\mathbf{w}_1, \mathbf{w}_2, \dots, \mathbf{w}_M]$, $\mathbf{Z} = [\mathbf{z}_1, \mathbf{z}_2, \dots, \mathbf{z}_N]$;

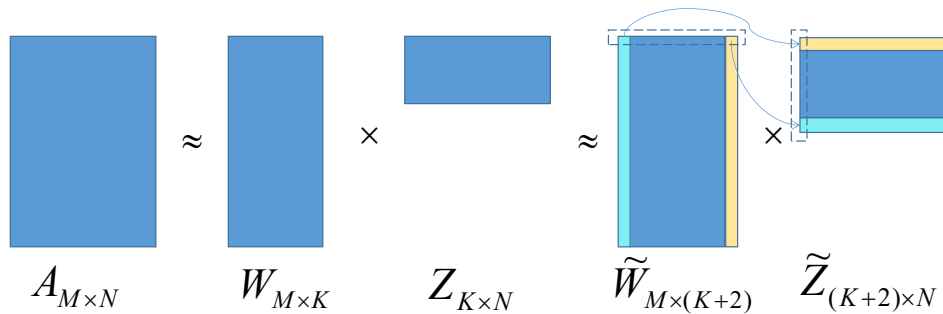
14.9. Bias Term

Figure 14.5: Bias terms in alternating least squares, where the yellow entries denote ones (which are fixed), and the cyan entries denote the added features to fit the bias terms. The dotted boxes provide an example of how the bias terms work.

In the context of ordinary least squares, a bias term is usually incorporated into the raw matrix to improve model performance, as illustrated in Equation (14.1). A similar approach can be applied to the ALS problem. Specifically, a fixed column filled with all ones can be appended to the **last column** of matrix \mathbf{W} , thus an extra row should be added to the last row of matrix \mathbf{Z} to fit the features introduced by the bias term in \mathbf{W} . Analogously, a fixed row with all ones can be added to the **first row** of \mathbf{Z} , and an extra column in the first column of \mathbf{W} can be added to fit the features. The setup is depicted in Figure 14.5.

Given the loss function with respect to the columns of \mathbf{Z} in Equation (14.23), let $\tilde{\mathbf{z}}_n = \begin{bmatrix} 1 \\ \mathbf{z}_n \end{bmatrix} \in \mathbb{R}^{K+2}$ be the n -th column of $\tilde{\mathbf{Z}}$, we have

$$\begin{aligned} 2L(\mathbf{z}_n) &= \left\| \widetilde{\mathbf{W}} \tilde{\mathbf{z}}_n - \mathbf{A} \right\|_F^2 + \lambda_w \left\| \widetilde{\mathbf{W}} \right\|_F^2 + \lambda_z \left\| \tilde{\mathbf{z}}_n \right\|_F^2 = \left\| \widetilde{\mathbf{W}} \begin{bmatrix} 1 \\ \mathbf{z}_n \end{bmatrix} - \mathbf{a}_n \right\|_2^2 + \underbrace{\lambda_z \|\tilde{\mathbf{z}}_n\|_2^2}_{=\lambda_z \|\mathbf{z}_n\|_2^2 + \lambda_z} + C_{z_n} \\ &= \left\| \begin{bmatrix} \bar{\mathbf{w}}_0 & \overline{\mathbf{W}} \end{bmatrix} \begin{bmatrix} 1 \\ \mathbf{z}_n \end{bmatrix} - \mathbf{a}_n \right\|_2^2 + \lambda_z \|\mathbf{z}_n\|_2^2 + C_{z_n} = \left\| \overline{\mathbf{W}} \mathbf{z}_n - \underbrace{(\mathbf{a}_n - \bar{\mathbf{w}}_0)}_{\bar{\mathbf{a}}_n} \right\|_2^2 + \lambda_z \|\mathbf{z}_n\|_2^2 + C_{z_n}, \end{aligned} \quad (14.26)$$

where $\bar{\mathbf{w}}_0$ represents the first column of $\widetilde{\mathbf{W}}$, $\overline{\mathbf{W}}$ denotes the remaining $K+1$ columns of $\widetilde{\mathbf{W}}$ (i.e., $\widetilde{\mathbf{W}} = [\bar{\mathbf{w}}_0, \overline{\mathbf{W}}]$), and C_{z_n} is a constant with respect to \mathbf{z}_n . Let $\bar{\mathbf{a}}_n = \mathbf{a}_n - \bar{\mathbf{w}}_0$, the update for \mathbf{z}_n is just similar to the one in Equation (14.23), with the gradient given by

$$\nabla_{\mathbf{z}_n} L(\mathbf{z}_n) = \overline{\mathbf{W}}^\top \overline{\mathbf{W}} \mathbf{z}_n - \overline{\mathbf{W}}^\top \bar{\mathbf{a}}_n + \lambda_z \mathbf{z}_n.$$

Therefore, the update for \mathbf{z}_n is given by determining the root of the gradient above:

$$\text{(update for } \tilde{\mathbf{z}}_n \text{): } \quad \mathbf{z}_n = (\overline{\mathbf{W}}^\top \overline{\mathbf{W}} + \lambda_z \mathbf{I})^{-1} \overline{\mathbf{W}}^\top \bar{\mathbf{a}}_n \quad \implies \quad \tilde{\mathbf{z}}_n = \begin{bmatrix} 1 \\ \mathbf{z}_n \end{bmatrix}, \forall n.$$

Similarly, following the loss with respect to each row of \mathbf{W} in Equation (14.24), let $\tilde{\mathbf{w}}_m = \begin{bmatrix} \mathbf{w}_m \\ 1 \end{bmatrix} \in \mathbb{R}^{K+2}$ be the m -th row of $\widetilde{\mathbf{W}}$ (or m -th column of $\widetilde{\mathbf{W}}^\top$), we have

$$\begin{aligned} 2L(\mathbf{w}_m) &= \left\| \tilde{\mathbf{Z}}^\top \widetilde{\mathbf{W}}^\top - \mathbf{A}^\top \right\|_F^2 + \lambda_w \left\| \widetilde{\mathbf{W}}^\top \right\|_F^2 + \lambda_z \left\| \tilde{\mathbf{Z}} \right\|_F^2 = \left\| \tilde{\mathbf{Z}}^\top \tilde{\mathbf{w}}_m - \mathbf{b}_m \right\|_2^2 + \underbrace{\lambda_w \|\tilde{\mathbf{w}}_m\|_2^2}_{=\lambda_w \|\mathbf{w}_m\|_2^2 + \lambda_w} + C_{w_m} \\ &= \left\| \begin{bmatrix} \bar{\mathbf{z}}^\top & \bar{\mathbf{z}}_0 \end{bmatrix} \begin{bmatrix} \mathbf{w}_m \\ 1 \end{bmatrix} - \mathbf{b}_m \right\|_2^2 + \lambda_w \|\mathbf{w}_m\|_2^2 + C_{w_m} = \left\| \bar{\mathbf{z}}^\top \mathbf{w}_m - (\mathbf{b}_m - \bar{\mathbf{z}}_0) \right\|_2^2 + \lambda_w \|\mathbf{w}_m\|_2^2 + C_{w_m}, \end{aligned} \quad (14.27)$$

where $\bar{\mathbf{z}}_0$ represents the last column of $\tilde{\mathbf{Z}}^\top$, $\bar{\mathbf{z}}^\top$ contains the remaining $K+1$ columns of $\tilde{\mathbf{Z}}^\top$ (i.e., $\tilde{\mathbf{Z}}^\top = [\bar{\mathbf{z}}^\top, \bar{\mathbf{z}}_0]$), C_{w_m} is a constant with respect to \mathbf{w}_m . $\mathbf{W}^\top = [\mathbf{w}_1, \mathbf{w}_2, \dots, \mathbf{w}_M]$ and $\mathbf{A}^\top = [\mathbf{b}_1, \mathbf{b}_2, \dots, \mathbf{b}_M]$ are the column partitions of \mathbf{W}^\top and \mathbf{A}^\top , respectively. Let $\bar{\mathbf{b}}_m = \mathbf{b}_m - \bar{\mathbf{z}}_0$, the update for \mathbf{w}_m is again just similar to the one in Equation (14.24), with the gradient given by

$$\nabla_{\mathbf{w}_m} L(\mathbf{w}_m) = \bar{\mathbf{z}} \cdot \bar{\mathbf{z}}^\top \mathbf{w}_m - \bar{\mathbf{z}} \cdot \bar{\mathbf{b}}_m + \lambda_w \mathbf{w}_m.$$

Therefore, the update for \mathbf{w}_m is given by the root of the gradient above:

$$\text{(update for } \tilde{\mathbf{w}}_m \text{): } \quad \mathbf{w}_m = (\bar{\mathbf{z}} \cdot \bar{\mathbf{z}}^\top + \lambda_w \mathbf{I})^{-1} \bar{\mathbf{z}} \cdot \bar{\mathbf{b}}_m \quad \implies \quad \tilde{\mathbf{w}}_m = \begin{bmatrix} \mathbf{w}_m \\ 1 \end{bmatrix}, \forall m.$$

Similar updates can be derived using gradient descent, taking into account the bias terms and handling missing entries (see Section 14.6 and 14.4 for a reference).

14.10. Low-Rank Hadamard Decomposition

In the field of linear algebra and data analysis, matrix decomposition techniques are essential for extracting meaningful information from complex datasets. One common objective is to approximate a given matrix using a lower-rank representation, which simplifies the data while preserving its key characteristics. The Hadamard product, also known as the

element-wise product, provides an alternative approach to matrix decomposition compared to traditional matrix multiplication.

As discussed previously, the alternating least squares (ALS) algorithm is an iterative method used to find the best low-rank approximation of a matrix by decomposing it into two or more matrices. ALS is particularly advantageous for large-scale problems, such as those found in recommender systems, where the goal is to predict missing entries in a user-item interaction matrix. During each iteration, the ALS algorithm alternates between updating one matrix while keeping the other fixed, thereby minimizing the reconstruction error at every step. Nonnegative matrix factorization (NMF), introduced in Chapter 15, is a variant of matrix factorization where both the original matrix and the resulting factorized matrices have nonnegative entries. This constraint makes NMF especially suitable for applications where the data represents quantities that cannot be negative, such as images, audio signals, or document-term matrices in text mining.

We further explore the Hadamard decomposition of a matrix \mathbf{A} , where \mathbf{A} can be expressed as the Hadamard product of two low-rank matrices: $\mathbf{A} = \mathbf{A}_1 \circledast \mathbf{A}_2$. This type of decomposition is advantageous when the data exhibits multiplicative relationships, and a low-rank approximation is desired to reduce complexity or enhance interpretability.

Non-Factorizability Issue. Although when $\mathbf{A}_1 \in \mathbb{R}^{n^2 \times n^2}$ and $\mathbf{A}_2 \in \mathbb{R}^{n^2 \times n^2}$ share the same rank n , the Hadamard product $\mathbf{A}_1 \circledast \mathbf{A}_2$ can achieve a maximum rank of n^2 (Problem 14.20), not all matrices $\mathbf{A} \in \mathbb{R}^{n^2 \times n^2}$ of rank n^2 can be represented as the Hadamard product of two lower-rank matrices:

- The Hadamard decomposition $\mathbf{A} = \mathbf{A}_1 \circledast \mathbf{A}_2$, where \mathbf{A}_1 and \mathbf{A}_2 are rank- n factors, encodes a system of nonlinear equations.
- This system comprises $n^2 \times n^2 = n^4$ equations (one per entry of \mathbf{A}) and, due to the low-rank constraint on the two Hadamard factors \mathbf{A}_1 and \mathbf{A}_2 , only $(n^2n + nn^2) = 2n^3$ variables exist.
- For $n > 2$, there are more equations than variables, suggesting that all the equations will be simultaneously satisfied only in special cases. For example, if the matrix \mathbf{A} includes a row or a column with all but a single entry being zero, then not all the equations in the system can be satisfied (Ciaperoni et al., 2024).

Therefore, we focus on solving the low-rank reconstruction problem for the Hadamard decomposition. Assuming that \mathbf{A}_1 and \mathbf{A}_2 share the same rank K , our aim is to reconstruct the design matrix \mathbf{A} through the Hadamard product $\mathbf{A}_1 \circledast \mathbf{A}_2$. Building upon the matrix factorization method used in alternating least squares (Section 14.2), we now concentrate on algorithms for solving the *low-rank Hadamard decomposition* problem (we may use the term “Hadamard decomposition” to refer to “low-rank Hadamard decomposition” for brevity, when it is clear from the context):

- Given a real matrix $\mathbf{A} \in \mathbb{R}^{M \times N}$, find matrix factors $\mathbf{A}_1 \in \mathbb{R}^{M \times K}$ and $\mathbf{A}_2 \in \mathbb{R}^{K \times N}$ such that:

$$\min L(\mathbf{C}_1, \mathbf{D}_1, \mathbf{C}_2, \mathbf{D}_2) = \|\mathbf{A}_1 \circledast \mathbf{A}_2 - \mathbf{A}\|_F^2 = \|(\mathbf{C}_1 \mathbf{D}_1) \circledast (\mathbf{C}_2 \mathbf{D}_2) - \mathbf{A}\|_F^2, \quad (14.28)$$

where $\mathbf{C}_1, \mathbf{C}_2 \in \mathbb{R}^{M \times K}$, and $\mathbf{D}_1, \mathbf{D}_2 \in \mathbb{R}^{K \times N}$: $\mathbf{A}_1 = \mathbf{C}_1 \mathbf{D}_1$ and $\mathbf{A}_2 = \mathbf{C}_2 \mathbf{D}_2$ such that \mathbf{A}_1 and \mathbf{A}_2 are rank- K matrices.

Low-rank (Hadamard) decomposition is often necessary because many natural phenomena exhibit multiplicative or conjunctive relationships (Ciaperoni et al., 2024). For instance, consider a study on risk factors for a disease with two predictors: smoking status (yes/no)

and alcohol consumption (yes/no). The multiplicative model would account for not only the main effects of smoking and alcohol consumption but also their interaction. The (low-rank) Hadamard decomposition offers an alternative approach.

Following the alternating descent framework (Section 14.2), in each iteration, the matrices \mathbf{C}_1 , \mathbf{D}_1 , \mathbf{C}_2 , and \mathbf{D}_2 are updated sequentially by taking a step in the direction opposite to the gradient of the objective function (a.k.a., the reconstruction error in this context). It then can be shown that

$$\nabla L(\mathbf{C}_1) = \nabla L(\mathbf{C}_1 | \mathbf{D}_1, \mathbf{C}_2, \mathbf{D}_2) = 2 \left(((\mathbf{C}_1 \mathbf{D}_1) \circledast (\mathbf{C}_2 \mathbf{D}_2) - \mathbf{A}) \circledast (\mathbf{C}_2 \mathbf{D}_2) \right) \mathbf{D}_1^\top.$$

Proof For simplicity, we derive the gradient of \mathbf{E} for $f(\mathbf{E}) = \|\mathbf{E}\mathbf{F} \circledast \mathbf{C} - \mathbf{D}\|_F^2$. We have

$$\begin{aligned} f(\mathbf{E}) &= \|\mathbf{E}\mathbf{F} \circledast \mathbf{C} - \mathbf{D}\|_F^2 = \text{tr} \left((\mathbf{E}\mathbf{F} \circledast \mathbf{C} - \mathbf{D})^\top (\mathbf{E}\mathbf{F} \circledast \mathbf{C} - \mathbf{D}) \right) \\ &= \text{tr} \left((\mathbf{E}\mathbf{F} \circledast \mathbf{C})^\top (\mathbf{E}\mathbf{F} \circledast \mathbf{C}) \right) - 2\text{tr} \left((\mathbf{E}\mathbf{F} \circledast \mathbf{C})^\top \mathbf{D} \right) + \text{tr}(\mathbf{D}^\top \mathbf{D}). \end{aligned}$$

Considering the first term, we get

$$\frac{\partial \text{tr} \left((\mathbf{E}\mathbf{F} \circledast \mathbf{C})^\top (\mathbf{E}\mathbf{F} \circledast \mathbf{C}) \right)}{\partial \mathbf{E}} = 2(\mathbf{E}\mathbf{F}) \circledast \mathbf{C} \circledast \mathbf{C} \cdot \mathbf{F}^\top. \quad 14$$

For the second term, it follows that

$$-2 \frac{\partial \text{tr} \left((\mathbf{E}\mathbf{F} \circledast \mathbf{C})^\top \mathbf{D} \right)}{\partial \mathbf{E}} = -2\mathbf{D} \circledast \mathbf{C} \cdot \frac{\partial \mathbf{E}\mathbf{F}}{\partial \mathbf{E}} = -2\mathbf{D} \circledast \mathbf{C} \cdot \mathbf{F}^\top. \quad 15$$

The third term is a constant w.r.t. to \mathbf{E} . Therefore, $\frac{\partial f(\mathbf{E})}{\partial \mathbf{E}} = 2(\mathbf{E}\mathbf{F}) \circledast \mathbf{C} \circledast \mathbf{C} \cdot \mathbf{F}^\top - 2\mathbf{D} \circledast \mathbf{C} \cdot \mathbf{F}^\top = 2((\mathbf{E}\mathbf{F}) \circledast \mathbf{C} - \mathbf{D}) \circledast \mathbf{C} \cdot \mathbf{F}^\top$. Substituting $\mathbf{E} = \mathbf{C}_1$, $\mathbf{F} = \mathbf{D}_1$, $\mathbf{C} = \mathbf{C}_2 \mathbf{D}_2$, and $\mathbf{D} = \mathbf{A}$ completes the proof. \blacksquare

The gradients with respect to \mathbf{D}_1 , \mathbf{C}_2 , and \mathbf{D}_2 can be derived analogously. Thus, the alternating descent method for obtaining the low-rank approximation of Hadamard decomposition can be described by Algorithm 12.

14.10.1 Rank-One Update

Following the rank-one update approach in ALS (Section 14.4), we consider updating the n -th column $\mathbf{d}_{1,n}$ of \mathbf{D}_1 , $n \in \{1, 2, \dots, N\}$. Analogously, we can obtain the gradient of $\mathbf{d}_{1,n}$:

$$\begin{aligned} \nabla L(\mathbf{d}_{1,n}) &= \frac{\partial L(\mathbf{d}_{1,n})}{\partial \mathbf{d}_{1,n}} = 2\mathbf{C}_1^\top \left((\mathbf{C}_1 \mathbf{d}_{1,n}) \circledast \mathbf{a}_{2,n} \circledast \mathbf{a}_{2,n} \right) - 2\mathbf{C}_1^\top (\mathbf{a}_n \circledast \mathbf{a}_{2,n}) \\ &= 2\mathbf{C}_1^\top \left([(\mathbf{C}_1 \mathbf{d}_{1,n}) \circledast \mathbf{a}_{2,n} - \mathbf{a}_n] \circledast \mathbf{a}_{2,n} \right), \quad n \in \{1, 2, \dots, N\}, \end{aligned} \quad (14.29)$$

where $\mathbf{a}_{2,n}$ is the n -th column of $\mathbf{A}_2 = \mathbf{C}_2 \mathbf{D}_2$, $n \in \{1, 2, \dots, N\}$. The gradient of the columns of \mathbf{D}_2 can be calculated similarly.

Suppose further that $\mathbf{C}_1^\top = [\mathbf{c}_{1,1}, \mathbf{c}_{1,2}, \dots, \mathbf{c}_{1,M}] \in \mathbb{R}^{K \times M}$, $\mathbf{B} = \mathbf{A}^\top = [\mathbf{b}_1, \mathbf{b}_2, \dots, \mathbf{b}_M] \in \mathbb{R}^{N \times M}$, and $\mathbf{B}_2 = \mathbf{A}_2^\top = (\mathbf{C}_2 \mathbf{D}_2)^\top = [\mathbf{b}_{2,1}, \mathbf{b}_{2,2}, \dots, \mathbf{b}_{2,M}] \in \mathbb{R}^{N \times M}$, i.e., the row partitions

14. Use the fact that $\frac{\partial \text{tr}((\mathbf{E} \circledast \mathbf{C})^\top (\mathbf{E} \circledast \mathbf{C}))}{\partial \mathbf{E}} = 2\mathbf{E} \circledast \mathbf{C} \circledast \mathbf{C}$, which can be derived element-wise.

15. Use the fact that $\frac{\partial \text{tr}((\mathbf{E} \circledast \mathbf{C})^\top \mathbf{D})}{\partial \mathbf{E}} = \mathbf{D} \circledast \mathbf{C}$, which can be derived element-wise. Since $\text{tr}((\mathbf{E} \circledast \mathbf{C})^\top \mathbf{D}) = \sum_{i,j} d_{ij} a_{ij} c_{ij}$ and thus $\frac{\partial \text{tr}((\mathbf{E} \circledast \mathbf{C})^\top \mathbf{D})}{\partial a_{ij}} = d_{ij} c_{ij}$.

Algorithm 12 Alternating Descent with Gradient Descent for Low-Rank Hadamard Decomposition: A regularization can also be added into the gradient descent update (see Section 14.3).

Require: Matrix $\mathbf{A} \in \mathbb{R}^{M \times N}$;

- 1: Initialize $\mathbf{C}_1, \mathbf{C}_2 \in \mathbb{R}^{M \times K}$, and $\mathbf{D}_1, \mathbf{D}_2 \in \mathbb{R}^{K \times N}$;
- 2: Choose a stopping criterion on the approximation error δ ;
- 3: Choose step size η ;
- 4: Choose the maximum number of iterations C ;
- 5: $iter = 0$; ▷ Count for the number of iterations
- 6: **while** $\|(\mathbf{C}_1 \mathbf{D}_1) \circledast (\mathbf{C}_2 \mathbf{D}_2) - \mathbf{A}\|_F^2 > \delta$ and $iter < C$ **do**
- 7: $iter = iter + 1$;
- 8: $\Delta \leftarrow ((\mathbf{C}_1 \mathbf{D}_1) \circledast (\mathbf{C}_2 \mathbf{D}_2) - \mathbf{A})$;
- 9: $\mathbf{C}_1 \leftarrow \mathbf{C}_1 - \eta \nabla L(\mathbf{C}_1) = \mathbf{C}_1 - \eta \cdot 2 (\Delta \circledast (\mathbf{C}_2 \mathbf{D}_2)) \mathbf{D}_1^\top$;
- 10: $\mathbf{D}_1 \leftarrow \mathbf{D}_1 - \eta \nabla L(\mathbf{D}_1) = \mathbf{D}_1 - \eta \cdot 2 \{(\Delta^\top \circledast (\mathbf{C}_2 \mathbf{D}_2)^\top) \mathbf{C}_1\}^\top$;
- 11: $\mathbf{C}_2 \leftarrow \mathbf{C}_2 - \eta \nabla L(\mathbf{C}_2) = \mathbf{C}_2 - \eta \cdot 2 (\Delta \circledast (\mathbf{C}_1 \mathbf{D}_1)) \mathbf{D}_2^\top$;
- 12: $\mathbf{D}_2 \leftarrow \mathbf{D}_2 - \eta \nabla L(\mathbf{D}_2) = \mathbf{D}_2 - \eta \cdot 2 \{(\Delta^\top \circledast (\mathbf{C}_1 \mathbf{D}_1)^\top) \mathbf{C}_2\}^\top$;
- 13: **end while**
- 14: Output $\mathbf{C}_1, \mathbf{D}_1, \mathbf{C}_2, \mathbf{D}_2$;

of \mathbf{C}_1 , \mathbf{A} , and $\mathbf{A}_2 = (\mathbf{C}_2 \mathbf{D}_2)$, respectively. Then, the gradient of $\mathbf{c}_{1,m}$ is

$$\nabla L(\mathbf{c}_{1,m}) = \frac{\partial L(\mathbf{c}_{1,m})}{\partial \mathbf{c}_{1,m}} = 2\mathbf{D}_1 \left([(\mathbf{D}_1^\top \mathbf{c}_{1,m}) \circledast \mathbf{b}_{2,m} - \mathbf{b}_m] \circledast \mathbf{b}_{2,m} \right), \quad m \in \{1, 2, \dots, M\}. \quad (14.30)$$

The gradient of the rows of \mathbf{C}_2 can be obtained analogously. Therefore, Algorithm 12 can be modified to update the columns of $\mathbf{D}_1, \mathbf{D}_2$ and the rows of $\mathbf{C}_1, \mathbf{C}_2$ iteratively (referred to as rank-one updates).

14.10.2 Missing Entries

The rank-one update can be extended to the Netflix context, in which case many entries of \mathbf{A} are missing. Assuming \mathbf{A} is a low-rank matrix, we aim to fill in the missing entries of matrix \mathbf{A} (where M represents the number of movies, and N represents the number of users).

Let $\mathbf{o}_n \in \{0, 1\}^M$, $n \in \{1, 2, \dots, N\}$, represent the movies rated by user n , where $o_{nm} = 1$ if user n has rated movie m , and $o_{nm} = 0$ otherwise. Similarly, let $\mathbf{p}_m \in \{0, 1\}^N$, $m \in \{1, 2, \dots, M\}$ denote the users who have rated movie m , with $p_{mn} = 1$ if the movie m has been rated by user n , and $p_{mn} = 0$ otherwise. Then, Equations (14.29) and (14.30) become

$$\nabla L(\mathbf{d}_{1,n}) = 2\mathbf{C}_1[\mathbf{o}_n, :]^\top \left([(\mathbf{C}_1[\mathbf{o}_n, :] \mathbf{d}_{1,n}) \circledast \mathbf{a}_{2,n}[\mathbf{o}_n] - \mathbf{a}_n[\mathbf{o}_n]] \circledast \mathbf{a}_{2,n}[\mathbf{o}_n] \right), \quad n \in \{1, 2, \dots, N\}; \quad (14.31)$$

$$\nabla L(\mathbf{c}_{1,m}) = 2\mathbf{D}_1[:, \mathbf{p}_m] \left([(\mathbf{D}_1[:, \mathbf{p}_m]^\top \mathbf{c}_{1,m}) \circledast \mathbf{b}_{2,m}[\mathbf{p}_m] - \mathbf{b}_m[\mathbf{p}_m]] \circledast \mathbf{b}_{2,m}[\mathbf{p}_m] \right), \quad m \in \{1, 2, \dots, M\}. \quad (14.32)$$

Since the Hadamard product commutes, the gradient of $L(\mathbf{d}_{2,n})$, $n \in \{1, 2, \dots, N\}$ and $\mathbf{c}_{2,m}$, $m \in \{1, 2, \dots, M\}$ can be obtained similarly due to symmetry. The process for predicting the missing entries in \mathbf{A} is then formulated in Algorithm 13.

Algorithm 13 Alternating Descent with Gradient Descent for Hadamard Decomposition with Missing Entries: A regularization can also be added into the gradient descent update (see Section 14.3).

Require: Matrix $\mathbf{A} \in \mathbb{R}^{M \times N}$;

- 1: Initialize $\mathbf{C}_1, \mathbf{C}_2 \in \mathbb{R}^{M \times K}$, and $\mathbf{D}_1, \mathbf{D}_2 \in \mathbb{R}^{K \times N}$;
- 2: Choose a stopping criterion on the approximation error δ ;
- 3: Choose step size η ;
- 4: Choose the maximum number of iterations C ;
- 5: $iter = 0$; ▷ Count for the number of iterations
- 6: **while** $\|(\mathbf{C}_1 \mathbf{D}_1) \circledast (\mathbf{C}_2 \mathbf{D}_2) - \mathbf{A}\|_F^2 > \delta$ and $iter < C$ **do**
- 7: $iter \leftarrow iter + 1$;
- 8: **for** $n = 1, 2, \dots, N$ **do**
- 9: $\mathbf{d}_{1,n} \leftarrow \mathbf{d}_{1,n} - \eta \nabla L(\mathbf{d}_{1,n})$; ▷ Equation (14.31)
- 10: $\mathbf{d}_{2,n} \leftarrow \mathbf{d}_{2,n} - \eta \nabla L(\mathbf{d}_{2,n})$;
- 11: **end for**
- 12: **for** $m = 1, 2, \dots, M$ **do**
- 13: $\mathbf{c}_{1,m} \leftarrow \mathbf{c}_{1,m} - \eta \nabla L(\mathbf{c}_{1,m})$; ▷ Equation (14.32)
- 14: $\mathbf{c}_{2,m} \leftarrow \mathbf{c}_{2,m} - \eta \nabla L(\mathbf{c}_{2,m})$;
- 15: **end for**
- 16: **end while**
- 17: Output $\mathbf{C}_1, \mathbf{D}_1, \mathbf{C}_2, \mathbf{D}_2$;

14.11. Movie Recommender

The ALS algorithm has been extensively developed for movie recommendation systems. To illustrate this, we use the “MovieLens 100K” data set from MovieLens (Harper and Konstan, 2015)¹⁶. This data set is widely recognized and used in the field of recommender systems research due to its comprehensive set of user ratings for movies. It consists of 100,000 ratings from 943 users for 1,682 movies, with rating values ranging from 0 to 5. The data was collected through the MovieLens website over a seven-month period from September 19th, 1997 to April 22nd, 1998. This data has been cleaned up—users who had less than 20 ratings or did not have complete demographic information were removed from this data set such that simple demographic info for the users (age, gender, occupation, zip) can be obtained. However, our focus will solely be on the raw rating matrix to evaluate how well the low-rank ALS approach can capture the underlying structure of the data, leading to accurate and meaningful recommendations.

The data set is split into training and validation set, comprising approximately 95,015 and 4,985 ratings, respectively, to fit by the ALS algorithm. The error is quantified using the *root mean squared error (RMSE)*. The RMSE is a common measure of the difference between actual and predicted values. For a set of values $\{x_1, x_2, \dots, x_n\}$ and their predictions $\{\hat{x}_1, \hat{x}_2, \dots, \hat{x}_n\}$, the RMSE can be described as $\text{RMSE}(\mathbf{x}, \hat{\mathbf{x}}) = \sqrt{\frac{1}{n} \sum_{i=1}^n (x_i - \hat{x}_i)^2}$. For evaluating the ALS algorithm, the minimum RMSE for the validation set is achieved with $K = 62$ and $\lambda_w = \lambda_z = 0.15$, resulting in an RMSE of 0.806 (less than 1), as shown in Figure 14.6. Given that ratings range from 0 to 5, the ALS algorithm can predict whether a user is likely to enjoy a movie (e.g., ratings of 4 to 5) or not (e.g., ratings of 0 to 2).

¹⁶. <http://grouplens.org>

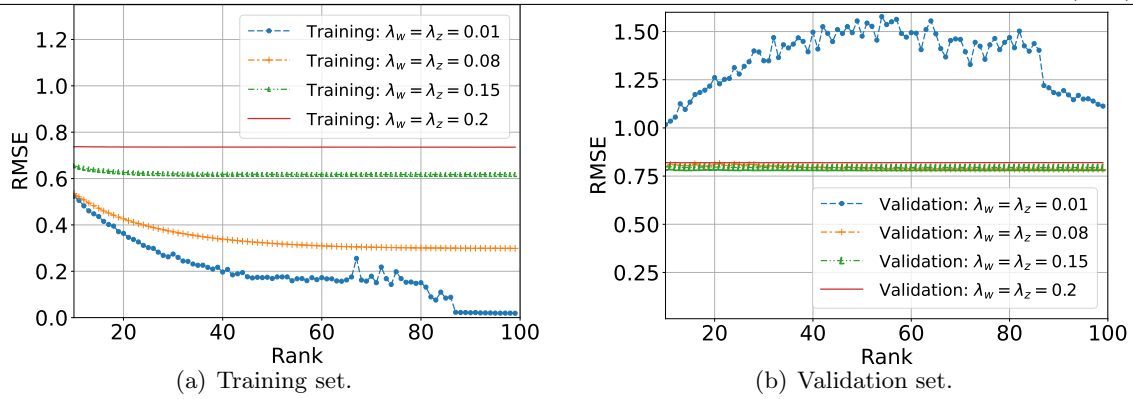


Figure 14.6: Comparison of training and validation error for the “MovieLens 100K” data set with different reduction dimensions and regularization parameters.

Recommender 1. A simple recommender system suggests movie m to user n if $a_{mn} \geq 4$ and user n has not yet rated movie m .

Recommender 2. Alternatively, we can recommend similar movies to those highly rated by the user. Suppose user n has rated movie m with a 5 ($a_{mn} = 5$). Under the ALS approximation $\mathbf{A} = \mathbf{WZ}$, where each row of \mathbf{W} represents the hidden features of each movie (see Section 14.5 on vector inner products), the solution involves identifying the most similar movies that user n has not rated (or watched), to movie m . Mathematically, this is expressed as:

$$\arg \max_{\mathbf{w}_i} \text{similarity}(\mathbf{w}_i, \mathbf{w}_m), \quad \text{for all } i \notin \mathbf{o}_n,$$

where \mathbf{w}_i 's are the rows of \mathbf{W} , each representing the hidden features of movie i , and \mathbf{o}_n represents a mask vector, indicating the movies that user n has rated.

The method described above relies on a similarity function applied to two vectors. The *cosine similarity* is the most commonly used measure. It is defined as the cosine of the angle between the two vectors:

$$\cos(\mathbf{x}, \mathbf{y}) = \frac{\mathbf{x}^\top \mathbf{y}}{\|\mathbf{x}\|_2 \cdot \|\mathbf{y}\|_2},$$

where the value ranges from -1 to 1 , with -1 representing perfectly dissimilar and 1 being perfectly similar. Based on this definition, it follows that the cosine similarity depends only on the angle between the two nonzero vectors, but not on their magnitudes since it can be regarded as the inner product between the normalized versions of these vectors. Another measure for calculating similarity is the *Pearson similarity*:

$$\text{Pearson}(\mathbf{x}, \mathbf{y}) = \frac{\text{Cov}(\mathbf{x}, \mathbf{y})}{\sigma_x \cdot \sigma_y} = \frac{\sum_{i=1}^n (x_i - \bar{x})(y_i - \bar{y})}{\sqrt{\sum_{i=1}^n (x_i - \bar{x})^2} \sqrt{\sum_{i=1}^n (y_i - \bar{y})^2}}.$$

It is calculated as the ratio between the covariance of two variables and the product of their standard deviations, whose range varies between -1 and 1 , where -1 is perfectly dissimilar, 1 is perfectly similar, and 0 indicates no linear relationship. Pearson similarity is commonly used to measure the linear correlation between two sets of data.

Both Pearson correlation and cosine similarity are widely used in various fields, including machine learning and data analysis. Pearson correlation is often used in regression analysis, while cosine similarity is commonly used in recommendation systems and information

retrieval. In our context, cosine similarity performs better in *precision-recall (PR) curve* analysis.

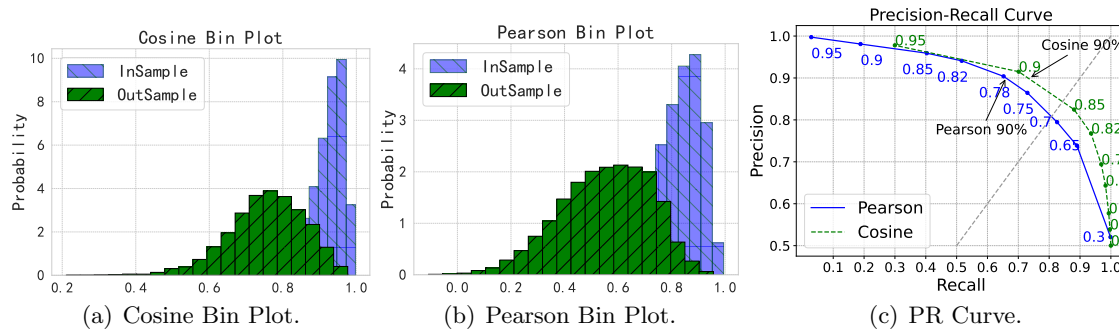


Figure 14.7: Distribution of the insample and outsample using cosine and Pearson similarities, and the Precision-Recall curves for both.

Building upon the previous example using the MovieLens 100K data set, we set $\lambda_w = \lambda_z = 0.15$ for regularization and a rank of 62 to minimize RMSE. We aim to analyze the similarity between different movie hidden vectors, and the goal of Recommender 2 is to see whether the matrix factorization can help differentiate high-rated from low-rated movies, thereby recommending movies correlated with the user’s high-rated ones. Define further the term “insample” as the similarity between the movies having rates 5 for each user, and “outsample” as the similarity between the movies having rates 5 and 1 for each user. Figure 14.7(a) and 14.7(b) depict the bin plots of the distributions of insample and outsample under cosine and Pearson similarities, respectively. In both scenarios, a clear distinction is observed between the distributions of the “insample” and “outsample” data, indicating that ALS decomposition can actually find the hidden features of different movies for each user. Figure 14.7(c) displays the *precision-recall (PR) curve* for these scenarios, where we find cosine similarity outperforms Pearson similarity, achieving over 73% recall with 90% precision. However, Pearson similarity can identify only about 64% of the high-rated movies with the same precision. In practice, other measures, such as *negative Euclidean distance*, can also be explored. The Euclidean distance measures the “dissimilarity” between two vectors; and a negative value thus represents their similarity.

The ALS method for recommendation discussed here is designed for *explicit data*, where the ratings provided by each user have a clear hierarchical meaning. In contrast, there are also recommendation systems for *implicit data*, where the system automatically infers users’ preferences by tracking their actions, such as which items they viewed, where they clicked, which products they purchased, or how long they spent on a web page. In such cases, ALS can be extended to more complex models, such as using a dictionary matrix to transform the explicit data into user and item latent vectors (He et al., 2017), incorporating multinomial prior into a variational auto-encoder, and enhancing the model’s ability to handle implicit feedback by leveraging probabilistic modeling techniques (Liang et al., 2018).

Chapter 14 Problems

- Least squares for rank-deficiency.** Let $\mathbf{A} \in \mathbb{R}^{m \times n}$ and $\mathbf{b} \in \mathbb{R}^m$. Show that the least squares problem $L(\mathbf{x}) = \|\mathbf{Ax} - \mathbf{b}\|_2^2$ has a minimizer $\mathbf{x}^* \in \mathbb{R}^n$ if and only if there exists a vector $\mathbf{y} \in \mathbb{R}^n$ such that $\mathbf{x}^* = \mathbf{A}^+\mathbf{b} + (\mathbf{I} - \mathbf{A}^+\mathbf{A})\mathbf{y}$, where \mathbf{A}^+ is the pseudo-inverse of \mathbf{A} .

- This shows that the least squares has a **unique** minimizer of $\mathbf{x}^* = \mathbf{A}^+\mathbf{b}$ only when \mathbf{A}^+ is a left inverse of \mathbf{A} (i.e., $\mathbf{A}^+\mathbf{A} = \mathbf{I}$). The solution in Lemma 14.1 is a special case.
- The optimal value is $L(\mathbf{x}^*) = \mathbf{b}^\top(\mathbf{I} - \mathbf{A}\mathbf{A}^+)\mathbf{b}$.
- If $\mathbf{y} \neq \mathbf{0}$: $\|\mathbf{A}^+\mathbf{b}\|_2 \leq \|\mathbf{A}^+\mathbf{b} + (\mathbf{I} - \mathbf{A}^+\mathbf{A})\mathbf{y}\|_2$.

Hint: See LS via SVD in Section 13.6.

2. **Least squares for rank-deficiency.** Let $\mathbf{A} \in \mathbb{R}^{m \times n}$ and $\mathbf{B} \in \mathbb{R}^{m \times p}$. Show that the least squares problem $L(\mathbf{X}) = \|\mathbf{A}\mathbf{X} - \mathbf{B}\|_F^2$ has a minimizer $\mathbf{X}^* = \mathbf{A}^+\mathbf{B} \in \mathbb{R}^{n \times p}$. Determine all the minimizers using Problem 14.1.
3. **Least squares for rank-deficiency.** Let $\mathbf{A} \in \mathbb{R}^{m \times n}$ and $\mathbf{B} \in \mathbb{R}^{p \times n}$. Show that the least squares problem $L(\mathbf{X}) = \|\mathbf{X}\mathbf{A} - \mathbf{B}\|_F^2$ has a minimizer $\mathbf{X}^* = \mathbf{B}\mathbf{A}^+ \in \mathbb{R}^{p \times m}$.
4. Prove Lemma 14.8.
5. **Marginally convex.** Let $D(\mathbf{A}, \mathbf{B})$ be convex in the second argument \mathbf{B} . Show that $D(\mathbf{A}, \mathbf{W}\mathbf{Z})$ is convex in \mathbf{W} for a fixed \mathbf{Z} , and vice versa.
6. Derive the update of column-by-column fashion for Algorithm 8.
7. **Orthogonal and projective matrix factorization.** Consider the optimization $\min_{\mathbf{W}} \|\mathbf{A} - \mathbf{W}\mathbf{Z}\|_F^2$ such that $\mathbf{Z}\mathbf{Z}^\top = \mathbf{I}_K$, where $\mathbf{A} \in \mathbb{R}^{M \times N}$, $\mathbf{W} \in \mathbb{R}^{M \times K}$, $\mathbf{Z} \in \mathbb{R}^{K \times N}$, and $K \leq \min\{M, N\}$. Show that the optimal value \mathbf{W}^* given \mathbf{Z} is $\mathbf{A}\mathbf{Z}^\top$. This indicates that the matrix factorization optimization can be equivalently stated as $\min_{\mathbf{Z}\mathbf{Z}^\top = \mathbf{I}_K} \|\mathbf{A} - \mathbf{A}\mathbf{Z}^\top\mathbf{Z}\|_F^2$. And the relaxed problem is called the *projective matrix factorization* (Yuan and Oja, 2005; Yang and Oja, 2010):

$$\min_{\mathbf{Z}} \left\| \mathbf{A} - \mathbf{A}\mathbf{Z}^\top\mathbf{Z} \right\|_F^2,$$

where each row of \mathbf{A} is projected onto a K -dimensional subspace, hence the name. The interpretations of orthogonal and projective matrix factorizations are discussed in Problem 15.11.

8. **Regularized least squares (RLS).** Given $\mathbf{A} \in \mathbb{R}^{m \times n}$, $\mathbf{b} \in \mathbb{R}^m$, $\mathbf{B} \in \mathbb{R}^{p \times n}$, and $\lambda \in \mathbb{R}_{++}$, we consider the constrained least squares problem:

$$\min_{\mathbf{x} \in \mathbb{R}^n} \|\mathbf{A}\mathbf{x} - \mathbf{b}\|_2^2 + \lambda \|\mathbf{B}\mathbf{x}\|_2^2.$$

Show that the constrained least squares (RLS) problem has a unique solution if and only if $\mathcal{N}(\mathbf{A}) \cap \mathcal{N}(\mathbf{B}) = \{\mathbf{0}\}$.

9. **Denoising via RLS.** Consider a noisy measurement of a signal $\mathbf{x} \in \mathbb{R}^n$: $\mathbf{y} = \mathbf{x} + \mathbf{e}$, where \mathbf{y} is the observed measurement, and \mathbf{e} is the noise vector. We want to find an estimate \mathbf{x} of the observed measurement \mathbf{y} such that $\mathbf{x} \approx \mathbf{y}$: $\min \|\mathbf{x} - \mathbf{y}\|_2^2$. Apparently, the optimal solution of this optimization is given by $\mathbf{x} = \mathbf{y}$; however, it is meaningless. To improve the estimate, we can add a penalty term for the differences between consecutive observations: $R(\mathbf{x}) = \sum_{i=1}^{n-1} (x_i - x_{i+1})^2$. Then,
 - Find the constrained least squares representation for this problem and derive the constrained least squares solution.
 - Find some applications of this denoising problem. For example, when we model the profit and loss signal of a financial asset, the two observations over consecutive days of the underlying asset should exhibit smooth transitions rather than abrupt changes.
10. **Weighted least squares (WLS).** Building upon the assumptions in Lemma 14.1, we consider further that each data point $i \in \{1, 2, \dots, m\}$ (i.e., each row of \mathbf{A}) has a

weight w_i . This means some data points may carry greater significance than others, and we can produce approximate minimizers that reflect this. Show that the value $\mathbf{x}_{WLS} = (\mathbf{A}^\top \mathbf{W}^2 \mathbf{A})^{-1} \mathbf{A}^\top \mathbf{W}^2 \mathbf{b}$ serves as the *weighted least squares (WLS)* estimate of \mathbf{x} , where $\mathbf{W} = \text{diag}(w_1, w_2, \dots, w_m) \in \mathbb{R}^{m \times m}$. *Hint: Find the normal equation for this problem.*

11. **Positive definite weighted least squares (PDWLS).** Building upon the assumptions in Lemma 14.1, we consider further the matrix equation $\mathbf{Ax} + \mathbf{e} = \mathbf{b}$, where \mathbf{e} is an error vector. Define the weighted error squared sum $E_w = \mathbf{e}^\top \mathbf{W} \mathbf{e}$, where the weighting matrix \mathbf{W} is positive definite. Show that the positive definite weighted least squares solution is $\mathbf{x}^* = (\mathbf{A}^\top \mathbf{W} \mathbf{A})^{-1} \mathbf{A}^\top \mathbf{W} \mathbf{b}$. *Hint: Compute the gradient of $E_w = (\mathbf{b} - \mathbf{Ax})^\top \mathbf{W} (\mathbf{b} - \mathbf{Ax})$.*
12. **Weighted color noise least squares.** Building upon the assumptions in Lemma 14.1, we consider the matrix equation $\mathbf{Ax} + \mathbf{e} = \mathbf{b}$, where \mathbf{e} is an additive color noise vector satisfying the conditions $\mathbb{E}[\mathbf{e}] = \mathbf{0}$ and $\mathbb{E}[\mathbf{e}\mathbf{e}^\top] = \mathbf{\Sigma}$, where $\mathbf{\Sigma}$ is known. Use the weighting error function $E_w = \mathbf{e}^\top \mathbf{W} \mathbf{e}$ as the cost function for finding the optimal estimate \mathbf{x}^* . Show that $\mathbf{x}^* = (\mathbf{A}^\top \mathbf{W} \mathbf{A})^{-1} \mathbf{A}^\top \mathbf{W} \mathbf{b}$, where the optimal choice of the weighting matrix \mathbf{W} is $\mathbf{W}^* = \mathbf{\Sigma}^{-1}$. *Hint: Compute the gradient of $E_w = (\mathbf{b} - \mathbf{Ax})^\top \mathbf{W} (\mathbf{b} - \mathbf{Ax})$.*
13. **Transformed least squares (TLS).** Building upon the assumptions in Lemma 14.1, we consider further the restriction $\mathbf{x} = \mathbf{C}\boldsymbol{\gamma} + \mathbf{c}$, where $\mathbf{C} \in \mathbb{R}^{n \times k}$ is a known matrix such that \mathbf{AC} has full rank, \mathbf{c} is a known vector, and $\boldsymbol{\gamma}$ is an unknown vector. Show that the value $\mathbf{x}_{TLS} = \mathbf{C}(\mathbf{C}^\top \mathbf{A}^\top \mathbf{A} \mathbf{C})^{-1} (\mathbf{C}^\top \mathbf{A}^\top) (\mathbf{b} - \mathbf{Ac}) + \mathbf{c}$ serves as the *transformed least squares (TLS)* estimate of \mathbf{x} .
14. Find the transformed weighted least squares estimate.
15. **First-order optimality condition for local optima points.** Consider *Fermat's theorem*: for a one-dimensional function $g(\cdot)$ defined and differentiable over an interval (a, b) , if a point $x^* \in (a, b)$ is a local maximum or minimum, then $g'(x^*) = 0$. Prove the first-order optimality conditions for multivariate functions based on Fermat's theorem for one-dimensional functions. That is, let $f : \mathbb{S} \rightarrow \mathbb{R}$ be a function defined on a set $\mathbb{S} \subseteq \mathbb{R}^n$. Suppose that $\mathbf{x}^* \in \text{int}(\mathbb{S})$, i.e., in the interior point of the set, is a local optimum point and that all the partial derivatives of f exist at \mathbf{x}^* . Then $\nabla f(\mathbf{x}^*) = \mathbf{0}$, i.e., the gradient vanishes at all local optimum points. (Note that, this optimality condition is a necessary condition but not sufficient; however, there could be vanished points which are not local maximum or minimum point.) *Hint: Consider the one-dimensional function $g(t) = f(\mathbf{x}^* + t\mathbf{e}_i)$ for $i \in \{1, 2, \dots, n\}$.*
16. **Global minimum point of convex functions.** Let function f be a twice continuously differentiable function defined over \mathbb{R}^n . Suppose that the Hessian $\nabla^2 f(\mathbf{x}) \succeq \mathbf{0}$ for any $\mathbf{x} \in \mathbb{R}^n$ (i.e., the Hessian is always positive semidefinite¹⁷). This property is also referred to as the *convexity*. Show that \mathbf{x}^* is a global minimum point of f if $\nabla f(\mathbf{x}^*) = \mathbf{0}$. *Hint: Use the linear approximation theorem.*
17. **Two-sided matrix least squares (Friedland and Torokhti, 2007; Aggarwal et al., 2020).** Let \mathbf{B} be an $M \times K$ matrix and \mathbf{C} be a $P \times N$ matrix. Find the $K \times P$ matrix \mathbf{X} such that $L(\mathbf{X}) = \|\mathbf{A} - \mathbf{BXC}\|_F^2$ is minimized, where $\mathbf{A} \in \mathbb{R}^{M \times N}$ is known.
 - Derive the derivative of L with respect to \mathbf{X} and the optimality conditions.
 - Show that one possible solution to the optimality conditions is $\mathbf{X}^* = \mathbf{B}^+ \mathbf{A} \mathbf{C}^+$, where \mathbf{B}^+ and \mathbf{C}^+ are the pseudo-inverses of \mathbf{B} and \mathbf{C} , respectively.

17. Instead, if we assume the Hessian is positive semidefinite at a given point, then the point is a local minimum point.

Similarly, consider the optimization with $\text{rank}(\mathbf{X}) \leq p$: $L(\mathbf{X}) = \|\mathbf{A} - \mathbf{BXC}\|_F^2$, s.t. $\text{rank}(\mathbf{X}) \leq p$. Show that

- One possible solution to this is $\mathbf{X}^* = \mathbf{B}^+ \mathbf{A}_p \mathbf{C}^+$, where \mathbf{A}_p a truncated SVD of $\mathbf{BB}^+ \mathbf{AC}^+ \mathbf{C}$ by replacing all but the p largest singular values by zero.
 - \mathbf{X}^* also minimizes $\|\mathbf{X}\|_F$, i.e., has the smallest magnitude among all solutions.
 - \mathbf{X}^* is the **unique** solution if and only if either $\text{rank}(\mathbf{BB}^+ \mathbf{AC}^+ \mathbf{C}) \leq p$ or both $\text{rank}(\mathbf{BB}^+ \mathbf{AC}^+ \mathbf{C}) \geq p$ and $\sigma_{p+1}(\mathbf{BB}^+ \mathbf{AC}^+ \mathbf{C}) < \sigma_p(\mathbf{BB}^+ \mathbf{AC}^+ \mathbf{C})$.
18. **Monotonic progress of gradient descent.** Consider the gradient descent for a differentiable function $f(\mathbf{x}) : \mathbb{R}^n \rightarrow \mathbb{R}$ that is L -strongly smooth¹⁸. Suppose the iterate $\mathbf{x}^{(t+1)}$ is obtained from iterate $\mathbf{x}^{(t)}$ by $\mathbf{x}^{(t+1)} = \mathbf{x}^{(t)} - \eta \nabla f(\mathbf{x}^{(t)})$. Show that
- If the step size $\eta \leq \frac{2}{L}$, the function value f is nonincreasing: $f(\mathbf{x}^{(t+1)}) \leq f(\mathbf{x}^{(t)})$.
 - If the step size $\eta \in [\frac{1}{2L}, \frac{1}{L}]$, the gradient satisfies $\|\nabla f(\mathbf{x}^{(t)})\|_2 \leq \epsilon$ after $T = \mathcal{O}(\frac{1}{\epsilon^2})$ steps.
19. (Rennie and Srebro, 2005; Mazumder et al., 2010) Consider the nuclear norm¹⁹ $\|\mathbf{A}\|_n$ of any matrix $\mathbf{A} \in \mathbb{R}^{m \times n}$ with rank r . Show that

$$\|\mathbf{A}\|_n = \min_{\substack{\mathbf{W} \in \mathbb{R}^{m \times r} \\ \mathbf{Z} \in \mathbb{R}^{r \times n}} \frac{1}{2} (\|\mathbf{W}\|_F^2 + \|\mathbf{Z}\|_F^2) \quad \text{s.t.} \quad \mathbf{A} = \mathbf{WZ}$$

20. Let $\mathbf{A}_1, \mathbf{A}_2 \in \mathbb{R}^{m \times n}$ be any $m \times n$ matrices with rank r_1 and rank r_2 , respectively. Show that their Hadamard product $\mathbf{A}_1 \otimes \mathbf{A}_2$ has rank at most $r_1 \cdot r_2$: $\text{rank}(\mathbf{A}_1 \otimes \mathbf{A}_2) \leq \text{rank}(\mathbf{A}_1) \text{rank}(\mathbf{A}_2)$.

¹⁸. A continuously differentiable function $f : \mathbb{R}^n \rightarrow \mathbb{R}$ is called L -strongly smooth (SS) if, for every $\mathbf{x}, \mathbf{y} \in \mathbb{R}^n$, it follows that $f(\mathbf{y}) - f(\mathbf{x}) - f(\mathbf{x})^\top (\mathbf{y} - \mathbf{x}) \leq \frac{L}{2} \|\mathbf{x} - \mathbf{y}\|^2$.

¹⁹. The nuclear norm is defined as the sum of singular values of a matrix and provides the tightest convex envelope of the rank function of a matrix.

Nonnegative Matrix Factorization (NMF)

15.1. Nonnegative Matrix Factorization

In the era of big data, extracting meaningful patterns and latent structures from high-dimensional data sets has become a central challenge in various scientific and technological fields. Singular value decomposition (SVD) is supported by robust theoretical foundations and is applicable in a wide range of contexts. However, it does have limitations; for example, when applied to a nonnegative matrix ¹, SVD can produce negative values, which can be challenging to interpret. To overcome this limitation, *nonnegative matrix factorization (NMF)* has emerged as a powerful and interpretable tool for dimensionality reduction, feature extraction, and discovering latent structures within complex data. Early consideration of the NMF problem was due to Paatero and Tapper (1994); Cohen and Rothblum (1993), who referred it as *positive matrix factorization*. Later, Lee and Seung (2001) popularized the problem with the introduction of the *multiplicative update* rule.

Following the matrix factorization using the alternating least squares (ALS) method, we now consider algorithms for solving the NMF problem:

- Given a nonnegative matrix $\mathbf{A} \in \mathbb{R}_+^{M \times N}$ with rank r , find nonnegative matrix factors $\mathbf{W} \in \mathbb{R}_+^{M \times K}$ and $\mathbf{Z} \in \mathbb{R}_+^{K \times N}$ such that: $\mathbf{A} \approx \mathbf{W}\mathbf{Z}$.

As mentioned in the ALS section, the fundamental challenge in linear data analysis involves transforming or decomposing a high-dimensional data vector into a linear combination of lower-dimensional vectors. This transformation captures the essential characteristics of the original data, making it suitable for pattern recognition tasks. Consequently, these lower-dimensional vectors are often referred to as “*hidden vectors*,” “*pattern vectors*,” or “*feature vectors*.” When conducting data analysis, building models, and processing information, it is crucial to meet two primary requirements for a pattern vector:

- *Interpretability*. Each component of a pattern vector should possess clear physical or physiological significance, allowing for a meaningful understanding of the data.
- *Statistical fidelity*. In cases where the data are reliable and contain minimal error or noise, the components of a pattern vector should effectively capture the variability within the data, reflecting its primary distribution of information.

The NMF approach addresses these issues in various applications. For example:

1. Nonnegative matrices possess unique properties in linear algebra and are crucial for theoretical analysis; see Problems 15.12~15.18.

- In document collections, documents are represented as vectors, with each vector element indicating the frequency (often weighted) of a specific term within the document. Arranging these document vectors sequentially forms a nonnegative term-by-document matrix, which provides a numerical representation of the entire document collection.
- In image collections, each image is depicted by a vector, where each vector element represents a pixel. The value of each element, a nonnegative number, reflects the intensity and color of the corresponding pixel, leading to a nonnegative pixel-by-image matrix.
- In gene expression analysis, observations from gene sequences under different experimental conditions are compiled into gene-by-experiment matrices. These matrices encapsulate the variations in gene expression across experiments.
- For item sets or recommendation systems, customer purchase histories or ratings for a selection of items are recorded in a nonnegative sparse matrix. This matrix efficiently captures the sparse nature of user interactions with a large number of potential items.

Unlike arbitrary linear combinations, the linear combinations in the NMF context involve only nonnegative weights of nonnegative template vectors (basis vectors, i.e., the columns of \mathbf{W}). As a result, there are no effects such as destructive interference, where a positive component could be canceled out by adding a negative component. Instead, the data vectors must be explained using purely constructive methods, involving only positive components. The nonnegativity constraint inherently imposes sparsity, enabling the factorization to capture additive features, which is especially advantageous in applications where parts-based representations are meaningful. This constraint makes it find applications in diverse fields such as text mining, image processing, document analysis, and bioinformatics, where the identified components often correspond to distinct parts or features. For example, in image processing, NMF has proven valuable for tasks such as object detection, image segmentation, and facial recognition (Lee and Seung, 2001; Gillis, 2014, 2020). The decomposition into nonnegative components aligns with the intuitive notion that images are composed of identifiable parts. In the topic recovery problem, each column of \mathbf{A} denotes a document; the NMF aligns with a soft clustering approach where each column of \mathbf{W} represents a topic, and the positive entries of each column of \mathbf{Z} represent the positive weights of each document for those topics (Shahnaz et al., 2006). On the other hand, a nonnegative matrix factorization $\mathbf{A} \approx \mathbf{W}\mathbf{Z}$ can be applied for clustering algorithm. Specifically, the data vector \mathbf{a}_j is assigned to cluster i if z_{ij} is the largest element in column j of \mathbf{Z} (Brunet et al., 2004; Gao and Church, 2005). See also the applications of the NMF in the survey paper Berry et al. (2007). In conclusion, the popularity of NMF stems from its ability to automatically extract sparse and easily interpretable factors.

To measure the quality of the approximation, we evaluate the loss by computing the Frobenius norm of the difference between the original matrix and the approximation:

$$L(\mathbf{W}, \mathbf{Z}) = D(\mathbf{A}, \mathbf{W}\mathbf{Z}) = \frac{1}{2} \|\mathbf{W}\mathbf{Z} - \mathbf{A}\|_F^2, \quad 2 \tag{15.1}$$

where $L(\mathbf{W}, \mathbf{Z})$ indicates it is a loss function w.r.t. \mathbf{W} and \mathbf{Z} , and $D(\mathbf{A}, \mathbf{W}\mathbf{Z})$ implies it is a distance/divergence between \mathbf{A} and $\mathbf{W}\mathbf{Z}$ (we will use the two notations interchangeably when necessary). The Frobenius norm is arguably the most widely used norm for NMF because it corresponds to Gaussian additive noise, which is reasonable in many situations and allows for the design of particularly efficient algorithms. For nonnegative data, Gaussian

2. Note that we include a scaling factor of $\frac{1}{2}$ for easier discussion.

noise can be interpreted as a truncated version of Gaussian noise (Lu, 2023). In later sections, we will extend this approach to include more general β -divergences (Section 15.8).

When we want to find two nonnegative matrices $\mathbf{W} \in \mathbb{R}_+^{M \times r}$ and $\mathbf{Z} \in \mathbb{R}_+^{r \times N}$ such that $\mathbf{A} = \mathbf{W}\mathbf{Z}$, the problem is known as the *Exact NMF* of \mathbf{A} of size r . Exact NMF is NP-hard (Vavasis, 2010; Gillis, 2020). Thus, we only consider the approximation of NMF here.

In the context of collaborative filtering, it is recognized that NMF via multiplicative updates can result in overfitting despite favorable convergence results. The overfitting can be partially mitigated through regularization, but its out-of-sample performance remains low. Bayesian optimization through the use of generative models, on the other hand, can effectively prevent overfitting in nonnegative matrix factorization (Brouwer et al., 2017; Lu and Ye, 2022; Lu, 2023). In the following sections, we introduce several methods for solving NMF problems and provide a brief discussion of their applications.

Algorithm 14 Projected Gradient Descent Method

Require: A function $f(\mathbf{x})$ and a set \mathbb{S} ;

- 1: **for** $t = 1, 2, \dots$ **do**
 - 2: Pick a step size η_t ;
 - 3: Set $\mathbf{x}^{(t+1)} \leftarrow \mathcal{P}_{\mathbb{S}}(\mathbf{x}^{(t)} - \eta_t \nabla f(\mathbf{x}^{(t)}))$;
 - 4: **end for**
 - 5: Output final \mathbf{x} ;
-

15.2. NMF via Alternating Projected Gradient Descent (APGD)

The projected gradient descent (PGD, Algorithm 14) addresses the minimization of a function over a set \mathbb{S} :

$$\min_{\mathbf{x} \in \mathbb{S}} f(\mathbf{x}).$$

The *orthogonal projection* is defined as $\mathcal{P}_{\mathbb{S}}(\mathbf{x}) = \arg \min_{\mathbf{y} \in \mathbb{S}} \|\mathbf{y} - \mathbf{x}\|_2$. When \mathbb{S} is the nonnegative orthant, $\mathcal{P}_{\mathbb{S}}(\mathbf{x})$ simplifies to $\mathcal{P}_{\mathbb{S}}(\mathbf{x}) = \max\{\mathbf{0}, \mathbf{x}\}$, where the max operator is applied componentwise.

Therefore, the *alternating PGD (APGD)* approach for NMF updates the factored components iteratively by

$$\mathbf{Z} \leftarrow \max \left\{ \mathbf{0}, \arg \min_{\mathbf{Z} \in \mathbb{R}^{K \times N}} \|\mathbf{W}\mathbf{Z} - \mathbf{A}\|_F \right\} \quad \text{and} \quad \mathbf{W} \leftarrow \max \left\{ \mathbf{0}, \arg \min_{\mathbf{W} \in \mathbb{R}^{M \times K}} \|\mathbf{W}\mathbf{Z} - \mathbf{A}\|_F \right\},$$

where each update can be solved using a least squares method followed by projection onto the nonnegative orthant. Due to the projection, the solution may not be properly scaled. A closed-form scaling factor γ can improve the solution at each iteration:

$$\gamma^* = \arg \min_{\gamma \geq 0} \|\gamma \mathbf{W}\mathbf{Z} - \mathbf{A}\|_F = \frac{\langle \mathbf{A}, \mathbf{W}\mathbf{Z} \rangle}{\langle \mathbf{W}\mathbf{Z}, \mathbf{W}\mathbf{Z} \rangle} = \frac{\langle \mathbf{A}\mathbf{Z}^\top, \mathbf{W} \rangle}{\langle \mathbf{W}^\top \mathbf{W}, \mathbf{Z}\mathbf{Z}^\top \rangle}.$$

While it is generally not advised to use APGD due to its convergence challenges, APGD can be quite effective as an initialization method. This approach involves running a few iterations of APGD before switching to a different NMF algorithm, which is particularly beneficial for sparse matrices (Gillis, 2014).

15.3. NMF via Alternating Nonnegative Least Squares (ANLS)

The fundamental element of the ALS approach is the least squares problem (Lemma 14.1). For NMF, we focus on the *nonnegative least squares (NNLS)* problem:

$$\min_{\mathbf{x} \geq \mathbf{0}} f(\mathbf{x}) = \min_{\mathbf{x} \geq \mathbf{0}} \frac{1}{2} \|\mathbf{b} - \mathbf{M}\mathbf{x}\|_2^2 \quad \text{with } \mathbf{M} \in \mathbb{R}^{m \times n}, \mathbf{b} \in \mathbb{R}^m, \mathbf{x} \in \mathbb{R}_+^n. \quad (15.2)$$

The KKT conditions imply the complementary slackness condition $\lambda_i x_i^* = 0, \forall i$, where λ_i is the Lagrangian multiplier; and the optimal condition $\nabla f(\mathbf{x}^*) - \sum_i \lambda_i \mathbf{e}_i = \mathbf{0}$, where \mathbf{x}^* denotes the optimal solution of the NNLS problem. Together, the complementary slackness and the optimal condition indicate that:

$$\nabla f(\mathbf{x}^*) = \sum_{i: x_i^* = 0} \lambda_i \mathbf{e}_i.$$

Therefore, we conclude that

$$\text{(KKT of NNLS)} \quad \mathbf{x}^* \geq \mathbf{0}, \quad \nabla f(\mathbf{x}^*) \geq \mathbf{0}, \quad \text{and} \quad x_i^* (\nabla f(\mathbf{x}^*))_i = 0, \forall i. \quad (15.3)$$

These conditions imply sparsity when the nonnegative constraint is applied, meaning the NNLS or NMF problem inherently imposes a **sparsity constraint**.

Assume we are given the inactive set $I \subseteq \{1, 2, \dots, n\}$:

$$I = \{i \mid x_i^* > 0, \forall i \in \{1, 2, \dots, n\}\}.$$

The complement of I is the so-called *active set*, where the corresponding constraints are active. That is, the active set contains indices i such that $x_i^* = 0$. The nonzero entries of \mathbf{x}^* can be determined by solving the following linear system:

$$[\nabla_{\mathbf{x}} f(\mathbf{x})]_I = \mathbf{0} \iff [\mathbf{M}^\top (\mathbf{M}\mathbf{x} - \mathbf{b})]_I = \mathbf{0} \iff \mathbf{M}[:, I]^\top \mathbf{M}[:, I] \mathbf{x}[I] = \mathbf{M}[:, I]^\top \mathbf{b}.$$

These are the normal equations of the unconstrained least squares problem for $\mathbf{x}[I]$, that is,

$$\min_{\mathbf{x}[I]} \frac{1}{2} \|\mathbf{b} - \mathbf{M}[:, I] \mathbf{x}[I]\|_2^2.$$

This leads to the *active-set method*, which iteratively updates the active set through pivoting (that is, entering and removing variables from the active set) to ensure the objective function decreases (Lawson and Hanson, 1995); see Algorithm 15.

Alternating nonnegative least squares (ANLS). Once we have the active-set method for NNLS problems, NMF can be achieved by replacing OLS in ALS algorithms with NNLS, known as *alternating nonnegative least squares (ANLS)* (Kim and Park, 2011). Given a fixed \mathbf{W} , the NMF can be solved for each column of \mathbf{Z} separately:

$$\frac{1}{2} \|\mathbf{A} - \mathbf{W}\mathbf{Z}\|_F^2 = \frac{1}{2} \sum_{n=1}^N \|\mathbf{a}_n - \mathbf{W}\mathbf{z}_n\|_2^2,$$

where each subproblem $\min_{\mathbf{z}_n \geq \mathbf{0}} \|\mathbf{a}_n - \mathbf{W}\mathbf{z}_n\|_2^2$ can be solved using NNLS. Since the NMF problem is symmetric: $\mathbf{A} = \mathbf{W}\mathbf{Z}$ if and only if $\mathbf{A}^\top = \mathbf{Z}^\top \mathbf{W}^\top$ such that $D(\mathbf{A}, \mathbf{W}\mathbf{Z}) = D(\mathbf{A}^\top, \mathbf{Z}^\top \mathbf{W}^\top)$. The analysis of optimizing \mathbf{W} given \mathbf{Z} follows directly from the previous methodology. We should also note that since the initial guess of \mathbf{W} and \mathbf{Z} typically offers a poor approximation of \mathbf{A} , solving the NNLS subproblems exactly in the early stages of the alternating algorithms is often unnecessary. Instead, it can be more efficient to use ANLS as a refinement step within a less computationally expensive NMF algorithm, such as APGD or MU (discussed in later sections)

Algorithm 15 Nonnegative Least Squares (NNLS) via Active-Set Method

Require: A real-valued matrix $\mathbf{M} \in \mathbb{R}^{m \times n}$, a real-valued vector $\mathbf{b} \in \mathbb{R}^m$;

- 1: Initialize index sets $I = \emptyset$ and $J = \{1, \dots, n\}$;
- 2: Initialize unknown $\mathbf{x} \in \mathbb{R}^n$ to an all-zero vector and let $\mathbf{w} \leftarrow \mathbf{M}^\top (\mathbf{b} - \mathbf{M}\mathbf{x})$;
- 3: Let $\mathbf{w}[J]$ denote the sub-vector with indices from J ;
- 4: Choose a stopping criterion on the approximation error δ ;
- 5: Choose the maximal number of iterations C ;
- 6: $iter = 0$; ▷ Count for the number of iterations
- 7: **while** $J \neq \emptyset$ and $\max(\mathbf{w}[J]) > \delta$ and $iter < C$ **do**
- 8: $iter = iter + 1$;
- 9: Let j in J be the index of $\max(\mathbf{w}[J])$ in \mathbf{w} : $j = \arg \max_{j \in J} w_j$;
- 10: Add j to I and remove j from J such that $I \cup J = \{1, 2, \dots, n\}$;
- 11: Let $\mathbf{M}[:, I]$ be \mathbf{M} restricted to the variables/columns included in I ;
- 12: Let \mathbf{s} be vector of same length as \mathbf{x} ; Let $\mathbf{s}[I]$ denote the sub-vector with indices from I , and let $\mathbf{s}[J]$ denote the sub-vector with indices from J ;
- 13: Set $\mathbf{s}[I] \leftarrow ((\mathbf{M}[:, I])^\top \mathbf{M}[:, I])^{-1} (\mathbf{M}[:, I])^\top \mathbf{b}$ and $\mathbf{s}[J]$ to zero;
- 14: **while** $\min(\mathbf{s}[I]) \leq 0$ **do**
- 15: Let $\alpha \leftarrow \min \frac{x_i}{x_i - s_i}$ for i in I where $s_i \leq 0$;
- 16: Set $\mathbf{x} \leftarrow \mathbf{x} + \alpha(\mathbf{s} - \mathbf{x})$;
- 17: Move to J all indices j in I such that $x_j \leq 0$;
- 18: Set $\mathbf{s}[I] \leftarrow ((\mathbf{M}[:, I])^\top \mathbf{M}[:, I])^{-1} (\mathbf{M}[:, I])^\top \mathbf{b}$;
- 19: **end while**
- 20: Set $\mathbf{s}[J]$ to zero;
- 21: Set $\mathbf{x} \leftarrow \mathbf{s}$;
- 22: Set $\mathbf{w} \leftarrow \mathbf{M}^\top (\mathbf{b} - \mathbf{M}\mathbf{x})$;
- 23: **end while**
- 24: Output \mathbf{x} ;

15.4. NMF via Hierarchical Alternating Nonnegative Least Squares

Let $\mathbf{a}, \mathbf{b} \in \mathbb{R}_+^n$ be two nonnegative vectors, then the *univariate NNLS* problem can be formulated as

$$\min_{x \geq 0} \|\mathbf{a} - x\mathbf{b}\|_2^2.$$

The solution of x can be obtained in closed-form: $x = \max\{0, \frac{\mathbf{b}^\top \mathbf{a}}{\|\mathbf{b}\|_2^2}\}$ if $\|\mathbf{b}\|_2 \neq 0$. Having this univariate NNLS solution in mind, we consider the k -th row of \mathbf{Z} for $k \in \{1, 2, \dots, K\}$, the subproblem in NMF is

$$\min_{\mathbf{Z}^{[k, :]} \geq \mathbf{0}} \left\| \underbrace{\left(\mathbf{A} - \sum_{p \neq k} \mathbf{W}[:, p] \mathbf{Z}[p, :] \right)}_{=\mathbf{A}_k} - \mathbf{W}[:, k] \mathbf{Z}[k, :]\right\|_F^2, \quad \forall k, \quad \text{3} \quad (15.4)$$

which indicates the entries in a row of \mathbf{Z} do not interact (similarly, entries in a column of \mathbf{W} do not interact). Therefore, the optimization of each entry in a row of \mathbf{Z} can be decoupled. Let $\mathbf{A}_k = \left(\mathbf{A} - \sum_{p \neq k} \mathbf{W}[:, p] \mathbf{Z}[p, :] \right)$, the NMF problem becomes a set of rank-one updates

3. This subproblem is convex and is L -Lipschitz gradient continuous/ L -strongly smooth (definition in Problem 14.18); see Problem 15.1.

on \mathbf{A}_k , for $k \in \{1, 2, \dots, K\}$. The solution is

$$\mathbf{Z}^*[k, :] = \arg \min_{\mathbf{Z}[k, :] \geq \mathbf{0}} \|\mathbf{A}_k - \mathbf{W}[:, k] \mathbf{Z}[k, :]\|_F^2 = \max \left(\mathbf{0}, \frac{\mathbf{W}[:, k]^\top \mathbf{A}_k}{\|\mathbf{W}[:, k]\|_2^2} \right), \quad \forall k,$$

where the max operator is applied componentwise. This leads to the *hierarchical ANLS (Hi-ANLS)* solution for NMF problems, which iteratively solves a univariate NNLS problem. The procedure is described in Algorithm 16, where we note that $\mathbf{Z}[k, :]^\top = \mathbf{Z}^\top[:, k]$. In the algorithm, we update the k -th row of \mathbf{Z} and k -th column of \mathbf{W} in an interleaved manner. Gillis and Glineur (2012) show that updating \mathbf{Z} several times before updating \mathbf{W} can significantly improve the performance since this reuses the results of $\mathbf{W}^\top \mathbf{A}$ and $\mathbf{W}^\top \mathbf{W}$.

Algorithm 16 NMF via Hierarchical Alternating Nonnegative Least Squares (Hi-ANLS)

Require: Matrix $\mathbf{A} \in \mathbb{R}_+^{M \times N}$;

- 1: Initialize $\mathbf{W} \in \mathbb{R}_{++}^{M \times K}$, $\mathbf{Z} \in \mathbb{R}_{++}^{K \times N}$ randomly with positive entries;
 - 2: Choose a stop criterion on the approximation error δ ;
 - 3: Choose maximal number of iterations C ;
 - 4: $iter = 0$; ▷ Count for the number of iterations
 - 5: **while** $\|\mathbf{A} - (\mathbf{W}\mathbf{Z})\|_F^2 > \delta$ and $iter < C$ **do**
 - 6: $iter = iter + 1$;
 - 7: **for** $k = 1$ to K **do**
 - 8: $\mathbf{Z}[k, :] \leftarrow \max \left(\mathbf{0}, \frac{\mathbf{W}[:, k]^\top \mathbf{A}_k}{\|\mathbf{W}[:, k]\|_2^2} \right)$; ▷ $\mathbf{A}_k = (\mathbf{A} - \sum_{p \neq k} \mathbf{W}[:, p] \mathbf{Z}[p, :])$
 - 9: $\mathbf{W}[:, k] \leftarrow \max \left(\mathbf{0}, \frac{\mathbf{A}_k \mathbf{Z}[k, :]^\top}{\|\mathbf{Z}[k, :]\|_2^2} \right)$;
 - 10: **end for**
 - 11: **end while**
 - 12: Output \mathbf{W}, \mathbf{Z} ;
-

15.5. NMF via Alternating Direction Methods of Multipliers (ADMM)

We briefly introduce the *alternating direction methods of multipliers (ADMM)* and then discuss its applications in matrix factorization and NMF.

ADMM. ADMM addresses the following convex optimization problem:

$$\min_{\mathbf{x}, \mathbf{z}} f(\mathbf{x}) + g(\mathbf{z}), \quad \text{s.t.} \quad \mathbf{D}\mathbf{x} + \mathbf{E}\mathbf{z} = \mathbf{f}. \quad (15.5)$$

Given a parameter $\rho > 0$, the *augmented Lagrangian* of (15.5) is

$$L_\rho(\mathbf{x}, \mathbf{z}, \mathbf{l}) = f(\mathbf{x}) + g(\mathbf{z}) + \langle \mathbf{l}, \mathbf{D}\mathbf{x} + \mathbf{E}\mathbf{z} - \mathbf{f} \rangle + \frac{\rho}{2} \|\mathbf{D}\mathbf{x} + \mathbf{E}\mathbf{z} - \mathbf{f}\|_2^2. \quad (15.6)$$

When $\rho = 0$, the augmented Lagrangian reduces to the Lagrangian function; when $\rho > 0$, the augmented Lagrangian function acts as a penalized version of the Lagrangian function. The *augmented Lagrangian method* solves the problem by performing the following steps (at the $(t + 1)$ -th iteration):

$$\text{augmented Lagrangian:} \quad \begin{cases} (\mathbf{x}^{(t+1)}, \mathbf{z}^{(t+1)}) \in \arg \min_{\mathbf{x}, \mathbf{z}} L_\rho(\mathbf{x}, \mathbf{z}, \mathbf{l}); \\ \mathbf{l}^{(t+1)} = \mathbf{l}^{(t)} + \rho(\mathbf{D}\mathbf{x}^{(t+1)} + \mathbf{E}\mathbf{z}^{(t+1)} - \mathbf{f}), \end{cases}$$

where the update on $\mathbf{l}^{(t+1)}$ is derived from the *conjugate subgradient theorem* (see, for example, Bach et al. (2011)), and the symbol ‘ \in ’ indicates that the minimum points may not be uniquely determined. One source of difficulty is the coupling term between the \mathbf{x} and \mathbf{z} variables, which is of the form $\rho(\mathbf{x}^\top \mathbf{D}^\top \mathbf{E} \mathbf{z})$. ADMM tackles this difficulty by replacing the exact minimization of (\mathbf{x}, \mathbf{z}) with one iteration of the alternating minimization method. To be more specific, for the $(t+1)$ -iteration, the solution of ADMM takes the following form:

$$\text{ADMM: } \begin{cases} \mathbf{x}^{(t+1)} \in \arg \min_{\mathbf{x}} \left\{ f(\mathbf{x}) + \frac{\rho}{2} \left\| \mathbf{D}\mathbf{x} + \mathbf{E}\mathbf{z}^{(t)} - \mathbf{f} + \frac{1}{\rho} \mathbf{l}^{(t)} \right\|_2^2 \right\}; \\ \mathbf{z}^{(t+1)} \in \arg \min_{\mathbf{z}} \left\{ g(\mathbf{z}) + \frac{\rho}{2} \left\| \mathbf{D}\mathbf{x}^{(t+1)} + \mathbf{E}\mathbf{z} - \mathbf{f} + \frac{1}{\rho} \mathbf{l}^{(t)} \right\|_2^2 \right\}; \\ \mathbf{l}^{(t+1)} = \mathbf{l}^{(t)} + \rho(\mathbf{D}\mathbf{x}^{(t+1)} + \mathbf{E}\mathbf{z}^{(t+1)} - \mathbf{f}). \end{cases} \quad (15.7)$$

Let $\tilde{\mathbf{l}} = \frac{1}{\rho} \mathbf{l}$, this can be equivalently stated as (the one we will use in the sequel):

$$\text{ADMM: } \begin{cases} \mathbf{x}^{(t+1)} \in \arg \min_{\mathbf{x}} \left\{ f(\mathbf{x}) + \frac{\rho}{2} \left\| \mathbf{D}\mathbf{x} + \mathbf{E}\mathbf{z}^{(t)} - \mathbf{f} + \tilde{\mathbf{l}}^{(t)} \right\|_2^2 \right\}; \\ \mathbf{z}^{(t+1)} \in \arg \min_{\mathbf{z}} \left\{ g(\mathbf{z}) + \frac{\rho}{2} \left\| \mathbf{D}\mathbf{x}^{(t+1)} + \mathbf{E}\mathbf{z} - \mathbf{f} + \tilde{\mathbf{l}}^{(t)} \right\|_2^2 \right\}; \\ \tilde{\mathbf{l}}^{(t+1)} = \tilde{\mathbf{l}}^{(t)} + (\mathbf{D}\mathbf{x}^{(t+1)} + \mathbf{E}\mathbf{z}^{(t+1)} - \mathbf{f}). \end{cases} \quad (15.8)$$

That is, iteratively updating \mathbf{x} , \mathbf{z} , and \mathbf{l} .

ADMM applied to matrix factorization. We return to the problem discussed in ALS (Equation (14.9), i.e., matrix factorization with Frobenius norm; not necessarily a NMF problem) together with a regularization function $r(\mathbf{Z})$:

$$\min_{\mathbf{Z}} \frac{1}{2} \|\mathbf{A} - \mathbf{W}\mathbf{Z}\|_F^2 + r(\mathbf{Z}).$$

The problem can be equivalently stated with an auxiliary variable $\tilde{\mathbf{Z}} \in \mathbb{R}^{K \times N}$:

$$\min_{\mathbf{Z}} \frac{1}{2} \|\mathbf{A} - \mathbf{W}\mathbf{Z}\|_F^2 + r(\tilde{\mathbf{Z}}), \quad \text{s.t. } \mathbf{Z} = \tilde{\mathbf{Z}}. \quad (15.9)$$

Following (15.8), let a. $\{\mathbf{x} \leftarrow \mathbf{Z}, \mathbf{z} \leftarrow \tilde{\mathbf{Z}}, \tilde{\mathbf{l}} \leftarrow \mathbf{L}, \mathbf{D} = -\mathbf{I}, \mathbf{E} = \mathbf{I}\}$ or b. $\{\mathbf{x} \leftarrow \mathbf{Z}, \mathbf{z} \leftarrow \tilde{\mathbf{Z}}, \tilde{\mathbf{l}} \leftarrow \mathbf{L}, \mathbf{D} = \mathbf{I}, \mathbf{E} = -\mathbf{I}\}$, the ADMM update for (15.9) is

$$\begin{cases} \mathbf{Z} \stackrel{(a)}{\leftarrow} (\mathbf{W}^\top \mathbf{W} + \rho \mathbf{I})^{-1} \left[\mathbf{W}^\top \mathbf{A} + \rho(\tilde{\mathbf{Z}} + \mathbf{L}) \right] & \stackrel{(b)}{\leftarrow} (\mathbf{W}^\top \mathbf{W} + \rho \mathbf{I})^{-1} \left[\mathbf{W}^\top \mathbf{A} + \rho(\tilde{\mathbf{Z}} - \mathbf{L}) \right]; \\ \tilde{\mathbf{Z}} \stackrel{(a)}{\leftarrow} \arg \min_{\tilde{\mathbf{Z}}} r(\tilde{\mathbf{Z}}) + \frac{\rho}{2} \left\| -\mathbf{Z} + \tilde{\mathbf{Z}} + \mathbf{L} \right\|_F^2 & \stackrel{(b)}{\leftarrow} \arg \min_{\tilde{\mathbf{Z}}} r(\tilde{\mathbf{Z}}) + \frac{\rho}{2} \left\| \mathbf{Z} - \tilde{\mathbf{Z}} + \mathbf{L} \right\|_F^2 \\ \mathbf{L} \stackrel{(a)}{\leftarrow} \mathbf{L} - \mathbf{Z} + \tilde{\mathbf{Z}} & \stackrel{(b)}{\leftarrow} \mathbf{L} + \mathbf{Z} - \tilde{\mathbf{Z}}. \end{cases} \quad (15.10)$$

In practice, the Cholesky decomposition of $(\mathbf{W}^\top \mathbf{W} + \rho \mathbf{I})$ can be calculated such that the update can be obtained by forward and backward substitutions. The update on \mathbf{W} can be obtained similarly due to symmetry. We will consider the setting (a) in (15.10) for the following discussions.

ADMM applied to ℓ_1 regularization. We may also consider the ℓ_1 regularization (see Section 14.3): $r(\tilde{\mathbf{Z}}) = \lambda \|\tilde{\mathbf{Z}}\|_1$. The update for each element (k, n) of $\tilde{\mathbf{Z}}$ is $\tilde{z}_{kn} \leftarrow \max(0, 1 - \frac{\lambda}{\rho} |h_{kn}|^{-1}) h_{kn}$ for all $k \in \{1, 2, \dots, K\}$ and $n \in \{1, 2, \dots, N\}$, where $h_{kn} = z_{kn} - l_{kn}$ (i.e., the elements of $\mathbf{H} = \mathbf{Z} - \mathbf{L}$).

ADMM applied to smoothness/denoising regularization. The smoothness regularization on \mathbf{Z} can be defined as $r(\tilde{\mathbf{Z}}) = \frac{\lambda}{2} \|\mathbf{T}\tilde{\mathbf{Z}}\|_F^2$, where \mathbf{T} is an $N \times N$ tridiagonal matrix with 2 on the main diagonal and -1 on the superdiagonal and subdiagonal. This regularization ensures the proximal components in each row of $\tilde{\mathbf{Z}}$ is smooth (see Problem 14.9). The update of $\tilde{\mathbf{Z}}$ becomes $\tilde{\mathbf{Z}} \leftarrow \rho \mathbf{Z} (\lambda \mathbf{T}^\top \mathbf{T} + \rho \mathbf{I})^{-1}$ (Huang et al., 2016).

ADMM applied to NMF. The NMF with ADMM is achieved simply by replacing $r(\mathbf{Z})$ with an indicator function. The update on $\tilde{\mathbf{Z}}$ becomes $\max(\mathbf{0}, \mathbf{Z} - \mathbf{L})$, where the max operator is applied componentwise. However, unlike the approaches introduced above and the MU approach in the next section, the updates from the ADMM approach are usually not monotonically nonincreasing.

15.6. NMF via Multiplicative Update (MU)

We further consider NMF via an alternative alternating update. The hidden features in \mathbf{W} and \mathbf{Z} are modeled as nonnegative vectors in low-dimensional space. These latent vectors are randomly initialized and iteratively updated via an alternating multiplicative update rule to minimize the Frobenius norm distance between the observed and modeled matrices. Following Section 14.2, we consider the low-rank with K components; given $\mathbf{W} \in \mathbb{R}_+^{M \times K}$, we aim to update $\mathbf{Z} \in \mathbb{R}_+^{K \times N}$. The gradient with respect to \mathbf{Z} is given by Equation (14.10): $\nabla_{\mathbf{Z}} L(\mathbf{W}, \mathbf{Z}) = \mathbf{W}^\top (\mathbf{W}\mathbf{Z} - \mathbf{A}) \in \mathbb{R}^{K \times N}$. Applying the gradient descent idea discussed in Section 14.6, the straightforward update for \mathbf{Z} can be achieved by

$$(\text{GD on } \mathbf{Z}) \quad \mathbf{Z} \leftarrow \mathbf{Z} - \eta (\nabla_{\mathbf{Z}} L(\mathbf{W}, \mathbf{Z})) = \mathbf{Z} - \eta \nabla_{\mathbf{Z}} L(\mathbf{W}, \mathbf{Z}),$$

where η represents a small positive step size.

Multiplicative update (MU). If we allow a different step size for each entry of \mathbf{Z} , the update can be written as:

$$(\text{GD}' \text{ on } \mathbf{Z}) \quad z_{kn} \leftarrow z_{kn} - \frac{\eta_{kn}}{2} (\nabla_{\mathbf{Z}} L(\mathbf{W}, \mathbf{Z}))_{kn} = z_{kn} - \eta_{kn} (\mathbf{W}^\top \mathbf{W}\mathbf{Z} - \mathbf{W}^\top \mathbf{A})_{kn}, \quad \forall k, n,$$

where z_{kn} denotes the (k, n) -th entry of \mathbf{Z} . To proceed, we further rescale the step size:

$$\eta_{kn} = \frac{z_{kn}}{(\mathbf{W}^\top \mathbf{W}\mathbf{Z})_{kn}}.$$

Then we obtain the update rule:

$$(\text{MU on } \mathbf{Z}) \quad \mathbf{Z} \leftarrow \mathbf{Z} \circledast \frac{[\mathbf{W}^\top \mathbf{A}]}{[\mathbf{W}^\top \mathbf{W}\mathbf{Z}]} \stackrel{*}{=} \mathbf{Z} - \frac{[\mathbf{Z}]}{[\mathbf{W}^\top \mathbf{W}\mathbf{Z}]} \circledast \nabla_{\mathbf{Z}} L(\mathbf{W}, \mathbf{Z}), \quad (15.11)$$

where $\frac{[\cdot]}{[\cdot]}$ represents the componentwise division between two matrices. This is known as the *multiplicative update (MU)*, and is first developed in Lee and Seung (2001) for NMF problems. Analogously, the multiplicative update for \mathbf{W} can be obtained by

$$(\text{MU on } \mathbf{W}) \quad \mathbf{W} \leftarrow \mathbf{W} \circledast \frac{[\mathbf{A}\mathbf{Z}^\top]}{[\mathbf{W}\mathbf{Z}\mathbf{Z}^\top]} \stackrel{*}{=} \mathbf{W} - \frac{[\mathbf{W}]}{[\mathbf{W}\mathbf{Z}\mathbf{Z}^\top]} \circledast \nabla_{\mathbf{W}} L(\mathbf{W}, \mathbf{Z}). \quad (15.12)$$

The factors $\frac{(\mathbf{W}^\top \mathbf{A})_{kn}}{(\mathbf{W}^\top \mathbf{W} \mathbf{Z})_{kn}}$ and $\frac{(\mathbf{A} \mathbf{Z}^\top)_{mk}}{(\mathbf{W} \mathbf{Z} \mathbf{Z}^\top)_{mk}}$ for all m, k, n in (15.11) and (15.12) are called *multiplicative factors*. When $\mathbf{A} = \mathbf{W} \mathbf{Z}$, these multiplicative factors reduce to one, indicating that the corresponding gradients vanish.

MU vs gradient descent. From the above construction, it is revealed that multiplication update algorithms are fundamentally similar to gradient descent algorithms, but they differ in their step size selection. With an appropriate choice of step size, a multiplication algorithm can transform the subtraction update rule of the standard gradient descent method into a multiplicative update rule.

In the gradient descent algorithm, a fixed or adaptive step length is typically used, and this step length is independent of the specific variable being updated. In other words, the step size may vary over time, but at any given update step, all entries of the variable matrix are updated using the same step size. In contrast, the multiplication algorithm uses different step sizes (η_{kn} above) for different entries of the factor matrix. This means that the step length is adaptive to each matrix entry. This adaptability is a key reason why the multiplication algorithm can outperform the gradient descent algorithm.

KKT conditions for NMF with Frobenius norm. The KKT conditions indicate that (see derivation in (15.3)):

$$\begin{aligned} \mathbf{Z} \geq \mathbf{0}, \quad \nabla_{\mathbf{Z}} L(\mathbf{W}, \mathbf{Z}) &\geq \mathbf{0}, \quad \langle \mathbf{Z}, \nabla_{\mathbf{Z}} L(\mathbf{W}, \mathbf{Z}) \rangle = \mathbf{0}_{K \times N}; \\ \mathbf{W} \geq \mathbf{0}, \quad \nabla_{\mathbf{W}} L(\mathbf{W}, \mathbf{Z}) &\geq \mathbf{0}, \quad \langle \mathbf{W}, \nabla_{\mathbf{W}} L(\mathbf{W}, \mathbf{Z}) \rangle = \mathbf{0}_{M \times K}. \end{aligned} \quad (15.13)$$

This also implies

$$\min\{\mathbf{Z}, \nabla_{\mathbf{Z}} L(\mathbf{W}, \mathbf{Z})\} = \mathbf{0}_{K \times N} \quad \text{and} \quad \min\{\mathbf{W}, \nabla_{\mathbf{W}} L(\mathbf{W}, \mathbf{Z})\} = \mathbf{0}_{M \times K}, \quad (15.14)$$

where the min operator $\min\{\cdot, \cdot\}$ is applied componentwise. Any pair (\mathbf{W}, \mathbf{Z}) satisfying the KKT conditions is a stationary point of the NMF problem in (15.1).

Problems in MU. Equality (*) in (15.11) indicates a rescaled gradient descent update in the MU rules, which also implies

$$\frac{[\mathbf{W}^\top \mathbf{A}]_{kn}}{[\mathbf{W}^\top \mathbf{W} \mathbf{Z}]_{kn}} \geq 1 \quad \iff \quad (\nabla_{\mathbf{Z}} L(\mathbf{W}, \mathbf{Z}))_{kn} \leq 0, \quad \forall k, n.$$

Therefore, the MU algorithm induces three-fold rules: (i) Increase if its partial derivative is negative; (ii) Decrease it if its partial derivative is positive; (iii) Keep it unchanged if its partial derivative is zero. However, if an element of \mathbf{Z} is equal to zero, the MU rule cannot modify it. Therefore, it is possible for an entry of \mathbf{Z} to be zero while its partial derivative is negative, which would not satisfy the KKT conditions in (15.13). As a result, the iterates from the MU rule are not guaranteed to converge to a stationary point. There are several ways to address this issue, such as: (i) Using a small positive lower bound for the entries of \mathbf{Z} and \mathbf{W} (Gillis and Glineur, 2012). (ii) Using the MU rule while reinitializing zero entries of \mathbf{Z} and \mathbf{W} to a small positive constant when their partial derivatives become negative (Chi and Kolda, 2012).

We now prove the monotonicity of the MU rule for NMF problems.

Theorem 15.1: (Monotonically Nonincreasing of Multiplicative Update) The loss $L(\mathbf{W}, \mathbf{Z}) = \frac{1}{2} \|\mathbf{W} \mathbf{Z} - \mathbf{A}\|_F^2$ remains nonincreasing under the following multiplicative

update rules: ^a

$$\mathbf{Z} \leftarrow \mathbf{Z} \circledast \frac{[\mathbf{W}^\top \mathbf{A}]}{[\mathbf{W}^\top \mathbf{W} \mathbf{Z}]} \quad \text{and} \quad \mathbf{W} \leftarrow \mathbf{W} \circledast \frac{[\mathbf{A} \mathbf{Z}^\top]}{[\mathbf{W} \mathbf{Z} \mathbf{Z}^\top]},$$

where $\mathbf{A} \in \mathbb{R}_+^{M \times N}$, $\mathbf{W} \in \mathbb{R}_+^{M \times K}$, and $\mathbf{Z} \in \mathbb{R}_+^{K \times N}$. The operator $\frac{[\cdot]}{[\cdot]}$ represents the componentwise division between two matrices, and \circledast denotes the Hadamard product between two matrices.

The MU update requires that \mathbf{Z} and \mathbf{W} should be initialized with positive (nonzero) entries; otherwise, the MU will not modify any entries due to the Hadamard product.

^a. More general results for β -divergences are discussed in Theorem 15.8.

The MU approach for NMF sets a spark on NMF that has ignited a fire that has been growing steadily since then, becoming a cornerstone in the NMF literature for several reasons: (i) The update rules are extremely easy to implement; (ii) In practice, the convergence is relatively fast compared to many other methods; (iii) One major benefit of using MU rules is that the nonnegativity constraints are enforced automatically. To prove the monotonicity of the MU rules, we need the following results.

Definition 15.2 (Auxiliary Function (Majorizer)). $G(\mathbf{x}, \tilde{\mathbf{x}})$ is called an auxiliary function for $F(\mathbf{x})$ (or a majorizer of F at $\tilde{\mathbf{x}}$) if the conditions ^a

$$G(\mathbf{x}, \tilde{\mathbf{x}}) \geq F(\mathbf{x}) \quad \text{and} \quad G(\mathbf{x}, \mathbf{x}) = F(\mathbf{x})$$

are satisfied. In other words, the auxiliary function $G(\mathbf{x}, \tilde{\mathbf{x}})$ is an upper bound of $F(\mathbf{x})$ and the bound is tight when $\tilde{\mathbf{x}} = \mathbf{x}$.

^a. \mathbf{x} can be scalars, vectors, or matrices.

Lemma 15.3: (Nonincreasing in Auxiliary Functions) If G is an auxiliary function for F , then F is nonincreasing under the update

$$\mathbf{x}^{(t+1)} = \arg \min_{\mathbf{x}} G(\mathbf{x}, \mathbf{x}^{(t)}). \quad (15.15)$$

Proof [of Lemma 15.3] The definition of the auxiliary function indicates that $F(\mathbf{x}^{(t+1)}) \leq G(\mathbf{x}^{(t+1)}, \mathbf{x}^{(t)}) \leq G(\mathbf{x}^{(t)}, \mathbf{x}^{(t)}) = F(\mathbf{x}^{(t)})$. \blacksquare

Note that $F(\mathbf{x}^{(t+1)}) = F(\mathbf{x}^{(t)})$ only if $\mathbf{x}^{(t)}$ is a local minimum of $G(\mathbf{x}, \mathbf{x}^{(t)})$ w.r.t. \mathbf{x} . If the partial derivatives of F exist and are continuous in a small neighborhood of $\mathbf{x}^{(t)}$, this also implies that the gradient $\nabla F(\mathbf{x}^{(t)}) = \mathbf{0}$. Thus, by iterating the update in (15.15), we obtain a sequence of estimates that converge to a local minimum $\mathbf{x}_{\min} = \arg \min_{\mathbf{x}} F(\mathbf{x})$ of the objective function:

$$F(\mathbf{x}^{(0)}) \geq F(\mathbf{x}^{(1)}) \geq F(\mathbf{x}^{(2)}) \geq \dots \geq F(\mathbf{x}^{(t)}) \geq F(\mathbf{x}^{(t+1)}) \geq \dots \geq F(\mathbf{x}_{\min}). \quad (15.16)$$

Definition 15.2 finds a majorizer G of F , and Lemma 15.3 shows the minimization property in G , hence the algorithm is often referred to as the *majorization-minimization (MM) framework*. The update benefits when the global minimizer of G has a closed-form solution or can be computed efficiently.

Therefore, if we can find an appropriate auxiliary function $G(\mathbf{x}, \mathbf{x}^{(t)})$ for both variables in $\|\mathbf{A} - \mathbf{W}\mathbf{Z}\|_F$, the update rules in Theorem 15.1 follow from (15.15). To apply the auxiliary

function to the NMF problem, we consider a column in \mathbf{A} or \mathbf{Z} : $\mathbf{a} = \mathbf{a}_n$ and $\mathbf{z} = \mathbf{z}_n$ in the following lemma, where $n \in \{1, 2, \dots, N\}$.

Lemma 15.4: (Auxiliary Function for NMF) Let $\mathbf{W} \in \mathbb{R}^{K \times N}$, $\mathbf{a} \in \mathbb{R}^M$, and $\mathbf{z} \in \mathbb{R}^K$. Let further $\mathbf{D} \in \mathbb{R}^{K \times K}$ be a diagonal matrix with the (k, k) -th entry being $d_{kk} = \frac{(\mathbf{W}^\top \mathbf{W} \mathbf{z})_k}{z_k} = \frac{\mathbf{w}_k^\top \mathbf{W} \mathbf{z}}{z_k} = \frac{\sum_{j=1}^K (\mathbf{W}^\top \mathbf{W})_{kj} z_j}{z_k}$, $\forall k \in \{1, 2, \dots, K\}$, where \mathbf{w}_k is the k -th column of \mathbf{W} and z_k is the k -th component of \mathbf{z} . Then, the following function is an auxiliary function for $F(\mathbf{z}) = \frac{1}{2} \|\mathbf{a} - \mathbf{W} \mathbf{z}\|_2^2$:

$$G(\mathbf{z}, \mathbf{z}^{(t)}) = F(\mathbf{z}^{(t)}) + (\mathbf{z} - \mathbf{z}^{(t)})^\top \nabla F(\mathbf{z}^{(t)}) + \frac{1}{2} (\mathbf{z} - \mathbf{z}^{(t)})^\top \mathbf{D} (\mathbf{z} - \mathbf{z}^{(t)}).$$

Proof [of Lemma 15.4] Since the third-order partial derivatives of $F(\mathbf{z})$ vanish (see Problem 15.3), $F(\mathbf{z})$ can be factored as

$$F(\mathbf{z}) = F(\mathbf{z}^{(t)}) + (\mathbf{z} - \mathbf{z}^{(t)})^\top \nabla F(\mathbf{z}^{(t)}) + \frac{1}{2} (\mathbf{z} - \mathbf{z}^{(t)})^\top \mathbf{W}^\top \mathbf{W} (\mathbf{z} - \mathbf{z}^{(t)}).$$

Apparently, $G(\mathbf{z}, \mathbf{z}) = F(\mathbf{z})$. To complete the proof, we need to show that $G(\mathbf{z}, \mathbf{z}^{(t)}) \geq F(\mathbf{z})$; that is, $\mathbf{D} - \mathbf{W}^\top \mathbf{W}$ is positive semidefinite. To prove this, consider the matrix $\mathbf{M} \in \mathbb{R}^{K \times K}$ whose entries are $m_{ij} = z_i (\mathbf{D} - \mathbf{W}^\top \mathbf{W})_{ij} z_j$ for all $i, j \in \{1, 2, \dots, K\}$, which is a rescaling of the components of $\mathbf{D} - \mathbf{W}^\top \mathbf{W}$. Then $\mathbf{D} - \mathbf{W}^\top \mathbf{W}$ is positive semidefinite if and only if \mathbf{M} is:

$$\begin{aligned} \mathbf{x}^\top \mathbf{M} \mathbf{x} &= \sum_{i,j=1}^{K,K} x_i m_{ij} x_j \stackrel{*}{=} \sum_{i,j=1}^{K,K} \left\{ (\mathbf{W}^\top \mathbf{W})_{ij} z_i z_j x_i^2 - (\mathbf{W}^\top \mathbf{W})_{ij} z_i z_j x_i x_j \right\} \\ &\stackrel{\dagger}{=} \sum_{i,j=1}^{K,K} (\mathbf{W}^\top \mathbf{W})_{ij} z_i z_j \left(\frac{1}{2} x_i^2 + \frac{1}{2} x_j^2 - x_i x_j \right) = \sum_{i,j=1}^{K,K} (\mathbf{W}^\top \mathbf{W})_{ij} z_i z_j \frac{1}{2} (x_i - x_j)^2 \geq 0, \end{aligned}$$

where equality (\dagger) follows from the symmetry of \mathbf{M} , and equality ($*$) follows from the diagonality of \mathbf{D} :

$$\sum_{i,j=1}^{K,K} x_i z_i d_{ij} z_j x_j = \sum_{i=1}^K x_i z_i d_{ii} z_i x_i = \sum_{i=1}^K x_i^2 z_i^2 \frac{\sum_{j=1}^K (\mathbf{W}^\top \mathbf{W})_{ij} z_j}{z_i} = \sum_{i,j=1}^{K,K} (\mathbf{W}^\top \mathbf{W})_{ij} z_i z_j x_i^2.$$

This completes the proof. ■

The proof of Theorem 15.1 follows directly from the above lemmas. Clearly, the approximations \mathbf{W} and \mathbf{Z} remain nonnegative during the updates. It is generally better to update \mathbf{W} and \mathbf{Z} “simultaneously” rather than “sequentially,” i.e., updating each matrix completely before the other. In this case, after updating a row of \mathbf{Z} , we update the corresponding column of \mathbf{W} . In the implementation, it is advisable to introduce a small positive quantity, say the square root of the machine precision, to the denominators in the approximations of \mathbf{W} and \mathbf{Z} at each iteration. And a trivial value like $\epsilon = 10^{-9}$ suffices. The full procedure is shown in Algorithm 17. In practice, the algorithm can also be accelerated by updating \mathbf{W} several times before updating \mathbf{Z} , during which process we can reuse the result of \mathbf{AZ}^\top and \mathbf{ZZ}^\top , and vice versa.

Algorithm 17 NMF via Multiplicative Updates

Require: Matrix $\mathbf{A} \in \mathbb{R}_+^{M \times N}$;

- 1: Initialize $\mathbf{W} \in \mathbb{R}_{++}^{M \times K}$, $\mathbf{Z} \in \mathbb{R}_{++}^{K \times N}$ randomly with positive entries;
- 2: Choose a stop criterion on the approximation error δ ;
- 3: Choose maximal number of iterations C ;
- 4: $iter = 0$; ▷ Count for the number of iterations
- 5: **while** $\|\mathbf{A} - (\mathbf{W}\mathbf{Z})\|_F^2 > \delta$ and $iter < C$ **do**
- 6: $iter = iter + 1$;
- 7: $\mathbf{Z} \leftarrow \mathbf{Z} \circledast \frac{[\mathbf{W}^\top \mathbf{A}]}{[\mathbf{W}^\top \mathbf{W}\mathbf{Z}] + \epsilon}$;
- 8: $\mathbf{W} \leftarrow \mathbf{W} \circledast \frac{[\mathbf{A}\mathbf{Z}^\top]}{[\mathbf{W}\mathbf{Z}\mathbf{Z}^\top] + \epsilon}$;
- 9: **end while**
- 10: Output \mathbf{W}, \mathbf{Z} ;

15.6.1 Regularization

As mentioned in (15.3), the NNLS or NMF problem implicitly imposes a **sparsity constraint**. On the other hand, similar to the ALS method with regularization discussed in Section 14.3, recall that the regularization can help extend the applicability of ALS to general matrices. Additionally, a regularization term can be incorporated into the NMF framework to enhance its performance:

$$L(\mathbf{W}, \mathbf{Z}) = \frac{1}{2} \|\mathbf{W}\mathbf{Z} - \mathbf{A}\|_F^2 + \frac{1}{2} \lambda_w \|\mathbf{W}\|_F^2 + \frac{1}{2} \lambda_z \|\mathbf{Z}\|_F^2, \quad \lambda_w > 0, \lambda_z > 0,$$

where the employed matrix norm is still the Frobenius norm. The gradient with respect to \mathbf{Z} given \mathbf{W} is the same as that in Equation (14.18):

$$\frac{\partial L(\mathbf{Z}|\mathbf{W})}{\partial \mathbf{Z}} = \mathbf{W}^\top (\mathbf{W}\mathbf{Z} - \mathbf{A}) + \lambda_z \mathbf{Z} \in \mathbb{R}^{K \times N}.$$

The gradient descent update can be obtained by

$$(\text{GD on } \mathbf{Z}) \quad \mathbf{Z} \leftarrow \mathbf{Z} - \eta \left(\frac{\partial L(\mathbf{Z}|\mathbf{W})}{\partial \mathbf{Z}} \right) = \mathbf{Z} - \eta \left(\mathbf{W}^\top \mathbf{W}\mathbf{Z} - \mathbf{W}^\top \mathbf{A} + \lambda_z \mathbf{Z} \right),$$

Analogously, if we assume a different step size for each entry of \mathbf{Z} , the update can be obtained by

$$(\text{GD}' \text{ on } \mathbf{Z}) \quad z_{kn} = z_{kn} - \eta_{kn} (\mathbf{W}^\top \mathbf{W}\mathbf{Z} - \mathbf{W}^\top \mathbf{A} + \lambda_z \mathbf{Z})_{kn}, \quad \forall k, n.$$

We again rescale the step size: $\eta_{kn} = \frac{z_{kn}}{(\mathbf{W}^\top \mathbf{W}\mathbf{Z})_{kn}}$. Then we obtain the MU rules for \mathbf{Z} and \mathbf{W} (due to symmetry):

$$\mathbf{Z} \leftarrow \mathbf{Z} \circledast \frac{[\mathbf{W}^\top \mathbf{A} - \lambda_z \mathbf{Z}]}{[\mathbf{W}^\top \mathbf{W}\mathbf{Z}]} \quad \text{and} \quad \mathbf{W} \leftarrow \mathbf{W} \circledast \frac{[\mathbf{A}\mathbf{Z}^\top - \lambda_w \mathbf{W}]}{[\mathbf{W}\mathbf{Z}\mathbf{Z}^\top]}.$$

Modified MU. Since the update for regularized NMF can result in negative values, a modified MU can be applied such that

$$(\text{MMU1}): \quad \mathbf{Z} \leftarrow \left[\mathbf{Z} \circledast \frac{[\mathbf{W}^\top \mathbf{A} - \lambda_z \mathbf{Z}]}{[\mathbf{W}^\top \mathbf{W}\mathbf{Z}]} \right]_+; \quad \text{and} \quad \mathbf{W} \leftarrow \left[\mathbf{W} \circledast \frac{[\mathbf{A}\mathbf{Z}^\top - \lambda_w \mathbf{W}]}{[\mathbf{W}\mathbf{Z}\mathbf{Z}^\top]} \right]_+,$$

where $[x]_+ = \max\{x, \epsilon\}$. The parameter ϵ is usually a very small positive number that prevents the emergence of negative update. That is, we add a small lower bound for entries of \mathbf{W} and \mathbf{Z} . Alternatively, another approach is:

$$\text{(MMU2): } \mathbf{Z} \leftarrow \mathbf{Z} \circledast \frac{[\mathbf{W}^\top \mathbf{A} - \lambda_z \mathbf{Z}]_+}{[\mathbf{W}^\top \mathbf{W} \mathbf{Z}]} \quad \text{and} \quad \mathbf{W} \leftarrow \mathbf{W} \circledast \frac{[\mathbf{A} \mathbf{Z}^\top - \lambda_w \mathbf{W}]_+}{[\mathbf{W} \mathbf{Z} \mathbf{Z}^\top]}.$$

15.7. NMF with Three Factors

The NMF method, when extended to incorporate three factor matrices, is referred to as *nonnegative matrix trifactorization (tri-NMF)*. This approach introduces an additional factor:

$$\mathbf{A} \approx \mathbf{W} \mathbf{U} \mathbf{Z}, \tag{15.17}$$

where $\mathbf{W} \in \mathbb{R}_+^{M \times K}$, $\mathbf{U} \in \mathbb{R}_+^{K \times J}$, and $\mathbf{Z} \in \mathbb{R}_+^{J \times N}$. Consider the matrix-by-user matrix $\mathbf{A} \in \mathbb{R}^{M \times N}$, where each element is a binary number $\{0, 1\}$ (called *implicit data*; in contrast to *explicit data* used previously).⁴ NMF on this matrix provides a sum of K rank-one matrices $\mathbf{A} \approx \sum_{k=1}^K \mathbf{W}[:, k] \mathbf{Z}[k, :]$. In the context of implicit data, each rank-one matrix can be interpreted as finding a subset of users and a subset of items (e.g., movies) that interact strongly with each other. The tri-NMF, on the other hand, can be approximated by

$$\mathbf{A} \approx \sum_{k=1}^K \sum_{j=1}^J \mathbf{W}[:, k] \mathbf{U}[k, j] \mathbf{Z}[j, :].$$

This formulation can be interpreted as identifying separately J subsets of movies that are watched together (the rows of \mathbf{Z}) and K subset of users that behave similarly (the columns of \mathbf{W}); while the matrix \mathbf{U} tells us how these subsets interact together. If $u_{kj} > 0$, then the k -th subset of users (corresponding to the positive entries of $\mathbf{W}[:, k]$) watches the movies from the j -th subset of movies (corresponding to the positive entries of $\mathbf{Z}[j, :]$).

In other words, tri-NMF identifies groups of users who exhibit similar behavior (by watching the same movies) and groups of movies that are similar (because they are watched by the same users), while connecting these groups through the nonnegative matrix \mathbf{U} . Another application of tri-NMF is in text mining, where it identifies subsets of documents that contain the same words (the columns of \mathbf{W}) and subsets of words that appear in the same documents (the rows of \mathbf{Z}), linking these subsets via the matrix \mathbf{U} (Brouwer et al., 2017; Gillis, 2020; Lu, 2023).

15.8. β -Divergence, Alternative Perspectives of MU

As mentioned previously, the sum of squared loss, as given in (14.9) or (15.1), is convex when one of the factors is held constant, leading to a smooth optimization process. This type of loss function falls under a broader class of distance/divergence estimators known as β -divergence in the context of NMF. Given two nonnegative scalars x and y , the β -divergence

4. For example, in datasets like Netflix or MovieLens, ratings above 4 can be mapped to 1, while ratings below 1 can be mapped to 0 to obtain an implicit data set.

between x and y is defined as follows:

$$d_\beta(x, y) = \begin{cases} \frac{x}{y} - \ln \frac{x}{y} - 1, & \text{if } \beta = 0; \\ x \ln \frac{x}{y} - x + y, & \text{if } \beta = 1; \\ \frac{1}{\beta^2 - \beta} (x^\beta + (\beta - 1)y^\beta - \beta xy^{\beta-1}), & \text{otherwise.} \end{cases} \quad (15.18)$$

The β -divergence is continuous in β since $\lim_{\beta \rightarrow 0} (x^\beta - y^\beta)/\beta = \ln(x/y)$. When $\beta = 0, 1$, and 2 , the β -divergences are also known as the *Itakura-Saito (IS)*, *KL*, and *Frobenius/Euclidean distances/divergences*, respectively. The β -divergence between two matrices \mathbf{B} and \mathbf{C} is

$$D_\beta(\mathbf{B}, \mathbf{C}) = \sum_j d_\beta(\mathbf{b}_j, \mathbf{c}_j) = \sum_{i,j} d_\beta(b_{ij}, c_{ij}). \quad (15.19)$$

The analysis of β -divergence is complex. When the first argument is fixed at 1, smaller values are less penalized as the β value increases; however, when the first argument is 2, smaller values are more penalized as the β value increases. In both cases, larger values are more heavily penalized as the β value increases. See Figure 15.1.

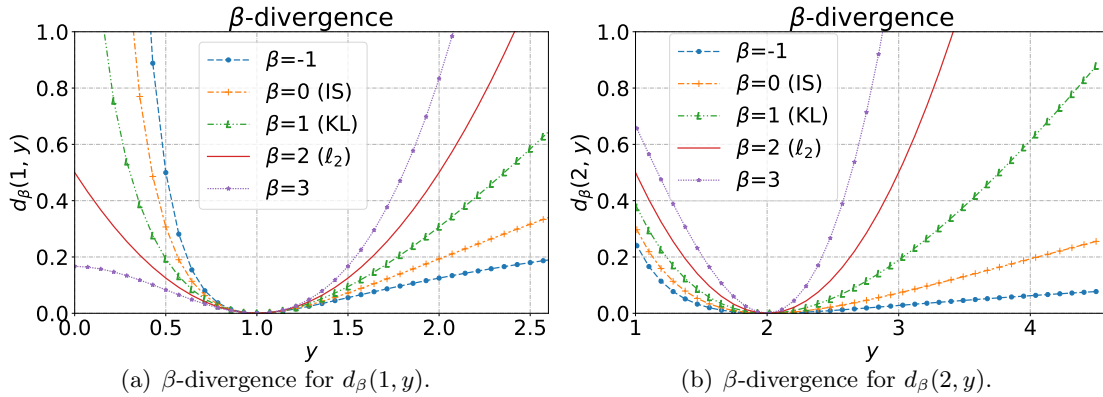


Figure 15.1: The analysis of β -divergence is complex. When the first argument is fixed at 1, smaller values are less penalized as the β value increases; however, when the first argument is 2, smaller values are more penalized as the β value increases. In both cases, larger values are more heavily penalized as the β value increases.

Convexity of β -divergence. When $\beta \in [1, 2]$, the function $d_\beta(x, y)$ is convex in the second argument y . This implies $D_\beta(\mathbf{A}, \mathbf{W}\mathbf{Z})$ is convex in \mathbf{W} when fixing \mathbf{Z} , and vice versa (Problem 14.5). Therefore, coordinate descent algorithms can be effectively applied for NMF using the β -divergence.

Scaling in arguments. Let $\gamma > 0$ be a scale factor, then

$$d_\beta(\gamma x, \gamma y) = \gamma^\beta d_\beta(x, y). \quad (15.20)$$

This indicates that the larger the β , the more sensitive the β -divergence is to large values of x or y ; on the contrary, β -divergence with small $\beta < 0$ values relies more heavily on the smallest data values. However, when $\beta = 0$ (called *Itakura-Saito divergence*, *IS divergence*), the β -divergence is not related to the β value, and thus it is invariant to scaling. What matters is the ratio between x and y ; see (15.18).

Gradient. Since we consider a nonnegative matrix \mathbf{A} for NMF problems, we should note that $d_\beta(x, \cdot)$ for $x = 0$ is not defined for all values of β :

$$d_\beta(0, y) = \begin{cases} \text{not defined,} & \text{if } \beta \leq 0; \\ \frac{1}{\beta}y^\beta, & \text{if } \beta > 0, \end{cases} \implies d'_\beta(0, y) = \begin{cases} \text{not defined,} & \text{if } \beta \leq 0; \\ y^{\beta-1}, & \text{if } \beta > 0, \end{cases}$$

where the derivative $d'_\beta(0, y)$ corresponds to the second variable y . Therefore, the algorithm developed in the following sections can only be applied to positive matrices when $\beta \leq 0$. Table 15.1 and Table 15.2 present the domains of $d_\beta(x, \cdot)$ and $d'_\beta(x, \cdot)$, respectively, for different values of β and x .

Table 15.1: Domain of $d_\beta(x, \cdot)$.

	$\beta \leq 0$	$\beta \in (0, 1]$	$\beta > 1$
$x = 0$	\emptyset	\mathbb{R}_+	\mathbb{R}_+
$x > 0$	\mathbb{R}_{++}	\mathbb{R}_{++}	\mathbb{R}_+

Table 15.2: Domain of $d'_\beta(x, \cdot)$.

	$\beta \leq 0$	$\beta \in (0, 1)$	$\beta \in [1, 2)$	$\beta \geq 2$
$x = 0$	\emptyset	\mathbb{R}_{++}	\mathbb{R}_+	\mathbb{R}_+
$x > 0$	\mathbb{R}_{++}	\mathbb{R}_{++}	\mathbb{R}_{++}	\mathbb{R}_+

On the other hand, the gradients of $D_\beta(\mathbf{A}, \mathbf{WZ})$ w.r.t. \mathbf{Z} and \mathbf{W} are given by (if exist)

$$\begin{aligned} \nabla_{\mathbf{Z}} D_\beta(\mathbf{A}, \mathbf{WZ}) &= \mathbf{W}^\top ((\mathbf{WZ})^{\beta-2} \circledast (\mathbf{WZ} - \mathbf{A})); \\ \nabla_{\mathbf{W}} D_\beta(\mathbf{A}, \mathbf{WZ}) &= ((\mathbf{WZ})^{\beta-2} \circledast (\mathbf{WZ} - \mathbf{A})) \mathbf{Z}^\top, \end{aligned} \quad (15.21)$$

where $(\mathbf{WZ})^{\beta-2}$ denotes the componentwise exponent. When $\beta = 2$, the gradient reduces to the one in (14.10).

Decomposition of β -divergence. The β -divergence can be divided into three parts: convex, concave, and constant terms. We should note that this decomposition is not unique since any affine term is both convex and concave. We follow the convention in Févotte and Idier (2011):

$$d_\beta(x, y) = \check{d}_\beta(x, y) + \hat{d}_\beta(x, y) + \bar{d}_\beta(x, y), \quad (15.22)$$

where $\check{d}_\beta(x, y)$ is convex in y , $\hat{d}_\beta(x, y)$ is concave in y , and $\bar{d}_\beta(x, y)$ is constant in y ; see Table 15.3 for different β values.

	$\check{d}_\beta(x, y)/\check{d}'_\beta(x, y)$, convex	$\hat{d}_\beta(x, y)/\hat{d}'_\beta(x, y)$, concave	$\bar{d}_\beta(x, y)$, constant
$\beta < 1, \beta \neq 0$	$-\frac{1}{\beta-1}xy^{\beta-1}/-xy^{\beta-2}$	$\frac{1}{\beta}y^\beta/y^{\beta-1}$	$\frac{1}{\beta(\beta-1)}x^\beta$
$\beta = 0$	$xy^{-1}/-xy^{-2}$	$\ln y/y^{-1}$	$x(\ln x - 1)$
$1 \leq \beta \leq 2$	$d_\beta(x, y)/d'_\beta(x, y)$	$0/0$	0
$\beta > 2$	$\frac{1}{\beta}y^\beta/y^{\beta-1}$	$-\frac{1}{\beta-1}xy^{\beta-1}$	$\frac{1}{\beta(\beta-1)}x^\beta$

Table 15.3: Scalar convex-concave-constant decomposition of $d_\beta(x, y)$ with respect to the second variable y , and the corresponding derivatives with respect to the second variable y .

KKT conditions for NMF with β -divergence. The KKT conditions indicate that (see derivation in (15.3)):

$$\begin{aligned} \mathbf{Z} \geq \mathbf{0}, \quad \nabla_{\mathbf{Z}} D_\beta(\mathbf{A}, \mathbf{WZ}) &\geq \mathbf{0}, \quad \langle \mathbf{Z}, \nabla_{\mathbf{Z}} D_\beta(\mathbf{A}, \mathbf{WZ}) \rangle = \mathbf{0}_{K \times N}; \\ \mathbf{W} \geq \mathbf{0}, \quad \nabla_{\mathbf{W}} D_\beta(\mathbf{A}, \mathbf{WZ}) &\geq \mathbf{0}, \quad \langle \mathbf{W}, \nabla_{\mathbf{W}} D_\beta(\mathbf{A}, \mathbf{WZ}) \rangle = \mathbf{0}_{M \times K}. \end{aligned} \quad (15.23)$$

This also implies

$$\min\{\mathbf{Z}, \nabla_{\mathbf{Z}} D_{\beta}(\mathbf{A}, \mathbf{WZ})\} = \mathbf{0}_{K \times N} \quad \text{and} \quad \min\{\mathbf{W}, \nabla_{\mathbf{W}} D_{\beta}(\mathbf{A}, \mathbf{WZ})\} = \mathbf{0}_{M \times K}, \quad (15.24)$$

where the min operator $\min\{\cdot, \cdot\}$ is applied componentwise.

15.8.1 MU for β -Divergence Obtained by Gradient Ratio Heuristic

We have shown that the MU update with Frobeius norm can be derived from rescaled gradient descent. For brevity, let $\nabla_{\mathbf{Z}} = \nabla_{\mathbf{Z}} D_{\beta}(\mathbf{A}, \mathbf{WZ}) = \nabla_{\mathbf{Z}}^+ - \nabla_{\mathbf{Z}}^-$, where

$$\nabla_{\mathbf{Z}}^+ = \mathbf{W}^{\top} ((\mathbf{WZ})^{\beta-1}) \quad \text{and} \quad \nabla_{\mathbf{Z}}^- = \mathbf{W}^{\top} ((\mathbf{WZ})^{\beta-2} \circledast \mathbf{A}). \quad (15.25)$$

When $z_{kn} > 0, \forall k, n$, the KKT conditions show that $(\nabla_{\mathbf{Z}}^+)_{kn} = (\nabla_{\mathbf{Z}}^-)_{kn}$. The rule from gradient descent (i.e., $\mathbf{Z}^{(t+1)} = \mathbf{Z}^{(t)} - \eta \nabla_{\mathbf{Z}}$) indicates a small decrease (resp. increase) of z_{kn} will lead to a decrease of the loss function if $(\nabla_{\mathbf{Z}})_{kn} > 0$ (resp. < 0). Therefore, it is reasonable to update z_{kn} using the componentwise ratio between $\nabla_{\mathbf{Z}}^-$ and $\nabla_{\mathbf{Z}}^+$:

$$\mathbf{Z} \leftarrow \mathbf{Z} \circledast \frac{[\nabla_{\mathbf{Z}}^-]}{[\nabla_{\mathbf{Z}}^+]}, \quad (15.26)$$

where $\frac{[\cdot]}{[\cdot]}$ represents the componentwise ratio of two matrices. When $\beta = 2$, the MU reduces to the case in Theorem 15.1. When $\beta = 1$, the loss function becomes the KL divergence, and the update for \mathbf{Z} is

$$(\beta = 1): \quad \mathbf{Z} \leftarrow \mathbf{Z} \circledast \frac{[\mathbf{W}^{\top} \frac{[\mathbf{A}]}{[\mathbf{WZ}]}]}{[\mathbf{W}^{\top} \mathbf{1}_{M \times N}]}$$

It can be shown that when $\beta \in [1, 2]$, the MU algorithms will monotonically decrease $D_{\beta}(\mathbf{A}, \mathbf{WZ})$.

15.8.2 MU for β -Divergence Obtained by Rescaled PGD

As discussed in Section 15.2, the PGD approach involves projecting the gradient descent update onto the feasible set. Consider a standard GD update on $f(\mathbf{x})$: $\mathbf{x}^{(t+1)} = \mathbf{x}^{(t)} - \eta \nabla f(\mathbf{x}^{(t)})$, where η is a step size and $-\nabla f(\mathbf{x}^{(t)})$ is a *descent direction* (\mathbf{g} is a descent direction if $\mathbf{g}^{\top} \nabla f(\mathbf{x}^{(t)}) < 0$.) Consider further a diagonal \mathbf{D} such that $-\eta \nabla f(\mathbf{x}^{(t)}) \rightarrow -\mathbf{D} \nabla f(\mathbf{x}^{(t)})$ is also a descent direction (replacing the step size by a diagonal matrix)⁵. In this case, if the feasible set of \mathbf{x} is nonnegative, then the PGD is useful: $\mathbf{x}^{(t+1)} = \mathcal{P}(\mathbf{x}^{(t)} - \mathbf{D} \nabla f(\mathbf{x}^{(t)}))$, where $\mathcal{P}(x) = \max\{x, 0\}$ ⁶. If we further decompose the gradient into positive and negative parts: $\nabla f(\mathbf{x}^{(t)}) = \nabla^+ f(\mathbf{x}^{(t)}) - \nabla^- f(\mathbf{x}^{(t)})$ with $\nabla^+ f(\mathbf{x}^{(t)}) > 0$ and $\nabla^- f(\mathbf{x}^{(t)}) > 0$, taking $\mathbf{D} = \text{diag}(\frac{[\mathbf{x}^{(t)}]}{[\nabla^+ f(\mathbf{x}^{(t)})]})$, the rescaled PGD update becomes a MU rule:

$$\mathbf{x}^{(t+1)} = \mathcal{P}\left(\mathbf{x}^{(t)} - \text{diag}\left(\frac{[\mathbf{x}^{(t)}]}{[\nabla^+ f(\mathbf{x}^{(t)})]}\right) \nabla f(\mathbf{x}^{(t)})\right) = \mathcal{P}\left(\mathbf{x}^{(t)} \circledast \frac{[\nabla^- f(\mathbf{x}^{(t)})]}{[\nabla^+ f(\mathbf{x}^{(t)})]}\right). \quad (15.27)$$

If we use the decomposition of gradient in (15.25), the rescaled PGD becomes the MU update for NMF in (15.26). If we further incorporate a step size η in the rescaled PGD update, it becomes

$$\mathbf{x}^{(t+1)} = \mathcal{P}\left((1 - \eta)\mathbf{x}^{(t)} + \eta \mathbf{x}^{(t)} \circledast \frac{[\nabla^- f(\mathbf{x}^{(t)})]}{[\nabla^+ f(\mathbf{x}^{(t)})]}\right). \quad (15.28)$$

5. \mathbf{D} can be relaxed to any positive definite matrices.

6. see, for example, Beck (2017).

Since $-\mathbf{D}\nabla f(\mathbf{x}^{(t)})$ is a descent direction, the step size $\eta \in (0, 1)$ can ensure the update is monotonically nonincreasing. Note that the projection operator can be omitted since all updates are nonnegative.

15.8.3 MU for β -Divergence Obtained by MM Framework

The β -divergence between two matrices can be defined columnwise (Equation (15.19)), and the β -divergence can be divided into three parts (convex, concave, and constant, Equation (15.22)). Thus, the loss function in NMF can be decomposed into (note the loss function can be further divided componentwise):

$$D_\beta(\mathbf{A}, \mathbf{W}\mathbf{Z}) = \sum_{n=1}^N d_\beta(\mathbf{a}_n, \mathbf{W}\mathbf{z}_n) = \sum_{n=1}^N \left(\check{d}_\beta(\mathbf{a}_n, \mathbf{W}\mathbf{z}_n) + \hat{d}_\beta(\mathbf{a}_n, \mathbf{W}\mathbf{z}_n) + \bar{d}_\beta(\mathbf{a}_n, \mathbf{W}\mathbf{z}_n) \right).$$

For each column n , the MM framework involves finding auxiliary functions for the three components separately. To see this, we need the following lemma:

Lemma 15.5: (Auxiliary Function By Parts) Let $F(\mathbf{x}) = \sum_{i=1}^n F_i(\mathbf{x})$, and let $G_i(\mathbf{x}, \tilde{\mathbf{x}})$ be an auxiliary function for $F_i(\mathbf{x})$ at $\tilde{\mathbf{x}}$ for all i . Then, $G(\mathbf{x}, \tilde{\mathbf{x}}) = \sum_{i=1}^n G_i(\mathbf{x}, \tilde{\mathbf{x}})$ is an auxiliary function for $F(\mathbf{x})$ at $\tilde{\mathbf{x}}$.

This lemma indicates that if the auxiliary function is constructed separately for each component, it allows us to decouple the optimization.

Constant part. There is no need to find an auxiliary function for the constant term $\bar{d}_\beta(\mathbf{a}_n, \mathbf{W}\mathbf{z}_n)$, since it does not influence the minimization of $d_\beta(\mathbf{a}_n, \mathbf{W}\mathbf{z}_n)$ with respect to \mathbf{z}_n .

Concave part. Any concave function can be upper-bounded using linearization (the tangent plane):

$$\hat{d}_\beta(x, y) \leq \hat{d}_\beta(x, \tilde{y}) + (y - \tilde{y})\hat{d}'_\beta(x, \tilde{y}),$$

where $\hat{d}'_\beta(x, \tilde{y})$ denotes the gradient of $\hat{d}_\beta(x, \tilde{y})$ with respect to the second component \tilde{y} . Therefore, for any $\tilde{\mathbf{z}}_n \in \mathbb{R}^K$, the auxiliary function for the concave component $\hat{d}_\beta(\mathbf{a}_n, \mathbf{W}\mathbf{z}_n)$ can be constructed by

$$\hat{G}(\mathbf{z}_n, \tilde{\mathbf{z}}_n) = \hat{d}_\beta(\mathbf{a}_n, \mathbf{W}\tilde{\mathbf{z}}_n) + (\mathbf{W}\mathbf{z}_n - \mathbf{W}\tilde{\mathbf{z}}_n) \otimes \hat{d}'_\beta(\mathbf{a}_n, \mathbf{W}\tilde{\mathbf{z}}_n).$$

Convex part. The auxiliary function for the convex part follows from the convexity inequality ⁷. Construct a matrix $\mathbf{P} \in \mathbb{R}^{M \times K}$ as follows:

$$p_{mk} = \frac{w_{mk}\tilde{z}_{kn}}{\sum_j w_{mj}\tilde{z}_{jn}} = \frac{w_{mk}\tilde{z}_{kn}}{\mathbf{W}[m, :]\tilde{\mathbf{z}}_n} \implies \mathbf{P} \geq \mathbf{0} \text{ and } \mathbf{P}\mathbf{1} = \mathbf{1}. \quad (15.29)$$

That is, each row of \mathbf{P} belongs to the unit simplex in \mathbb{R}^K . Therefore, we have

$$\begin{aligned} \check{d}_\beta(a_{mn}, \mathbf{W}[m, :]\mathbf{z}_n) &= \check{d}_\beta(a_{mn}, \sum_{k=1}^K w_{mk}z_{kn}) = \check{d}_\beta(a_{mn}, \sum_{k=1}^K p_{mk} \frac{w_{mk}z_{kn}}{p_{mk}}) \\ &\leq \sum_{k=1}^K p_{mk} \check{d}_\beta(a_{mn}, \frac{w_{mk}z_{kn}}{p_{mk}}). \end{aligned}$$

The decomposition finds the auxiliary function for $D_\beta(\mathbf{A}, \mathbf{W}\mathbf{Z})$ w.r.t. \mathbf{Z} .

⁷. Let $f: \mathbb{S} \rightarrow \mathbb{R}$ be a convex function, and let $p \geq 2$ be any integer. Then, $f(\sum_{i=1}^p \lambda_i \mathbf{x}_i) \leq \sum_{i=1}^p \lambda_i f(\mathbf{x}_i)$, if $\lambda_i \geq 0$ and $\sum_{i=1}^p \lambda_i = 1$.

Theorem 15.6: (Auxiliary Function for $D_\beta(\mathbf{A}, \mathbf{WZ})$ w.r.t. \mathbf{Z}) Let $\tilde{\mathbf{a}}_n = \mathbf{W}\tilde{\mathbf{z}}_n$ with $\tilde{a}_{mn} = \mathbf{W}[m, :]\tilde{\mathbf{z}}_n$ for all m, n , where $\tilde{\mathbf{z}}_n$ is any vector in \mathbb{R}^K . Then, $G(\mathbf{Z}, \tilde{\mathbf{Z}}) = \sum_{n=1}^N G_n(\mathbf{z}_n, \tilde{\mathbf{z}}_n) = \sum_{n=1}^N \sum_{m=1}^M G_{mn}$ is an auxiliary function for $D_\beta(\mathbf{A}, \mathbf{WZ})$ w.r.t. \mathbf{Z} , where

$$G_{mn} = \bar{d}_\beta(a_{mn}, \tilde{a}_{mn}) + \hat{d}_\beta(a_{mn}, \tilde{a}_{mn}) + \sum_{k=1}^K w_{mk}(z_{kn} - \tilde{z}_{kn})\hat{d}'_\beta(a_{mn}, \tilde{a}_{mn}) + \sum_{k=1}^K \frac{w_{mk}\tilde{z}_{kn}}{\tilde{a}_{mn}}\check{d}_\beta\left(a_{mn}, \frac{\tilde{a}_{mn}z_{kn}}{\tilde{z}_{kn}}\right).$$

Exercise 15.7 (Gradient and Hessian of Auxiliary Functions). Consider the setting and notations in Theorem 15.6. Let $G_n(\mathbf{z}_n, \tilde{\mathbf{z}}_n) = \sum_{k=1}^K G_k(\mathbf{z}_{kn}, \tilde{\mathbf{z}}_n) + C(\mathbf{z}_n)$ where $C(\mathbf{z}_n)$ is a constant w.r.t. \mathbf{z}_n . That is,

$$G_k(\mathbf{z}_{kn}, \tilde{\mathbf{z}}_n) = \sum_{m=1}^M w_{mk}z_{kn}\hat{d}'_\beta(a_{mn}, \tilde{a}_{mn}) + \sum_{m=1}^M \frac{w_{mk}\tilde{z}_{kn}}{\tilde{a}_{mn}}\check{d}_\beta\left(a_{mn}, \frac{\tilde{a}_{mn}z_{kn}}{\tilde{z}_{kn}}\right).$$

Show that gradient of the auxiliary function is

$$\nabla_{\mathbf{z}_{kn}} G_n(\mathbf{z}_n, \tilde{\mathbf{z}}_n) = \sum_{m=1}^M w_{mk} \left(\hat{d}'_\beta(a_{mn}, \tilde{a}_{mn}) + \check{d}'_\beta\left(a_{mn}, \frac{\tilde{a}_{mn}z_{kn}}{\tilde{z}_{kn}}\right) \right),$$

and the Hessian matrix is diagonal with entries

$$\nabla_{\mathbf{z}_{kn}}^2 G_n(\mathbf{z}_n, \tilde{\mathbf{z}}_n) = \sum_{m=1}^M w_{mk} \frac{\tilde{a}_{mn}}{\tilde{z}_{kn}} \left(\check{d}''_\beta\left(a_{mn}, \frac{\tilde{a}_{mn}z_{kn}}{\tilde{z}_{kn}}\right) \right).$$

Note in all cases, the first-order derivative or the second-order derivative corresponds to the second argument of $d_\beta(\cdot, \cdot)$.

Since $\check{d}_\beta(\cdot, \cdot)$ is convex in the second argument, the Hessian is positive definite. Thus, the auxiliary function is convex. These constructions result in the following theorem by minimizing the auxiliary function obtained in Theorem 15.6.

Theorem 15.8: (Nonincreasing of MU for β -Divergence (Févotte and Idier, 2011; Gillis, 2020)) Let $\mathbf{A} \in \mathbb{R}_+^{M \times N}$, $\mathbf{W} \in \mathbb{R}_+^{M \times K}$, and $\mathbf{Z} \in \mathbb{R}_+^{K \times N}$. The loss $D_\beta(\mathbf{A}, \mathbf{WZ})$ remains nonincreasing under the following multiplicative update rules:

$$\mathbf{Z} \leftarrow \mathbf{Z} \circledast \left(\frac{[\mathbf{W}^\top \{(\mathbf{WZ})^{(\beta-2)} \circledast \mathbf{A}\}]}{[\mathbf{W}^\top (\mathbf{WZ})^{(\beta-1)}]} \right)^{m(\beta)}, \text{ and } \mathbf{W} \leftarrow \mathbf{W} \circledast \left(\frac{[\{(\mathbf{WZ})^{(\beta-2)} \circledast \mathbf{A}\} \mathbf{Z}^\top]}{[(\mathbf{WZ})^{(\beta-1)} \mathbf{Z}^\top]} \right)^{m(\beta)},$$

where

$$m(\beta) = \begin{cases} \frac{1}{2-\beta}, & \text{if } \beta < 1; \\ 1, & \text{if } 1 \leq \beta \leq 2; \\ \frac{1}{\beta-1}, & \text{if } \beta > 2. \end{cases}$$

When $\beta = 2$, the result reduces to Theorem 15.1. When $1 \leq \beta \leq 2$, the MU obtained via the MM framework coincides with heuristic described in Section 15.8.1.

The update in Theorem 15.8 ensures nonnegativity of the parameter updates, provided they are initialized with positive values.

Choice of β for NMF. The choice of β -divergence for NMF is problem-dependent. Févotte et al. (2009) present results of decomposing a piano power spectrogram using $\beta = 0$ and demonstrate that components corresponding to very low residual noise and hammer strikes on the strings are extracted with great accuracy; these components are either ignored or severely degraded when using Euclidean or KL distances/divergences. FitzGerald et al. (2009) show that $\beta = 0.5$ is optimal for music source separation problems.

Convergence. An algorithm is said to be *convergent* if it produces a sequence of iterates $\{\mathbf{Z}^{(t)}\}_{t \geq 1}$ or $\{\mathbf{W}^{(t)}\}_{t \geq 1}$ that converges to a limit point \mathbf{W}^* or \mathbf{Z}^* satisfying the KKT conditions in (15.23). Monotonic nonincreasingness does not imply convergence in general, and neither is monotonicity necessary for convergence. Proving convergence of the MU methods is beyond the scope of this book; we refer the readers to Gillis (2020); Févotte and Idier (2011) and references therein for more details.

15.9. Initialization

A significant challenge in NMF is the absence of guaranteed convergence to a global minimum. Often, the convergence process is slow, and the algorithm may reach a suboptimal approximation. In the preceding discussion, we initialized \mathbf{W} and \mathbf{Z} randomly. To mitigate this issue, there are also alternative strategies designed to obtain better initial estimates in the hope of converging more rapidly to a good solution (Boutsidis and Gallopoulos, 2008; Gillis, 2014). We sketch the methods as follows for reference:

- *Clustering techniques.* Apply some clustering methods to the columns of \mathbf{A} , set the cluster means of the top K clusters as the columns of \mathbf{W} , and initialize \mathbf{Z} as a proper scaling of the cluster indicator matrix (that is, $z_{kn} \neq 0$ indicates that \mathbf{a}_n belongs to the k -th cluster);
- *Subset selection.* Pick K columns of \mathbf{A} , and set those as the initial columns for \mathbf{W} . And analogously, K rows of \mathbf{A} are selected to form the rows of \mathbf{Z} ;
- *SVD-based approach.* Suppose the optimal rank- K approximation of \mathbf{A} is $\mathbf{A} = \sum_{i=1}^K \sigma_i \mathbf{u}_i \mathbf{v}_i^\top$, where each factor $\sigma_i \mathbf{u}_i \mathbf{v}_i^\top$ is a rank-one matrix with possible negative values in \mathbf{u}_i and \mathbf{v}_i , and nonnegative σ_i . Denote $[x]_+ = \max(x, 0)$, we notice

$$\mathbf{u}_i \mathbf{v}_i^\top = [\mathbf{u}_i]_+ [\mathbf{v}_i]_+^\top + [-\mathbf{u}_i]_+ [-\mathbf{v}_i]_+^\top - [-\mathbf{u}_i]_+ [\mathbf{v}_i]_+^\top - [\mathbf{u}_i]_+ [-\mathbf{v}_i]_+^\top,$$

where the first two rank-one factors in this decomposition are nonnegative. Then, either $[\mathbf{u}_i]_+ [\mathbf{v}_i]_+^\top$ or $[-\mathbf{u}_i]_+ [-\mathbf{v}_i]_+^\top$ can be selected to replace the factor $\mathbf{u}_i \mathbf{v}_i^\top$. Boutsidis and Gallopoulos (2008) suggest to replace each rank-one factor in $\sum_{i=1}^K \sigma_i \mathbf{u}_i \mathbf{v}_i^\top$ with either $[\mathbf{u}_i]_+ [\mathbf{v}_i]_+^\top$ or $[-\mathbf{u}_i]_+ [-\mathbf{v}_i]_+^\top$, selecting the one with the larger norm and scaling it properly. In other words, if we select $[\mathbf{u}_i]_+ [\mathbf{v}_i]_+^\top$, then $\sigma_i \cdot [\mathbf{u}_i]_+$ can be initialized as the i -th column of \mathbf{W} , and $[\mathbf{v}_i]_+^\top$ can be chosen as the i -th row of \mathbf{Z} .

However, these techniques are not guaranteed to yield better performance theoretically. We recommend referring to the aforementioned papers for more detailed information.

15.10. Movie Recommender Context

Both NMF and ALS methods approximate a matrix and reconstruct its entries using a set of basis/template vectors. The key difference lies in the nature of these basis vectors

and how the approximation is carried out. The basis in NMF is composed of vectors with nonnegative elements while the basis vectors in ALS can have positive or negative values. In NMF, each vector is reconstructed as a nonnegative summation of the basis vectors with “relatively” small components in the direction of each basis vector. In contrast, in the ALS approximation, the data is modeled as a linear combination of the basis vector such that we can add or subtract vectors as needed; and the components in the direction of each basis vector can be large positive values or negative values. Therefore, depending on the application, one or the other factorization can be utilized to describe the data with different meanings.

Movie recommender context. In the context of a movie recommender system, the rows of \mathbf{W} represent the hidden features of movies, while the columns of \mathbf{Z} represent the hidden features of users. For example, in NMF, a movie might be described as 0.5 comedy, 0.002 action, and 0.09 romantic. However, in the ALS approach, we can get combinations such as 4 comedy, -0.05 action, and -3 drama, indicating positive or negative contributions to each feature.

Implicit hierarchy. Both ALS and NMF do not rank the importance of each basis vector hierarchically. In contrast, singular value decomposition (SVD) ranks the importance of each basis vector based on the corresponding singular value. In the SVD representation of $\mathbf{A} = \sum_{i=1}^r \sigma_i \mathbf{u}_i \mathbf{v}_i^\top$, this usually means that the reconstruction $\sigma_1 \mathbf{u}_1 \mathbf{v}_1^\top$ via the first set of basis vectors dominates and is the most used set to reconstruct data, followed by the second set, and so on. This creates an implicit hierarchy in the SVD basis that doesn’t happen in the ALS or the NMF approach.

Interpretability of basis vectors. In SVD, the basis vectors can be statistically interpreted as the directions of maximum variance, but many of these directions lack a clear visual or intuitive interpretation due to the presence of zero, positive, and negative entries. When these basis vectors are used in a linear combination, the combination involves complex cancellations of positive and negative values, which can obscure the intuitive physical meaning of individual basis vectors. As a result, many basis vectors do not provide a meaningful explanation for nonnegative data, such as pixel values in a color image. On one hand, the entries of a nonnegative pattern vector should all be nonnegative values. On the other hand, mutually orthogonal singular vectors must contain negative entries. For example, if all entries of the singular vector \mathbf{u}_1 corresponding to the maximum singular value are nonnegative, then any other singular vector orthogonal to \mathbf{u}_1 must contain at least one negative entry; otherwise, the orthogonality condition $\mathbf{u}_1^\top \mathbf{u}_j = 0$ for $j \neq 1$ cannot be satisfied. This indicates that mutually orthogonal singular vectors are not suitable as pattern vectors or basis vectors in nonnegative data analysis.

15.11. Other Applications

Music spectral reconstruction. To illustrate the application of NMF, we demonstrate how this technique can decompose a spectrogram of a music recording into components that carry musical significance (Müller, 2015). As an example, let’s examine the opening measures of *Frédéric Chopin’s Prélude Op. 28, No. 4*. Figure 15.2 presents the musical notation alongside a piano-roll visualization that is synchronized with an audio recording of the piece. For clarity, all information pertaining to the note numbered $p = 71$ are emphasized with red rectangular frames.



Figure 15.2: Musical score and piano-roll representation. Figure is adapted from Müller (2015).

Regarding the original data matrix \mathbf{A} , we utilize the magnitude STFT (see, for example, López-Serrano et al. (2019)), which consists of a series of spectral vectors. By applying NMF, this matrix can be decomposed into two nonnegative matrices, \mathbf{W} and \mathbf{Z} . Ideally, \mathbf{W} encapsulates the spectral patterns corresponding to the pitches of the notes present in the musical piece, whereas \mathbf{Z} indicates the temporal points at which these patterns appear in the audio recording. Figure 15.3 illustrates such a decomposition applied to the Chopin prelude.

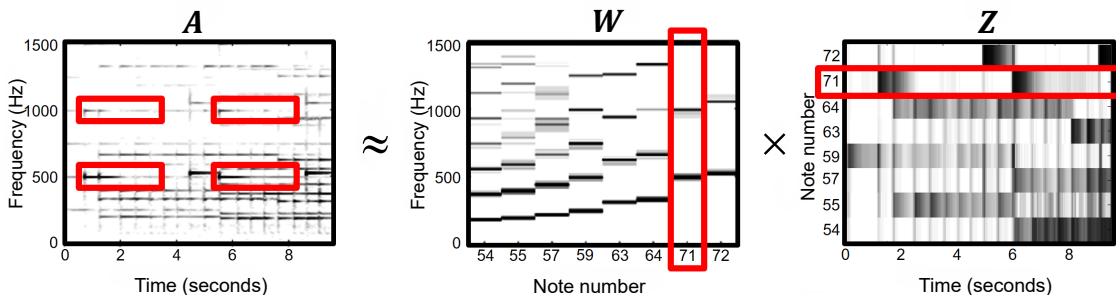


Figure 15.3: Ideal NMF of the spectrogram using NMF. Figure is adapted from Müller (2015).

In this scenario, each template represented by the matrix \mathbf{W} corresponds to the spectral manifestation of a specific pitch within \mathbf{A} , and the activation matrix \mathbf{Z} resembles the piano-roll representation of the musical score. Therefore, the advantages of NMF over general matrix factorization are evident:

- **Nonnegativity constraint.** NMF enforces nonnegativity on both the factorization matrices \mathbf{W} and \mathbf{Z} . This constraint makes the resulting matrices more interpretable because they can be directly related to physical or perceptual quantities in the domain of interest. In the case of music, the nonnegative factors correspond to meaningful musical elements like notes or chords.
- **Interpretability.** In NMF, the matrix \mathbf{W} represents the spectral patterns (timbres) of the notes present in the music piece, and \mathbf{Z} indicates the temporal activations of these patterns. This leads to a more interpretable decomposition compared to unconstrained matrix factorization methods, where the factors might not have a clear physical or musical interpretation.

Facial feature extraction and reconstruction. Suppose each column of the data matrix $\mathbf{A} \in \mathbb{R}_+^{M \times N}$ represents a vectorized grayscale image of a face, where the (m, n) -th entry of \mathbf{A} corresponds to the intensity of the m -th pixel in the n -th face. NMF decomposes \mathbf{A} into two nonnegative matrices \mathbf{W} and \mathbf{Z} such that each image \mathbf{a}_n can be approximated by

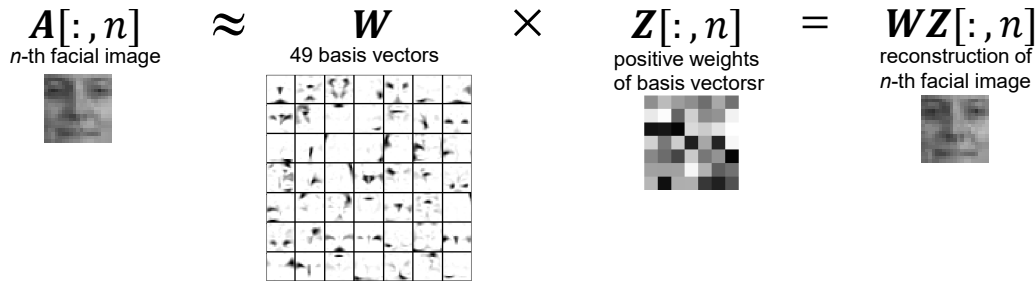


Figure 15.4: NMF of the CBCL face database with $K = 49$. The basis vectors in \mathbf{W} are reshaped into 19×19 images. Facial features can be observed from these reshaped basis vectors, e.g., eyes, noses, nasolabial folds, and lips. Figure is adapted from Lee and Seung (1999); Gillis (2014).

a linear combination of the columns of \mathbf{W} . Since \mathbf{W} is nonnegative, its columns can be interpreted as images, referred to as template images, which are vectors of pixel intensities. The nonnegative weights in \mathbf{Z} ensure that these template images are combined additively to reconstruct each original face image. Given that the number of basis images K is typically much smaller than the number of images N , the basis images should capture localized and sparse features that are common across multiple images. For facial images, these basis images often represent features such as eyes, noses, nasolabial folds, and lips (see Figure 15.4, NMF for the CBCL face data ⁸), while the columns of \mathbf{Z} indicate the presence of these features in each image (Lee and Seung, 1999; Gillis, 2014).

On the other hand, if each column of \mathbf{A} indicates a facial image of a single person, the NMF approach can be utilized for face recognition. NMF has been shown to be more robust to occlusions compared to PCA or ALS, which generates dense factors. For instance, if a new face with occlusions (e.g., wearing sunglasses or distortions) needs to be mapped into the NMF basis, the non-occluded parts (e.g., the lips or the nose) can still be accurately approximated (Jain et al., 2017).

Topic recovery. As mentioned at the very beginning of this chapter, NMF can be effectively applied to topic recovery problems. Typically, this application involves constructing a term-document matrix \mathbf{A} , where the rows correspond to terms (words or phrases) and the columns correspond to documents. Each entry a_{mn} in the matrix represents the weight or importance of term m in document n . This weight could be binary (presence/absence), *term frequency (TF)*, or *term frequency-inverse document frequency (TF-IDF)* (Shahnaz et al., 2006). In this framework, each column of \mathbf{W} can be interpreted as a topic, while each column of \mathbf{Z} indicates the positive weight of each topic for the given document; NMF in this context aligns with a soft clustering approach where each data point can belong to multiple clusters. NMF is particularly well-suited for topic recovery because it captures the additive nature of topics in text data and produces interpretable results. However, the choice of the number of topics K and the initialization of \mathbf{W} and \mathbf{Z} can significantly affect the quality of the results. Additionally, NMF is sensitive to the scaling of the input data, so it's important to preprocess the term-document matrix appropriately.

Chapter 15 Problems

⁸. <http://cbcl.mit.edu/software-datasets/FaceData2.html>

1. **L -strongly smooth and PGD in Hi-ANLS problems.** A function $f(\mathbf{x}) : \mathbb{R}^n \rightarrow \mathbb{R}$ is called an L -Lipschitz gradient continuous function (a.k.a., a L -strongly smooth function) if it satisfies that $\|\nabla f(\mathbf{x}) - \nabla f(\mathbf{y})\|_2 \leq L \|\mathbf{x} - \mathbf{y}\|_2$ for all \mathbf{x}, \mathbf{y} . Show that the subproblem (15.4) in Hi-ANLS is L -strongly smooth with constant $L = \|\mathbf{W}[:, k]\|_2^2$. Therefore, the subproblem can be treated as a *projected gradient descent (PGD)* update with a step size $\eta = \frac{1}{L}$, i.e., using gradient descent update with a step size $\eta = \frac{1}{L}$ first and projecting the update onto the nonnegative orthant afterwards.
2. **Descent lemma for L -strongly smooth functions.** Let $f : \mathbb{S} \rightarrow (-\infty, \infty]$ be a function defined over a convex set \mathbb{S} such that $\|\nabla f(\mathbf{x}) - \nabla f(\mathbf{y})\|_2 \leq L \|\mathbf{x} - \mathbf{y}\|_2$ for all \mathbf{x} and \mathbf{y} . Show that $f(\mathbf{y}) \leq f(\mathbf{x}) + \nabla f(\mathbf{x})^\top (\mathbf{y} - \mathbf{x}) + \frac{L}{2} \|\mathbf{x} - \mathbf{y}\|_2^2$. *Hint: Use fundamental theorem of calculus ($\nabla f(\mathbf{x} + \alpha \mathbf{d}) - \nabla f(\mathbf{x}) = \int_0^\alpha \nabla^2 f(\mathbf{x} + t\mathbf{d}) d\mathbf{d}$).*
3. Let $\mathbf{a} \in \mathbb{R}^M$, $\mathbf{z} \in \mathbb{R}^K$, and $\mathbf{W} \in \mathbb{R}^{K \times L}$. Show that the third-order partial derivatives of $F(\mathbf{z}) = \frac{1}{2} \|\mathbf{a} - \mathbf{W}\mathbf{z}\|_2^2$ vanish.
4. **MM applied to L -strongly smooth functions.** Let $f(x) : \mathbb{R}^n \rightarrow \mathbb{R}$ be a L -strongly smooth function such that $\|\nabla f(\mathbf{x}) - \nabla f(\mathbf{y})\|_2 \leq L \|\mathbf{x} - \mathbf{y}\|_2$ for all \mathbf{x}, \mathbf{y} . Show that $g(\mathbf{x}, \tilde{\mathbf{x}}) = f(\tilde{\mathbf{x}}) + \nabla f(\tilde{\mathbf{x}})^\top (\mathbf{x} - \tilde{\mathbf{x}}) + \frac{L}{2} \|\mathbf{x} - \tilde{\mathbf{x}}\|_2^2$ is an auxiliary function for $f(\mathbf{x})$. Find the update rule for this problem.
5. Derive the gradients and gradient descent updates for the tri-NMF problem in (15.17).
6. **Projection property-O.** Let $\mathbb{S} \subset \mathbb{R}^n$ be any set and $\mathbf{y} \in \mathbb{R}^n$ such that $\tilde{\mathbf{y}} = \mathcal{P}_{\mathbb{S}}(\mathbf{y})$ is the projection of \mathbf{y} onto set \mathbb{S} . Show that for all $\mathbf{x} \in \mathbb{S}$, we have $\|\tilde{\mathbf{y}} - \mathbf{y}\|_2 \leq \|\mathbf{x} - \mathbf{y}\|_2$.
7. **Projection property-I.** Let $\mathbb{S} \subset \mathbb{R}^n$ be a convex set and $\mathbf{y} \in \mathbb{R}^n$ such that $\tilde{\mathbf{y}} = \mathcal{P}_{\mathbb{S}}(\mathbf{y})$. Show that for all $\mathbf{x} \in \mathbb{S}$, we have $\langle \mathbf{x} - \tilde{\mathbf{y}}, \mathbf{y} - \tilde{\mathbf{y}} \rangle \leq 0$, i.e., the angle between the two vectors is greater than 90° .
8. **Projection property-II.** Let $\mathbb{S} \subset \mathbb{R}^n$ be a convex set and $\mathbf{y} \in \mathbb{R}^n$ such that $\tilde{\mathbf{y}} = \mathcal{P}_{\mathbb{S}}(\mathbf{y})$. Show that for all $\mathbf{x} \in \mathbb{S}$, we have $\|\tilde{\mathbf{y}} - \mathbf{x}\|_2 \leq \|\mathbf{y} - \mathbf{x}\|_2$ and $\|\tilde{\mathbf{y}} - \mathbf{x}\|_2^2 \leq \|\mathbf{y} - \mathbf{x}\|_2^2 - \|\mathbf{y} - \tilde{\mathbf{y}}\|_2^2$ (the latter is related to the Pythagorean theorem). *Hint: Examine $\|\mathbf{y} - \mathbf{x}\|_2^2 = \|(\tilde{\mathbf{y}} - \mathbf{x}) - (\tilde{\mathbf{y}} - \mathbf{y})\|_2^2$ and Problem 15.7.*
9. **Linear feasibility.** Let $\mathbb{S} = \{\mathbf{x} \in \mathbb{R}^n : \mathbf{A}\mathbf{x} = \mathbf{b}\}$ with full row rank \mathbf{A} . Show that $\mathcal{P}_{\mathbb{S}}(\mathbf{y}) = \mathbf{x} - \mathbf{A}^\top (\mathbf{A}\mathbf{A}^\top)^{-1} (\mathbf{A}\mathbf{x} - \mathbf{b})$.
10. **AB divergence (Amari and Nagaoka, 2000).** Let the α - β (AB) divergence be given as follows:

$$d_{\alpha, \beta}(x, y) = \begin{cases} -\frac{1}{\alpha\beta}(x^\alpha y^\beta - \frac{\alpha}{\alpha+\beta} x^{\alpha+\beta} - \frac{\beta}{\alpha+\beta} y^{\alpha+\beta}), & \alpha, \beta, \alpha + \beta \neq 0; \\ \frac{1}{\alpha^2}(x^\alpha \ln(\frac{x^\alpha}{y^\alpha}) - x^\alpha + y^\alpha), & \alpha \neq 0, \beta = 0; \\ \frac{1}{\alpha^2}(\ln(\frac{y^\alpha}{x^\alpha}) + (\frac{y^\alpha}{x^\alpha})^{-1} - 1), & \alpha = -\beta \neq 0; \\ \frac{1}{\beta^2}(y^\beta \ln(\frac{y^\beta}{x^\beta}) - y^\beta + x^\beta), & \alpha = 0, \beta \neq 0; \\ \frac{1}{2}(\ln(x) - \ln(y))^2, & \alpha = 0, \beta = 0. \end{cases}$$

When $\alpha + \beta = 1$, it is called the α -divergence. Discuss when it reduces to the β -divergence. Show that $d_{\alpha, \beta}(x, y) \geq 0$ and the equality holds if and only if $x = y$.

11. **Orthogonal and projective NMF, and clustering.** Consider the same setting as the orthogonal or projective matrix factorization in Problem 14.7, and consider further that \mathbf{A}, \mathbf{W} , and \mathbf{Z} are nonnegative. Show that there is only one positive entry in each column of \mathbf{Z} in this case. How is this related to the K-means problem? When each column of \mathbf{A} represents a data point, discuss the interpretation of z_{kn} (the (k, n) -th entry of \mathbf{Z}) as the importance of the k -th cluster to the n -th data point in the projective NMF case; that is, each data point can belong to several clusters.

12. Suppose $\mathbf{C} = |\mathbf{A}|$ is defined as the matrix obtained by setting each entry of \mathbf{C} as the absolute value of $\mathbf{A} \in \mathbb{R}^{n \times n}$. Show that $|\mathbf{A}| \geq \mathbf{0}_{m,n}$ and $|\mathbf{A}| = \mathbf{0}$ if and only if $\mathbf{A} = \mathbf{0}$ ($|\mathbf{A}| \geq \mathbf{0}_{m,n}$ indicates that $|\mathbf{A}|$ is an $m \times n$ nonnegative matrix).
13. Suppose $\mathbf{A} \geq \mathbf{0}_n$ is nonnegative ($\mathbf{A} \geq \mathbf{0}_n$ indicates that \mathbf{A} is an $n \times n$ nonnegative matrix) and has a positive row. If $|\mathbf{Ax}| = \mathbf{A}|\mathbf{x}|$, where $\mathbf{x} \in \mathbb{C}^n$, then there exists a real $\theta \in [0, 2\pi)$ such that $e^{-i\theta}\mathbf{x} = |\mathbf{x}|$, where $e^{-i\theta}\mathbf{x}$ indicates a complex vector with j -th element being $e^{-i\theta}x_j$. *Hint: Use triangle inequality $|\mathbf{Ax}| \leq |\mathbf{A}||\mathbf{x}|$, and examine the positive row. In the polar coordinate notation, $e^{i\theta} = \cos\theta + i\sin\theta$ and $|e^{i\theta}x| = |x| \implies \|e^{i\theta}\mathbf{x}\|_2 = \|\mathbf{x}\|_2$.*
14. **Nonnegative algebra.** A bounty of results can be harvested from nonnegative conditions. We investigate several of them in this problem. Given square matrices $\mathbf{A}, \mathbf{B}, \mathbf{C}, \mathbf{D} \in \mathbb{R}^{n \times n}$, show that
- **Triangle inequality.** $|\mathbf{AB}| \leq |\mathbf{A}||\mathbf{B}|$.
 - **Nonexpansiveness.** $|\mathbf{A}^k| \leq |\mathbf{A}|^k$, for all $m = \{1, 2, \dots\}$.
 - **Equal norm.** $\|\mathbf{A}\|_F = \| |\mathbf{A}| \|_F$.
 - If $|\mathbf{B}| \geq |\mathbf{A}|$, then $\|\mathbf{B}\|_F \geq \|\mathbf{A}\|_F$.
 - If $\mathbf{B} \geq \mathbf{A} \geq \mathbf{0}$ and $\mathbf{D} \geq \mathbf{C} \geq \mathbf{0}$, then $\mathbf{BD} \geq \mathbf{AC} \geq \mathbf{0}$.
 - If $\mathbf{B} \geq \mathbf{A} \geq \mathbf{0}$, then $\mathbf{B}^k \geq \mathbf{A}^k \geq \mathbf{0}$, for all $m = \{1, 2, \dots\}$,

where $\mathbf{B} \geq \mathbf{A}$ indicates that $\mathbf{B} - \mathbf{A}$ is a nonnegative matrix. Given rectangular matrices $\mathbf{A}, \mathbf{B} \in \mathbb{R}^{m \times n}$, show that

- $|\mathbf{A} + \mathbf{B}| \leq |\mathbf{A}| + |\mathbf{B}|$.

15. * **Eigenvalue interlacing in nonnegative matrices.** Let $\mathbf{B} - |\mathbf{A}| \in \mathbb{R}_+^{n \times n}$ be nonnegative. Show that

$$\rho(\mathbf{A}) \leq \rho(|\mathbf{A}|) \leq \rho(\mathbf{B}),$$

where $\rho(\mathbf{X})$ represents the spectral radius of matrix \mathbf{X} (Definition 0.2). *Hint: Use Problem 15.14 and Gelfand formula; show that $\|\mathbf{A}^k\|_F \leq \| |\mathbf{A}|^k \|_F \leq \|\mathbf{B}^k\|_F$.*

16. Use Problem 15.15 to show that $\rho(\mathbf{B}) \geq \rho(\mathbf{A})$ if $\mathbf{B} \geq \mathbf{A} \geq \mathbf{0}$.
17. Let $\mathbf{A} \in \mathbb{R}_+^{n \times n}$ be nonnegative, and let $\mathbf{B} = \mathbf{A}[1:k, 1:k]$, $\forall k \in \{1, 2, \dots, n\}$ (any leading principal submatrix of \mathbf{A} , Definition 1.3), and $\mathbf{C} \in \mathbb{R}^{k \times k}$, $\forall k \in \{1, 2, \dots, n\}$ be any principal submatrix (Definition 1.2). Show that

- $\rho\left(\begin{bmatrix} \mathbf{B} & \mathbf{0} \\ \mathbf{0} & \mathbf{0} \end{bmatrix}\right) \leq \rho(\mathbf{A}) \implies \rho(\mathbf{B}) \leq \rho(\mathbf{A})$.
- Use the first result to prove $\rho(\mathbf{C}) \leq \rho(\mathbf{A})$. *Hint: Use permutation transformations.*
- $\max_{i=1,2,\dots,n} a_{ii} \leq \rho(\mathbf{A})$.

18. * Let $\mathbf{A} \in \mathbb{R}_+^{n \times n}$ be nonnegative. Show that

$$\begin{aligned} \text{Row sum:} \quad & \min_{1 \leq i \leq n} \sum_{j=1}^n a_{ij} \leq \rho(\mathbf{A}) \leq \max_{1 \leq i \leq n} \sum_{j=1}^n a_{ij}; \\ \text{Column sum:} \quad & \min_{1 \leq j \leq n} \sum_{i=1}^n a_{ij} \leq \rho(\mathbf{A}) \leq \max_{1 \leq j \leq n} \sum_{i=1}^n a_{ij}. \end{aligned}$$

Biconjugate Decomposition

16.1. Existence of the Biconjugate Decomposition

The concept of biconjugate decomposition was introduced by [Chu et al. \(1995\)](#), while the rank-diminishing operator, on the other hand, has roots in the work of [Egerváry \(1960\)](#); [Householder \(1964\)](#); [Stewart \(1973\)](#). A variety of matrix decomposition methods can be unified through this biconjugate decomposition. In [Section 16.3](#), biconjugate decomposition is put into perspective by providing connections with standard decompositional methods, namely LDU, Cholesky, QR, and SVD decompositions. The existence of the biconjugate decomposition is supported by the rank-one reduction theorem, as presented below.

Theorem 16.1: ((Wedderburn's) Rank-One Reduction) Let $\mathbf{A} \in \mathbb{R}^{m \times n}$ be an $m \times n$ matrix with rank r , and let $\mathbf{x} \in \mathbb{R}^n$ and $\mathbf{y} \in \mathbb{R}^m$ be a pair of vectors such that $w = \mathbf{y}^\top \mathbf{A} \mathbf{x} \neq 0$. Then the matrix

$$\mathbf{B} = \mathbf{A} - w^{-1} \mathbf{A} \mathbf{x} \mathbf{y}^\top \mathbf{A} \quad (16.1)$$

has a rank of $r - 1$, which is exactly one less than the rank of \mathbf{A} : $\text{rank}(\mathbf{B}) = \text{rank}(\mathbf{A}) - 1$. A generalization of the rank-one reduction is discussed in [Problem 16.4](#).

Proof [of [Theorem 16.1](#)] To prove the theorem, it suffices to show that the dimension of the null space of \mathbf{B} is one greater than that of \mathbf{A} , indicating that \mathbf{B} has a rank exactly one less than the rank of \mathbf{A} .

For any vector $\mathbf{n} \in \mathcal{N}(\mathbf{A})$, i.e., $\mathbf{A} \mathbf{n} = \mathbf{0}$, we have $\mathbf{B} \mathbf{n} = \mathbf{A} \mathbf{n} - w^{-1} \mathbf{A} \mathbf{x} \mathbf{y}^\top \mathbf{A} \mathbf{n} = \mathbf{0}$, implying that $\mathcal{N}(\mathbf{A}) \subseteq \mathcal{N}(\mathbf{B})$.

Now, consider any vector $\mathbf{m} \in \mathcal{N}(\mathbf{B})$, i.e., $\mathbf{B} \mathbf{m} = \mathbf{0}$. We have $\mathbf{B} \mathbf{m} = \mathbf{A} \mathbf{m} - w^{-1} \mathbf{A} \mathbf{x} \mathbf{y}^\top \mathbf{A} \mathbf{m} = \mathbf{0}$.

Let $k = w^{-1} \mathbf{y}^\top \mathbf{A} \mathbf{m}$, which is a scalar. Therefore, $\mathbf{B} \mathbf{m} = \mathbf{A}(\mathbf{m} - k \mathbf{x}) = \mathbf{0}$, i.e., for any vector $\mathbf{n} \in \mathcal{N}(\mathbf{A})$, we could find a vector $\mathbf{m} \in \mathcal{N}(\mathbf{B})$ such that $\mathbf{n} = (\mathbf{m} - k \mathbf{x}) \in \mathcal{N}(\mathbf{A})$. Note that $\mathbf{A} \mathbf{x} \neq \mathbf{0}$ based on the definition of w . Thus, the null space of \mathbf{B} is therefore obtained from the null space of \mathbf{A} by adding \mathbf{x} to its basis, which will increase the order of the space by one. Consequently, the dimension of $\mathcal{N}(\mathbf{A})$ is smaller than the dimension of $\mathcal{N}(\mathbf{B})$ by one, which completes the proof. \blacksquare

The converse of the above theorem is also true, as shown in the following corollary.

Corollary 16.2: (Rank-One Reduction, (Egerváry, 1960)) Let $\mathbf{A} \in \mathbb{R}^{m \times n}$ be any $m \times n$ matrix, and let $\mathbf{u} \in \mathbb{R}^m$ and $\mathbf{v} \in \mathbb{R}^n$ be two vectors. Then, the rank of matrix $\mathbf{B} = \mathbf{A} - \sigma^{-1}\mathbf{u}\mathbf{v}^\top$ is less than that of \mathbf{A} if and only if there exist vectors $\mathbf{x} \in \mathbb{R}^n$ and $\mathbf{y} \in \mathbb{R}^m$ such that $\mathbf{u} = \mathbf{A}\mathbf{x}$, $\mathbf{v} = \mathbf{A}^\top\mathbf{y}$, and $\sigma = \mathbf{y}^\top\mathbf{A}\mathbf{x} \neq 0$. In this case, it holds that $\text{rank}(\mathbf{B}) = \text{rank}(\mathbf{A}) - 1$.

More generally, the rank-one reduction can be extended to the case where a matrix of rank possibly greater than one is subtracted.

Corollary 16.3: (Rank- k Reduction, (Cline and Funderlic, 1979)) Let $\mathbf{A} \in \mathbb{R}^{m \times n}$ be any $m \times n$ matrix. Let further $\mathbf{P} \in \mathbb{R}^{m \times k}$, $\mathbf{U} \in \mathbb{R}^{k \times k}$ be nonsingular, and $\mathbf{Q} \in \mathbb{R}^{n \times k}$. Then,

$$\text{rank}(\mathbf{A} - \mathbf{P}\mathbf{U}^{-1}\mathbf{Q}^\top) = \text{rank}(\mathbf{A}) - \text{rank}(\mathbf{P}\mathbf{U}^{-1}\mathbf{Q}^\top)$$

if and only if there exist $\mathbf{X} \in \mathbb{R}^{n \times k}$ and $\mathbf{Y} \in \mathbb{R}^{m \times k}$ such that

$$\mathbf{P} = \mathbf{A}\mathbf{X}, \quad \mathbf{Q} = \mathbf{A}^\top\mathbf{Y}, \quad \text{and} \quad \mathbf{U} = \mathbf{Y}^\top\mathbf{A}\mathbf{X}.$$

Suppose a matrix $\mathbf{A} \in \mathbb{R}^{m \times n}$ has rank r . We can define a rank-reducing process to generate a sequence of *Wedderburn matrices* $\{\mathbf{A}_k\}$:

$$\mathbf{A}_1 = \mathbf{A} \quad \text{and} \quad \mathbf{A}_{k+1} = \mathbf{A}_k - w_k^{-1}\mathbf{A}_k\mathbf{x}_k\mathbf{y}_k^\top\mathbf{A}_k, \quad \forall k \in \{1, 2, \dots, r\}, \quad (16.2)$$

where $\mathbf{x}_k \in \mathbb{R}^n$ and $\mathbf{y}_k \in \mathbb{R}^m$ are any vectors satisfying $w_k = \mathbf{y}_k^\top\mathbf{A}_k\mathbf{x}_k \neq 0$. The operator in Equation (16.1) is known as a *rank-diminishing operator*, and the process described by Equation (16.2) is referred to the *rank-reducing process*. And the sets $\{\mathbf{x}_1, \mathbf{x}_2, \dots, \mathbf{x}_r\}$ and $\{\mathbf{y}_1, \mathbf{y}_2, \dots, \mathbf{y}_r\}$ are called the *vectors associated with the rank-reducing process*. Alternatively, if we let $\mathbf{X} = [\mathbf{x}_1, \mathbf{x}_2, \dots, \mathbf{x}_r]$ and $\mathbf{Y} = [\mathbf{y}_1, \mathbf{y}_2, \dots, \mathbf{y}_r]$, then (\mathbf{X}, \mathbf{Y}) is said to *effect a rank-reducing process* for \mathbf{A} . The sequence will terminate after r steps since the rank of \mathbf{A}_k decreases by exactly one at each step. The sequence can be written out as follows:

$$\begin{aligned} \mathbf{A}_1 &= \mathbf{A}, \\ \mathbf{A}_1 - \mathbf{A}_2 &= w_1^{-1}\mathbf{A}_1\mathbf{x}_1\mathbf{y}_1^\top\mathbf{A}_1, \\ \mathbf{A}_2 - \mathbf{A}_3 &= w_2^{-1}\mathbf{A}_2\mathbf{x}_2\mathbf{y}_2^\top\mathbf{A}_2, \\ \mathbf{A}_3 - \mathbf{A}_4 &= w_3^{-1}\mathbf{A}_3\mathbf{x}_3\mathbf{y}_3^\top\mathbf{A}_3, \\ &\vdots \\ \mathbf{A}_{r-1} - \mathbf{A}_r &= w_{r-1}^{-1}\mathbf{A}_{r-1}\mathbf{x}_{r-1}\mathbf{y}_{r-1}^\top\mathbf{A}_{r-1}, \\ \mathbf{A}_r - \mathbf{0} &= w_r^{-1}\mathbf{A}_r\mathbf{x}_r\mathbf{y}_r^\top\mathbf{A}_r. \end{aligned}$$

By summing up the sequence, we obtain

$$\begin{aligned} \text{(Rank-reducing)} : \quad & (\mathbf{A}_1 - \mathbf{A}_2) + (\mathbf{A}_2 - \mathbf{A}_3) + \dots + (\mathbf{A}_{r-1} - \mathbf{A}_r) + (\mathbf{A}_r - \mathbf{0}) \\ &= \mathbf{A}_1 = \mathbf{A} = \sum_{i=1}^r w_i^{-1}\mathbf{A}_i\mathbf{x}_i\mathbf{y}_i^\top\mathbf{A}_i. \end{aligned} \quad (16.3)$$

Therefore, we can derive the following decomposition directly from this rank-reducing process.

Theorem 16.4: (Biconjugate Decomposition: Form 1) Let $\mathbf{A} \in \mathbb{R}^{m \times n}$ any matrix with rank r . This equality (16.3), which results from the rank-reducing process, implies the following matrix decomposition

$$\mathbf{A} = \mathbf{\Phi} \mathbf{\Omega}^{-1} \mathbf{\Psi}^\top,$$

where $\mathbf{\Omega} = \text{diag}(w_1, w_2, \dots, w_r)$, $\mathbf{\Phi} = [\phi_1, \phi_2, \dots, \phi_r] \in \mathbb{R}^{m \times r}$, and $\mathbf{\Psi} = [\psi_1, \psi_2, \dots, \psi_r]$ with

$$\phi_k = \mathbf{A}_k \mathbf{x}_k \quad \text{and} \quad \psi_k = \mathbf{A}_k^\top \mathbf{y}_k, \quad \forall k \in \{1, 2, \dots, r\}.$$

Thus, different choices of \mathbf{x}_k 's and \mathbf{y}_k 's will result in different biconjugate factorizations, making this factorization quite general and versatile. In the following sections, we will demonstrate its connection with some well-known decomposition methods.

Remark 16.5. Regarding the vectors \mathbf{x}_k and \mathbf{y}_k in the Wedderburn sequence, the following property holds:

$$\begin{aligned} \mathbf{x}_k \in \mathcal{N}(\mathbf{A}_{k+1}) &\implies \mathbf{x}_k \perp \mathcal{C}(\mathbf{A}_{k+1}^\top), \\ \mathbf{y}_k \in \mathcal{N}(\mathbf{A}_{k+1}^\top) &\implies \mathbf{y}_k \perp \mathcal{C}(\mathbf{A}_{k+1}). \end{aligned}$$

To see why, consider the following:

$$\begin{aligned} \mathbf{A}_{k+1} \mathbf{x}_k &= (\mathbf{A}_k - w_k^{-1} \mathbf{A}_k \mathbf{x}_k \mathbf{y}_k^\top \mathbf{A}_k) \mathbf{x}_k \\ &= \mathbf{A}_k (\mathbf{x}_k - \frac{\mathbf{y}_k^\top \mathbf{A}_k \mathbf{x}_k}{\mathbf{y}_k^\top \mathbf{A}_k \mathbf{x}_k} \mathbf{x}_k) = \mathbf{0}. \end{aligned}$$

Similarly, it can be shown that $\mathbf{A}_{k+1}^\top \mathbf{y}_k = \mathbf{0}$.

Lemma 16.6: (General Term Formula of Wedderburn Sequence: V1) Let $\mathbf{A} \in \mathbb{R}^{m \times n}$ be any matrix with rank r , and let $\mathbf{A}_1 = \mathbf{A}$. For each matrix in the sequence defined by $\mathbf{A}_{k+1} = \mathbf{A}_k - w_k^{-1} \mathbf{A}_k \mathbf{x}_k \mathbf{y}_k^\top \mathbf{A}_k$ ($k \in \{1, 2, \dots, r-1\}$), the matrix \mathbf{A}_{k+1} can be expressed as

$$\mathbf{A}_{k+1} = \mathbf{A} - \sum_{i=1}^k w_i^{-1} \mathbf{A} \mathbf{u}_i \mathbf{v}_i^\top \mathbf{A}, \quad \forall k \in \{1, 2, \dots, r-1\},$$

where

$$\mathbf{u}_k = \mathbf{x}_k - \sum_{i=1}^{k-1} \frac{\mathbf{v}_i^\top \mathbf{A} \mathbf{x}_k}{w_i} \mathbf{u}_i \quad \text{and} \quad \mathbf{v}_k = \mathbf{y}_k - \sum_{i=1}^{k-1} \frac{\mathbf{y}_k^\top \mathbf{A} \mathbf{u}_i}{w_i} \mathbf{v}_i.$$

Let $\mathbf{X} = [\mathbf{x}_1, \mathbf{x}_2, \dots, \mathbf{x}_r]$, $\mathbf{Y} = [\mathbf{y}_1, \mathbf{y}_2, \dots, \mathbf{y}_r]$, $\mathbf{U} = [\mathbf{u}_1, \mathbf{u}_2, \dots, \mathbf{u}_r]$, and $\mathbf{V} = [\mathbf{v}_1, \mathbf{v}_2, \dots, \mathbf{v}_r]$ be the column partitions for each set of vectors. Then, the rank-reducing process can be viewed as transforming the matrix pair (\mathbf{X}, \mathbf{Y}) into (\mathbf{U}, \mathbf{V}) .^a

a. It can be shown that if \mathbf{A} is symmetric and $\mathbf{X} = \mathbf{Y}$, then $\mathbf{U} = \mathbf{V}$.

The proof of this lemma is deferred to Section 16.4. We notice that $w_i = \mathbf{y}_i^\top \mathbf{A}_i \mathbf{x}_i$ in the general term formula is related to \mathbf{A}_i , which means it is not the true general term formula. We will later reformulate w_i to be related to \mathbf{A} rather than \mathbf{A}_i . From the general term

formula of the Wedderburn sequence, we have:

$$\begin{aligned}\mathbf{A}_{k+1} &= \mathbf{A} - \sum_{i=1}^k w_i^{-1} \mathbf{A} \mathbf{u}_i \mathbf{v}_i^\top \mathbf{A}, \\ \mathbf{A}_k &= \mathbf{A} - \sum_{i=1}^{k-1} w_i^{-1} \mathbf{A} \mathbf{u}_i \mathbf{v}_i^\top \mathbf{A}.\end{aligned}$$

Thus, we obtain $\mathbf{A}_{k+1} - \mathbf{A}_k = -w_k^{-1} \mathbf{A} \mathbf{u}_k \mathbf{v}_k^\top \mathbf{A}$. Since the sequence is defined as $\mathbf{A}_{k+1} = \mathbf{A}_k - w_k^{-1} \mathbf{A}_k \mathbf{x}_k \mathbf{y}_k^\top \mathbf{A}_k$, we can deduce that $w_k^{-1} \mathbf{A} \mathbf{u}_k \mathbf{v}_k^\top \mathbf{A} = w_k^{-1} \mathbf{A}_k \mathbf{x}_k \mathbf{y}_k^\top \mathbf{A}_k$. Consequently, it follows that

$$\begin{aligned}\mathbf{A} \mathbf{u}_k &= \mathbf{A}_k \mathbf{x}_k, \\ \mathbf{v}_k^\top \mathbf{A} &= \mathbf{y}_k^\top \mathbf{A}_k.\end{aligned}\tag{16.4}$$

Let $z_{k,i} = \frac{\mathbf{v}_i^\top \mathbf{A} \mathbf{x}_k}{w_i}$, which is a scalar. Referring to the definitions of \mathbf{u}_k and \mathbf{v}_k in the lemma above, we can express them explicitly as follows:

- $\mathbf{u}_1 = \mathbf{x}_1$;
- $\mathbf{u}_2 = \mathbf{x}_2 - z_{2,1} \mathbf{u}_1 \implies \mathbf{x}_2$ is a linear combination of \mathbf{u}_1 and \mathbf{u}_2 ;
- $\mathbf{u}_3 = \mathbf{x}_3 - z_{3,1} \mathbf{u}_1 - z_{3,2} \mathbf{u}_2 \implies \mathbf{x}_3$ is a linear combination of $\mathbf{u}_1, \mathbf{u}_2$, and \mathbf{u}_3 ;
- ...

Each $z_{k,i}$ ($i < k$) encodes the component of \mathbf{x}_k in that of \mathbf{u}_i . This process bears resemblance to the Gram-Schmidt process (Section 3.4). However, in this process, we do not perform an **orthogonal projection** of \mathbf{x}_2 onto \mathbf{x}_1 to find the vector component of \mathbf{x}_2 along \mathbf{x}_1 , as we would do in an orthogonal projection (Section 3.6). Instead, the vector of \mathbf{x}_2 along \mathbf{x}_1 is now defined by $z_{2,1}$ (i.e., an **oblique projection**; Section 3.6). This process is illustrated in Figure 16.1. In Figure 16.1(a), \mathbf{u}_2 is not perpendicular to \mathbf{u}_1 (in the Gram-Schmidt process, \mathbf{u}_2 would be perpendicular to \mathbf{u}_1 via orthogonal projections). Nevertheless, \mathbf{u}_2 does not lie on the same line as \mathbf{u}_1 , so $\{\mathbf{u}_1, \mathbf{u}_2\}$ can still span a \mathbb{R}^2 subspace. Similarly, in Figure 16.1(b), $\mathbf{u}_3 = \mathbf{x}_3 - z_{3,1} \mathbf{u}_1 - z_{3,2} \mathbf{u}_2$ does not lie in the subspace spanned by $\{\mathbf{u}_1, \mathbf{u}_2\}$, allowing $\{\mathbf{u}_1, \mathbf{u}_2, \mathbf{u}_3\}$ to span a \mathbb{R}^3 subspace.

A moment of reflexion would reveal that the span of $\{\mathbf{x}_2, \mathbf{x}_1\}$ is the same as the span of $\{\mathbf{u}_2, \mathbf{u}_1\}$. This equivalence extends to the \mathbf{v}_i vectors and \mathbf{y}_i vectors as well. We can express this property as follows:

$$\begin{cases} \text{span}\{\mathbf{x}_1, \mathbf{x}_2, \dots, \mathbf{x}_j\} = \text{span}\{\mathbf{u}_1, \mathbf{u}_2, \dots, \mathbf{u}_j\}, & \forall j \in \{1, 2, \dots, r\}; \\ \text{span}\{\mathbf{y}_1, \mathbf{y}_2, \dots, \mathbf{y}_j\} = \text{span}\{\mathbf{v}_1, \mathbf{v}_2, \dots, \mathbf{v}_j\}, & \forall j \in \{1, 2, \dots, r\}.\end{cases}\tag{16.5}$$

Furthermore, based on the rank-reducing property in the Wedderburn sequence, we have

$$\begin{cases} \mathcal{C}(\mathbf{A}_1) \supset \mathcal{C}(\mathbf{A}_2) \supset \mathcal{C}(\mathbf{A}_3) \supset \dots; \\ \mathcal{N}(\mathbf{A}_1^\top) \subset \mathcal{N}(\mathbf{A}_2^\top) \subset \mathcal{N}(\mathbf{A}_3^\top) \subset \dots.\end{cases}$$

Since $\mathbf{y}_k \in \mathcal{N}(\mathbf{A}_{k+1}^\top)$, it then follows that $\mathbf{y}_j \in \mathcal{N}(\mathbf{A}_{k+1}^\top)$ for all $j < k + 1$, i.e., $\mathbf{A}_{k+1}^\top \mathbf{y}_j = \mathbf{0}$ for all $j < k + 1$. This also holds true for $\mathbf{x}_{k+1}^\top \mathbf{A}_{k+1}^\top \mathbf{y}_j = \mathbf{0}$ for all $j < k + 1$. From Equation (16.4), we also have $\mathbf{u}_{k+1}^\top \mathbf{A}^\top \mathbf{y}_j = \mathbf{0}$ for all $j < k + 1$. Following Equation (16.5), we obtain

$$\mathbf{x}_{k+1}^\top \mathbf{A}_{k+1}^\top \mathbf{y}_j = \mathbf{0} \xrightarrow{(16.4)} \mathbf{u}_{k+1}^\top \mathbf{A}^\top \mathbf{y}_j = \mathbf{0} \xrightarrow{(16.5)} \mathbf{v}_j^\top \mathbf{A} \mathbf{u}_{k+1} = \mathbf{0} \quad \text{for all } j < k + 1. \tag{16.6}$$

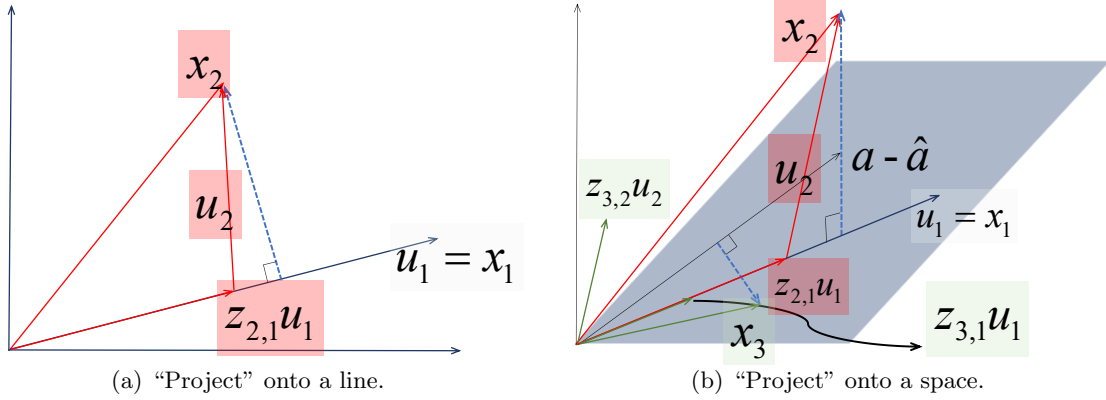


Figure 16.1: “Project” a vector onto a line and onto a space. Compare to the Gram-Schmidt process in Figure 3.2.

Similarly, we can prove

$$\mathbf{v}_{k+1}^\top \mathbf{A} \mathbf{u}_j = 0 \quad \text{for all } j < k + 1. \quad (16.7)$$

Moreover, since $w_k = \mathbf{y}_k^\top \mathbf{A}_k \mathbf{x}_k$, according to Equation (16.4), we can express w_k as:

$$\begin{aligned} w_k &= \mathbf{y}_k^\top \mathbf{A}_k \mathbf{x}_k = \mathbf{v}_k^\top \mathbf{A} \mathbf{x}_k \\ &= \mathbf{v}_k^\top \mathbf{A} \left(\mathbf{u}_k + \sum_{i=1}^{k-1} \frac{\mathbf{v}_i^\top \mathbf{A} \mathbf{x}_k}{w_i} \mathbf{u}_i \right) \quad (\text{by the definition of } \mathbf{u}_k \text{ in Lemma 16.6}) \\ &= \mathbf{v}_k^\top \mathbf{A} \mathbf{u}_k, \quad (\text{by } \mathbf{v}_k^\top \mathbf{A} \mathbf{u}_j = 0 \text{ for all } j < k) \end{aligned}$$

which can be utilized to substitute the value of w_k in Lemma 16.6. We then have the full version of the general term formula of the Wedderburn sequence. In this form, the formula no longer depends on \mathbf{A}_k 's (in the form of w_k 's):

$$\mathbf{u}_k = \mathbf{x}_k - \sum_{i=1}^{k-1} \frac{\mathbf{v}_i^\top \mathbf{A} \mathbf{x}_k}{\mathbf{v}_i^\top \mathbf{A} \mathbf{u}_i} \mathbf{u}_i \quad \text{and} \quad \mathbf{v}_k = \mathbf{y}_k - \sum_{i=1}^{k-1} \frac{\mathbf{y}_k^\top \mathbf{A} \mathbf{u}_i}{\mathbf{v}_i^\top \mathbf{A} \mathbf{u}_i} \mathbf{v}_i. \quad (16.8)$$

Gram-Schmidt process from Wedderburn sequence. Suppose the matrices $\mathbf{X} = [\mathbf{x}_1, \mathbf{x}_2, \dots, \mathbf{x}_r] \in \mathbb{R}^{n \times r}$ and $\mathbf{Y} = [\mathbf{y}_1, \mathbf{y}_2, \dots, \mathbf{y}_r] \in \mathbb{R}^{n \times r}$ effect a rank-reducing process for \mathbf{A} . If $\mathbf{A} = \mathbf{I} \in \mathbb{R}^{n \times n}$ is the identity matrix and $(\mathbf{X} = \mathbf{Y})$ are identical, containing the vectors for which an orthogonal basis is desired, i.e., we aim to obtain an orthogonal basis spanning the same column space of $\mathbf{X} = \mathbf{Y}$, then the result of the rank-reducing process, $(\mathbf{U} = \mathbf{V})$, gives the resultant orthogonal basis (but not an orthonormal basis).

To see this, we follow the computation of the Gram-Schmidt process as given in Equation (3.2), where we replace the data matrix by $\mathbf{X} = \mathbf{Y} \in \mathbb{R}^{m \times n}$ (assuming \mathbf{X} has full rank for simplicity), and we use matrix $\mathbf{Q} = [\mathbf{q}_1, \mathbf{q}_2, \dots, \mathbf{q}_n]$ to denote the orthonormal basis. Then, for any $k \in \{1, 2, \dots, n\}$, the Gram-Schmidt process admits

$$\text{Gram-Schmidt process} = \begin{cases} \mathbf{x}_k^\perp = \left(\mathbf{I} - \sum_{i=1}^{k-1} \mathbf{q}_i \mathbf{q}_i^\top \right) \mathbf{x}_k; \\ \mathbf{q}_k = \frac{\mathbf{x}_k^\perp}{\|\mathbf{x}_k^\perp\|}. \end{cases} \quad (16.9)$$

Considering the rank-reducing process with $\mathbf{A} = \mathbf{I}$, $\mathbf{X} = \mathbf{Y}$. Since \mathbf{A} is symmetric and $\mathbf{X} = \mathbf{Y}$, we obtain $\mathbf{U} = \mathbf{V}$. We can thus focus on the analysis of \mathbf{U} . For any $k \in \{1, 2, \dots, n\}$, the rank-reducing process yields

$$\text{Rank-reducing process} = \begin{cases} \mathbf{u}_k = \mathbf{x}_k - \sum_{i=1}^{k-1} \frac{\mathbf{v}_i^\top \mathbf{A} \mathbf{x}_k}{\mathbf{v}_i^\top \mathbf{A} \mathbf{u}_i} \mathbf{u}_i = \left(\mathbf{I} - \sum_{i=1}^{k-1} \frac{\mathbf{u}_i \mathbf{u}_i^\top}{\mathbf{u}_i^\top \mathbf{u}_i} \right) \mathbf{x}_k; \\ \tilde{\mathbf{u}}_k = \frac{\mathbf{u}_k}{\|\mathbf{u}_k\|}. \end{cases} \quad (16.10)$$

Therefore, by comparing Equations (16.9) and (16.10), we can find the equivalence between \mathbf{q}_k and $\tilde{\mathbf{u}}_k$ for $k \in \{1, 2, \dots, n\}$. Thus, the Wedderburn sequence effects a Gram-Schmidt process when $\mathbf{X} = \mathbf{Y}$ is the data matrix and $\mathbf{A} = \mathbf{I}$.

The expressions for \mathbf{u}_k and \mathbf{v}_k in Equation (16.8) closely resemble the projection onto the perpendicular space in the Gram-Schmidt process, as shown in Equation (3.1). We then define the bilinear form $\langle \mathbf{x}, \mathbf{y} \rangle = \mathbf{y}^\top \mathbf{A} \mathbf{x}$ to explicitly mimic the form of projection in Equation (3.1).

We consolidate the results obtained so far into the following lemma, which provides a concise overview of what we have been working on. These results will be extensively utilized in the sequel.

Lemma 16.7: (Properties of Wedderburn Sequence) Let $\mathbf{A} \in \mathbb{R}^{m \times n}$ be any matrix with rank r , and let $\mathbf{A}_1 = \mathbf{A}$. For each matrix in the sequence defined by $\mathbf{A}_{k+1} = \mathbf{A}_k - w_k^{-1} \mathbf{A}_k \mathbf{x}_k \mathbf{y}_k^\top \mathbf{A}_k$ ($k \in \{1, 2, \dots, r-1\}$), the matrix \mathbf{A}_{k+1} can be expressed as

$$\mathbf{A}_{k+1} = \mathbf{A} - \sum_{i=1}^k w_i^{-1} \mathbf{A} \mathbf{u}_i \mathbf{v}_i^\top \mathbf{A},$$

where

$$\mathbf{u}_k = \mathbf{x}_k - \sum_{i=1}^{k-1} \frac{\langle \mathbf{x}_k, \mathbf{v}_i \rangle}{\langle \mathbf{u}_i, \mathbf{v}_i \rangle} \mathbf{u}_i \quad \text{and} \quad \mathbf{v}_k = \mathbf{y}_k - \sum_{i=1}^{k-1} \frac{\langle \mathbf{u}_i, \mathbf{y}_k \rangle}{\langle \mathbf{u}_i, \mathbf{v}_i \rangle} \mathbf{v}_i. \quad (16.11)$$

Furthermore, we can observe the following properties:

$$\begin{aligned} \mathbf{A} \mathbf{u}_k &= \mathbf{A}_k \mathbf{x}_k; \\ \mathbf{v}_k^\top \mathbf{A} &= \mathbf{y}_k^\top \mathbf{A}_k; \end{aligned} \quad (16.12)$$

$$\langle \mathbf{u}_k, \mathbf{v}_j \rangle = \langle \mathbf{u}_j, \mathbf{v}_k \rangle = 0 \text{ for all } j < k; \quad (16.13)$$

$$w_k = \mathbf{y}_k^\top \mathbf{A}_k \mathbf{x}_k = \langle \mathbf{u}_k, \mathbf{v}_k \rangle. \quad (16.14)$$

By substituting Equation (16.12) into Form 1 of the biconjugate decomposition and using Equation (16.14), which implies $w_k = \mathbf{v}_k^\top \mathbf{A} \mathbf{u}_k$, we obtain the Form 2 and Form 3 of this decomposition:

Theorem 16.8: (Biconjugate Decomposition: Form 2 and Form 3) Let $\mathbf{A} \in \mathbb{R}^{m \times n}$ be any matrix with rank r . This equality (16.3), which results from the rank-reducing process, implies the following matrix decomposition:

$$\mathbf{A} = \mathbf{A} \mathbf{U}_r \mathbf{\Omega}_r^{-1} \mathbf{V}_r^\top \mathbf{A}, \quad (16.15)$$

where $\mathbf{\Omega}_r = \text{diag}(w_1, w_2, \dots, w_r)$, $\mathbf{U}_r = [\mathbf{u}_1, \mathbf{u}_2, \dots, \mathbf{u}_r] \in \mathbb{R}^{n \times r}$, and $\mathbf{V}_r = [\mathbf{v}_1, \mathbf{v}_2, \dots, \mathbf{v}_r] \in \mathbb{R}^{m \times r}$ with

$$\mathbf{u}_k = \mathbf{x}_k - \sum_{i=1}^{k-1} \frac{\langle \mathbf{x}_k, \mathbf{v}_i \rangle}{\langle \mathbf{u}_i, \mathbf{v}_i \rangle} \mathbf{u}_i \quad \text{and} \quad \mathbf{v}_k = \mathbf{y}_k - \sum_{i=1}^{k-1} \frac{\langle \mathbf{u}_i, \mathbf{y}_k \rangle}{\langle \mathbf{u}_i, \mathbf{v}_i \rangle} \mathbf{v}_i. \quad (16.16)$$

Additionally, the following decomposition holds:

$$\mathbf{V}_\gamma^\top \mathbf{A} \mathbf{U}_\gamma = \mathbf{\Omega}_\gamma, \quad (16.17)$$

where $\mathbf{\Omega}_\gamma = \text{diag}(w_1, w_2, \dots, w_\gamma)$, $\mathbf{U}_\gamma = [\mathbf{u}_1, \mathbf{u}_2, \dots, \mathbf{u}_\gamma] \in \mathbb{R}^{n \times \gamma}$, and $\mathbf{V}_\gamma = [\mathbf{v}_1, \mathbf{v}_2, \dots, \mathbf{v}_\gamma] \in \mathbb{R}^{m \times \gamma}$. Note the difference between the subscripts r and γ employed here, with $\gamma \leq r$.

Note that Equation (16.15) is derived from (16.12), and Equation (16.17) comes from (16.13). We observe that, in the above two forms of the biconjugate decomposition, they no longer depend on the Wedderburn matrices $\{\mathbf{A}_k\}$.

A word on the notation. We will employ subscripts to indicate the dimension of the matrix to prevent confusion in the following discussion, e.g., the r, γ notations used in the preceding theorem.

16.2. Properties of the Biconjugate Decomposition

Corollary 16.9: (Connection of \mathbf{U}_γ and \mathbf{X}_γ) Let $\mathbf{A} \in \mathbb{R}^{m \times n}$ be any matrix with rank $r \geq \gamma$. If $(\mathbf{X}_\gamma, \mathbf{Y}_\gamma) \in \mathbb{R}^{n \times \gamma} \times \mathbb{R}^{m \times \gamma}$ effects a rank-reducing process for \mathbf{A} , then there exist unique unit upper triangular matrices $\mathbf{R}_\gamma^{(x)} \in \mathbb{R}^{\gamma \times \gamma}$ and $\mathbf{R}_\gamma^{(y)} \in \mathbb{R}^{\gamma \times \gamma}$ such that

$$\mathbf{X}_\gamma = \mathbf{U}_\gamma \mathbf{R}_\gamma^{(x)} \quad \text{and} \quad \mathbf{Y}_\gamma = \mathbf{V}_\gamma \mathbf{R}_\gamma^{(y)},$$

where \mathbf{U}_γ and \mathbf{V}_γ are matrices with columns derived from the Wedderburn sequence, as described in Equation (16.17).

Proof [of Corollary 16.9] The proof follows directly from the definitions of \mathbf{u}_k and \mathbf{v}_k in Equation (16.11) or Equation (16.16). We set the j -th column of $\mathbf{R}_\gamma^{(x)}$ and $\mathbf{R}_\gamma^{(y)}$ as follows:

$$\left[\frac{\langle \mathbf{x}_j, \mathbf{v}_1 \rangle}{\langle \mathbf{u}_1, \mathbf{v}_1 \rangle}, \frac{\langle \mathbf{x}_j, \mathbf{v}_2 \rangle}{\langle \mathbf{u}_2, \mathbf{v}_2 \rangle}, \dots, \frac{\langle \mathbf{x}_j, \mathbf{v}_{j-1} \rangle}{\langle \mathbf{u}_{j-1}, \mathbf{v}_{j-1} \rangle}, 1, 0, 0, \dots, 0 \right]^\top,$$

and

$$\left[\frac{\langle \mathbf{u}_1, \mathbf{y}_j \rangle}{\langle \mathbf{u}_1, \mathbf{v}_1 \rangle}, \frac{\langle \mathbf{u}_2, \mathbf{y}_j \rangle}{\langle \mathbf{u}_2, \mathbf{v}_2 \rangle}, \dots, \frac{\langle \mathbf{u}_{j-1}, \mathbf{y}_j \rangle}{\langle \mathbf{u}_{j-1}, \mathbf{v}_{j-1} \rangle}, 1, 0, 0, \dots, 0 \right]^\top.$$

And the uniqueness stems from the fact that the matrices \mathbf{U}_γ and \mathbf{V}_γ have independent columns from the rank-reducing process. This completes the proof. \blacksquare

The pair $(\mathbf{U}_\gamma, \mathbf{V}_\gamma) \in \mathbb{R}^{m \times \gamma} \times \mathbb{R}^{n \times \gamma}$ in Theorem 16.8 is called a **biconjugate pair** with respect to \mathbf{A} if $\mathbf{\Omega}_\gamma$ is nonsingular and diagonal. Furthermore, suppose the pair $(\mathbf{X}_\gamma, \mathbf{Y}_\gamma) \in \mathbb{R}^{n \times \gamma} \times \mathbb{R}^{m \times \gamma}$ effects a rank-reducing process for \mathbf{A} . Then, the pair $(\mathbf{X}_\gamma, \mathbf{Y}_\gamma)$ is said to be **biconjugatable** and can be **biconjugated into a biconjugate pair** of matrices $(\mathbf{U}_\gamma, \mathbf{V}_\gamma)$, if there exist unit upper triangular matrices $\mathbf{R}_\gamma^{(x)}$ and $\mathbf{R}_\gamma^{(y)}$ such that $\mathbf{X}_\gamma = \mathbf{U}_\gamma \mathbf{R}_\gamma^{(x)}$ and $\mathbf{Y}_\gamma = \mathbf{V}_\gamma \mathbf{R}_\gamma^{(y)}$.

16.3. Connection to Well-Known Decomposition Methods

In this section, we demonstrate how biconjugate decomposition can be related to well-known decompositional methods.

16.3.1 LDU Decomposition

Theorem 16.10: (LDU, Chu et al. (1995) Theorem 2.4) Let $\mathbf{A} \in \mathbb{R}^{m \times n}$ be any matrix with rank $r \geq \gamma$. Let further $(\mathbf{X}_\gamma, \mathbf{Y}_\gamma) \in \mathbb{R}^{n \times \gamma} \times \mathbb{R}^{m \times \gamma}$ with γ in $\{1, 2, \dots, r\}$. Then, the pair $(\mathbf{X}_\gamma, \mathbf{Y}_\gamma)$ can be biconjugated if and only if $\mathbf{Y}_\gamma^\top \mathbf{A} \mathbf{X}_\gamma$ has an LDU decomposition.

Proof [of Theorem 16.10] Suppose \mathbf{X}_γ and \mathbf{Y}_γ are biconjugatable; then there exist unit upper triangular matrices $\mathbf{R}_\gamma^{(x)}$ and $\mathbf{R}_\gamma^{(y)}$ such that $\mathbf{X}_\gamma = \mathbf{U}_\gamma \mathbf{R}_\gamma^{(x)}$, $\mathbf{Y}_\gamma = \mathbf{V}_\gamma \mathbf{R}_\gamma^{(y)}$, and $\mathbf{V}_\gamma^\top \mathbf{A} \mathbf{U}_\gamma = \mathbf{\Omega}_\gamma$ is a nonsingular diagonal matrix. Then it follows that

$$\mathbf{Y}_\gamma^\top \mathbf{A} \mathbf{X}_\gamma = \mathbf{R}_\gamma^{(y)\top} \mathbf{V}_\gamma^\top \mathbf{A} \mathbf{U}_\gamma \mathbf{R}_\gamma^{(x)} = \mathbf{R}_\gamma^{(y)\top} \mathbf{\Omega}_\gamma \mathbf{R}_\gamma^{(x)}$$

is the unique LDU decomposition of $\mathbf{Y}_\gamma^\top \mathbf{A} \mathbf{X}_\gamma$. This expression can be regarded as the **fourth form of biconjugate decomposition**.

Conversely, suppose $\mathbf{Y}_\gamma^\top \mathbf{A} \mathbf{X}_\gamma = \mathbf{R}_2^\top \mathbf{D} \mathbf{R}_1$ is an LDU decomposition, with both \mathbf{R}_1 and \mathbf{R}_2 being unit upper triangular matrices. Since \mathbf{R}_1^{-1} and \mathbf{R}_2^{-1} are also unit upper triangular matrices, $(\mathbf{X}_\gamma, \mathbf{Y}_\gamma)$ biconjugates into $(\mathbf{X}_\gamma \mathbf{R}_1^{-1}, \mathbf{Y}_\gamma \mathbf{R}_2^{-1})$. ■

Corollary 16.11: (Determinant) Let $\mathbf{A} \in \mathbb{R}^{m \times n}$ be any matrix with rank $r \geq \gamma$. Suppose the pair $(\mathbf{X}_\gamma, \mathbf{Y}_\gamma) \in \mathbb{R}^{n \times \gamma} \times \mathbb{R}^{m \times \gamma}$ can be biconjugated into $(\mathbf{U}_\gamma, \mathbf{V}_\gamma)$ such that $\mathbf{V}_\gamma^\top \mathbf{A} \mathbf{U}_\gamma = \mathbf{\Omega}_\gamma = \text{diag}(w_1, w_2, \dots, w_\gamma)$ is a nonsingular diagonal matrix. Then it follows that

$$\det(\mathbf{Y}_\gamma^\top \mathbf{A} \mathbf{X}_\gamma) = \prod_{i=1}^{\gamma} w_i.$$

Proof [of Corollary 16.11] By Theorem 16.10, since $(\mathbf{X}_\gamma, \mathbf{Y}_\gamma)$ are biconjugatable, then there exist unit upper triangular matrices $\mathbf{R}_\gamma^{(x)}$ and $\mathbf{R}_\gamma^{(y)}$ such that $\mathbf{Y}_\gamma^\top \mathbf{A} \mathbf{X}_\gamma = \mathbf{R}_\gamma^{(y)\top} \mathbf{\Omega}_\gamma \mathbf{R}_\gamma^{(x)}$. The determinant is simply the product of the diagonal elements. ■

Lemma 16.12: (Biconjugatable in Principal Minors) Let $\mathbf{A} \in \mathbb{R}^{m \times n}$ be any matrix with rank $r \geq \gamma$. In the Wedderburn sequence, we choose \mathbf{x}_i as the i -th standard basis in \mathbb{R}^n for $i \in \{1, 2, \dots, \gamma\}$ (i.e., $\mathbf{x}_i = \mathbf{e}_i \in \mathbb{R}^n$), and \mathbf{y}_i as the i -th standard basis in \mathbb{R}^m for $i \in \{1, 2, \dots, \gamma\}$ (i.e., $\mathbf{y}_i = \mathbf{e}_i \in \mathbb{R}^m$). That is, $\mathbf{Y}_\gamma^\top \mathbf{A} \mathbf{X}_\gamma$ corresponds to the leading principal submatrix of \mathbf{A} , i.e., $\mathbf{Y}_\gamma^\top \mathbf{A} \mathbf{X}_\gamma = \mathbf{A}[1 : \gamma, 1 : \gamma]$. Then, $(\mathbf{X}_\gamma, \mathbf{Y}_\gamma)$ is biconjugatable into $(\mathbf{U}_\gamma, \mathbf{V}_\gamma)$ such that $\mathbf{V}_\gamma^\top \mathbf{A} \mathbf{U}_\gamma = \mathbf{\Omega}_\gamma = \text{diag}(w_1, w_2, \dots, w_\gamma)$ is a nonsingular diagonal matrix if and only if the γ -th leading principal minor of \mathbf{A} is nonzero: $\det(\mathbf{A}[1 : \gamma, 1 : \gamma]) \neq 0$. In this case, the γ -th leading principal minor of \mathbf{A} is given by $\prod_{i=1}^{\gamma} w_i$.

Proof [of Lemma 16.12] The proof is straightforward that the γ -th leading principal minor of \mathbf{A} being nonzero will imply that $w_i \neq 0$ for all $i \leq \gamma$. Thus, the Wedderburn sequence can be successfully obtained. The converse holds because Corollary 16.11 implies that

$\det(\mathbf{Y}_\gamma^\top \mathbf{A} \mathbf{X}_\gamma)$ is nonzero. ■

We have now arrived at the LDU decomposition for square matrices.

Theorem 16.13: (LDU: Biconjugate Decomposition for Square Matrices) For any matrix $\mathbf{A} \in \mathbb{R}^{n \times n}$, the pair $(\mathbf{I}_n, \mathbf{I}_n)$ is biconjugatable if and only if all the leading principal minors of \mathbf{A} are nonzero. In this case, \mathbf{A} can be factored as

$$\mathbf{A} = \mathbf{V}_n^{-\top} \mathbf{\Omega}_n \mathbf{U}_n^{-1} = \mathbf{L} \mathbf{D} \mathbf{U},$$

where $\mathbf{\Omega}_n = \mathbf{D}$ is a diagonal matrix with nonzero values along its diagonal, $\mathbf{V}_n^{-\top} = \mathbf{L}$ is a unit lower triangular matrix, and $\mathbf{U}_n^{-1} = \mathbf{U}$ is a unit upper triangular matrix.

Proof [of Theorem 16.13] As per Lemma 16.12, it is evident that the pair $(\mathbf{I}_n, \mathbf{I}_n)$ is biconjugatable. Based on Corollary 16.9, we have $\mathbf{U}_n \mathbf{R}_n^{(x)} = \mathbf{I}_n$ and $\mathbf{I}_n = \mathbf{V}_n \mathbf{R}_n^{(y)}$. Thus, $\mathbf{R}_n^{(x)} = \mathbf{U}_n^{-1}$ and $\mathbf{R}_n^{(y)} = \mathbf{V}_n^{-1}$ are well defined. This completes the proof. ■

16.3.2 Cholesky Decomposition

For symmetric and positive definite matrices, the leading principal minors are always positive. The proof for this statement can be found in Section 2.3. The following theorem describes the biconjugate decomposition for positive definite matrices.

Theorem 16.14: (Cholesky: Biconjugate Decomposition for PD Matrices) For any symmetric and positive definite matrix $\mathbf{A} \in \mathbb{R}^{n \times n}$, the Cholesky decomposition of \mathbf{A} can be derived from the Wedderburn sequence by setting $(\mathbf{X}_n, \mathbf{Y}_n)$ as the pair $(\mathbf{I}_n, \mathbf{I}_n)$. In this case, \mathbf{A} can be factored as

$$\mathbf{A} = \mathbf{U}_n^{-\top} \mathbf{\Omega}_n \mathbf{U}_n^{-1} = (\mathbf{U}_n^{-\top} \mathbf{\Omega}_n^{1/2})(\mathbf{\Omega}_n^{1/2} \mathbf{U}_n^{-1}) = \mathbf{R}^\top \mathbf{R},$$

where $\mathbf{\Omega}_n$ is a diagonal matrix with positive values along the diagonal, and \mathbf{U}_n^{-1} is a unit upper triangular matrix.

Proof [of Theorem 16.14] Given that the leading principal minors of positive definite matrices are positive, $w_i > 0$ for all $i \in \{1, 2, \dots, n\}$. It follows from the LDU factorization via biconjugation and the symmetry of \mathbf{A} that $\mathbf{A} = \mathbf{U}_n^{-\top} \mathbf{\Omega}_n \mathbf{U}_n^{-1}$. Since w_i 's are positive, $\mathbf{\Omega}_n$ is positive definite and can be factored as $\mathbf{\Omega}_n = \mathbf{\Omega}_n^{1/2} \mathbf{\Omega}_n^{1/2}$. This implies that $\mathbf{\Omega}_n^{1/2} \mathbf{U}_n^{-1}$ is the Cholesky factor. ■

16.3.3 QR Decomposition

Without loss of generality, we assume that $\mathbf{A} \in \mathbb{R}^{n \times n}$ has full rank, which allows for the QR decomposition: $\mathbf{A} = \mathbf{Q} \mathbf{R}$, where $\mathbf{Q} \in \mathbb{R}^{n \times n}$ is orthogonal, and $\mathbf{R} \in \mathbb{R}^{n \times n}$ is upper triangular with full rank and positive diagonal values. We then have the following result.

Theorem 16.15: (QR: Biconjugate Decomposition for Nonsingular Matrices)

For any nonsingular matrix $\mathbf{A} \in \mathbb{R}^{n \times n}$, the QR decomposition of \mathbf{A} can be obtained from the Wedderburn sequence by setting $(\mathbf{X}_n, \mathbf{Y}_n)$ as $(\mathbf{I}_n, \mathbf{A})$. Thus, \mathbf{A} can be factored as

$$\mathbf{A} = \mathbf{Q}\mathbf{R},$$

where $\mathbf{Q} = \mathbf{V}_n \mathbf{\Omega}_n^{-1/2}$ is an orthogonal matrix and $\mathbf{R} = \mathbf{\Omega}_n^{1/2} \mathbf{R}_n^{(x)}$ is an upper triangular matrix, according to the **Form 4** in Theorem 16.10, with $\gamma = n$:

$$\mathbf{Y}_n^\top \mathbf{A} \mathbf{X}_n = \mathbf{R}_n^{(y)\top} \mathbf{V}_n^\top \mathbf{A} \mathbf{U}_n \mathbf{R}_n^{(x)} = \mathbf{R}_n^{(y)\top} \mathbf{\Omega}_n \mathbf{R}_n^{(x)},$$

where we set $\gamma = n$ because γ is any value such that $\gamma \leq r$ and the rank $r = n$.

Proof [of Theorem 16.15] Since $(\mathbf{X}_n, \mathbf{Y}_n) = (\mathbf{I}_n, \mathbf{A})$, applying Theorem 16.10, we have the decomposition

$$\mathbf{Y}_n^\top \mathbf{A} \mathbf{X}_n = \mathbf{R}_n^{(y)\top} \mathbf{V}_n^\top \mathbf{A} \mathbf{U}_n \mathbf{R}_n^{(x)} = \mathbf{R}_n^{(y)\top} \mathbf{\Omega}_n \mathbf{R}_n^{(x)}.$$

Substituting $(\mathbf{X}_n, \mathbf{Y}_n) = (\mathbf{I}_n, \mathbf{A})$ into the decomposition above, we obtain:

$$\begin{aligned} \mathbf{Y}_n^\top \mathbf{A} \mathbf{X}_n &= \mathbf{R}_n^{(y)\top} \mathbf{V}_n^\top \mathbf{A} \mathbf{U}_n \mathbf{R}_n^{(x)} = \mathbf{R}_n^{(y)\top} \mathbf{\Omega}_n \mathbf{R}_n^{(x)}; \\ \mathbf{A}^\top \mathbf{A} &= \mathbf{R}_n^{(y)\top} \mathbf{\Omega}_n \mathbf{R}_n^{(x)}; \\ \mathbf{A}^\top \mathbf{A} &= \mathbf{R}_1^\top \mathbf{\Omega}_n \mathbf{R}_1; \quad (\mathbf{A}^\top \mathbf{A} \text{ is symmetric and let } \mathbf{R}_1 = \mathbf{R}_n^{(x)} = \mathbf{R}_n^{(y)}) \quad (16.18) \\ \mathbf{A}^\top \mathbf{A} &= (\mathbf{R}_1^\top \mathbf{\Omega}_n^{1/2\top})(\mathbf{\Omega}_n^{1/2} \mathbf{R}_1); \\ \mathbf{A}^\top \mathbf{A} &= \mathbf{R}^\top \mathbf{R}. \quad (\text{let } \mathbf{R} = \mathbf{\Omega}_n^{1/2} \mathbf{R}_1) \end{aligned}$$

To see why $\mathbf{\Omega}_n$ can be factored as $\mathbf{\Omega}_n = \mathbf{\Omega}_n^{1/2\top} \mathbf{\Omega}_n^{1/2}$, we consider the following steps. Suppose $\mathbf{A} = [\mathbf{a}_1, \mathbf{a}_2, \dots, \mathbf{a}_n]$ is the column partition of \mathbf{A} . We obtain $w_i = \mathbf{y}_i^\top \mathbf{A} \mathbf{x}_i = \mathbf{a}_i^\top \mathbf{a}_i > 0$ since \mathbf{A} is nonsingular. Therefore, $\mathbf{\Omega}_n = \text{diag}(w_1, w_2, \dots, w_n)$ is positive definite and it can be factored as

$$\mathbf{\Omega}_n = \mathbf{\Omega}_n^{1/2} \mathbf{\Omega}_n^{1/2} = \mathbf{\Omega}_n^{1/2\top} \mathbf{\Omega}_n^{1/2}. \quad (16.19)$$

By $\mathbf{X}_\gamma = \mathbf{U}_\gamma \mathbf{R}_\gamma^{(x)}$ in Theorem 16.10 for all $\gamma \in \{1, 2, \dots, n\}$, we have

$$\begin{aligned} \mathbf{X}_n &= \mathbf{U}_n \mathbf{R}_1; \\ \mathbf{I}_n &= \mathbf{U}_n \mathbf{R}_1; \quad (\text{Since } \mathbf{X}_n = \mathbf{I}_n) \\ \mathbf{U}_n &= \mathbf{R}_1^{-1}. \end{aligned}$$

By $\mathbf{Y}_\gamma = \mathbf{V}_\gamma \mathbf{R}_\gamma^{(y)}$ in Theorem 16.10 for all $\gamma \in \{1, 2, \dots, n\}$, we have

$$\begin{aligned} \mathbf{Y}_n &= \mathbf{V}_n \mathbf{R}_1; \\ \mathbf{A} &= \mathbf{V}_n \mathbf{R}_1; \quad (\mathbf{A} = \mathbf{Y}_n) \\ \mathbf{A}^\top \mathbf{A} &= \mathbf{R}_1^\top \mathbf{V}_n^\top \mathbf{V}_n \mathbf{R}_1; \\ \mathbf{R}_1^\top \mathbf{\Omega}_n \mathbf{R}_1 &= \mathbf{R}_1^\top \mathbf{V}_n^\top \mathbf{V}_n \mathbf{R}_1; \quad (\text{Equation (16.18)}) \\ (\mathbf{R}_1^\top \mathbf{\Omega}_n^{1/2\top})(\mathbf{\Omega}_n^{1/2} \mathbf{R}_1) &= (\mathbf{R}_1^\top \mathbf{\Omega}_n^{1/2\top} \mathbf{\Omega}_n^{-1/2\top}) \mathbf{V}_n^\top \mathbf{V}_n (\mathbf{\Omega}_n^{-1/2} \mathbf{\Omega}_n^{1/2} \mathbf{R}_1); \quad (\text{Equation (16.19)}) \\ \mathbf{R}^\top \mathbf{R} &= \mathbf{R}^\top (\mathbf{\Omega}_n^{-1/2\top} \mathbf{V}_n^\top) (\mathbf{V}_n \mathbf{\Omega}_n^{-1/2}) \mathbf{R}. \end{aligned} \quad (16.20)$$

Thus, $\mathbf{Q} = \mathbf{V}_n \mathbf{\Omega}_n^{-1/2}$ is an orthogonal matrix. \blacksquare

16.3.4 SVD

To explore the SVD of a square matrix $\mathbf{A} \in \mathbb{R}^{n \times n}$ within the biconjugation decomposition, we introduce the following notation: let $\mathbf{A} = \mathbf{U}^{\text{svd}} \boldsymbol{\Sigma}^{\text{svd}} \mathbf{V}^{\text{svd}\top}$ be the SVD of \mathbf{A} , where $\mathbf{U}^{\text{svd}} = [\mathbf{u}_1^{\text{svd}}, \mathbf{u}_2^{\text{svd}}, \dots, \mathbf{u}_n^{\text{svd}}]$ is orthogonal, $\mathbf{V}^{\text{svd}} = [\mathbf{v}_1^{\text{svd}}, \mathbf{v}_2^{\text{svd}}, \dots, \mathbf{v}_n^{\text{svd}}]$ is orthogonal, and $\boldsymbol{\Sigma}^{\text{svd}} = \text{diag}(\sigma_1, \sigma_2, \dots, \sigma_n)$ is diagonal. Without loss of generality, we assume $\mathbf{A} \in \mathbb{R}^{n \times n}$ and $\text{rank}(\mathbf{A}) = n$. Readers can verify the equivalence for a general matrix $\mathbf{A} \in \mathbb{R}^{m \times n}$.

If the pair $(\mathbf{X}_n = \mathbf{V}^{\text{svd}}, \mathbf{Y}_n = \mathbf{U}^{\text{svd}})$ effects a rank-reducing process for \mathbf{A} . From the definitions of \mathbf{u}_k and \mathbf{v}_k in Equation (16.11) or Equation (16.16), we have

$$\mathbf{u}_k = \mathbf{v}_k^{\text{svd}} \quad \text{and} \quad \mathbf{v}_k = \mathbf{u}_k^{\text{svd}} \quad \text{and} \quad w_k = \mathbf{y}_k^\top \mathbf{A} \mathbf{x}_k = \sigma_k.$$

This implies $\mathbf{V}_n = \mathbf{U}^{\text{svd}}$, $\mathbf{U}_n = \mathbf{V}^{\text{svd}}$, and $\boldsymbol{\Omega}_n = \boldsymbol{\Sigma}^{\text{svd}}$, where we set $\gamma = n$ because γ can be any value such that $\gamma \leq r$ and the rank $r = n$.

By $\mathbf{X}_n = \mathbf{U}_n \mathbf{R}_n^{(x)}$ in Theorem 16.10, we have

$$\mathbf{X}_n = \mathbf{U}_n \mathbf{R}_n^{(x)} \quad \Longrightarrow \quad \mathbf{V}^{\text{svd}} = \mathbf{V}^{\text{svd}} \mathbf{R}_n^{(x)} \quad \Longrightarrow \quad \mathbf{I}_n = \mathbf{R}_n^{(x)}.$$

By $\mathbf{Y}_n = \mathbf{V}_n \mathbf{R}_n^{(y)}$ in Theorem 16.10, we have

$$\mathbf{Y}_n = \mathbf{V}_n \mathbf{R}_n^{(y)} \quad \Longrightarrow \quad \mathbf{U}^{\text{svd}} = \mathbf{U}^{\text{svd}} \mathbf{R}_n^{(y)} \quad \Longrightarrow \quad \mathbf{I}_n = \mathbf{R}_n^{(y)}.$$

Applying Theorem 16.10 again and setting $\gamma = n$, we have

$$\mathbf{Y}_n^\top \mathbf{A} \mathbf{X}_n = \mathbf{R}_n^{(y)\top} \mathbf{V}_n^\top \mathbf{A} \mathbf{U}_n \mathbf{R}_n^{(x)} = \mathbf{R}_n^{(y)\top} \boldsymbol{\Omega}_n \mathbf{R}_n^{(x)}.$$

This simplifies to

$$\mathbf{U}^{\text{svd}\top} \mathbf{A} \mathbf{V}^{\text{svd}} = \boldsymbol{\Sigma}^{\text{svd}},$$

which corresponds precisely to the form of a SVD. This demonstrates the equivalence between the SVD and the biconjugate decomposition when the Wedderburn sequence is applied with $(\mathbf{V}^{\text{svd}}, \mathbf{U}^{\text{svd}})$ as $(\mathbf{X}_n, \mathbf{Y}_n)$.

16.4. Proof: General Term Formula of Wedderburn Sequence

In Lemma 16.6, we present the general term formula of the Wedderburn sequence. Given any matrix $\mathbf{A} \in \mathbb{R}^{m \times n}$, the Wedderburn sequence of \mathbf{A} is defined by $\mathbf{A}_{k+1} = \mathbf{A}_k - w_k^{-1} \mathbf{A}_k \mathbf{x}_k \mathbf{y}_k^\top \mathbf{A}_k$ with $\mathbf{A}_1 = \mathbf{A}$. The proof of the general term formula for this sequence is as follows:

Proof [of Lemma 16.6] For \mathbf{A}_2 , let $\mathbf{u}_1 = \mathbf{x}_1$ and $\mathbf{v}_1 = \mathbf{y}_1$. We have:

$$\mathbf{A}_2 = \mathbf{A}_1 - w_1^{-1} \mathbf{A}_1 \mathbf{x}_1 \mathbf{y}_1^\top \mathbf{A}_1 = \mathbf{A} - w_1^{-1} \mathbf{A} \mathbf{u}_1 \mathbf{v}_1^\top \mathbf{A}.$$

For \mathbf{A}_3 , we can write out the equation as:

$$\begin{aligned} \mathbf{A}_3 &= \mathbf{A}_2 - w_2^{-1} \mathbf{A}_2 \mathbf{x}_2 \mathbf{y}_2^\top \mathbf{A}_2 \\ &= (\mathbf{A} - w_1^{-1} \mathbf{A} \mathbf{u}_1 \mathbf{v}_1^\top \mathbf{A}) - w_2^{-1} (\mathbf{A} - w_1^{-1} \mathbf{A} \mathbf{u}_1 \mathbf{v}_1^\top \mathbf{A}) \mathbf{x}_2 \mathbf{y}_2^\top (\mathbf{A} - w_1^{-1} \mathbf{A} \mathbf{u}_1 \mathbf{v}_1^\top \mathbf{A}) && \text{(substitute } \mathbf{A}_2) \\ &= (\mathbf{A} - w_1^{-1} \mathbf{A} \mathbf{u}_1 \mathbf{v}_1^\top \mathbf{A}) - w_2^{-1} \mathbf{A} (\mathbf{x}_2 - w_1^{-1} \mathbf{u}_1 \mathbf{v}_1^\top \mathbf{A} \mathbf{x}_2) (\mathbf{y}_2^\top - w_1^{-1} \mathbf{y}_2^\top \mathbf{A} \mathbf{u}_1 \mathbf{v}_1^\top \mathbf{A}) && \text{(factor out } \mathbf{A}) \\ &= \mathbf{A} - w_1^{-1} \mathbf{A} \mathbf{u}_1 \mathbf{v}_1^\top \mathbf{A} - w_2^{-1} \mathbf{A} \mathbf{u}_2 \mathbf{v}_2^\top \mathbf{A} = \mathbf{A} - \sum_{i=1}^2 w_i^{-1} \mathbf{A} \mathbf{u}_i \mathbf{v}_i^\top \mathbf{A}, \end{aligned}$$

where $\mathbf{u}_2 = \mathbf{x}_2 - w_1^{-1} \mathbf{u}_1 \mathbf{v}_1^\top \mathbf{A} \mathbf{x}_2 = \mathbf{x}_2 - \frac{\mathbf{v}_1^\top \mathbf{A} \mathbf{x}_2}{w_1} \mathbf{u}_1$, and $\mathbf{v}_2 = \mathbf{y}_2 - w_1^{-1} \mathbf{y}_2^\top \mathbf{A} \mathbf{u}_1 \mathbf{v}_1 = \mathbf{y}_2 - \frac{\mathbf{y}_2^\top \mathbf{A} \mathbf{u}_1}{w_1} \mathbf{v}_1$. Similarly, we can find the expression of \mathbf{A}_4 by \mathbf{A} :

$$\begin{aligned} \mathbf{A}_4 &= \mathbf{A}_3 - w_3^{-1} \mathbf{A}_3 \mathbf{x}_3 \mathbf{y}_3^\top \mathbf{A}_3 \\ &= \mathbf{A} - \sum_{i=1}^2 w_i^{-1} \mathbf{A} \mathbf{u}_i \mathbf{v}_i^\top \mathbf{A} - w_3^{-1} \left(\mathbf{A} - \sum_{i=1}^2 w_i^{-1} \mathbf{A} \mathbf{u}_i \mathbf{v}_i^\top \mathbf{A} \right) \mathbf{x}_3 \mathbf{y}_3^\top \left(\mathbf{A} - \sum_{i=1}^2 w_i^{-1} \mathbf{A} \mathbf{u}_i \mathbf{v}_i^\top \mathbf{A} \right) \quad (\text{substitute } \mathbf{A}_3) \\ &= \mathbf{A} - \sum_{i=1}^2 w_i^{-1} \mathbf{A} \mathbf{u}_i \mathbf{v}_i^\top \mathbf{A} - w_3^{-1} \mathbf{A} \left(\mathbf{x}_3 - \sum_{i=1}^2 w_i^{-1} \mathbf{u}_i \mathbf{v}_i^\top \mathbf{A} \mathbf{x}_3 \right) \left(\mathbf{y}_3^\top - \sum_{i=1}^2 w_i^{-1} \mathbf{y}_3^\top \mathbf{A} \mathbf{u}_i \mathbf{v}_i^\top \right) \mathbf{A} \quad (\text{factor out } \mathbf{A}) \\ &= \mathbf{A} - \sum_{i=1}^2 w_i^{-1} \mathbf{A} \mathbf{u}_i \mathbf{v}_i^\top \mathbf{A} - w_3^{-1} \mathbf{A} \mathbf{u}_3 \mathbf{v}_3^\top \mathbf{A} = \mathbf{A} - \sum_{i=1}^3 w_i^{-1} \mathbf{A} \mathbf{u}_i \mathbf{v}_i^\top \mathbf{A}, \end{aligned}$$

where $\mathbf{u}_3 = \mathbf{x}_3 - \sum_{i=1}^2 \frac{\mathbf{v}_i^\top \mathbf{A} \mathbf{x}_3}{w_i} \mathbf{u}_i$, and $\mathbf{v}_3 = \mathbf{y}_3 - \sum_{i=1}^2 \frac{\mathbf{y}_3^\top \mathbf{A} \mathbf{u}_i}{w_i} \mathbf{v}_i$. Continuing this process, we can define

$$\mathbf{u}_k = \mathbf{x}_k - \sum_{i=1}^{k-1} \frac{\mathbf{v}_i^\top \mathbf{A} \mathbf{x}_k}{w_i} \mathbf{u}_i \quad \text{and} \quad \mathbf{v}_k = \mathbf{y}_k - \sum_{i=1}^{k-1} \frac{\mathbf{y}_k^\top \mathbf{A} \mathbf{u}_i}{w_i} \mathbf{v}_i,$$

and the general term of the Wedderburn sequence can be proved by induction. ■

Chapter 16 Problems

1. Following the proof of Theorem 16.1, prove Corollarys 16.2 and 16.3.
2. Discuss the Wedderburn sequence of $(\mathbf{X}_n, \mathbf{Y}_n) = (\mathbf{I}_n, \mathbf{A})$ in Theorem 16.15 if \mathbf{A} is singular.
3. Following Section 16.3.4, verify the equivalence between the SVD and the biconjugate decomposition for a general matrix \mathbf{A} of size $m \times n$.
4. **Rank reduction theorem.** Let $\mathbf{A} \in \mathbb{R}^{m \times n}$, $\mathbf{X} \in \mathbb{R}^{n \times k}$, and $\mathbf{Y} \in \mathbb{R}^{m \times k}$ such that $\mathbf{W} = \mathbf{Y}^\top \mathbf{A} \mathbf{X}$ is nonsingular. Show that

$$\text{rank}(\mathbf{A} - \mathbf{A} \mathbf{X} \mathbf{W}^{-1} \mathbf{Y}^\top \mathbf{A}) = \text{rank}(\mathbf{A}) - \text{rank}(\mathbf{A} \mathbf{X} \mathbf{W}^{-1} \mathbf{Y}^\top \mathbf{A}).$$

When $k = 1$, this is the rank-one reduction (Theorem 16.1). Discuss its connection to Corollary 16.3.

5. Show that if \mathbf{A} is symmetric and $\mathbf{X} = \mathbf{Y}$, then $\mathbf{U} = \mathbf{V}$ in Lemma 16.6.

Bibliography

- Charu C Aggarwal, Lagerstrom-Fife Aggarwal, and Lagerstrom-Fife. *Linear algebra and optimization for machine learning*, volume 156. Springer, 2020. 208
- Shun-ichi Amari and Hiroshi Nagaoka. *Methods of information geometry*, volume 191. American Mathematical Soc., 2000. 232
- İsmail An, Umut Şimşekli, Ali Taylan Cemgil, and Laie Akarun. Large scale polyphonic music transcription using randomized matrix decompositions. In *2012 Proceedings of the 20th European Signal Processing Conference (EUSIPCO)*, pages 2020–2024. IEEE, 2012. 88
- Francis Bach, Rodolphe Jenatton, Julien Mairal, and Guillaume Obozinski. Convex optimization with sparsity-inducing norms. 2011. 216
- Sudipto Banerjee and Anindya Roy. *Linear algebra and matrix analysis for statistics*, volume 181. CRC Press Boca Raton, FL, USA, 2014. 1
- Jonathan Barzilai and Jonathan M Borwein. Two-point step size gradient methods. *IMA journal of numerical analysis*, 8(1):141–148, 1988.
- Amir Beck. *Introduction to nonlinear optimization: Theory, algorithms, and applications with MATLAB*. SIAM, 2014. 186
- Amir Beck. *First-Order Methods in Optimization*, volume 25. SIAM, 2017. 1, 225
- Amir Beck and Marc Teboulle. A fast iterative shrinkage-thresholding algorithm for linear inverse problems. *SIAM journal on imaging sciences*, 2(1):183–202, 2009.
- James Bennett, Stan Lanning, et al. The Netflix prize. In *Proceedings of KDD cup and workshop*, volume 2007, page 35. New York, NY, USA., 2007. 182
- Dennis S. Bernstein. *Matrix mathematics: Theory, facts, and formulas*. 2008. 123
- Dennis S Bernstein. *Matrix mathematics: theory, facts, and formulas*. Princeton university press, 2009. 84

- Michael W Berry, Murray Browne, Amy N Langville, V Paul Pauca, and Robert J Plemmons. Algorithms and applications for approximate nonnegative matrix factorization. *Computational statistics & data analysis*, 52(1):155–173, 2007. 211
- Christopher M Bishop. Pattern recognition. *Machine learning*, 128(9), 2006. 1, 170
- Jonathan Borwein and Adrian Lewis. *Convex Analysis*. Springer, 2006. 154, 155
- Christos Boutsidis and Efstratios Gallopoulos. SVD based initialization: A head start for nonnegative matrix factorization. *Pattern recognition*, 41(4):1350–1362, 2008. 228
- Stephen Boyd and Lieven Vandenberghe. *Introduction to applied linear algebra: vectors, matrices, and least squares*. Cambridge University Press, 2018. 1
- Stephen Boyd, Stephen P Boyd, and Lieven Vandenberghe. *Convex optimization*. Cambridge University Press, 2004. 170, 190
- Thomas Brouwer, Jes Frelsen, and Pietro Lió. Comparative study of inference methods for Bayesian nonnegative matrix factorisation. In *Joint European Conference on Machine Learning and Knowledge Discovery in Databases*, pages 513–529. Springer, 2017. 212, 222
- Jean-Philippe Brunet, Pablo Tamayo, Todd R Golub, and Jill P Mesirov. Metagenes and molecular pattern discovery using matrix factorization. *Proceedings of the national academy of sciences*, 101(12):4164–4169, 2004. 211
- Zvonimir Bujanovic, Lars Karlsson, and Daniel Kressner. A householder-based algorithm for hessenberg-triangular reduction. *SIAM Journal on Matrix Analysis and Applications*, 39(3):1270–1294, 2018. 114
- James R Bunch and Linda Kaufman. Some stable methods for calculating inertia and solving symmetric linear systems. *Mathematics of computation*, pages 163–179, 1977. 37
- Deng Cai, Xiaofei He, Jiawei Han, and Thomas S Huang. Graph regularized nonnegative matrix factorization for data representation. *IEEE transactions on pattern analysis and machine intelligence*, 33(8):1548–1560, 2010.
- Tony F Chan. An improved algorithm for computing the singular value decomposition. *ACM Transactions on Mathematical Software (TOMS)*, 8(1):72–83, 1982. 120
- Tony F Chan. Rank revealing QR factorizations. *Linear algebra and its applications*, 88:67–82, 1987. 54, 55
- Eric C Chi and Tamara G Kolda. On tensors, sparsity, and nonnegative factorizations. *SIAM Journal on Matrix Analysis and Applications*, 33(4):1272–1299, 2012. 218
- Ronald Christensen. *Linear models for multivariate, time series, and spatial data*, volume 1. Springer, 1991. 178
- Moody T Chu, Robert E Funderlic, and Gene H Golub. A rank-one reduction formula and its applications to matrix factorizations. *SIAM review*, 37(4):512–530, 1995. 234, 241
- Martino Ciaperoni, Aristides Gionis, and Heikki Mannila. The Hadamard decomposition problem. *Data Mining and Knowledge Discovery*, pages 1–42, 2024. 201

- Randall E Cline and Robert E Funderlic. The rank of a difference of matrices and associated generalized inverses. *Linear Algebra and its Applications*, 24:185–215, 1979. [235](#)
- Joel E Cohen and Uriel G Rothblum. Nonnegative ranks, decompositions, and factorizations of nonnegative matrices. *Linear Algebra and its Applications*, 190:149–168, 1993. [210](#)
- Pierre Comon, Xavier Luciani, and André LF De Almeida. Tensor decompositions, alternating least squares and other tales. *Journal of Chemometrics: A Journal of the Chemometrics Society*, 23(7-8):393–405, 2009. [185](#)
- Robyn M Dawes and Bernard Corrigan. Linear models in decision making. *Psychological bulletin*, 81(2):95, 1974. [178](#)
- Froilán M Dopico, Charles R Johnson, and Juan M Molera. Multiple LU factorizations of a singular matrix. *Linear algebra and its applications*, 419(1):24–36, 2006. [15](#)
- Jean-Guillaume Dumas and Clément Pernet. Symmetric indefinite triangular factorization revealing the rank profile matrix. In *Proceedings of the 2018 ACM International Symposium on Symbolic and Algebraic Computation*, pages 151–158, 2018. [38](#)
- Eugen Egerváry. On rank-diminishing operations and their applications to the solution of linear equations. *Zeitschrift für angewandte Mathematik und Physik ZAMP*, 11:376–386, 1960. [234](#), [235](#)
- Ky Fan. On a theorem of weyl concerning eigenvalues of linear transformations i. *Proceedings of the National Academy of Sciences*, 35(11):652–655, 1949. [154](#)
- Cédric Févotte and Jérôme Idier. Algorithms for nonnegative matrix factorization with the β -divergence. *Neural computation*, 23(9):2421–2456, 2011. [224](#), [227](#), [228](#)
- Cédric Févotte, Nancy Bertin, and Jean-Louis Durrieu. Nonnegative matrix factorization with the Itakura-Saito divergence: With application to music analysis. *Neural computation*, 21(3):793–830, 2009. [228](#)
- Ricardo D Fierro and Per Christian Hansen. Low-rank revealing UTV decompositions. *Numerical Algorithms*, 15(1):37–55, 1997. [73](#)
- Derry FitzGerald, Matt Cranitch, and Eugene Coyle. On the use of the beta divergence for musical source separation. 2009. [228](#)
- Leslie V Foster. Solving rank-deficient and ill-posed problems using UTV and QR factorizations. *SIAM journal on matrix analysis and applications*, 25(2):582–600, 2003. [168](#)
- John Fox. *Applied regression analysis, linear models, and related methods*. Sage Publications, Inc, 1997. [178](#)
- Shmuel Friedland and Anatoli Torokhti. Generalized rank-constrained matrix approximations. *SIAM Journal on Matrix Analysis and Applications*, 29(2):656–659, 2007. [208](#)
- Jean Gallier and Jocelyn Quaintance. *Linear algebra for computer vision, robotics, and machine learning*, 2019. [1](#), [82](#)
- Yuan Gao and George Church. Improving molecular cancer class discovery through sparse non-negative matrix factorization. *Bioinformatics*, 21(21):3970–3975, 2005. [211](#)

- James E Gentle. *Numerical linear algebra for applications in statistics*. Springer Science & Business Media, 1998. 1
- James E Gentle. Matrix algebra. *Springer texts in statistics*, Springer, New York, NY, doi, 10:978-0, 2007. 1
- Paris V Giampouras, Athanasios A Rontogiannis, and Konstantinos D Koutroumbas. Alternating iteratively reweighted least squares minimization for low-rank matrix factorization. *IEEE Transactions on Signal Processing*, 67(2):490–503, 2018. 185
- George T Gilbert. Positive definite matrices and Sylvester’s criterion. *The American Mathematical Monthly*, 98(1):44–46, 1991. 31
- Philip E Gill, Walter Murray, and Margaret H Wright. *Numerical linear algebra and optimization*. SIAM, 2021. 1
- Nicolas Gillis. The why and how of nonnegative matrix factorization. *Connections*, 12:2–2, 2014. 211, 212, 228, 231
- Nicolas Gillis. *Nonnegative matrix factorization*. SIAM, 2020. 188, 211, 212, 222, 227, 228
- Nicolas Gillis and François Glineur. Accelerated multiplicative updates and hierarchical als algorithms for nonnegative matrix factorization. *Neural computation*, 24(4):1085–1105, 2012. 215, 218
- Israel Gohberg and Seymour Goldberg. A simple proof of the jordan decomposition theorem for matrices. *The American Mathematical Monthly*, 103(2):157–159, 1996. 129
- Donald Goldfarb. Factorized variable metric methods for unconstrained optimization. *Mathematics of Computation*, 30(136):796–811, 1976. 40
- Gene Golub and William Kahan. Calculating the singular values and pseudo-inverse of a matrix. *Journal of the Society for Industrial and Applied Mathematics, Series B: Numerical Analysis*, 2(2):205–224, 1965. 119
- Gene H Golub and Charles F Van Loan. *Matrix computations*, volume 3. JHU Press, 2013. 1, 73, 110, 114, 117, 168
- Ian Goodfellow, Yoshua Bengio, and Aaron Courville. *Deep learning*. MIT press, 2016. 1
- Sergei A Goreinov, Nikolai Leonidovich Zamarashkin, and Evgenii Evgen’evich Tyrtyshnikov. Pseudo-skeleton approximations by matrices of maximal volume. *Mathematical Notes*, 62(4):515–519, 1997. 92
- David Gross. Recovering low-rank matrices from few coefficients in any basis. *IEEE Transactions on Information Theory*, 57(3):1548–1566, 2011. 189
- AW Hales and IBS Passi. Jordan decomposition. In *Algebra*, pages 75–87. Springer, 1999. 129
- Moritz Hardt, Raghu Meka, Prasad Raghavendra, and Benjamin Weitz. Computational limits for matrix completion. In *Conference on Learning Theory*, pages 703–725. PMLR, 2014. 183

- F Maxwell Harper and Joseph A Konstan. The movielens datasets: History and context. *Acm transactions on interactive intelligent systems (tiis)*, 5(4):1–19, 2015. 204
- Trevor Hastie, Robert Tibshirani, and Martin Wainwright. Statistical learning with sparsity. *Monographs on statistics and applied probability*, 143(143):8, 2015. 189
- Xiangnan He, Lizi Liao, Hanwang Zhang, Liqiang Nie, Xia Hu, and Tat-Seng Chua. Neural collaborative filtering. In *Proceedings of the 26th international conference on world wide web*, pages 173–182, 2017. 206
- Nicholas J Higham. *Accuracy and stability of numerical algorithms*. SIAM, 2002. 1, 25, 115
- Nicholas J Higham. Cholesky factorization. *Wiley Interdisciplinary Reviews: Computational Statistics*, 1(2):251–254, 2009. 37
- Harold Hotelling. Analysis of a complex of statistical variables into principal components. *Journal of educational psychology*, 24(6):417, 1933. 170
- Alston S Householder. *The theory of matrices in numerical analysis*. Blaisdell, 1964. 234
- Patrik O Hoyer. Non-negative matrix factorization with sparseness constraints. *Journal of machine learning research*, 5(9), 2004.
- Kejun Huang, Nicholas D Sidiropoulos, and Athanasios P Liavas. A flexible and efficient algorithmic framework for constrained matrix and tensor factorization. *IEEE Transactions on Signal Processing*, 64(19):5052–5065, 2016. 217
- Tsung-Min Hwang, Wen-Wei Lin, and Eugene K Yang. Rank revealing LU factorizations. *Linear algebra and its applications*, 175:115–141, 1992. 25
- Marian-Daniel Iordache, José M Bioucas-Dias, and Antonio Plaza. Total variation spatial regularization for sparse hyperspectral unmixing. *IEEE Transactions on Geoscience and Remote Sensing*, 50(11):4484–4502, 2012.
- Fumitada Itakura and S. Sait. Analysis synthesis telephony based on the maximum likelihood method. *Reports of the 6-th Int. Cong. Acoust., 1968*, 1968.
- Prateek Jain, Purushottam Kar, et al. Non-convex optimization for machine learning. *Foundations and Trends® in Machine Learning*, 10(3-4):142–336, 2017. 190, 191, 231
- Camille Jordan. *Traité des substitutions et des équations algébriques*. Gauthier-Villars, 1870. 127
- Bo Kagström, Daniel Kressner, Enrique S Quintana-Ort₁, and Gregorio Quintana-Ort₁. Blocked algorithms for the reduction to hessenberg-triangular form revisited lapack working note 198. 2008. 114
- Jingu Kim and Haesun Park. Fast nonnegative matrix factorization: An active-set-like method and comparisons. *SIAM Journal on Scientific Computing*, 33(6):3261–3281, 2011. 213
- N Kishore Kumar and Jan Schneider. Literature survey on low rank approximation of matrices. *Linear and Multilinear Algebra*, 65(11):2212–2244, 2017. 89, 92, 172

- Martin Koeber and Uwe Schäfer. The unique square root of a positive semidefinite matrix. *International Journal of Mathematical Education in Science and Technology*, 37(8):990–992, 2006. 154
- PW Lane. Generalized linear models in soil science. *European Journal of Soil Science*, 53(2):241–251, 2002. 178
- Charles L Lawson and Richard J Hanson. *Solving least squares problems*. SIAM, 1995. 120, 213
- Daniel D Lee and H Sebastian Seung. Learning the parts of objects by non-negative matrix factorization. *nature*, 401(6755):788–791, 1999. 231
- Daniel D Lee and Hyunjune Sebastian Seung. Algorithms for non-negative matrix factorization. In *14th Annual Neural Information Processing Systems Conference, NIPS 2000*. Neural information processing systems foundation, 2001. 210, 211, 217
- Hyekyoung Lee and Seungjin Choi. CUR+NMF for learning spectral features from large data matrix. In *2008 IEEE International Joint Conference on Neural Networks (IEEE World Congress on Computational Intelligence)*, pages 1592–1597. IEEE, 2008. 88
- Hyekyoung Lee, Jiho Yoo, and Seungjin Choi. Semi-supervised nonnegative matrix factorization. *IEEE Signal Processing Letters*, 17(1):4–7, 2009.
- Dawen Liang, Rahul G Krishnan, Matthew D Hoffman, and Tony Jebara. Variational autoencoders for collaborative filtering. In *Proceedings of the 2018 world wide web conference*, pages 689–698, 2018. 206
- Patricio López-Serrano, Christian Dittmar, Yigitcan Özer, and Meinard Müller. Nmf toolbox: Music processing applications of nonnegative matrix factorization. In *Proceedings of the International Conference on Digital Audio Effects DAFX*, volume 19, pages 2–6, 2019. 230
- Jun Lu. Machine learning modeling for time series problem: Predicting flight ticket prices. *arXiv preprint arXiv:1705.07205*, 2017. 178
- Jun Lu. A survey on Bayesian inference for Gaussian mixture model. *arXiv preprint arXiv:2108.11753*, 2021a. 40
- Jun Lu. On the column and row ranks of a matrix. *arXiv preprint arXiv:2112.06638*, 2021b. 74
- Jun Lu. Numerical matrix decomposition. *arXiv preprint arXiv:2107.02579*, 2021c. 1, 22, 40, 49, 54, 62, 84, 110, 117, 120, 121, 129, 141, 145, 151, 170, 173, 184, 185, 188, 189
- Jun Lu. Revisit the fundamental theorem of linear algebra. *arXiv preprint arXiv:2108.04432*, 2021d.
- Jun Lu. A rigorous introduction to linear models. *arXiv preprint arXiv:2105.04240*, *Eliva Press*, 2021e. 66, 67, 145, 151, 169, 178
- Jun Lu. Bayesian low-rank interpolative decomposition for complex datasets. *arXiv preprint arXiv:2205.14825*, *Studies in Engineering and Technology*, 9(1):1–12, 2022a. 97, 98

- Jun Lu. Comparative study of inference methods for interpolative decomposition. *arXiv preprint arXiv:2206.14542*, 2022b. 97, 98
- Jun Lu. Gradient descent, stochastic optimization, and other tales. *arXiv preprint arXiv:2205.00832*, *Eliva Press*, 2022c. 192, 198
- Jun Lu. Bayesian matrix decomposition and applications. *arXiv preprint arXiv:2302.11337*, 2023. 212, 222
- Jun Lu and Xuanyu Ye. Flexible and hierarchical prior for Bayesian nonnegative matrix factorization. *arXiv preprint arXiv:2205.11025*, 2022. 212
- Michael W Mahoney and Petros Drineas. CUR matrix decompositions for improved data analysis. *Proceedings of the National Academy of Sciences*, 106(3):697–702, 2009. 88
- Per-Gunnar Martinsson. Randomized methods for matrix computations. *The Mathematics of Data*, 25(4):187–231, 2019. 97, 172
- Roy Mathias and L Hogben. Singular values and singular value inequalities, 2014. 123
- Rahul Mazumder, Trevor Hastie, and Robert Tibshirani. Spectral regularization algorithms for learning large incomplete matrices. *The Journal of Machine Learning Research*, 11: 2287–2322, 2010. 209
- Jose Menchero, D Orr, and Jun Wang. The Barra US equity model (USE4), methodology notes. *English, MSCI (May)*, 2011. 178
- L Miranian and Ming Gu. Strong rank revealing LU factorizations. *Linear algebra and its applications*, 367:1–16, 2003. 15
- Cleve B Moler and Gilbert W Stewart. An algorithm for generalized matrix eigenvalue problems. *SIAM Journal on Numerical Analysis*, 10(2):241–256, 1973. 111
- Raphael A Mrode. *Linear models for the prediction of animal breeding values*. Cabi, 2014. 178
- Meinard Müller. *Fundamentals of music processing: Audio, analysis, algorithms, applications*, volume 5. Springer, 2015. 229, 230
- Yu Nesterov. Smooth minimization of non-smooth functions. *Mathematical programming*, 103:127–152, 2005.
- Silvia Noschese, Lionello Pasquini, and Lothar Reichel. Tridiagonal toeplitz matrices: properties and novel applications. *Numerical linear algebra with applications*, 20(2):302–326, 2013. 115
- Pentti Paatero and Unto Tapper. Positive matrix factorization: A non-negative factor model with optimal utilization of error estimates of data values. *Environmetrics*, 5(2): 111–126, 1994. 210
- C-T Pan. On the existence and computation of rank-revealing LU factorizations. *Linear Algebra and its Applications*, 316(1-3):199–222, 2000. 15
- Karl Pearson. Liii. on lines and planes of closest fit to systems of points in space. *The London, Edinburgh, and Dublin philosophical magazine and journal of science*, 2(11): 559–572, 1901. 170

- Alfio Quarteroni, Riccardo Sacco, and Fausto Saleri. *Numerical mathematics*, volume 37. Springer Science & Business Media, 2010. 1
- Jasson DM Rennie and Nathan Srebro. Fast maximum margin matrix factorization for collaborative prediction. In *Proceedings of the 22nd international conference on Machine learning*, pages 713–719, 2005. 209
- Lawrence R Schaeffer. Application of random regression models in animal breeding. *Livestock Production Science*, 86(1-3):35–45, 2004. 178
- Wil HA Schilders. Solution of indefinite linear systems using an LQ decomposition for the linear constraints. *Linear algebra and its applications*, 431(3-4):381–395, 2009. 63
- Matthias Seeger. Low rank updates for the Cholesky decomposition. Technical report, 2004. 38, 40
- Fariar Shahnaz, Michael W Berry, V Paul Pauca, and Robert J Plemmons. Document clustering using nonnegative matrix factorization. *Information Processing & Management*, 42(2):373–386, 2006. 211, 231
- Jonathon Shlens. A tutorial on principal component analysis. *arXiv preprint arXiv:1404.1100*, 2014. 170
- Gilbert W Stewart. Conjugate direction methods for solving systems of linear equations. *Numerische Mathematik*, 21(4):285–297, 1973. 234
- GW Stewart. The decompositional approach to matrix computation. *Computing in Science & Engineering*, 2(1):50–59, 2000. 1
- Gilbert Strang. *Introduction to linear algebra*. Wellesley-Cambridge Press Wellesley, 4th edition, 2009. 1, 32, 129
- Gilbert Strang. *Linear algebra and learning from data*. Wellesley-Cambridge Press Cambridge, 2019. 1, 178
- Gilbert Strang. *Linear algebra for everyone*. Wellesley-Cambridge Press Wellesley, 2021. 1, 78, 82, 178
- Gilbert Strang and Daniel Drucker. Three matrix factorizations from the steps of elimination. 2021. iv, 78
- Gilbert Strang and Cleve Moler. LU and CR elimination. *SIAM Review*, 64(1):181–190, 2022. 78
- Kuduvally Swamy. On Sylvester’s criterion for positive-semidefinite matrices. *IEEE Transactions on Automatic Control*, 18(3):306–306, 1973. 31
- Gábor Takács and Domonkos Tikk. Alternating least squares for personalized ranking. In *Proceedings of the sixth ACM conference on Recommender systems*, pages 83–90, 2012. 185
- Saul A Teukolsky, Brian P Flannery, WH Press, and W Vetterling. Numerical recipes in c. *SMR*, 693(1):59–70, 1992. 131

- Andrei N Tikhonov. Solution of incorrectly formulated problems and the regularization method. *Sov Dok*, 4:1035–1038, 1963. 181
- Lloyd N Trefethen and David Bau III. *Numerical linear algebra*, volume 50. SIAM, 1997. 1, 105, 121, 178
- Robert van de Geijn and Margaret Myers. Advanced linear algebra: Foundations to frontiers. *Creative Commons NonCommercial (CC BY-NC)*, 2020. 1, 129
- Field G Van Zee, Robert A Van De Geijn, Gregorio Quintana-Ortí, and G Joseph Elizondo. Families of algorithms for reducing a matrix to condensed form. *ACM Transactions on Mathematical Software (TOMS)*, 39(1):1–32, 2012. 105
- Field G Van Zee, Robert A Van de Geijn, and Gregorio Quintana-Ortí. Restructuring the tridiagonal and bidiagonal QR algorithms for performance. *ACM Transactions on Mathematical Software (TOMS)*, 40(3):1–34, 2014. 105
- Stephen A Vavasis. On the complexity of nonnegative matrix factorization. *SIAM journal on optimization*, 20(3):1364–1377, 2010. 212
- Ming Yang. Matrix decomposition. *Northwestern University, Class Notes*, 2000.
- Zhirong Yang and Erkki Oja. Linear and nonlinear projective nonnegative matrix factorization. *IEEE Transactions on Neural Networks*, 21(5):734–749, 2010. 207
- Zhijian Yuan and Erkki Oja. Projective nonnegative matrix factorization for image compression and feature extraction. In *Image Analysis: 14th Scandinavian Conference, SCIA 2005, Joensuu, Finland, June 19-22, 2005. Proceedings 14*, pages 333–342. Springer, 2005. 207
- Xian-Da Zhang. *Matrix analysis and applications*. Cambridge University Press, 2017. 111, 130
- X Zhu and W Lin. Randomised pseudo-skeleton approximation and its application in electromagnetics. *Electronics letters*, 47(10):590–592, 2011. 92

Alphabetical Index

- L*-strongly smoothness, 231
- ℓ_1 norm, 197
- ℓ_2 regularization, 180

- Adjugate, 9
- Algebraic multiplicity, 142
- ALS, 185
- Alternating update, 217
- ANLS, *see* Nonnegative least squares

- Backward substitution, 15
- Basis, 4
- Bayesian inference, 212
- Bayesian matrix decomposition, 212
- Bayesian optimization, 212
- Bidiagonal matrix, 116

- Cancellation, 51
- Cauchy expansion, 9
- CGS, 47
- Characteristic polynomial, 142
- Classical Gram-Schmidt process, 47
- Column pivoting, 53, 54
- Column space, 4
- Column-pivoted QR (CPQR), 52
- Complete pivoting, 24
- Contion number, 180
- Contour plot, 195
- Convex function, 195
- Convex functions, 179
- Convexity, 185
- Coordinate descent algorithm, 185
- Coordinate transformation, 163
- CPQR, 53

- Cramer's rule, 95, 100
- Cross-validation, 183, 189

- Data least squares, 181
- Data storage, 99
- Decomposition: ALS, 182
- Decomposition: Biconjugate, 235
- Decomposition: Bidiagonal, 116
- Decomposition: Cholesky, 28
- Decomposition: Complex Shur, 135
- Decomposition: CR, 78
- Decomposition: EVD, 126
- Decomposition: Hessenberg, 105
- Decomposition: ID, 94
- Decomposition: LU, 14
- Decomposition: NMF, 210
- Decomposition: QR, 44
- Decomposition: Schur, 132
- Decomposition: Skeleton, 88
- Decomposition: Smith, 84
- Decomposition: Spectral, 136
- Decomposition: SVD, 156
- Decomposition: Tridiagonal, 112
- Decomposition: UTV, 72
- Determinant, 8, 132
- Dimension, 4

- Eckart-Young-Misky theorem, 172
- Eigenvalue, 3
- Eigenvalue decomposition, 126
- Eigenvector, 3
- Elementary transformation, 15
- EVD, 126

- Fan's inequality, 154
 Fermat's theorem, 179, 208
 Fibonacci number, 129
 First-order optimality condition, 208
 Frobenius norm, 173
 Fundamental spaces, 6, 64
 Fundamental theorem, 49, 84
 Fundamental theorem of linear algebra, 6

 Gaussian elimination, 15
 General formula of a sequence, 129
 Geometric multiplicity, 142
 Geometrical interpretation, 163, 195
 Givens rotation, 58
 Global minimum, 185
 Golub-Kahan process, 121
 Gradient descent, 192, 193
 Gram-Schmidt, 237, 238
 Greedy search, 193

 Hadamard product, 190
 Hardy-Littlewood-Pólya inequality, 154
 Hessenbert matrix, 105
 Hidden features, 191
 Hierarchical ANLS, 213
 Householder reflector, 55
 Householder transformation, 55

 Idempotency, 150
 Idempotent, 150
 Implicit hierarchy, 228
 Implicit Q theorem, 109, 113
 Independence check, 51
 Induction, 34
 Inner product, 191
 Inverse of a matrix, 22

 Jordan block, 128

 Kernel, 4
 Krylov matrix, 110
 Kullback-Leibler divergence, 217

 Leading principal minors, 14, 241
 Least squares, 167, 168, 178
 Level curves, 194
 Level surfaces, 194
 LHC bidiagonalization, 120
 LHC process, 121
 Linear approximation, 193

 Linear models, 178
 Linear update, 193
 Linearly independent, 4
 Low-rank approximation, 172
 LU decomposition, 192

 Machine precision, 220
 Matlab-style notation, 3
 Matrix bandwidth, 20
 Matrix inverse, 192
 Matrix multiplication, 163
 Matrix polynomial, 129
 Matrix rank, 5
 MGS, 47
 Mirsky's theorem, 155
 Missing entries, 190
 Modified Gram-Schmidt process, 47
 Multiplicative update, 217
 Multiplicity, 142

 Netflix, 182
 Netflix recommender, 190
 NMF, 210
 NNLS, *see* Nonnegative least squares
 Non-pivot columns, 81
 Nonnegative least squares, 212
 Nonnegativity constraint, 210
 Nonsingular matrix, 10
 Null space, 4
 Nullspace, 4
 Numerical stability, 47

 Orthogonal, 47
 Orthogonal complement, 5
 Orthogonal equivalence, 161
 Orthogonal equivalent matrices, 161
 Orthogonal matrix, 8, 47
 Orthogonal rojection, 48
 Orthonormal, 47
 Orthonormal basis, 64
 Overfitting, 195, 212

 Partial pivoting, 22
 Permutaiton matrix, 8
 Pivot, 17, 32
 Pivot columns, 81
 Pivoting, 24
 Positive definite, 29, 31, 151
 Positive semidefinite, 29, 36, 151
 Principal component analysis, 169

- Projection gradient descent, 195
Projection matrix, 150
Pseudo-inverse, 169
- Range, 4
Rank, 5
Rank-deficient, 167
Rank-one reduction, 234
Rank-one update, 38, 65
Rank-revealing, 25, 37, 54, 152
Rank-revealing LU, 25
Rank-revealing QR, 55
Rank-two update, 40
Recursive algorithm, 30
Reduced row echelon form, 81
Regression analysis, 178
Regularization, 188, 195, 220
Revealing rank r deficiency, 55
Revealing rank-one deficiency, 54
Rook pivoting, 24
Row equivalent, 25
Row space, 63
Row-pivoted, 63
RPLQ, 63
- Saddle point, 180
Schur complement, 29
Semidefinite rank-revealing, 37, 152
- Similar matrices, 106, 142
Similarity transformation, 106
Singular matrix, 10
Skeleton, 88
Skew-symmetric matrix, 147
Smith decomposition, 84
Span, 4
Sparsity, 197, 210
Spectral radius, 3
Spectrum, 3
Stochastic coordinate descent, 197
Stochastic gradient descent, 192, 197
Subspace, 4
Sylvester's criterion, 31
- Tikhonov regularization, 180
Toeplitz matrix, 114
Total least squares, 181
Trace, 84, 106
Tridiagonal matrix, 112
Truncated, 171
Truncated SVD, 171
Two-block coordinate descent, 183
- Uniqueness, 35, 62
Upper triangular, 33
Wedderburn sequence, 236

