

DISSERTATIONES ASTRONOMIAE UNIVERSITATIS TARTUENSIS

arXiv:2201.04136v2 [astro-ph.GA] 21 Feb 2022

**Grigori Kuzmin**

Etudes on the Dynamics of Stellar Systems



1632

UNIVERSITY OF TARTU  
Press

This study was carried out at the Institute of Physics and Astronomy, Estonian Academy of Sciences.

The Dissertation was admitted in partial fulfilment of the requirements for the degree of Doctor of Science in physics and mathematics, and allowed for defence by the Council of the Institute of Physics and Astronomy,

Opponents: Prof. K. F. Ogorodnikov  
Leningrad University  
Russia

Prof. T. A. Agekian  
Leningrad University  
Russia

Prof. G. M. Idlis  
Alma-Ata University  
Kazakstan

Leading institute: Sternberg Astronomical Institute, Moscow State University

Defence: March 6, 1970, University of Tartu, Estonia

Original in Russian – I Volume: Chapters 1 – 10  
II Volume: Chapters 11 – 24

ISBN 978-9949-03-839-8

Copyright: Tartu Observatory, 2022

University of Tartu Press 2022  
[www.tyk.ee](http://www.tyk.ee)

# Contents

<b>Preface to the English edition</b>	<b>ix</b>
<b>Preface</b>	<b>xv</b>
<b>I. Gravitational potential and mass distribution of the Galaxy. The third integral of stellar motions</b>	<b>1</b>
<b>1. Dynamical density of the Galaxy</b>	<b>3</b>
1.1. Introduction . . . . .	3
1.2. Statistical processing and results . . . . .	5
1.3. Spatial distribution of A and gK stars perpendicular to the galactic plane . . . . .	6
1.4. Dynamical density of the Galaxy. Conclusions on the structure of the Galaxy . . . . .	9
1.5. Appendix added in 1969 . . . . .	11
<b>2. On the mass distribution of the Galaxy</b>	<b>13</b>
2.1. . . . . .	13
2.2. . . . . .	16
2.3. . . . . .	18
2.4. . . . . .	23
<b>3. The third integral of stellar motions</b>	<b>27</b>
3.1. A. Detailing of Jeans equations . . . . .	42
3.2. B. Schwarzschild velocity distribution and the circular velocity law . . . . .	43
<b>4. The third integral and the dynamics of stationary Galaxy</b>	<b>45</b>
4.1. . . . . .	46
4.2. . . . . .	48
4.3. . . . . .	50
4.4. . . . . .	52
4.5. . . . . .	54
4.6. . . . . .	57
4.7. . . . . .	60
4.8. . . . . .	62
4.9. . . . . .	65
4.10. A. Even and odd parts of the quadratic integral . . . . .	67

4.11. B. The third quadratic integral as a quasi-integral . . . . .	68
4.12. C. Quadratic integrals by Clark . . . . .	69
<b>5. The dynamical parameter <math>C</math> and the matter density</b>	<b>71</b>
5.1. Method for determining $C$ . . . . .	71
5.2. Studies by Oort, Parenago, Safronov and author on $C$ and $\rho$ . . . . .	75
5.3. Possible systematic errors in determination of $\sigma_z$ by Oort and the author	79
5.4. Probable values of $C$ , $\rho$ and $\epsilon$ . . . . .	80
<b>6. The model of the steady galaxy with triaxial distribution of velocities</b>	<b>83</b>
6.1. Single-valued integrals of motion and the velocity distribution . . . . .	83
6.2. Expressions for the potential and the density . . . . .	86
6.3. Expressions for the density in case of very flattened stellar systems . . . . .	88
6.4. Expressions for the potential of highly flattened stellar system . . . . .	91
6.5. Concrete models of the Galaxy . . . . .	95
6.6. Velocity $z$ -component dispersion and distribution . . . . .	98
6.7. Generalisation of Lindblad's and Bottlinger's diagrams. Galactic stellar orbits . . . . .	101
6.7.1. Generalisation of Lindblad's diagram . . . . .	101
6.7.2. Elements of stellar orbits and generalisation of Bottlinger's diagram . . . . .	102
6.7.3. Calculation of orbital elements . . . . .	103
6.8. Conclusion . . . . .	104
6.9. A. The mass distribution models . . . . .	104
6.10. B. On the triaxial generalisation of the Lindblad diagram . . . . .	108
6.11. C. Basic frequencies and periods for the motion of a star . . . . .	109
6.12. D. Superposition of flat and lens-like models . . . . .	111
<b>7. Some problems concerning the dynamics of the Galaxy</b>	<b>113</b>
7.1. The theory of the third integral of the motion of stars . . . . .	113
7.2. Models of the Galaxy resulting from the theory of the third integral . . . . .	114
7.3. Spheroidal models of the Galaxy . . . . .	116
7.4. Idlis model of a stellar system . . . . .	117
7.5. Generalised spheroidal model . . . . .	119
7.6. The mass distribution of the Galaxy . . . . .	120
7.7. Application of Idlis model . . . . .	123
7.8. A. Comparison of the Galactic potential in the symmetry plane with theoretical laws . . . . .	124
7.9. B. The density law . . . . .	125
<b>8. On the theory of the third integral of stellar motion</b>	<b>127</b>
8.1. A. The expansion for the integral of motion $F$ . . . . .	130

8.2. B. Poincaré's theorem . . . . .	135
8.3. C. On the periodic orbits . . . . .	138
<b>9. The integral equations for mass distribution</b>	<b>139</b>
<b>10. Solution of integral equations for mass distribution</b>	<b>145</b>
10.1. The integral equation for the mass function and its solutions . . . . .	145
10.2. Decomposition of the solution for the flattened mass function . . . . .	148
10.3. Resolvents of the integral equation for the mass function . . . . .	153
10.4. Calculation of the resolvent; approximate formulas . . . . .	158
<b>II. Spatio-kinematical structure of self-gravitating stationary stellar systems and some general problems of dynamics of stellar systems</b>	<b>163</b>
<b>11. Models of stationary stellar systems with axial symmetry</b>	<b>165</b>
11.1. Models of stationary self-gravitating stellar systems with axial symmetry . . . . .	165
11.2. A. The series for the density and the phase density . . . . .	170
11.3. B. Expression for the density . . . . .	172
11.4. C. The total phase density . . . . .	174
11.5. D. Projections of the phase density. Velocity dispersion . . . . .	174
11.6. E. Spherical model . . . . .	175
11.7. F. The model by Lynden-Bell . . . . .	176
11.8. G. Phase density as a function of three integrals of motion . . . . .	176
11.9. H. A model of very flat self-gravitating stellar system . . . . .	178
<b>12. On the virial theorem and its applications</b>	<b>181</b>
12.1. The virial theorem for a stationary stellar system . . . . .	181
12.2. The virial of the inhomogeneous ellipsoid . . . . .	182
12.3. The ellipsoidal stellar system having a rigid body rotation . . . . .	184
12.4. Ellipsoidal star cluster in a galaxy . . . . .	185
<b>13. On the existence of symmetry planes in stellar systems</b>	<b>187</b>
13.1. Theorem on the existence of a symmetry plane . . . . .	187
13.2. The case when the isosurfaces of the density and of the potential coincide . . . . .	188
13.3. An application of the theorem to the existence of a symmetry plane . . . . .	188
13.4. The case of the third integral . . . . .	190
<b>14. On the theory of integrals of stellar motion</b>	<b>193</b>
<b>15. Hydrodynamic models of spherical stellar systems</b>	<b>197</b>

<b>16. Lindblad diagram and isochronic models</b>	<b>203</b>
<b>III. Time evolution of the structure of stellar systems. The effect of irregular forces</b>	<b>213</b>
<b>17. The effect of stellar encounters and evolution of star clusters</b>	<b>215</b>
17.1. The phase density, the potential and the encounter function . . . . .	215
17.2. The equation for the phase density . . . . .	218
17.3. The equation for the potential. Initial conditions . . . . .	220
17.4. Calculation of the encounter function . . . . .	223
17.5. Approximate formula for the encounter function . . . . .	227
17.6. A. Adiabatic invariants and integrals of motion . . . . .	230
17.7. B. The encounter function . . . . .	231
<b>18. Dynamics of stellar systems with the encounter effect</b>	<b>235</b>
<b>19. On the variation of the dispersion of stellar velocities</b>	<b>239</b>
19.1. . . . .	239
19.2. . . . .	241
19.3. . . . .	243
19.4. . . . .	246
19.5. . . . .	248
19.6. A. Integrals in slowly varying gravitational field . . . . .	251
19.7. B. Vertex deviation from irregular gravitational forces . . . . .	253
19.8. C. Variations of the mean velocity and velocity dispersion . . . . .	254
19.9. D. Variation of the velocity dispersion . . . . .	254
<b>20. On the dynamics of the non-stationary Galaxy</b>	<b>257</b>
20.1. . . . .	257
20.2. . . . .	259
20.3. . . . .	260
20.4. A. The fourth isolating integral for nearly circular motion . . . . .	262
20.5. B. Model of the Galaxy allowing the fourth integral of circular motion	263
20.6. C. Non-axisymmetric highly flattened subsystem . . . . .	263
<b>21. Hydrodynamics of stellar systems</b>	<b>267</b>
21.1. . . . .	267
21.2. . . . .	267
21.3. . . . .	268
21.4. . . . .	269
21.5. . . . .	270
21.6. . . . .	271
21.7. . . . .	271

21.8. A. Derivation of hydrodynamic equations of the dynamics of stellar system . . . . .	273
21.9. B. Hydrodynamic equations for stationary axisymmetric stellar system	274
21.10. C. Hydrodynamic equations for spherical stellar systems . . . . .	275
21.11. D. The adiabatic equation and the adiabatic theorem . . . . .	275
21.12. E. Kinematic oscillations in highly flattened subsystems . . . . .	276
21.13. F. Hydrodynamic equations for highly flattened stellar system . . .	277
<b>22. On the action of irregular forces</b>	<b>279</b>
22.1. Basic equations for a quasi-stationary stellar system . . . . .	279
22.2. Very flat subsystem of the Galaxy . . . . .	280
22.3. The centroid velocity and vertex deviation . . . . .	282
22.4. Variation of the velocity dispersions due to the irregular forces . . .	283
22.5. A. On the basic equations of the action of irregular forces . . . . .	284
22.6. B. Detailisation of the effect of irregular forces . . . . .	285
22.7. C. Variation of the velocity dispersions from the action of irregular forces . . . . .	286
<b>A.1. On the action of irregular forces in the Galaxy</b>	<b>289</b>
<b>B.2. Quasi-isothermal models of spherical stellar systems: M87 and M105</b>	<b>293</b>
<b>C.3. Hydrodynamic models of flat axisymmetric stationary stellar system</b>	<b>301</b>
<b>Conclusions</b>	<b>307</b>
<b>Acknowledgements</b>	<b>309</b>
<b>Bibliography</b>	<b>310</b>

## *Contents*



## Preface to the English edition

Grigori Kuzmin was born in Viiburi on 8 April 1917 and lived his first ten years in Finland. His parents then moved to Tallinn, Estonia, where Grigori also went to school. He spoke and wrote Estonian fluently, although his home language was still Russian. Here, in 1935, he graduated from the Russian Gymnasium in Tallinn and went on to study mathematics at the Faculty of Mathematics and Natural Sciences of the Tartu University. He started as a free student and matriculated after becoming a citizen of the Republic of Estonia.

From the autumn semester of 1936 he became a frequent visitor to the Tartu Observatory to take part in a seminar on astrophysics under the supervision of Ernst Öpik. Kuzmin graduated cum laude in astronomy in 1940. In 1942, Kuzmin defended his master's thesis "Bemerkungen zur Dynamik des kosmischen Staubes" (Remarks on the Dynamics of Cosmic Dust). Kuzmin lectured at the University of Tartu courses in stellar dynamics, astrophysics and general and practical astronomy. In 1971 he was awarded a professorship for his pedagogical activities.

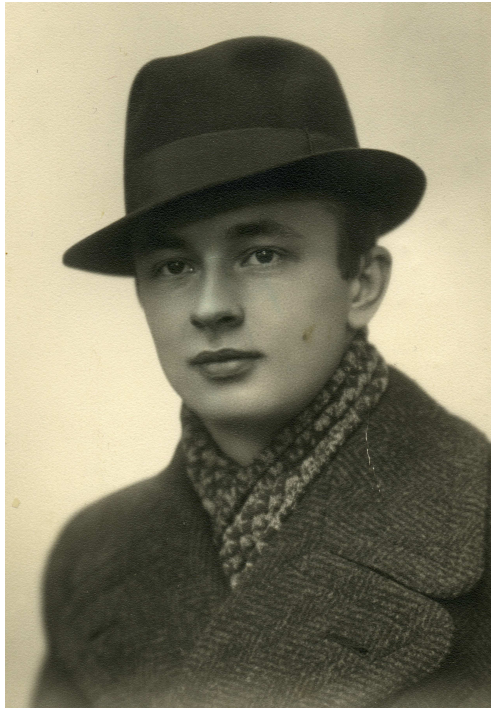


Figure 0.1.: Grigori Kuzmin as student of Tartu University

From 1948 he also worked at the Academy of Sciences, initially at the Institute of Physics, Mathematics and Mechanics, later reorganised as the Institute of Physics and Astronomy. He obtained his Candidate Degree in 1952 and Doctor of Sciences Degree in 1970. From 1960 to 1982 he was Head of the Stellar Astronomy Sector. Kuzmin retired in 1982 but continued his research activities as a senior researcher-consultant. Kuzmin was editor-in-chief of the *Astronomical Calendar* (until 1963) and the *Publications of the Tartu Astronomical Observatory*. In 1961 he was elected to Estonian Academy of Sciences. He was 1976 - 1979 vice-president and 1979 - 1982 president of Commission 33 of the Galactic Structure and Dynamics of the International Astronomical Union.

After the war Kuzmin developed the theory of the third integral of stellar motions, found a new method for calculating models of galaxy mass distribution, and studied the density of matter in the Galaxy around the Sun. Professor Pavel Parenago of Moscow University worked on similar problems on structure of the Galaxy. He also developed a model of the Galaxy and calculated the density of matter around the Sun. Parenago is considered to be the founder of the modern school of galaxy research at Moscow University. His results confirmed Oort's estimate of the density of matter in the Galaxy. The first serious meeting between the Tartu and Moscow schools took place at the Session of Astronomy Council of the Soviet Academy of Science in Tartu, May 1953. The "duel" between Parenago and Kuzmin was very interesting. Both were dealing with similar problems, but with very different results. Parenago's authority was very high at the time and the Moscow establishment did not expect much serious competition from the province. But the presentations showed that Kuzmin had a much deeper understanding of the problem and had found a better solution than Parenago to both the modelling of the structure of the Galaxy and the problem of matter density. Kuzmin, in his modesty, refrained from directly criticising Parenago, but his results spoke for themselves. There were two important outcomes of this meeting. Whereas before we had been treated as mere provincials, from then on Tartu astronomers were taken as serious players. And green light was given for plans to build a new observatory.

In 1964, the new observatory was completed, and Grigori Kuzmin continued his work in Tõravere. Kuzmin was a very family-oriented person. His wife Zoja often visited their children in Tartu. Whenever Zoja called, Grigori would drive to the station in Tõravere and pick her up with parcels.

Kuzmin suffered a heart attack in the early eighties. It happened after his mother's funeral. The funeral was a lot of work and the burden fell on Grigori. When the funeral was over and Kuzmin was alone in his home in Tõravere, he suddenly felt a sharp pain in his heart. He almost fainted, but luckily he didn't and very carefully crawled to the phone and managed to call our doctor, Tiiu Kaasik. An ambulance came immediately and Grigori was taken to Tartu. As we heard later, the doctors fought for his life for quite a long time. However, he recovered slowly. After his recovery, he radically changed his way of life. He gave up smoking completely – he used to be a passionate smoker, lighting the next packet of papers from the previous

flame. To exercise his heart muscle, he started to take a brisk walk around the houses of Tõravere every morning, with a fixed route and time. He later told us how long it had taken him to complete the route that morning.

Kuzmin married young, the children came young, and the children married quickly. So Kuzmin enjoyed the last phase of his life with his grandchildren. They often visited him. Once, one of the grandchildren came down with the flu. Kuzmin also fell ill, but his illness took a serious turn. He had used very strong drugs to treat the heart attack, which damaged his kidneys, and now his kidneys were failing as a complication of the flu. Kuzmin was rushed to hospital and on several occasions his condition was very serious.

We often went to see him. We congratulated him on his 71st birthday. He was quite upbeat, talked about his scientific problems and hoped to be out of hospital soon. Indeed, his kidneys had started to work and he was able to manage without an artificial kidney. One evening, Zoja Kuzmina was told that Grigori would be home the next day. A very deep cyclone passed over Estonia during the night and caused heart problems for many people. Grigori had another heart attack and the doctors could not save him this time. When Zoja arrived at the hospital in the morning, Grigori was no more (22.04.1988). Grigori Kuzmin was buried in the Raadi cemetery not far from his senior colleague Aksel Kipper.

The man to whom we owe perhaps the greatest debt of gratitude for the continuation and development of Öpik's scientific legacy had passed away. All of our younger generation of astronomers are directly or indirectly his students.

Kuzmin taught us how to approach a new problem. At the outset, simplifications must be made to obtain an approximate solution to the problem. Often, an analytical solution can be obtained in this way, so that the effects of the various factors can be clearly perceived. On further examination of the problem, it is possible to separate out the important from the less important factors, which makes it possible to increase the accuracy of the result considerably without increasing the computational effort unduly. This approach he apparently learned from Öpik, who was characterised by a clear separation of important and unimportant factors. Kuzmin once told me how he quickly learned to solve new problems. As a student, he developed the following habit: when a professor started solving a problem at the blackboard, Kuzmin would try to solve the problem on his own without looking at the blackboard. In most cases, the professor finished faster than he did, but not always, even though the professor already knew the development path and he did not.

Kuzmin was the main authority in editing and proofreading our scientific publications. Often his contribution was so serious that it would be fairer to count him as a co-author. He was, however, very modest and did not wish to emphasise his authorship. He had a special knack of finding the right way to put the essence of the problem in a very compact way. This makes his own work quite difficult to read, as it is very thought-provoking and requires serious reflection on the part of the reader.

Kuzmin usually found a solution to new problems fairly quickly. This was, of course, the result of very intensive thinking. Once the solution was found, interest



Figure 0.2.: Grigori Kuzmin with his students Sergei Kutuzov and Jaan Einasto

waned and writing down the result was a very laborious task. Then came the time when his students had a role to play. They helped to organise the initial typing of the work, because it was difficult for Kuzmin to continue writing when the text had not been finalised. It was easier to find imperfections in a cleanly rewritten text than in a rough manuscript. In this ping-pong style, the final touches were made to the work, both his own and those of his students.

The preparation of the Kuzmin doctoral thesis is described in Jaan Einasto memory-book. Here is the story.

In the early seventies, preparations began for the split the Institute of Physics and Astronomy into two institutes. In order for the new institutes to retain their first stage (but staff salaries and the funding of the institutes as a whole depended on this), both institutes had to have a sufficient number of doctors of sciences. Such were the rules of the Soviet bureaucracy, and it was not in our power to change them. On the astronomers' side, the number of doctors was quite modest at that time. On one occasion, when Professor Kipper and I were discussing our future, and the division of the Institute was under discussion, Kipper approached me and asked me if I could not formalise the results of my present work as a doctoral thesis. I was a little surprised, because I thought it was only natural that Kuzmin should defend his doctoral thesis first. So I asked for some time to think about it.

I paced back and forth in my tiny office, wondering what to do. It was clear that the current method of poking Kuzmin in the back was not enough, the director had been doing it for years. On the other hand, it was clear that of all our astronomers, Kuzmin was the most deserving. I looked through Kuzmin's package of publications to date, there were quite a number of them, and in any case there should be no substantive ob-

stacles. The trouble was that the package of papers was not enough, according to the rules of Soviet bureaucracy the corresponding typed manuscript had to be submitted. After deliberating for a few days, I had an idea: let's rewrite the texts of Kuzmin's important works as chapters of the dissertation. I also put together an initial pack of papers. Then I went to Kuzmin himself with the story. At first Kuzmin didn't want to hear about it, but when we really started to prepare for typing, Kuzmin picked up the work package, looked it over, made a few additions and then said OK.

And then the work started on the conveyor belt. First we typed up the relevant chapter, Kuzmin looked it over and took some time to think. He was no longer satisfied with the text that had been written earlier, but had in the meantime come up with new ideas on how to develop the problem further or present it better. And so Kuzmin sat up all night writing a new text, or additions to the chapter. In the morning, we tried to understand Kuzmin's sodic manuscript as much as possible and had the addendum typed up in draft form. By lunchtime, the maestro himself was on the scene, reviewing the manuscript and making copious additions, sometimes sitting up all night again working on the text. But time showed that this method was effective, and the texts of the chapters, with the additions, were assembled into the final manuscript quite quickly. So, in about half a year, a unique manuscript was completed, which was so voluminous that we formatted the dissertation in two volumes. Finding opponents was not difficult either, Kuzmin was highly respected by all colleagues.

The defence went brilliantly. As always, we sat at a banquet with our opponents and guests after the defence. One of the opponents was Grigory Idlis, who frankly admitted that he had once tried to compete with Kuzmin and get new results independently of Kuzmin, but soon gave up, seeing that a race with Kuzmin was a hopeless enterprise.

Kuzmin's papers were written in Russian and published in Tartu Observatory Publications or in Russian-language conference proceedings. Most Western astronomers do not speak Russian and do not read observatory publications. In order to present his results, Kuzmin prepared English-language abstracts of the most important papers and sent them by post to astronomers in other countries. These received attention and Kuzmin's authority among astronomers was high. However, many of his results remained unknown to the English-speaking readership. Kuzmin's new results were only in the Russian-language doctoral thesis, which was not published. In order to make his thesis accessible to other astronomers, it had to be translated into English. So Peeter Tenjes started translating the chapters of Kuzmin's thesis and preparing it for publication, including additions to the doctoral thesis. Recently we had a small conference to celebrate the 200th anniversary of the Old Tartu University Observatory. One of the main speakers was Tim de Zeeuw, who gave a review of Kuzmin's work. We discussed the publication of English versions of Kuzmin's papers.

Most chapters of the thesis were translated in full. In some chapters we used the English summaries written by Kuzmin. We add as appendix English translations of three papers, written by Kuzmin after the defence of the thesis. We did not translate

*Preface to the English edition*

review papers, appended to this dissertation on the present state of stellar system dynamics and on the development of work on the structure and dynamics of stellar systems in the Tartu Observatory. The translation from Russian into English was made by Peeter Tenjes. Jaan Einasto, Antti Tamm and Olga Tihhonova helped to polish the text. Peeter Einasto prepared scanned text and figure files.

Jaan Einasto

## Preface

The author of this thesis began his work on the dynamics of stellar systems more than 20 years ago, in fact, already in the early 1940's. At first the spatial and kinematical structure of the Galaxy in galaxy-vertical direction and the rotation and radial mass distribution of the Galaxy (and even earlier the M 31 Andromeda galaxy) were investigated. Gradually these works developed into a more extensive study of stellar dynamics, covering almost all sections of it. Its goal was to try to some extent to complete the construction of classical stellar dynamics, based on the assumption of stationarity or quasi-stationarity of stellar systems, and thus to give the fullest possible explanation and description of the observed features of the spatial and kinematical structure of regular star systems, and at the same time to create theoretical background for the study of their dynamical evolution.

To date, the author has published more than 20 papers on the dynamics of stellar systems, which served as the basis for this dissertation. The articles are mostly reproduced in this dissertation without changes or corrections; only some of them are abridged. However, there are a number of notes, additions, and comments, sometimes quite substantial, which give the thesis its own significance.

In terms of content, the material is divided into three parts. The first part includes three closely intertwined cycles of works on the determination of the matter density in the vicinity of the Sun, on the study of the mass distribution in the Galaxy, and on the theory of the third integral of stellar motion. The second part of the thesis includes papers on models of the spatial and kinematical structure of stellar systems and on some general questions of dynamics of stellar systems. The third part of the thesis is mainly devoted to the study of the influence of irregular gravitational forces.

Two review papers are appended to this dissertation – on the present state of stellar system dynamics and on the development of work on the structure and dynamics of stellar systems in the Tartu Observatory. A bibliography of the author's work is also included.

Each paper, together with supplements, composes one chapter of the dissertation. The first part of the thesis forms the first volume, the second and third parts together with the appendices are combined into the second volume.

1969





## **Part I.**

# **Gravitational potential and mass distribution of the Galaxy. The third integral of stellar motions**



# 1. Dynamical density of the Galaxy<sup>1</sup>

## 1.1. Introduction

When studying the structure and dynamics of the Galaxy, the knowledge of its dynamical density, *i.e.* the spatial density of gravitating masses, is very important. Determining the dynamical density of the Galaxy was the main goal of this work. However, the study of the kinematics of stars of spectral types A and K, undertaken for this purpose, was, understandably, of independent interest.

The author's idea for the present work arose from his previous attempts, in an unpublished paper, to find out the distribution of the dynamical density of the Galaxy in the vicinity of the Sun ("Notes on the dynamics of cosmic dust matter", Manuscript, 1941).

The dynamical density of the Galaxy can be determined by comparing the spatial distribution of stars with the distribution of their velocities in the direction perpendicular to the galactic plane. This method, applied by Oort (1932), consists, in a somewhat more general way, in the following.

Let  $R$  is the distance from the Galaxy axis,  $\Theta$  is Galacto-centric longitude and  $z$  is the distance from the Galactic plane (negative to the south of this plane). Let, further,  $v_R, v_\theta$  and  $v_z$  be the corresponding velocity components. Suppose the Galaxy is stationary and has an axial symmetry. Then the continuity equation for the Galaxy in the six-dimensional phase space will have the form (Parenago 1946):

$$v_R \frac{\partial \Psi}{\partial R} + v_z \frac{\partial \Psi}{\partial z} + \left( \frac{\partial \Phi}{\partial R} + \frac{v_\theta^2}{R} \right) \frac{\partial \Psi}{\partial v_R} - \frac{v_R v_\theta}{R} \frac{\partial \Psi}{\partial v_\theta} + \frac{\partial \Phi}{\partial z} \frac{\partial \Psi}{\partial v_z} = 0, \quad (1.1)$$

where  $\Phi$  is the acceleration potential and  $\Psi$  is the number density of stars in phase space. Suppose that  $\Psi$  is an even function of  $v_R$ . By integrating the left part of the equation (1.1) over all  $v_R$  and  $v_\theta$ , we obtain

$$v_z \frac{\partial f}{\partial z} + \frac{\partial \Phi}{\partial z} \frac{\partial f}{\partial v_z} = 0, \quad (1.2)$$

where  $f$  is the number of stars in unite volume and unit interval of  $v_z$ . General solution of the equation (1.2) for given  $R$  and  $\Theta$  is

$$f = F[v_z^2 - 2(\Phi - \Phi_0)], \quad (1.3)$$

where  $F$  is an arbitrary function and  $\Phi_0$  is the potential in the galactic plane.

---

<sup>1</sup> Published in Tartu Astron. Observatory Publications, vol. 32, pp. 5-43, 1952 with the title "Galactic-equatorial A and K star proper motions perpendicular to the galactic plane and Galactic dynamic density"

## 1. Dynamical density of the Galaxy

Knowing the function  $F$  from observations, one can find the spatial stellar density  $D$  as a function of  $\Phi - \Phi_0$

$$D = \int_{-\infty}^{\infty} F[v_z^2 - 2(\Phi - \Phi_0)] dv_z, \quad (1.4)$$

and hence  $\Phi - \Phi_0$  as a function of  $D$ .

If the spatial stellar density is also known from observations, we are able to calculate  $\Phi - \Phi_0$  as a function of  $z$ . Dynamical density  $\rho$  we get then from the Poisson's equation (in cylindrical coordinates)

$$4\pi G\rho = -\frac{\partial^2 \Phi}{\partial z^2} - \frac{\partial^2 \Phi}{\partial R^2} - \frac{1}{R} \frac{\partial \Phi}{\partial R}, \quad (1.5)$$

where  $G$  is the gravitational constant. The first term of the right side of this equation can be found knowing  $\Phi - \Phi_0$ ; the remaining terms can be taken from the Galactic rotation data.

To determine the dynamical density of the Galaxy by this method, it is thus necessary to know from observations  $F$  and  $D$  functions.

The spatial stellar density, as a function of  $z$ , was studied by several authors, both for all stars and for stars of particular spectral types. One can, for example, use, as it was done in the present paper and in the above unpublished paper of the author, the Pannekoek (1929) data on the spatial densities A and gK of stars, derived from the Draper spectral catalogue.

As for the function  $F$ , we would know it if we knew the  $v_z$  distribution near the galactic plane, *i.e.* the function  $f(v_z)$  at  $z = 0$ , since according to formula (1.3) in this case  $f = F(v_z^2)$ . There are no direct data on this distribution, but it is known that the total distribution of  $v_z$  for a wider interval of  $z$  values is for many types of stars an approximate normal (Gaussian) distribution. According to formula (1.3), this must be normal if the distribution  $v_z$  at  $z = 0$  is also normal. In this case, the distribution  $v_z$  is normal at any  $z$ , since by formula (1.3), we then have

$$f = f_0 e^{-\frac{v_z^2 - 2(\Phi - \Phi_0)}{2\sigma_z^2}}, \quad (1.6)$$

where  $\sigma_z$  is dispersion of  $v_z$ , which in our case do not depend on  $z$ , and  $f_0$  is the value of  $f$  at  $z = 0$  and  $v_z = 0$ .

From formulae (1.4) and (1.6) it follows then

$$D = D_0 e^{\frac{\Phi - \Phi_0}{\sigma_z^2}} \quad (1.7)$$

where  $D_0$  is the value of  $D$  at  $z = 0$ , and

$$-\frac{\partial^2 \Phi}{\partial z^2} = -\sigma_z^2 \frac{\partial^2 \ln D}{\partial z^2}. \quad (1.8)$$

Starting in the above unpublished paper from Pannekoek (1929) data on the  $D(z)$  function for A and gK stars and applying formulae (1.5) and (1.8) to both types of stars, the author obtained, however, although consistent with each other, but unlikely dependences of the dynamical density  $\rho$  on  $z$ , namely, extremely fast decreases of  $\rho$  with increasing  $z$ . Thus a question arose, is the distribution of  $v_z$  normal with sufficient accuracy for particular types of stars, and whether the formula (1.8) was applicable. So the idea emerged to derive the  $F$  function directly from data on the motion of stars near galactic plane, where  $f = F(v_z^2)$ .

To solve this problem one can use the data on proper motions of stars near the galactic equator. Assuming to continue using the Pannekoek data on the  $D(z)$  function for A and gK stars, we have decided to statistically study the proper motions of galactic-equatorial stars of these types, which are also the most numerous. The material was the proper motions along the Galactic latitude calculated from the data of the General Catalogue by Boss (1937), taking into account A and gK stars up to apparent magnitude 7.0 and within Galactic latitudes  $\pm 3^\circ$ .

However, the material chosen in this way, did not allow one to derive with sufficient certainty the  $F$  functions for both types of stars. The reason for this was the small number of stars used and, most importantly, the need for large corrections for the observational errors of proper motions and for the scattering of absolute magnitudes of stars. Therefore we had to give up the original problem and restrict ourselves to the narrower task of determining the variance of  $\sigma_z$  for both types of stars. In doing so it became clear that so far one need not to specify the  $F$  functions. It appears that the  $D(z)$  functions for A and gK stars, obtained by Pannekoek, are strongly distorted as he did not take into account the scattering of the absolute magnitudes of these stars. By using the corrected  $D(z)$ , one can obtain reasonable results for the dynamical density without giving up on the assumption of a normal distribution of  $v_z$  for these stars.

The goals of the present paper are therefore reduced to the following: (1) to deduce from proper motions of galactic-equatorial A and gK stars the dispersions  $\sigma_z$ , and (2) applying the assumption of the normal distribution  $v_z$ , find on the basis of the obtained  $\sigma_z$  the dynamical density of the Galaxy in the vicinity of the Sun.

In addition to the dispersions  $\sigma_z$ , and the dynamical density  $\rho$ , the present paper also obtained, as a side result, data on the apparent systematic motion of A and gK stars, caused by errors of precession constants. In addition, on the basis of the result obtained for the dynamical density, an attempt is made to come to some conclusions about the structure of the Galaxy as a whole.

## 1.2. Statistical processing and results

We omit the description of statistical data used and technical details of the data analysis.

## 1. Dynamical density of the Galaxy

The processing of statistical data yields for the velocity dispersion of A and gK stars the following:

$$\begin{aligned} \text{A stars : } \sigma_z &= \pm(5.1 \pm 0.7) \text{ km/s} \\ \text{gK stars } \sigma_z &= \pm(12.2 \pm 1.7) \text{ km/s.} \end{aligned} \quad (1.9)$$

The result (1.9) is the final result of processing our statistical material. The relatively small values obtained for  $\sigma_z$  were unexpected for the author, since previous studies gave significantly large values for  $\sigma_z$ . However, recent studies of spatial velocities of stars by Parenago (1950a) have also obtained, in the case of A stars, rather small values for  $\sigma_z$ , although somewhat larger than our values.

### 1.3. Spatial distribution of A and gK stars perpendicular to the galactic plane

As indicated in the introduction, the final aim of the present work was to determine the dynamical density of the Galaxy. For this purpose, in addition to the dispersions  $\sigma_z$ , whose values we derived for A and gK stars from their proper motions, it was necessary to have data on the spatial distribution of these stars perpendicular to the galactic plane. We have used here, as already said in the introduction, the data of Pannekoek (1929) on the spatial distribution of A and gK stars on the basis of the Draper catalogue. It had to be taken into account that these data are distorted by not taking into account the interstellar absorption and especially the scattering of the absolute magnitudes of the stars.

To correct the Pannekoek data for interstellar absorption and for the scattering of absolute magnitudes, it was necessary to solve the corresponding integral equation. Let  $z_*$  and  $r'_*$  be the values of  $z$  and the projected onto the galactic plane to the galactic plane of the distance  $r'$ , found under the assumption that the absolute magnitude  $M$  of stars is equal to some constant value of  $M_*$ , and that there is no absorption. Let  $D_*$  be the fundamental stellar density  $D$ , found under the same assumptions. Then, assuming for simplicity that the ratio  $D(z, r', l)/D(0, r', l)$ , or briefly  $D(z)/D_0$ , depends only on  $z$ , then, from the stellar statistics integral equation, we find that the integral equation to determine  $D(z)/D_0$ , with respect to  $D_*$ , has the form

$$D_*(z_*, r'_*, l) = \int_{-\infty}^{\infty} \frac{D(z)}{D_0} \phi(M') dM', \quad (1.10)$$

where

$$\psi(M') = \phi[M' - K(z, r', l)] \left( \frac{r'}{r'_*} \right)^3 D_0(r', l) \quad (1.11)$$

and (neglecting the distance of the Sun from the galactic plane)

$$\frac{z}{z_*} = \frac{r'}{r'_*} = 10^{-0.2(M' - M_*)}. \quad (1.12)$$

### 1.3. Spatial distribution of A and gK stars perpendicular to the galactic plane

Table 1.1.

$ z_\star $	$D_\star$			
	A stars		gK stars	
	obs.	calc.	obs.	calc.
0 – 30	365	348	215	207
30 – 90	208	224	162	171
90 – 150	90	94	128	127
150 – 210	40	36	95	94

In these formulae  $\phi$  is the luminosity function,  $M' = m + 5 + 5 \log \pi$  is the absolute magnitude, distorted by interstellar absorption, and  $K$  is the absorption in stellar magnitudes, and  $l$  is the galactic longitude. The function  $\psi$ , appearing as the kernel in equation (1.10), is proportional in the galactic plane to the distribution function  $M'$  at a given  $m$  (at a given  $r'_\star$ ). If multiplied by  $D(z)/D_0$ , it is proportional to the distribution function  $M'$  at a given  $m$  and outside the galactic plane.

Instead of  $D_\star$  and  $\psi$  in equation (1.10) one can take the averaged  $D_\star$  and  $\psi$  at a given  $z_\star$ , averaging, for instance, at each  $z_\star$  over all  $l$  and in the same interval  $r'_\star$ . If there were no absorption, the  $\psi$  averaged in this way would not depend on  $z_\star$ . In reality such a dependence should exist. If, however, we use only values of order of the equivalent half-thickness of the absorbing layer, the dependence is weak due to the fact that at any  $r'_\star$  of the order of the equivalent half-thickness of the absorbing layer, the absorption  $K$  is weakly dependent on  $z$  and is furthermore negligible. In order to be able to use the same function with all  $z_\star$ , we have confined ourselves to therefore for averaging  $D_\star$  with values of  $r'_\star$  smaller than approximate 160 pc. This upper limit of  $r'_\star$  corresponds to an average value of  $r'_\star$  is about 100 pc. Since Pannekoek had assumed for  $M_\star$  a value of +0.9 for A stars and +0.7 for gK stars,  $r'_\star = 100$  pc, in the galactic plane corresponds to  $m$  values of 5.9 and 5.7. Therefore the averaged  $\psi$  could be assumed to be proportional to the distribution function  $M'$  in the galactic plane at  $m = m_0 = 5.5$ , *i.e.* the  $M'$  distribution function we used for the derivation of characteristic distribution of parallaxes at  $m = m_0$ . We only had to exclude stars of subclass A5, absent in Pannekoek data.

Finding a solution of the integral equation (1.10) we settled on the normal  $z$ -density distribution from theoretical considerations:

$$D = D_0 e^{-z^2/2\zeta^2}, \quad (1.13)$$

where  $\zeta$  is the variance of  $z$ . Although  $D_\star$  decreases with  $z_\star$  according to a law, very different from Pannekoek's one, the expression (1.13) satisfies equation (1.10) quite well. This can be seen from Table 1.1, which gives the observed and calculated  $D_\star$  values averaged over  $l$ ,  $r'_\star$  and  $z_\star$  ( $r'_\star$  is less than 160 pc). The unit of  $D_\star$  is 1 star per  $10^6$  pc<sup>3</sup>.

## 1. Dynamical density of the Galaxy

In order to obtain the best agreement with the observed values of  $D_*$ , it would be best, to multiply the calculated  $D_*$  values by a suitable conversion factor, and to chose a suitable value of  $\zeta$ . The calculated  $D_*$  values given in the table correspond to  $\zeta = \pm 96$  pc for A stars and  $\zeta = \pm 205$  pc for gK stars.

The accuracy of the found values of  $\zeta$  depends mainly on the accuracy of the function  $\psi$ . The relative error of  $\zeta$  is about the same as the relative error of the parameter  $p$ , calculated using  $\psi$  and proportional to the mean parallax at  $m = m_0$ . Our final result for the vertical spatial density variance is:

$$\begin{aligned} \text{A stars : } \quad \zeta &= \pm(99 \pm 5) \text{ pc} \\ \text{gK stars } \quad \zeta &= \pm(202 \pm 20) \text{ pc.} \end{aligned} \tag{1.14}$$

The errors of these results are taken in accordance with the errors of input parameters with some increase due to the inaccuracy of our determination of  $\zeta$  from the Pannekoek data.

If we substitute the density law (1.13) into formula (1.8), we find that  $\partial^2\Phi/\partial z^2$  is independent of  $z$ . In fact  $\partial^2\Phi/\partial z^2$  must of course depend on  $z$ , but since we are dealing with very small values of  $|z|$  in comparison to the Galactic dimensions, this dependence is probably not very noticeable. Denoting  $-\partial^2\Phi/\partial z^2$  near galactic plane in vicinity of the Sun by  $C^2$ , based on formulas (1.8) and (1.13) we have

$$C = \frac{\sigma_z}{\zeta}, \tag{1.15}$$

Since we have found parameters  $\sigma_z$  and  $\zeta$ , we can compute the parameter  $C$ . Using (1.9) and (1.14) we obtain:

$$\begin{aligned} \text{A stars : } \quad C &= 52 \pm 7 \text{ km/s/kpc,} \\ \text{gK stars : } \quad C &= 60 \pm 8 \text{ km/s/kpc.} \end{aligned} \tag{1.16}$$

In error calculation it has been taken into account that errors of  $\sigma_z$  and  $\zeta$  are only partially independent, since the inaccuracy of  $\psi$  causes either an increase or a decrease of  $\sigma_z$  and  $\zeta$  at the same time. The results of (1.16) are consistent within their mean errors and on average we can accept:

$$C = 56 \pm 5 \text{ km/s/kpc.} \tag{1.17}$$

The constant  $C$  relates the characteristic of the spatial distribution of stars near the galactic plane  $\zeta$  with their kinematical characteristic  $\sigma_z$ . It must have the same value for stationary stellar subsystems. Knowing this constant and characteristic  $\zeta$  we can for these subsystems calculate  $\sigma_z$  and vice versa. Thus, using the spatial distribution of long-periodic cepheids at small  $|z|$  and  $r' < 660$  pc we found, using the data of Kukarkin (1949),  $\zeta = 50$  pc, from which the value follows  $\sigma_z = 2.8$  km/s. The direct determination of  $\sigma_z$  for these stars was given by Parenago (1948b)  $\sigma_z = \pm 5.4$  km/s. However, having checked Parenago's calculations we found an error and obtained  $\sigma_z = \pm(2.9 \pm 1.0)$  km/s, in agreement with the theoretical result. The stars used by Parenago were taken with weights corresponding to the mean errors of the conditional equation for  $v_z^2$ , while the equilibrium solution gave  $\sigma_z = \pm(3 \pm 3.5)$  km/s.



## 1.4. Dynamical density of the Galaxy. Conclusions on the structure of the Galaxy

The value of the constant  $C$  found in the previous paragraph allows us to solve the main problem of this paper – to calculate the dynamical density  $\rho$  of the Galaxy in the vicinity of the Sun. Since  $C^2 = -\partial^2\Phi/\partial z^2$  in the Sun's neighbourhood, the first and the main term in the dynamical density formula (1.5) is thus known. The remaining terms, which are less significant, we can express through the galactic rotation constants  $A$  and  $B$  for the planar subsystems. Since the planar subsystems rotate practically with a circular velocity, in this case we can express the Galactic rotation constant  $A = \frac{1}{2} \left( \frac{v_z}{R} - \frac{dv_z}{dR} \right)$  and  $B = -\frac{1}{2} \left( \frac{v_z}{R} + \frac{dv_z}{dR} \right)$ . Given that  $v_c^2 = -R \partial\Psi/\partial R$ , we find for the sum of the second and third terms of formula (1.5) the expression:

$$\frac{\partial^2\Psi}{\partial z^2} + \frac{1}{R} \frac{\partial\Psi}{\partial R} = -2 \frac{dv_c}{dR} \frac{v_c}{R} = 2(A^2 - B^2). \quad (1.18)$$

The equation for the dynamical density takes the form:

$$4\pi G\rho = C^2 - 2(A^2 - B^2). \quad (1.19)$$

Taking usually accepted for planar subsystems,  $A = +20$  km/s/kpc and  $B = -13$  km/s/kpc, and  $C$  according to result (1.17), we obtain for dynamical density

$$\rho = (0.34 \pm 0.08) \times 10^{-23} \text{ g/cm}^3 \quad (1.20)$$

or  $0.05 \pm 0.01$  solar masses per cubic parsec. The term  $2(A^2 - B^2)$  has rather small influence on the result, while the error of the latter is due mainly to error of  $C$ .

The result (1.20) diverges markedly from the Oort (1932) result, obtained with the same method  $\rho = 0.6 \times 10^{-23} \text{ g/cm}^3$  or 0.09 solar masses per cubic parsec. This discrepancy is quite understandable since the data used by Oort for A and gK stars are totally at odds with ours. Note that the result (1.20) only slightly exceeds the Parenago (1945) estimate  $\rho = 0.27 \times 10^{-23} \text{ g/cm}^3$ , found by him from the spatial density of stars and their mean mass.

From the value obtained for the dynamical density, or from the value of the associated constant  $C$ , we can obtain some interesting data on the structure of the Galaxy. Let us assume, as a rough approximation, that surfaces of equal density in the Galaxy are rotational ellipsoids whose ratio of semi-axes is equal to  $\epsilon$ . In this case the square of circular velocity,  $v_c^2 = -R \partial\Psi/\partial R$  at  $z = 0$  will be calculated by the formula:

$$v_c^2 = \frac{4\pi G\epsilon}{R} \int_0^R \frac{\rho(a)a^2 da}{\sqrt{1 - \left(\frac{a\epsilon}{R}\right)^2}}, \quad (1.21)$$

where  $a$  is the semi-major axis of an ellipsoid of equal density and  $e^2 = 1 - \epsilon^2$  is the square of the eccentricity of its meridian. Judging from the Galactic rotation data by Parenago (1948b),  $v_c$  is approximately constant within quite a wide range  $R$ .

## 1. Dynamical density of the Galaxy

According to (1.21) this would be the case if  $\rho a^2$  is also approximately constant over a wide range  $a$ . If  $\rho a^2 = \text{const}$  we obtain from (1.21):

$$v_c^2 = 4\pi G\epsilon \frac{\arcsin e}{e} \rho R^2. \quad (1.22)$$

Since  $v_c/R = A - B$  and  $4\pi G\rho = C^2$  (at  $v_c = \text{const}$ ), we get:

$$\epsilon \frac{\arcsin e}{e} = \left( \frac{A - B}{C} \right)^2. \quad (1.23)$$

This formula allows us to calculate the ratio of the Galactic semi-axes. Using obtained values for  $A$ ,  $B$ , and  $C$ , we find that

$$\epsilon = 0.26 \pm 0.06, \quad (1.24)$$

where, in calculating the mean error of the result, we considered the error of  $A - B$  to be of the order of  $\pm 5$  per cent. The ‘‘dynamical’’ ratio of the Galactic axes is therefore 1/4. This result indicates that the gravitating matter concentration towards Galactic plane is rather moderate and that with respect to mass distribution the Galaxy is far from being as flattened as ‘‘optical’’.

The value  $(A - B)^2/C^2$  in formula (1.23) is related to the inclination of the acceleration vector to the galactic plane for small  $|z|$ . Indeed, if  $|z|$  is small, then  $-\partial\Psi/\partial z = C^2 z$  and  $-\partial\Psi/\partial R = v_c^2/R = (A - B)^2 R$ , and we get for the tangent of the slope of the acceleration vector:

$$\frac{\partial\Psi}{\partial z} / \frac{\partial\Psi}{\partial R} = \left( \frac{C}{A - B} \right)^2 \frac{z}{R}. \quad (1.25)$$

Since  $[(A - B)/C]^2 = 0.35 \pm 0.07$ , it follows that at small  $|z|$  the tangent of the inclination vector of acceleration is approximately 3 times larger than the tangent of its inclination,  $z/R$ , in the case of the spherical symmetry of the mass distribution. Note that the ratio  $(A - B)/C = 0.59 \pm 0.06$  is equal with the ratio of the period of a star’s oscillation relative to the galactic plane to the period of of the star’s orbit around the galactic centre.

Due to the moderate concentration of gravitating matter to the Galactic plane the equivalent half-thickness of the Galaxy,  $z_e$ , is rather large. In the case of our rough model of the Galaxy it is calculated by the formula:

$$z_e = \epsilon \int_R^\infty \frac{\rho(a)}{\rho(R)} \frac{da}{\sqrt{1 - (R/a)^2}}. \quad (1.26)$$

Assuming that  $\rho a^2$  is constant up to  $a = R_0$ , where  $R_0$  is the radius of the Galaxy, we find:

$$z_e = \epsilon \left( \frac{\pi}{2} - \arcsin \frac{R}{R_0} \right) R. \quad (1.27)$$

Since in the vicinity of the Sun the ratio  $R_0/R$  is approximately equal to two, we get  $z_e \approx \frac{\pi}{3}\epsilon R = (0.27 \pm 0.06)R$ . Thus in the neighbourhood of the Sun the equivalent half-thickness of the Galaxy is only about 4 times smaller than the distance to its centre. If we take the value 7.25 kpc for the latter according to Kukarkin (1949), then we will have for the equivalent half-thickness of the Galaxy 2.0 kpc. Taking into account the value obtained for the dynamical density in the neighbourhood of the Sun, we can calculate the density projected on the galactic plane,  $2 z_e \rho$ . It turns out to be 200 solar masses per square parsec.

In conclusion, we note that our result about the moderate galactic concentration of gravitational matter agrees with the result by Parenago (1949) that a large fraction of all stars in the Galaxy belong to the subdwarfs forming a “spherical” subsystem, and confirms to a certain extent the idea expressed back in 1943 by Eigenson (1943) about the dynamical “sphericity” of the Galaxy.

1952

### 1.5. Appendix added in 1969

Values of parameters  $C$  and  $\rho$  obtained in this paper are underestimated, the density parameter  $\rho$  is underestimated by a factor of two, see Chapter 5 of this Thesis. In addition, according to new data, parameters  $A$  and  $B$  are also underestimated. For this reason the flatness parameter  $\epsilon$ , and the ratio  $z_e/R_\odot$  are overestimated, by a factor about three. The true degree of “sphericity” is considerably smaller.

## *1. Dynamical density of the Galaxy*

## 2. On the mass distribution of the Galaxy<sup>1</sup>

Knowing the rotation law of a stellar system it is possible to obtain some data on the mass distribution of that system. Concretely, from radial acceleration it is possible to calculate “the surface density” of the system, *i.e.* the mass density projected onto the equatorial plane of the system (see e.g. Parenago 1948a).

This problem was solved for the Andromeda (M31) and the Triangulum (M33) nebulae by Wyse & Mayall (1942).

In their paper Wyse and Mayall started from the “flat disk” model, *i.e.* they assumed that a stellar system has the axial symmetry and is so flattened, that the radial acceleration in the symmetry plane of that system is such as if all the system’s mass is concentrated in that plane. As an approximation to the surface density distribution they proposed a fifth order polynomial with respect to the distance from system’s centre.

In present paper we solve the similar problem for the Galaxy. We do not assume ahead any kind of analytical expression for the surface density, but find it via numerical integration by using suitable integral equation. In addition we try to take into account the “thickness” of the Galaxy.

### 2.1.

Let us suppose that the isodensity surfaces of Galactic matter are ellipsoids of revolution with constant axial ratio  $\epsilon$ . In this case we may use known formulae for the attraction of infinitely thin ellipsoidal layer (see e.g. Zhukowski 1950, p.763). Integrating over the elementary ellipsoidal layers we derive for the radial acceleration  $F_R$  at a distance  $R$  from the Galaxy axis

$$-\frac{F_R}{R} = 4\pi G\epsilon \int_0^1 \frac{\rho(a)u^2 du}{\sqrt{1-e^2u^2}}, \quad (2.1)$$

where  $G$  is the gravitational constant,  $\rho(a)$  – spatial mass density,

$$e = \sqrt{1 - \epsilon^2}$$

is the eccentricity of the meridional section of an isodensity ellipsoid and

$$u = \frac{a}{a'}.$$

---

<sup>1</sup> Tartu Astron. Observatory Publications, vol. 32, pp. 211-230, 1952.

## 2. On the mass distribution of the Galaxy

$a$  is the major semiaxis of an isodensity ellipsoid and  $a'$  is the major semiaxis of the ellipsoid confocal to it through the point where  $F_R$  is calculated. Equation (2.1) enables us to obtain the expression for the radial acceleration in the equatorial plane of the Galaxy. In that plane

$$a' = R$$

and therefore,

$$-F_R R = 4\pi G \epsilon \int_0^R \frac{\rho(a) a^2 da}{\sqrt{R^2 - a^2 \epsilon^2}}. \quad (2.2)$$

The left side of the expression is the square of circular velocity.

Equation (2.2) is an integral equation for  $\rho$  when  $F_R$  in the galactic plane is known. Having determined  $\rho$  we may find the Galactic surface density

$$\sigma = \int_{-\infty}^{\infty} \rho dz,$$

where  $z$  is the distance from the galactic plane. As

$$dz = \frac{\epsilon a da}{\sqrt{a^2 - R^2}},$$

we get

$$\sigma(R) = 2\epsilon \int_R^{\infty} \frac{\rho(a) a da}{\sqrt{a^2 - R^2}}. \quad (2.3)$$

Let us have

$$\epsilon \rightarrow 0$$

corresponding to the flat disk model. In this case Eq. (2.2) turns to

$$-F_R R = 4\pi G \epsilon \int_0^R \frac{\rho(a) a^2 da}{\sqrt{R^2 - a^2}}. \quad (2.4)$$

If instead of  $a$  we take new variable  $a^{-1}$  the equation will take a form similar to the known integral equation for the determination of spatial densities of globular clusters (Eq. (2.3) with  $\epsilon = 1$ ). Using the solution of this equation (see e.g. Parenago 1946, p.224–225) we obtain

$$4\pi G \epsilon \rho(a) a^2 = \frac{2}{\pi} \int_0^a \frac{d(-F_R R^2)}{dR} \frac{R dR}{a \sqrt{a^2 - R^2}}. \quad (2.5)$$

Result (Eq. 2.5) together with Eq. (2.3) is exactly the solution of the integral equation derived by Wyse and Mayall for the determination of  $\sigma$  from  $F_R$  for the flat disk model. Here  $\epsilon \rho$  plays a role of an auxiliary function, which may be eliminated when needed. For that we substitute  $\epsilon \rho$  according to Eq. (2.5) into Eq. (2.3), where instead

of  $R$  we designate  $R_1$ . Changing the order of integration and integrating over  $a$  we find the following expression for  $\sigma(R_1)$

$$\sigma(R_1) = \frac{1}{\pi^2 G R_1^2} \int_0^\infty \frac{d(-F_R R^2)}{dR} \psi\left(\frac{R}{R_1}\right) dR. \quad (2.6)$$

Here

$$\psi\left(\frac{R}{R_1}\right) = \begin{cases} \frac{R_1}{R} \left[ \mathbf{K}\left(\frac{R}{R_1}\right) - \mathbf{E}\left(\frac{R}{R_1}\right) \right], & \text{for } R < R_1, \\ \mathbf{K}\left(\frac{R_1}{R}\right) - \mathbf{E}\left(\frac{R_1}{R}\right), & \text{for } R > R_1, \end{cases} \quad (2.7)$$

where  $\mathbf{K}$  and  $\mathbf{E}$  are the complete elliptic integrals of first and second order, respectively. Considering the amount of calculations for the determination of  $\sigma$  Eq. (2.6) does not have advantages when compared to Eqs. (2.3) and (2.5). Having in mind the need to extrapolate  $F_R$  it seems even more convenient to use Eqs. (2.3) and (2.5) replacing the extrapolation of  $F_R$  with the extrapolation of  $\epsilon\rho$ .

Now we must take into account the ‘‘thickness’’ of the Galaxy, *i.e.* that  $\epsilon$  is nonzero. Comparing Eq. (2.4) with Eq. (2.2) we see that it is possible to use Eq. (2.4) and hence its solution in form of Eq. (2.5), also in that case after adding a correction to  $-F_R R$

$$\Delta(-F_R R) = 4\pi G \epsilon \int_0^R \left[ (R^2 - a^2)^{-1/2} - (R^2 - a^2 e^2)^{-1/2} \right] \rho(a) a^2 da.$$

In case of sufficiently small  $\epsilon$  the subtraction in square brackets is a very small quantity with an exception of  $a$  near to  $R$ . Thus we may take  $\rho(a)a^2$  out of the integral in form of  $\rho(R)R^2$ . The remaining integral equals within a sufficient precision to  $\epsilon$ . Therefore, for small  $\epsilon$

$$\Delta(-F_R R) = 4\pi G \epsilon^2 \rho(R) R^2.$$

Because the correction we are dealing with is quite small and it is sufficient to know only its approximate value, for  $\rho$  we may use Eq. (2.5) valid for  $\epsilon \rightarrow 0$ . Hence we have the final expression (replacing in Eq. (2.5)  $a$  with  $R'$ )

$$\Delta(-F_R R)_{R=R'} = \frac{2}{\pi} \epsilon \int_0^{R'} \frac{d(-F_R R^2)}{dR} \frac{R dR}{R' \sqrt{R'^2 - R^2}}. \quad (2.8)$$

In this way, when making the ‘‘ellipsoidal model’’ of the Galaxy in calculations of the surface density  $\sigma$  from the radial acceleration  $F_R$  it is needed to correct  $-F_R R$  by the quantity (2.8). In this case  $\sigma$  is calculated from Eqs. (2.5) and (2.3) (or from Eq. 2.6).

We would like to mention that the assumption of the ellipsoidal character of the Galaxy restricts the generality of the proposed method of calculation of  $\sigma$  only in case when  $\epsilon$  is assumed to be constant in Eq. (2.8), because in general  $\epsilon$  must be assumed to be some function of  $R$ , characterising the dependence of Galactic flatness from distance to the centre. <sup>2</sup>

---

<sup>2</sup>We may start, for example, with an assumption that the mass distribution in the Galaxy is a sum of ellipsoidal distributions. In this case instead of  $\rho$  and  $\epsilon$  in Eq. (2.2) we must use  $\rho_i$  and  $\epsilon_i$  of the

## 2. On the mass distribution of the Galaxy

### 2.2.

The data on the rotation of flat Galactic subsystems can be used in order to determine the radial acceleration  $F_R$  in galactic plane, as these subsystems rotate with nearly circular velocities, *i.e.* with the velocities  $V$ , related to  $F_R$  by

$$V^2 = -F_R R. \quad (2.9)$$

For flat subsystems the most complete data include the rotation of long-period cepheid subsystem, studied by Parenago (1948b). These are the data used in present paper.

Parenago determined the rotation velocity of the subsystem of long-period cepheids via Camm function

$$f = V_r' \csc(l - l_0) \sec b,$$

where  $V_r'$  is the radial velocity corrected from parallactic effect of solar motion;  $l$ ,  $b$  are the galactic coordinates,  $l_0$  – the longitude of galactic centre. Within the precision of stochastic fluctuations the Camm function is related to the angular velocity  $\omega(R)$  and to the linear velocity  $V(R)$  by the formulae

$$f = R_\odot [\omega(R) - \omega(R_\odot)], \quad V(R) = R\omega(R), \quad (2.10)$$

where  $R_\odot$  is the solar distance. To determine  $V(R)$  Parenago divides the sample into groups according to  $R$ . For every group  $\bar{f}$  was calculated – the mean value of  $f$  – and thereafter a smooth curve of  $\bar{f}(R)$  was drawn and  $V(R)$  was calculated. Besides, for  $\omega(R_\odot)$  the value

$$\omega(R_\odot) = 33 \text{ km/s/kpc}$$

was used, corresponding to the values of Oort constants  $A = 20 \text{ km/s/kpc}$  and  $B = -13 \text{ km/s/kpc}$ .

The averaging of  $f$  was made by Parenago with the weight

$$w = |\sin(l - l_0) \cos b|,$$

*i.e.* with the weight inversely proportional not to the square, but to the first power of mean fluctuations (error) of  $f$  resulting from peculiar stellar motions. As a result there is some looseness on the precision of  $\bar{f}$ . But it is not essential because of quite unimportant scatter of weights in groups. In addition, it is important to mention, that the mean error of  $\bar{f}$  was calculated by Parenago according to formula which is

---

individual ellipsoidal distributions and to sum over  $i$ . If we assume  $\epsilon_i^2$  to be small quantities, then for  $\Delta(-F_R R)$  we derive a formula similar to Eq. (2.8) with  $\epsilon$  replaced by

$$\bar{\epsilon}(R) = \frac{\sum_i \rho_i(R) \epsilon_i^2}{\sum_i \rho_i(R) \epsilon_i}.$$



valid only when weights are inversely proportional to the square of mean error. As a result the mean error of  $\bar{f}$  is underestimated, in some cases even highly (the mean errors given by Parenago must be multiplied by  $\sqrt{n/\sum w}$ , where  $n$  is the number of objects in group). This overestimation of the precision of averaged values of Camm function leads Parenago (1947) to make conclusions, which are rather uncertain on the basis of data at his disposal (the rotation law). But in the present case it is not essential, because the mean error of  $\bar{f}$  is small in any case.

As Parenago used for the solar distance from the galactic centre the value 8.0 kpc, being slightly larger than the value  $R_{\odot}$  accepted today (Kukarkin 1949), the Parenago's data need a little correction. The values of  $R$  and the values of the rotation velocity  $V$  corresponding to them must be slightly decreased.

Taking into account that for most of cepheids used by Parenago, the distance from the solar radius-vector does not exceed 2 kpc, it is easy to demonstrate that the decrease of  $R$  will be approximately the same for all (but not too small)  $R$  as the decrease of  $R_{\odot}$ , *i.e.* equal to 0.75 kpc. The result remains valid also when we take for the longitude of the Galactic centre not  $325^{\circ}$  as it was taken by Parenago, but according to Kukarkin  $330^{\circ}$ . At the same time the values of  $\bar{f}$  do not change significantly (not considering the variations of stochastic fluctuations).

For the correction of  $V$ , assuming that  $\omega(R_{\odot})$  does not change, we have

$$\Delta V = \omega(R_{\odot})\Delta R + f\Delta\left(\frac{R}{R_{\odot}}\right), \quad (2.11)$$

where  $\Delta R$  and  $\Delta\left(\frac{R}{R_{\odot}}\right)$  are the corrections for  $R$  and  $\frac{R}{R_{\odot}}$ . Since  $\Delta R = -0.75$  kpc, the first term in this formula equals to  $-25$  km/s. The second term is so small that for  $|R - R_{\odot}| < 2 - 3$  kpc it may be neglected.

Thus, for  $|R - R_{\odot}| < 2 - 3$  kpc the correction of Parenago's data reduces to decreasing the  $R$  by 0.75 kpc and increasing the  $V$  by 25 km/s. The rotational velocity corrected in that way is represented in Fig. 2.1 by continuous line for values of  $R$  from 5 kpc to 10 kpc.

The remaining parts of the rotation curve must be interpolated and extrapolated, because the range of  $R$  in Parenago's data on the rotation of long-period cepheids is limited. True, there is one value of  $\bar{f}$  for small  $R$  being far away beyond the limits of this interval. But this value of  $\bar{f}$  is based on the motion of three cepheids not belonging to the flat subsystem (they have  $|z| > 1.5$  kpc).

Rejecting the value of  $\bar{f}$  referred above, evidently not concerning the flat subsystem, we can interpolate the rotational curve for small  $R$  not in a form of nearly strict line, as it was done by Parenago, but in a form of significantly curved line, better corresponding to the expected rotational law for small  $R$  both from theoretical considerations and from the analogy with the rotation law of the Andromeda nebula (see e.g. Parenago 1948a). The part of the rotation curve, interpolated in that way, is represented in Fig. 2.1 by dashed line. In the same way also the extrapolated part is

## 2. On the mass distribution of the Galaxy

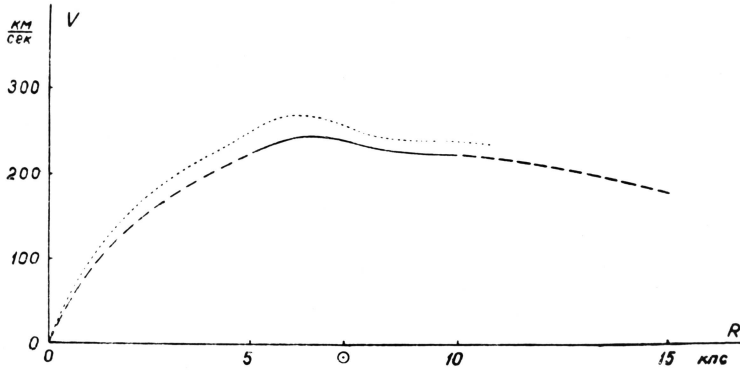


Figure 2.1.: Rotation velocity  $V$  (in units of km/s) as a function of galactocentric radius  $R$  (in kpc) of the Galaxy.

represented. The extrapolated part is calculated from Eqs. (2.9) and (2.2) after the extrapolation of  $\delta = 4\pi G\epsilon\rho a^2$  (see below).

The rotation velocities plotted in Fig. 2.1 are given also in Table 2.1 under the column  $V$ . In bold are the values of  $V$  resulting from the observational data; interpolated and extrapolated data of  $V$  is given in ordinary form. The table contains also several other columns, we will describe them below.

### 2.3.

As can be seen from the equations of the first section, in order to determine the surface density of the Galaxy, one needs to know the gradient of  $-F_R R^2$ , i.e.

$$\frac{d(-F_R R^2)}{dR} = \frac{d(V^2 R)}{dR} = V^2 + 2RV \frac{dV}{dR}.$$

For  $R \leq 10$  kpc the values of the gradient are calculated on the basis the rotation curve given above. These values are given in Table 2.1 under the column  $d(V^2 R)/dR$  and in Fig. 2.2. The data based on the observational and interpolated values are given by bold and continuous lines respectively.

Numerical integration of Eq. (2.8) gives us the correction  $\Delta(-F_R R) = \Delta V^2$ , transforming the problem of surface density calculation into the problem of its calculation for the flat disk model. Besides we supposed  $\epsilon = 1/4$  according to our recent study (Kuzmin 1952b).<sup>3</sup> Although the accepted value of  $\epsilon$  is quite large we may use Eq. (2.8) because  $\epsilon^2$  is always small. Corrected by  $\Delta V^2$  values of  $V$  are given in Table 2.1 under the column  $V_1$ . The corresponding curve is plotted in Fig. 2.1 by dotted line, indicating the rotation curve of the Galaxy in flat disk approximation.

<sup>3</sup>In fact,  $\epsilon$  is significantly less and equals approximately to 0.1. [Later footnote.]

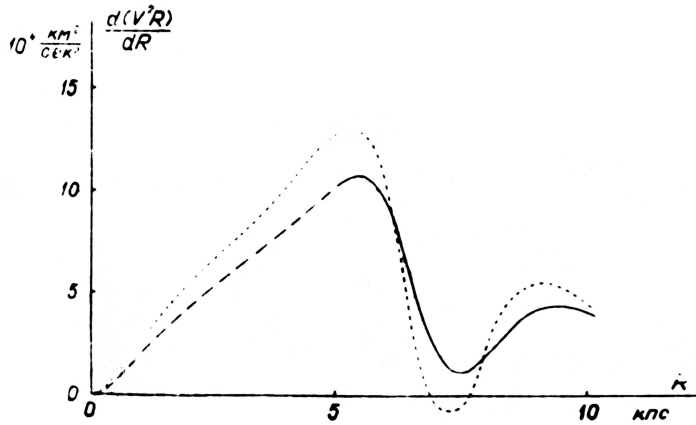


Figure 2.2.: Values of  $d(V^2 R)/dR$  (in units of  $10^4 \text{km}^2/\text{s}^2$ ) as a function of galactocentric radius  $R$  (in kpc).

From the curve  $V_1(R)$  we calculated the gradient of  $-F_R R^2$ , reduced to the flat disk model. This gradient is given in Table 2.1 under the column  $d(V_1^2 R)/dR$  and in Fig. 2.2 by dotted line. It is seen from Fig. 2.2 that the reduction to the flat disk model means the amplification of non-uniform nature of the gradient  $-F_R R^2$ . This is related to the fact that for flat mass distribution the circular velocity is more sensitive to surface density oscillations than in the case of mass distribution which is extended in  $z$ -direction.

It is important to mention that the curves of the gradient of  $-F_R R^2$  in Fig. 2.2 are quite uncertain because even small uncertainties of the rotation velocities influence the gradient significantly. But this uncertainty of the gradient curve does not influence the results of the surface density  $\sigma$ , because in calculation of  $\sigma$  the values of the gradient of  $-F_R R^2$  for different  $R$  are averaged.

Using the reduced values of the gradient of  $-F_R R^2$  (dotted curve in Fig. 2.2), and after performing numerical integration according to Eq. (2.5), we calculated the quantity<sup>4</sup>

$$\delta(a) = 4\pi G \epsilon \rho(a) a^2. \quad (2.12)$$

The results are given in Table 2.1 under the column  $\delta$ . As for all other data in that table the values of  $\delta$  are given as a function of  $R$ , *i.e.* in the galactic plane where  $a = R$ . Graphically  $\delta$  as a function of  $R$  is plotted in Fig. 2.3.

Knowing the function  $\delta(R)$  it is possible to find the spatial matter density  $\rho$  in the galactic plane, and to construct the curve  $\rho(R)$ . But these results do not carry much weight because of uncertainty of  $\epsilon$  and of the ellipsoidal model of the Galaxy.

<sup>4</sup>In subsequent papers, instead of  $\delta(a)$  the function  $\mu(a) = 4\pi\epsilon\rho(a)a^2$  is used, called “the mass function”. The notation  $\delta(R)$  (or  $\Delta(R)$ ) will be used to designate the mass surface density  $\sigma(R)$ . [Later footnote.]

## 2. On the mass distribution of the Galaxy

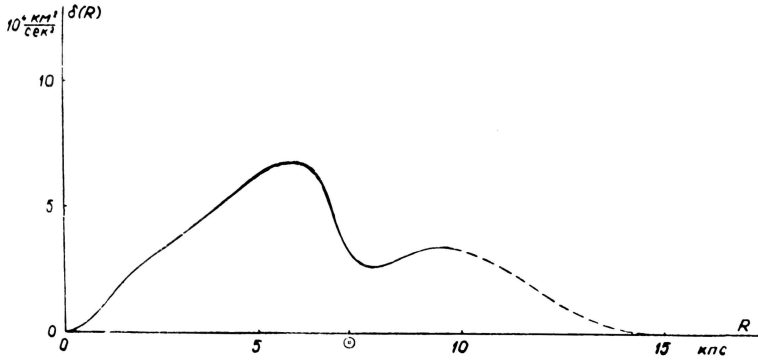


Figure 2.3.: Values of  $\delta(a)$  (in units of  $10^4 \text{km}^2/\text{s}^2$ ) as a function of galactocentric radius  $R$  (in kpc).

We would like to mention that for the solar neighbourhood  $\rho\epsilon = 0.9 \cdot 10^{-24} \text{g}/\text{cm}^3$ , being quite well in agreement with our previous result (Kuzmin 1952b)  $\rho = 3.4 \cdot 10^{-24} \text{g}/\text{cm}^3$  and  $\epsilon = 0.26$ .

The surface density, being most interesting for us, is calculated according to Eq. (2.3) from the equation

$$\sigma(R) = \frac{1}{2\pi G} \int_R^\infty \frac{\delta(a)}{\sqrt{a^2 - R^2}} \frac{da}{a}. \quad (2.13)$$

To use the equation one needs to extrapolate  $\delta(a)$  for  $a > 10$  kpc. The extrapolation was done within the assumptions that  $\delta$  is decreasing when  $a$  increases, and vanishes when  $a$  tends to some “effective radius” of the Galaxy, taken to be 15 kpc. The true radius of the Galaxy is surely noticeably larger, but for  $a > 15$  kpc  $\delta$  is probably very small and does not contribute significantly to the Galactic mass. The extrapolated values of  $\delta$  are also given in Table 2.1 and plotted in Fig. 2.3 as the dashed part of the curve.

After having performed numerical integration of Eq. (2.13) we derive the values of the surface density of the Galaxy and give them in Table 2.1 in  $\sigma(R)$  column and in graphical form in Fig. 2.4.<sup>5</sup> In bold are in Table 2.1 more certain values of  $\sigma$  being nearly independent of the extrapolated part of the curve  $\delta(R)$ . These more certain values of  $\sigma(R)$  are given in Fig. 2.4 by continuous line.

It is seen from Fig. 2.4 that the surface density curve is not completely smooth. The most certain part of it is highly bended. As a result in the vicinity of the Sun there is relative deficiency of the density, and at distances  $R$  approximately equal to

<sup>5</sup>According to contemporary data the distance scale is by 40 % greater than the one used in paper. Hence the surface density  $\sigma(R)$  and  $d \ln \sigma / dR$  decrease proportionally. In addition,  $\sigma(R)$  slightly decreases because of decreasing of  $\epsilon$ . The total mass increases. [Later footnote.]

Table 2.1.

$R$ kpc	$V$	$V_\infty$	$V_1$	$\frac{d(V^2 R)}{dR}$	$\frac{d(V^2 R)}{dR}$	$\delta(R)$	$\sigma(R)$
	km/s			$10^4 \text{ km}^2/\text{s}^2$			$\text{g}/\text{cm}^2$
0	0	508	0	0.0	0.0	0.0	0.29
1	82	500	94	1.8	2.3	1.0	0.26
2	136	484	153	4.2	5.3	2.6	0.20
3	172	464	193	6.2	7.6	3.8	0.15
4	200	442	223	8.0	10.0	5.0	0.12
5	224	418	250	<b>10.1</b>	12.6	6.3	<b>0.095</b>
6	243	394	270	<b>9.6</b>	10.4	6.8	<b>0.063</b>
7	243	370	263	<b>2.2</b>	-0.4	4.0	<b>0.033</b>
8	231	349	246	<b>2.0</b>	2.2	2.7	<b>0.024</b>
9	226	331	242	<b>4.2</b>	5.4	3.3	<b>0.020</b>
10	224	314	240	<b>4.1</b>	4.5	3.3	<b>0.014</b>
11	221	298	...	...	...	2.6	0.008
12	214	284	...	...	...	1.6	0.004
13	204	272	...	...	...	0.7	0.001
14	193	261	...	...	...	0.2	0.000
15	183	251	...	...	...	0.0	0.000

5 and 10 kpc, there is relative excess. This kind of behaviour of the density is related to the rotation curve (Fig. 2.1). The curve of  $\sigma(R)$  is roughly approximated with the exponential law with the mean gradient of the density logarithm

$$\frac{d \log \sigma}{dR} = -0.15 \text{ kpc}^{-1}.$$

Approximately similar value of  $d \log \sigma / dR$  is in the solar neighbourhood. This value of  $d \log \sigma / dR$  corresponds to the expected one, because it is slightly greater than the gradient of the density logarithm for flat subsystems and less than its value for the intermediate and spherical subsystems of the Galaxy (see e.g. Parenago 1948a).

After interpolating the data from Table 2.1 we obtain for the surface density in the solar neighbourhood ( $R = R_\odot = 7.25 \text{ kpc}$ ) the value

$$\sigma(R_\odot) = 0.030 \text{ g}/\text{cm}^2 = 143 \text{ M}_\odot/\text{pc}^2.$$

This value is less than our previous estimate (Kuzmin 1952b) of  $200 \text{ M}_\odot/\text{pc}^2$ . Thus the effective half-thickness of the Galaxy in solar neighbourhood  $\frac{1}{2}\sigma(R_\odot)/\rho(R_\odot)$  is also less, namely 1.4 kpc instead of 2.0 kpc.

In Galactic centre  $\sigma$  is  $0.29 \text{ g}/\text{cm}^2 = 1.4 \cdot 10^3 \text{ M}_\odot/\text{pc}^2$  and hence exceeds 10 times the surface density in the vicinity of the Sun. Yet the result is very uncertain. It depends highly on the interpolation of the rotation curve for small  $R$ .

## 2. On the mass distribution of the Galaxy

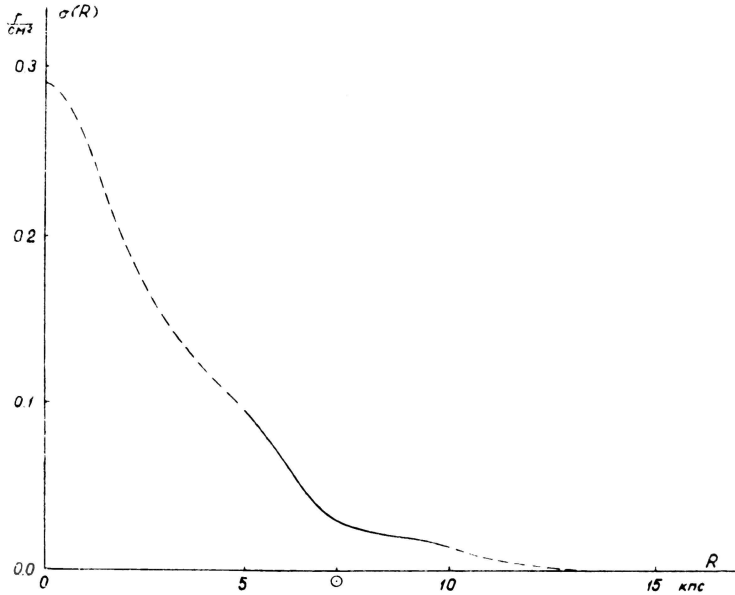


Figure 2.4.: Surface densities  $\sigma(R)$  (in units of  $\text{g}/\text{cm}^2$ ) as a function of galactocentric radius  $R$  (in kpc).

Knowing the function  $\sigma(R)$  or the function  $\delta(R)$ , we may estimate the total mass of the Galaxy  $M$  by using the formulae

$$M = 2\pi \int_0^{\infty} \sigma(R) R dR, \quad GM = \int_0^{\infty} \delta(a) da \quad (2.14)$$

(the second formula results from  $4\pi\epsilon\rho(a)a^2 da = \delta(a) da/G$  being the mass of the elementary ellipsoidal layer). The numerical integration give

$$M = 2.0 \cdot 10^{44} \text{ g} = 1.0 \cdot 10^{11} M_{\odot}.$$

This result is quite well in agreement with the result by Safronov (1952), who derived  $M = 1.1 \cdot 10^{11} M_{\odot}$ . Recently Parenago (1952) obtained for the Galactic mass  $1.83 \cdot 10^{11} M_{\odot}$ . This larger value of the mass was obtained by Parenago because of improbably high densities at the outer regions of the Galaxy, obtained due to his Galactic potential formula.

As we mentioned above, the rotation curve was extrapolated in the region  $R > 10$  kpc with the help of the function  $\delta(a)$  (Table 2.1 and Fig. 2.1). According to Eqs. (2.2), (2.9) and (2.12) we have

$$V^2 = \int_0^R \frac{\delta(a) da}{\sqrt{R^2 - a^2 e^2}}. \quad (2.15)$$

Calculating according to that formula the rotation velocities also for  $R \leq 10$  kpc we obtain quite good agreement with the initial data. This served as a check of calculations and correctness of used formulae.

In addition, the function  $\delta(a)$  was used to calculate the escape velocity in the galactic plane. For the square of  $V_\infty$  we have the equations

$$V_\infty^2 = 2 \int_R^\infty V^2 \frac{dR}{R}, \quad V_\infty^2 = 2 \int_0^\infty \delta(a) \chi \left( \frac{R}{a} \right) \frac{da}{a}. \quad (2.16)$$

The expression under the integral in the second equation is the potential of an elementary ellipsoidal layer in the equatorial plane of the Galaxy. The function  $\chi$  being proportional to that potential has a form

$$\chi \left( \frac{R}{a} \right) = \begin{cases} \frac{1}{e} \arcsin e & \text{for } R \leq a, \\ \frac{1}{e} \arcsin \frac{ae}{R} & \text{for } R \geq a. \end{cases} \quad (2.17)$$

The results of the calculations are given in Table 2.1 in the  $V_\infty$  column. Interpolation of the data from the Table gives for the solar neighbourhood  $V_\infty = 365$  km/s, *i.e.* by 52 per cent higher value than is the circular velocity (239 km/s). The derived value is significantly higher than the estimates by Parenago (1952) and by Ogorodnikov (1948). According to these estimates the escape velocity in solar neighbourhood exceeds the circular velocity only by 20–30 per cent. But these estimates are based on the potential expression which can be used only as an interpolation formula for more or less restricted region of space, and has some undetermined additive constant. The agreement is significantly better between our result and the result by Safronov (1952), who derived that in solar neighbourhood the escape velocity exceeds the circular velocity by 45 per cent.

## 2.4.

Together with the surface density of the gravitating matter of the Galaxy it is interesting to determine the surface luminosity density of the Galaxy.

We designate the surface light density by  $\sigma^*$ , and measure it in solar luminosities per square parsec.

It is not difficult to find the relation between  $\sigma^*$  and Galactic emission brightness in direction perpendicular to the equatorial plane of the system. Let us designate that brightness as  $I$ . Expressing the brightness in stars of zero-magnitude per square radian we have

$$I = \sigma^* 10^{-0.4(M_\odot - 5)}, \quad (2.18)$$

where  $M_\odot$  is the absolute magnitude of the Sun. Evidently, in the solar neighbourhood the brightness  $I$  equals the doubled brightness of stellar emission at the galactic pole. Expressing the last quantity in stars of 10-th magnitude per square degree and

## 2. On the mass distribution of the Galaxy

Table 2.2.

$m_{pg}$	$I'$
$-\infty \dots 3.5$	(5.0)
$3.5 \dots 7.5$	5.7
$7.5 \dots 11.5$	6.5
$11.5 \dots 15.5$	3.6
$15.5 \dots 19.5$	0.9
$19.5 \dots \infty$	(0.1)
$-\infty \dots \infty$	21.8

designating it by  $I'$ , we have for  $\sigma^*$  in the solar neighbourhood

$$\sigma^*(R_{\odot}) = 2 \left( \frac{1.8}{\pi} \right)^2 10^{0.4(M_{\odot}-5)} I'. \quad (2.19)$$

The emission brightness of stars at the galactic pole can be found from the distribution of stars according to their magnitudes  $m$  in direction of the galactic pole. It is calculated from the formula

$$I' = \int_{-\infty}^{\infty} A(m) 10^{-0.4(m-10)} dm, \quad (2.20)$$

where  $A(m)$  is the number of stars in direction of the galactic pole per square degree per unit interval of magnitudes. Using the data by Seares et al. (1925) we found that  $I' = 21.8$  stars of 10th photographic magnitudes per square degree. It results that a significant fraction of that quantity is due to quite bright stars, being hence probably quite nearby to the galactic plane. This can be seen from Table 2.2 where the contribution to the general brightness for individual ranges of  $m$  is given. The numbers in parentheses is extrapolated data.

The derived value of  $I'$  must be corrected for interstellar light absorption. It is known (see e.g. Parenago 1948a). that the total photographic absorption in direction to the galactic pole is approximately  $0^m.3$ .  $I'$  must be influenced by the absorption somewhat less, because a significant fraction of stars contributing to  $I'$  lie within the absorbing layer. Assuming the absorption to be for example  $0^m.2$  we have  $I' = 26$  stars of 10th magnitude per square degree.

Because the absolute photographic magnitude of the Sun is  $+5.3$ , the surface light density in the solar neighbourhood is (Eq. (2.19))  $\sigma^*(R_{\odot}) = 22 L_{\odot}/pc^2$ .

Comparing the result with the value derived for the surface mass density in the solar neighbourhood, we derive that their ratio is

$$\frac{\sigma(R_{\odot})}{\sigma^*(R_{\odot})} = 6.5.$$



This value is slightly less than the mass-to-luminosity ratio for the Andromeda and Triangulum nebulae (see e.g. Parenago 1948a). But it is still larger than the mass-to-luminosity ratio for regions near to the Sun. The last quantity is easy to estimate. For the spatial light density  $\rho^*$  in units of solar luminosities per cubic parsec we have

$$\rho^* = D \int_{-\infty}^{\infty} \varphi(M) 10^{-0.4(M-M_{\odot})} dM, \quad (2.21)$$

where  $D$  is the spatial density of stars,  $\varphi$  – the luminosity function, and  $M$  – the absolute magnitude. Taking  $D\varphi(M)$  according to Parenago (1946)<sup>6</sup> we find  $\rho^*(R_{\odot}) = 0.06$  solar photographic luminosities per  $\text{pc}^3$ . From other side, according to the author (Kuzmin 1952b), the density of gravitating matter near to the Sun is  $0.05 M_{\odot}/\text{pc}^3$ . Hence,

$$\frac{\rho(R_{\odot})}{\rho^*(R_{\odot})} = 0.8.$$

Therefore, in the solar neighbourhood  $\sigma/\sigma^*$  is eight times larger than  $\rho/\rho^*$ .<sup>7</sup>

This high difference between the ratios of  $\sigma/\sigma^*$  and  $\rho/\rho^*$  is related to different concentrations of the gravitating and luminous matter of the Galaxy. The equivalent half-thickness of the gravitating matter  $\frac{1}{2}\sigma/\rho$  is 1.4 kpc, the equivalent half-thickness of the luminous matter  $\frac{1}{2}\sigma^*/\rho^*$  is only 0.2 kpc. This difference in concentrations of gravitating and luminous matter was obtained already in our previous paper (Kuzmin 1952b). It can be easily understood because more spheroidal Galactic subsystems have larger mass-to-light ratios.

As a conclusion the author thanks A. S. Sharov for presenting the result of the paper by Wyse and Mayall, being absent in the library of Tartu Observatory, and J. Einasto for help in calculations and for discussions of the paper.

1952

---

<sup>6</sup>As it is known,  $\varphi(M)$  for  $M > +10$  is quite uncertain. But this is not essential, because even the stars with  $M > +6$  practically do not contribute to  $\rho^*$ .

<sup>7</sup>As the mass surface density  $\sigma(R)$  must be taken smaller, the ratio of surface mass and light densities must decrease up to  $\sigma/\sigma^* = 4$  (at  $R = R_{\odot}$ ). From the other side, because  $\rho$  must be increased nearly two times, the ratio  $\rho/\rho^*$  increases up to 1.5. The difference between  $\sigma/\sigma^*$  and  $\rho/\rho^*$  becomes much less. But it still remains significant. Correspondingly less is also the difference between equivalent half-thicknesses. The equivalent half-thickness of gravitating matter decreases to 0.6 kpc. [Later footnote.]

## 2. *On the mass distribution of the Galaxy*

### 3. On the gravitational potential of a stationary galaxy and the third integral of stellar motions<sup>1</sup>

One of the basic problems of practical stellar dynamics is the determination of the gravitational potential of the Galaxy and its mass distribution. Essential results by Kukarkin, Parenago, etc, (Parenago 1948a) in analysing the spatial and kinematical structure of Galactic subsystems enabled to make first steps in solution of the above mentioned problem. We have in mind first of all the recent works of P. P. Parenago in establishing the problem and solving it in first approximation (Parenago 1950a, 1952). The studies by P. P. Parenago stimulated growing interest to the problems of practical stellar dynamics. Nearly simultaneously with the recent papers by Parenago also the author of the present paper published his investigations on the problem of Galactic mass distribution and gravitational potential (Kuzmin 1952b,a). Continuing these studies the author succeeded to derive some new results, in particular on the problem of the third integral of stellar motion and related problem of Galactic structure. The aim of the present paper is to give a short critical review of the present situation with presenting of a series of new results.

In determining the gravitational potential of the Galaxy the initial observational data are, firstly, data on the rotation of Galactic subsystems, and secondly, data on the stellar motion perpendicular to the galactic plane and the distribution of the spatial density in the same direction.

The data on the rotation of Galactic subsystems can be used to determine the gravitational potential as a function of the distance from Galactic axis  $R$ . In case of flat subsystems the rotational velocity is nearly equal to the circular velocity enabling to derive the radial acceleration and hence, the radial gradient of the potential. However, in order to determine the radial acceleration, it is recommended and in some cases even necessary to use also data on the rotation of intermediate and even spherical subsystems. For these subsystems it is needed to use the statistical equations of motion. We may use the Jeans equations (Jeans 1922) correcting them for the effect of velocity ellipsoid's obliquity about the galactic plane. As we shall demonstrate below the existence of the obliquity beyond the galactic plane is quite probable. In addition, the Jeans equations must be modified by taking into account the Lindblad-Oort relation (Lindblad 1927; Oort 1928), connecting the velocity ellipsoid's axial ratio with the radial gradient of the rotational velocity. (This relation may be derived

---

<sup>1</sup> Tartu Astron. Observatory, Teated, No. 1, 1954; Report in a common meeting of the Astron. Council of Acad. Sci. USSR and the Inst. Phys. and Astron. Acad. Sci. Estonian SSR, May 27–29, 1953, Tartu. Published also in Notices of the Acad. Sci. Estonian SSR **2**, 368, 1953.

### 3. The third integral of stellar motions

from the similar kind of general considerations as the Jeans equation.<sup>2)</sup> In this case we have for galactic plane

$$-R \frac{\partial \Phi}{\partial R} = V^2 + q\sigma_R^2, \quad (3.1)$$

where  $\Phi$  is the gravitational potential,  $V$  – the circular velocity,  $\sigma_R$  – the dispersion of  $R$ -component of velocities and

$$q = -\frac{\partial \ln(D\sigma_R^2\omega^{-1/2})}{\partial \ln R} + q_1. \quad (3.2)$$

In the last formula  $D$  is the spatial density of stars,  $\omega$  – the angular rotational velocity and  $q_1$  the term, accounting the velocity ellipsoid's obliquity. This term has a form

$$q_1 = -\left(1 - \frac{\sigma_z^2}{\sigma_R^2}\right) \frac{R}{R_c}, \quad (3.3)$$

where  $\sigma_z^2$  is the dispersion of velocities  $z$ -component,  $R_c$  is the distance from the convergent point of velocity ellipsoid's major axis directions near the galactic plane. [see Appendix A.]

Equation (3.1) accounts the obliquity of the velocity ellipsoid about the galactic plane and the radial gradient of the dispersion  $\sigma_R$ , and is thus more general than the usually used Oort equation for stellar motion asymmetry (Oort 1928). The term  $q\sigma_R^2$ , determining the asymmetric drift, is negligibly small for flat subsystems. For intermediate subsystems it is like a small correction, for spherical subsystems becomes dominating. The coefficient  $q$  is determined mainly by the radial gradient of the spatial stellar density, because the gradients of  $\sigma_R^2$  and of  $\omega^{-1/2}$  and the term  $q_1$  are probably relatively small. The term  $q_1$  is not easy to determine from observational data; it is needed to limit with approximate estimations on the basis of theoretical considerations.

The data on the rotation of the subsystem of long-period cepheids, studied by Parenago (1948b), enable quite firmly to estimate the radial acceleration for distances from  $R = 5$  kpc to  $R = 10$  kpc. For  $R > 10$  kpc the corresponding data are nearly absent. For  $R < 5$  kpc the radial gradient is possible to determine only approximately on the basis of the rotations of planetary nebulae subsystem, and of intermediate subsystem of long-period cepheids<sup>3</sup>, and on the basis of the spatial and kinematical structure of spherical subsystems. In last case the radial acceleration is determined mainly by the second term in Eq. (3.1), enabling to estimate it. It is needed to mention, that this term was quite firmly determined in the solar neighbourhood, enabling

<sup>2</sup>We have in mind the using of hydrodynamic equations of stellar dynamics (“statistical equations of motion”) [Later footnote.]

<sup>3</sup>It is known, that part of long-period cepheids have larger velocity dispersion. On the basis of that and of the centroid velocity these cepheids belong not to the spherical, but to the intermediate subsystem as well as the planetary nebulae.

to determine the circular velocity in the vicinity of the Sun independently of the Oort constants and of the solar distance from Galactic centre. This kind of circular velocity determination was done by Parenago (1950b) by using Oort formula for asymmetry. The result coincides with the estimate on the basis of the Oort constants and removes some uncertainty due to uncertain value of constant  $B$ .

The rotation velocity curve of the Galaxy is plotted in Fig. 3.1. We took it from our paper (Kuzmin 1952a). The continuous part of the curve corresponds to somewhat smoothed data of the rotation of long-period cepheid's subsystem at radii from  $R = 5$  kpc to  $R = 10$  kpc. The extrapolated and interpolated parts of the figure are given by dashed lines. The three points correspond to the crude circular velocity estimations for small  $R$  (the points with error bars are derived for intermediate subsystems, a point in parentheses for spherical).

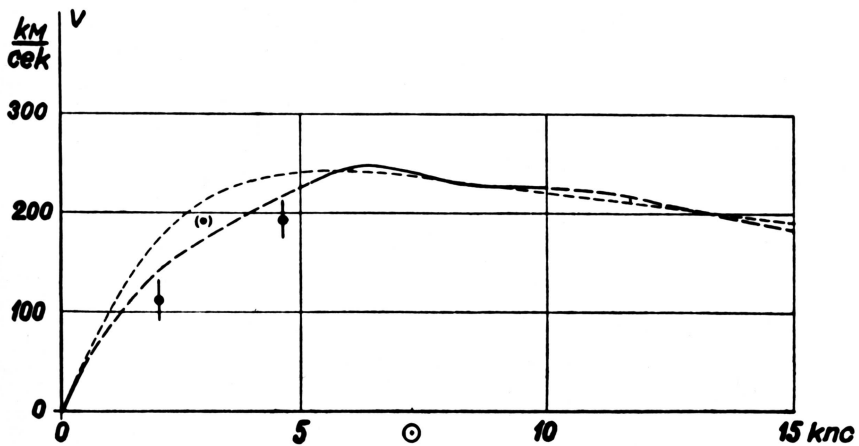


Figure 3.1.: Rotation velocities (in units of km/s) as a function of galactocentric radius  $R$  (in kpc) of the Galaxy.

In well-studied region the circular velocity curve has a notable curvature and a turning point. In that region the velocity curve differs notably from the smooth Lindblad's rotational law (Lindblad 1933)<sup>4</sup>

$$V = \frac{c_3 R}{c_1 + c_2 R^2}, \quad (3.4)$$

where  $c_1$ ,  $c_2$ ,  $c_3$  are constants. True enough, the rotation curve in Fig. 3.1 may be somewhat distorted due to the errors in long-period cepheid distances, because of

<sup>4</sup>The rotational law (3.4) would be more correct to call the Eddington-Charlier law. Charlier (C.L. Charlier, Lund Medd. No. 82, 1917) derived the law (3.4) by assuming that the velocity distribution is biaxial Schwarzschild's distribution. But even earlier Eddington (1915b), proposing the triaxial Schwarzschild's distribution derived more general law, giving Eq. (3.4) for  $z = 0$ . [Later footnote.]

### 3. The third integral of stellar motions

non-perfect extinction corrections. But nevertheless it seems for us justified to consider the possible reality of the deviations from Eq. (3.4) at the referred interval of  $R$ . Probably the law (3.4) is usable only as an approximate interpolation formula, especially for flat subsystems. It is evidently not usable as a formula for circular velocity at large  $R$ , giving too steep decrease of the radial acceleration with  $R$ .

For flat subsystems the referred law is also theoretically not too well emphasised. It was derived under the assumption that velocity distribution is precisely Schwarzschild's or generally ellipsoidal. This kind of assumption can be done when analysing a mathematical model, but not in studying the real Galaxy. Without that assumption nothing concrete about the rotation law can be derived, with the exception that rotation velocity must practically coincide with the circular one. The velocity dispersion is small and the velocity distribution is Schwarzschild's one only when the phase density is proportional to  $e^{kf}$ , where  $k$  is quite large positive constant and  $f$  is a smoothly varying function of the integrals of motion with only one maximum in velocity space. It is easy to demonstrate that in this case the resulting velocity distribution is the Schwarzschild's one by expanding the function  $f$  in Taylor's series around the maximum of the phase density in velocity space. Because  $k$  is large, only the first, quadratic with respect to velocities terms, are important. But although the velocity distribution results to be Schwarzschild independently of the form of the function  $f$ , the rotation law depends on the function  $f$ , and without knowing it nothing can be said about the rotation law. True, the function  $f$  must be somewhat restricted to avoid too large radial gradient of spatial stellar density. It gives us that the rotation velocity nearly coincides with circular velocity. But the restrictions on the function  $f$  depend on the circular velocity law (and not in the opposite way) and again nothing definite can be said about the rotation curve. [see Appendix B.]

Hence, the rotation velocity law (3.4) from one side is not sufficiently emphasised by the observational data, from other side it is badly emphasised by the theory. For this reason the analysis of Galactic rotation, particularly of its flat subsystems, must not be done by determining the parameters of that law, but by detailed study of rotation velocities as a function of  $R$ , and calculating thereafter the radial acceleration and the potential.

One can not agree with Parenago (1950a, 1952) accepting in his papers on the Galactic potential the law (3.4) for the circular velocity, and deriving from it the expression for the potential in galactic plane. For small  $R$  the law can be used as an approximate interpolating formula, but for large  $R$  it is completely unacceptable. It gives for the Galaxy zero total mass, because the corresponding potential vanishes faster than  $R^{-1}$ . The zero mass indicates that for some regions the spatial density is negative. This is just the case. For large distances from galactic plane Parenago obtained negative densities.

Too fast decrease of the potential for large  $R$ , giving zero total mass, results because the radial acceleration according to (3.4) decreases also too fast with increasing of  $R$ . But this influences (decreases) the potential not only for large  $R$ , but for all values of  $R$ , because the potential results via integration of the radial acceleration from

given  $R$  to  $\infty$ . This gives highly lowered values for the escape velocities in Parenago's model (in particular, 300 km/s in the vicinity of the Sun). But it does not mean that his formula for the Galactic potential is completely useless. It can be used as more or less approximate interpolating formula for not too large distances from the Galactic centre. And there remains unknown a certain additive constant.

Knowing the radial acceleration near the galactic plane it is possible to derive some data on the mass distribution of the Galaxy. It is possible to calculate the surface density of the Galaxy, *i.e.* the density projected onto galactic plane. The similar problem for the Andromeda and Triangulum nebulae were solved by Wyse & Mayall (1942), who used a flat disk model. An attempt to solve the problem for our Galaxy was done in our referred above paper (Kuzmin 1952a), where the problem was discussed in a more general way, besides it was taken into account a finite "thickness" of the Galaxy. However, the correction for "thickness" only slightly influences the results. Even more less the results must depend from the density decrease law, when moving away from galactic plane. Assuming the equidensity surfaces to be spheroids, the surface density  $\delta$  is calculated according to the equation

$$\delta = \frac{1}{2\pi} \int \frac{\mu(a)da}{a\sqrt{a^2 - R^2}}, \quad (3.5)$$

where  $\mu(a)da$  is the mass between the equidensity spheroids with major semiaxis  $a$  and  $a + da$ . The function  $\mu(a)$ , as it was demonstrated in our paper, is related with the radial acceleration in the galactic plane via equation

$$-\frac{\partial\Phi}{\partial R}R = G \int_0^R \frac{\mu(a)da}{\sqrt{R^2 - a^2e^2}}, \quad (3.6)$$

where  $G$  is the gravitational constant and  $e$  – the eccentricity of the meridional sections of equidensity spheroids. For  $e = 1$  we have a flat model of the Galaxy. In this case the integral equation (3.6) reduces to the Abel's equation, and  $\mu(a)$  is soluble by quadratures. To take into account the "thickness" of the Galaxy, it is needed to add a certain correction to the derived result. An expression for the correction is given in the referred paper.

Despite to the fact that data about the radial acceleration near the galactic plane are far from complete, it is possible to derive quite firm results for the surface density, especially near to the Sun (Kuzmin 1952a). In Fig. 3.2 the surface density curve corresponding to the circular velocity curve of Fig. 3.1 is plotted. Near the Sun the surface density equals to  $140 M_{\odot}/\text{pc}^2$ . This is about two times higher than the result derived by Oort (1932) from stellar-statistical data, and by taking into account the interstellar matter<sup>5</sup>. In part the discrepancy may be explained, because Oort did not take into account the spherical Galactic subsystems. The surface density curve

---

<sup>5</sup>Because the distance scale was overestimated, our surface density must be decreased, and the discrepancy with Oort's result decreases. [Later footnote.]

### 3. The third integral of stellar motions

plotted in Fig. 3.2 can be quite well approximated by an exponential law with the radial gradient of  $\ln \delta$  equals to  $0.15 \text{ kpc}^{-1}$ . The result seems to be acceptable.

It is interesting to note that the details in most firmly established part of the surface density curve (continuous line) represent the details of spherical subsystem's density distribution (Kukarkin 1949). This may serve as an argument in support to the considerable role of spherical subsystems in Galactic mass distribution.<sup>6</sup>

In addition to the surface density the data on the radial acceleration enable us to estimate the total mass of the Galaxy, and to calculate the escape velocity at different  $R$  in the galactic plane. On the basis of the discussion above, evidently the mass and the escape velocity will depend considerably on the extrapolation of the circular velocity for  $R > 10 \text{ kpc}$ . To avoid negative densities, it is reasonable to make the extrapolation indirectly, by extrapolating the function  $\mu(a)$ , which must be non-negative and vanish when  $a$  approaches a certain limit, taken to be the effective radius of the Galaxy. The results, derived by Kuzmin (1952a) for the mass and the escape velocity, are the following: Galactic mass is  $100 \cdot 10^9 M_{\odot}$ , the escape velocity near the Sun is  $365 \text{ km/s}$ . These results agree quite well with the results by Safronov (1952), derived in somewhat different way. As it was expected, the escape velocity results to be significantly higher than it was obtained by Parenago. It exceeds the circular velocity by  $125 \text{ km/s}$  or  $52 \text{ per cent}$ .

It is possible to disagree with us, by arguing that large escape velocity is in contradiction with the data on the asymmetry of stellar motions, enabling Oort to conclude that the escape velocity exceeds the circular velocity only by  $65 \text{ km/s}$ . However, as it was noted already by Bottlinger (1932), the nearly complete absence of stars with velocities exceeding the circular velocity by more than  $65 \text{ km/s}$  indicates to the finite dimensions of the Galaxy, and not to the escape velocity. We can not agree with these authors, who take the difference between the escape and circular velocities to be  $65 \text{ km/s}$ . That this value is too small, is seen even from the paper by Perek (1948), who used this value in his calculations, and obtained completely unacceptable results for the position of the Sun in the Galaxy. The Sun lies in his model in a very periphery of the system.

Up to now we analysed the gravitational potential of the Galaxy as a function of distance from the galactic axis  $R$ , and the observational data we used as a function of that distance. Now we study the potential as a function of the distance from the galactic plane  $z$ . Also the data on the kinematics and spatial distribution of stars in the direction perpendicular to the galactic plane. In processing these data it is needed again to use the corresponding statistical equations by Jeans (1922). Yet the using of Jeans equation is complicated, because we must know the  $z$ -component velocity dispersion of stars at various distances from the galactic plane, but these data are absent at present. The difficulties can be overcome by using the data on the distribution of velocity  $z$ -components near to the galactic plane. This was done by

---

<sup>6</sup>In a subsequent paper (Kuzmin 1956b), we found a more smooth surface density distribution. But some waves similar to those in Fig. 3.2, although not so strong, exist. [Later footnote.]



Oort in his known paper on the attraction in direction perpendicular to the galactic plane (Oort 1932). In fact, Oort used the equation, obtained by us in the following form (Kuzmin 1952b)

$$D = \int_{-\infty}^{\infty} F[v_z^2 - 2(\Phi - \Phi_0)]dv_z. \quad (3.7)$$

Here  $\Phi$  is the potential,  $\Phi_0$  – the potential in galactic plane,  $v_z$  – velocity  $z$ -component,  $F(v_z^2)$  – the distribution function of velocity  $z$ -components in galactic plane, and  $D$  – spatial density of stars. Besides,  $D$ ,  $F$ ,  $\Phi$ ,  $\Phi_0$  is assumed to belong to the same value of  $R$ . When the function  $F$  is known, Eq. (3.7) enables to calculate the spatial distribution as a function of difference  $\Phi - \Phi_0$ , enabling further by knowing the spatial density as a function of  $z$  to find the referred difference as a function of  $z$ . As we shall see, there is no need to use successive iterations, as it was done by Oort using in his calculations also Jeans equation.

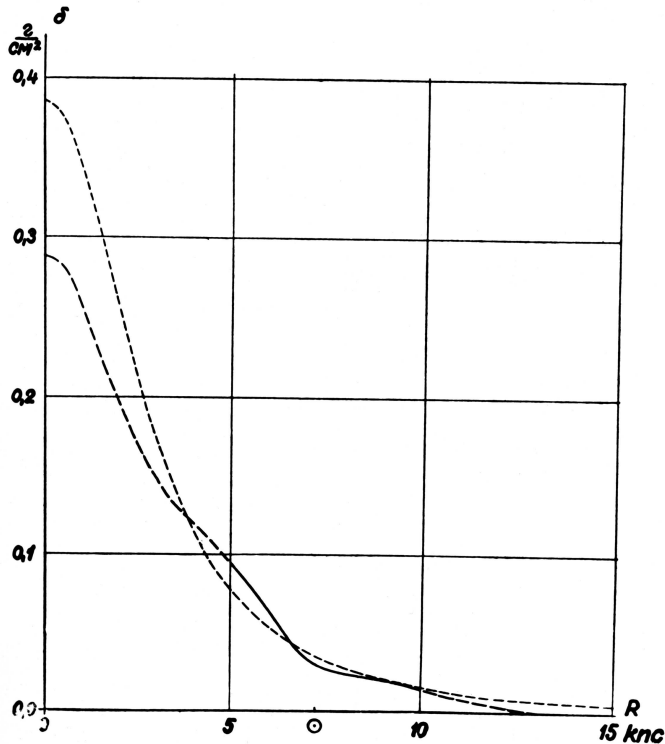


Figure 3.2.: Surface densities (in units of  $\text{g}/\text{cm}^2$ ) as a function of galactocentric radius  $R$  (in kpc).

Equation (3.7) was derived under the assumption of stationarity and axial symmetry of the Galaxy. The obliquity of the velocity ellipsoid about the galactic plane was

### 3. The third integral of stellar motions

not taken into account. This kind of obliquity must cause the explicit dependence of the function  $F$  on  $z$ . But it can be demonstrated, that for flat subsystems the dependence is not significant. For intermediate and spherical subsystems the dependence may be significant.

For individual subsystems of the Galaxy the velocity  $z$ -component distribution may be assumed to be approximately Gaussian. Hence Eq. (3.7) takes the form

$$D = D_0 \exp\left(\frac{\Phi - \Phi_0}{\sigma_z^2}\right), \quad (3.8)$$

where  $D_0$  is the spatial stellar density in galactic plane, and  $\sigma_z$  – the dispersion of velocity's  $z$ -component, being in this case independent of  $z$ . Near to the galactic plane the equation turns to the following

$$D = D_0 \exp\left(-\frac{z^2}{2\zeta^2}\right), \quad (3.9)$$

where  $\zeta$  is related with  $\sigma_z$  via

$$\frac{\sigma_z}{\zeta} = C, \quad C^2 = -\left[\frac{\partial^2 \Phi}{\partial z^2}\right]_{z=0}. \quad (3.10)$$

Equations (3.8) and (3.9) result also from Jeans equation when  $\sigma_z$  is taken to be independent of  $z$ . They do not take into account the obliquity of the velocity ellipsoid about the galactic plane, being important only for the intermediate and the spherical subsystems.

Galactic potential for most wide range of  $z$  was studied by Parenago (1952), who applied Eq. (3.8) and used the data obtained by Kukarkin (1949) on the spatial density of cepheids and Mira stars. Unfortunately, because the accepted for  $\sigma_z$  values were quite uncertain, and the obliquity of the velocity ellipsoid about the galactic plane and possible gradient of  $\sigma_z$  with  $z$  were not taken into account, the results can not be handled as certain. Significantly more precise results for the potential near to the galactic plane may be obtained by determining the constant  $C$  in the solar neighbourhood. Here the data for several Galactic subsystems may be used. This kind of analysis was done by Oort in the referred above paper (Oort 1932). But the data used by him are somewhat out of date, and the constant  $C$  needs to be revised. A trial in this direction was done in our referred above paper (Kuzmin 1952b). By processing the data on the proper motions of A-stars and K-giants near to the galactic equator we derived  $C = 56 \pm 5$  km/s per kiloparsec. This is less than Oort's result  $C = 73$  km/s per kiloparsec. The value of  $C$  was determined also by Parenago (1952) from cepheids and Mira stars, and the result was near to Oort's one. However, his result seems to have smaller precision than ours. He used Kukarkin (1949) data on short-period cepheids and Mira stars, and extrapolated them for small  $z$ . But the extrapolation can be done only very approximately. True enough, for small  $z$  we have the data on the spatial density of long-period cepheids, but the velocity dispersion  $\sigma_z$

for these stars is very uncertain. Meanwhile, also our value for  $C$  is not very certain, and may be underestimated because of some systematic errors. But despite of it quite probably  $C$  is somewhat less than Oort's value.

Knowing the potential as a function of  $R$  and  $z$  it is possible to calculate the spatial density of matter from the Poisson's equation. Introducing the Oort constants  $A$  and  $B$  for the motion in circular orbit, we have the Poisson's equation for the regions near to the galactic plane in the form

$$4\pi G\rho = C^2 - 2(A^2 - B^2), \quad (3.11)$$

where  $\rho$  is the density. This equation was derived by Lindblad (1938). Later it was independently derived by Parenago (1952) and by the author (Kuzmin 1952b), and as it seems, first used in real calculations. (Oort in his referred paper (Oort 1932) also calculated the matter density. But he did not use the Poisson's equation, but preferred to calculate the density from Galactic model, consisting of homogeneous spheroids. Later this method was used by Safronov (1952)).

In our paper we obtained with help of Eq. (3.11) for the density in the solar neighbourhood a value  $0.05 \pm 0.01 M_{\odot}/\text{pc}^3$ . This result is about two times less than Oort's estimate, and is related with smaller value of  $C$ . The derived density only slightly exceeds the density due to stars. But because our earlier value of  $C$  is underestimated, the real density must be larger, although probably not as large as Oort's value.

The mass density in the solar vicinity was determined by Parenago (1952), Safronov (1952), Schilt (1950) etc. Schilt obtained quite absurd result, indicating that the method used by him can not be used. The results by Parenago and Safronov are similar to Oort's. However, this coincidence does not confirm the correctness of Oort's value. The value of  $C$ , derived by Parenago, is very uncertain, as we mentioned already. Safronov used Oort's value of  $C$  without determining it again. True enough, Safronov calculated the density not only from value of  $C$ , but also independently by using galactic rotation, and obtained again a result close to Oort's value. It confirms only that the Galactic flatness used by Safronov agrees with Oort's value of  $C$ . But the Galactic flatness is a quantity, needed himself to be determined from dynamical considerations.

To determine the Galactic flatness, data on the spatial density near to the Galactic plane and on the Galactic surface density are needed, enabling to determine the equivalent half-thickness of the Galaxy. According to our results the equivalent half-thickness of the Galaxy in the solar neighbourhood is 1.4 kpc (Kuzmin 1952a). This result is evidently overestimated, not only because of too small value for the spatial density, but also because of slightly high surface densities. But despite of that it seems probable that the equivalent half-thickness of the Galaxy in the solar neighbourhood may be as large as one kiloparsec. If we assume the Galaxy to be spheroidal, this equivalent half-thickness corresponds to the axial ratio about 1/5. Hence the Galactic flatness is quite moderate. It seems that Galactic flatness is less than usually accepted, and that the mass of spherical subsystems is significant. This conclusion agrees with

### 3. The third integral of stellar motions

Parenago (1949) result on large number of subdwarfs and Pikelner (1953) results that a significant amount of the interstellar gas belongs to the spherical subsystem.

Above we discussed the problems of the determination of Galactic potential and the mass distribution. It remains to present some results on the possible structure of the Galaxy, related with the third integral of motion. It is known that one of the problems of the dynamics of stationary Galaxy is to explain the triaxial velocity distribution. Usually it is assumed according to Jeans (1915) that the phase density of stars is a function of two integrals of motion – the energy integral  $I_1$  and the angular momentum integral  $I_2$ . But in this case the velocity distribution is symmetrical about the axis, laying in the direction of galactic rotation. In real Galaxy the velocity distribution is triaxial with the longest axis of the velocity ellipsoid, directed more or less radially. This difficulty can be removed if we assume the existence of the third integral of motion. Lindblad (1933) proposed the third integral to be the energy integral in  $z$ -coordinate<sup>7</sup>

$$I_3 = v_z^2 - 2(\Phi - \Phi_0). \quad (3.12)$$

Strictly said, this integral is an integral only then when the potential is a sum of a function of  $R$  and a function of  $z$ , *i.e.* when  $\partial^2\Phi/\partial R\partial z = 0$ . For the Galaxy as a whole the condition surely is not valid; but when limiting to the vicinity of galactic plane and a small range of  $R$ , the condition may be expected to be valid with sufficient precision. Thus for stars, moving in nearly circular orbits,  $I_3$  remains nearly constant. It follows now, that for stars of flat subsystems the phase density can be supposed to be a function of not only  $I_1$  and  $I_2$ , but also of  $I_3$ . The velocity distribution for flat subsystems results to be triaxial.

But the velocity distribution is triaxial not only for flat, but also for intermediate and spherical subsystems. For spherical subsystems the Lindblad's integral can not be used, and it is needed to find the third integral in more general form. Because the velocity distribution for individual subsystems is nearly Schwarzschild's one, it is reasonable to demand that the third integral must permit Schwarzschild's velocity distribution.<sup>8</sup> For that reason it is needed to search it as a quadratic form in respect to velocity components. When we assume the third integral to be independent of galactocentric longitude, it results that the integral  $I_3$  must have the form

$$I_3 = (Rv_z - zv_R)^2 + z^2v_\theta^2 + z_0^2(v_z^2 - 2\Phi^*), \quad (3.13)$$

---

<sup>7</sup>An additional reference is B. Lindblad, Stockholm Medd. No. 11, 1933. A little earlier the form of the integral (3.12) proposed by Oort (1932). Therefore, the integral is appropriate to call as the Oort-Lindblad integral. [Later footnote.]

<sup>8</sup>The third integral being quadratic with respect to velocities allows the Schwarzschild's ellipsoidal velocity distribution. But from the quadratic form of the integral does not follow that the velocity distribution must be necessarily Schwarzschild's one or even ellipsoidal. We do not agree with Perek (L.Perek, Adv. Astron. Astroph. **1**, 165, 1962) classifying our mass distribution model of the Galaxy, basing on quadratic third integral, to those models basing on the assumption of ellipsoidal velocity distribution. A model with ellipsoidal velocity distribution, strictly speaking, is even impossible, as it was mentioned already by Eddington (1915b). [Later footnote.]

where  $v_R$ ,  $v_z$  and  $v_\theta$  are the velocity  $R$ ,  $z$  and  $\theta$  components respectively,  $z_0$  is a constant and  $\Phi^*$  is a function, satisfying the conditions

$$\frac{\partial \Phi^*}{\partial R} = \frac{z^2}{z_0^2} \frac{\partial \Phi}{\partial R} - \frac{Rz}{z_0^2} \frac{\partial \Phi}{\partial z}, \quad \frac{\partial \Phi^*}{\partial z} = \left(1 + \frac{R^2}{z_0^2}\right) \frac{\partial \Phi}{\partial z} - \frac{Rz}{z_0^2} \frac{\partial \Phi}{\partial R}. \quad (3.14)$$

The first two terms in the expression of the integral are the square of the angular momentum component, directed parallel to the galactic plane. The last term has a form of the energy integral in  $z$ -coordinate, but instead of the potential it contains the function  $\Phi^*$ .

The function  $\Phi^*$  must satisfy simultaneously both equations (3.14). Hence  $\partial^2 \Phi^* / \partial R \partial z$  from both equations must be the same. It gives us the condition for the existence of integral (3.13)

$$3 \left( z \frac{\partial \Phi}{\partial R} - R \frac{\partial \Phi}{\partial z} \right) - (R^2 + z_0^2 - z^2) \frac{\partial^2 \Phi}{\partial R \partial z} + Rz \left( \frac{\partial^2 \Phi}{\partial R^2} - \frac{\partial^2 \Phi}{\partial z^2} \right) = 0. \quad (3.15)$$

In its form the condition coincides with the condition, known from general dynamics (Whittaker 1904, Sect. 152) as the condition for the existence of quadratic in respect to velocity components integral for planar motions. Oort (1928) in his well known paper on the dynamics of the Galaxy also derived the same condition as the condition of triaxial Schwarzschild's velocity distribution. He thought that the condition can not be fulfilled, and concluded that the theory enables only biaxial velocity distribution. The observed triaxiality he explained by accepting that stellar motions satisfy the condition for  $\partial^2 \Phi / \partial R \partial z$ . But as we mentioned already, this condition can be used only for flat subsystems. To explain the triaxiality for intermediate and spherical subsystems it is needed to start from more general condition (3.15). If we assume that it is valid within sufficient precision for these subsystems, the phase density of stars must be a function of  $I_1$ ,  $I_2$ ,  $I_3$ , and the resulting velocity distribution must be triaxial.

The condition (3.15) is more general, when compared with  $\partial^2 \Phi / \partial R \partial z$ , and more easily fulfilled, because it contains an arbitrary constant  $z_0$ , which we may choose according to our potential in the region, where stellar motion take place. Because the triaxial velocity distribution was observed also for spherical subsystems, it may be supposed that  $z_0$  is approximately constant over quite large regions. It would be very interesting to determine  $z_0$  from observational data. For that purpose we may use an equation, resulting from the condition (3.15), when applied near to the galactic plane, and introducing Oort constants  $A$  and  $B$  and a quantity  $C$ . The formula has a form

$$(R^2 + z_0^2) \frac{dC^2}{dR} = -4R [C^2 + B(A - B)]. \quad (3.16)$$

Determination of  $z_0$  on the basis of Eq. (3.16) is unfortunately quite complicated because of complications in determining the radial gradient of  $C$ . Below  $z_0$  will be determined in another way.

### 3. The third integral of stellar motions

In the velocity space the integral (3.13) is symmetrical about two orthogonal planes, intersecting along the line  $v_R = v_z = 0$ . Because the integral  $I_1$  is symmetrical about the same line, and the integral  $I_2$  does not contain  $v_R$  and  $v_z$ , the referred above planes are symmetry planes of the velocity distribution. The inclination angle of these planes in respect to the galactic plane is

$$\tan 2\alpha = \frac{2Rz}{R^2 + z_0^2 - z^2}. \quad (3.17)$$

In the galactic plane and on the galactic axis the angle  $\alpha$  is zero or  $90^\circ$ , in general it is different from zero or  $90^\circ$ . Hence outside of the galactic plane the velocity ellipsoid has some obliquity about the plane. To find the obliquity and related kinematical effects is quite difficult within contemporary observational possibilities. From theoretical arguments the inclination of the velocity ellipsoid about the galactic plane was first derived by Eddington (1915b) in his paper on the dynamics of stellar systems, where he analysed the possibility of Schwarzschild's triaxial velocity distribution in case of stationary Galaxy. Later the same conclusion was made by Chandrasekhar (1938). But Chandrasekhar's paper contain some errors. The method, applicable only in the case of nearly circular orbits, was used at large distances from the galactic plane, where orbits highly differ from circular. Conclusions were made on the stability of circular orbits, which are meaningless in the present case.

As we mentioned, the quantity  $z_0$  is probably constant over quite large regions of space. In principle, it is not excluded that it is approximately constant for the whole Galaxy. In this case the whole Galactic structure can be treated in a way as  $z_0$  being precisely constant. This assumption may be valid as precisely as is the assumption of the stationarity or axial symmetry. If we approximate  $z_0$  with a constant, the condition (3.15) may be handled as the differential equation for the potential. The solution of the equation is known from general dynamics (Whittaker 1904, Sect. 152) and has the form

$$\Phi = \frac{\varphi(\xi_1) - \varphi(\xi_2)}{\xi_1^2 - \xi_2^2}, \quad (3.18)$$

where  $\varphi$  is an arbitrary function, and  $\xi_1^2$  and  $\xi_2^2$  are roots of the equation

$$\frac{R^2}{\xi^2 - z_0^2} + \frac{z^2}{\xi^2} = 1. \quad (3.19)$$

The same result with slightly different method was derived by Eddington (1915b).

As it is seen from Eq. (3.19), the surfaces of constant  $\xi_1$  and  $\xi_2$  are confocal second order surfaces of revolution. Their common foci lie on the galactic axis at points  $+z_0$  and  $-z_0$ . A set of meridional sections of these surfaces is plotted in Fig. 3.3. It results that tangent planes of these surfaces are inclined in respect to galactic plane by the same angle as it was for the symmetry planes of the velocity distribution, *i.e.* by angle  $\alpha$ . Thus the velocity ellipsoid axis must be perpendicular to these surfaces. Hence they are "the main velocity surfaces" according to Eddington (1915b). At

the same time it may be demonstrated that these surfaces are enveloping surfaces of stellar orbits. The region where an orbit lies is bounded by two ellipsoids and two hyperboloids. (In Fig. 3.3 one section of this kind is streaked.)

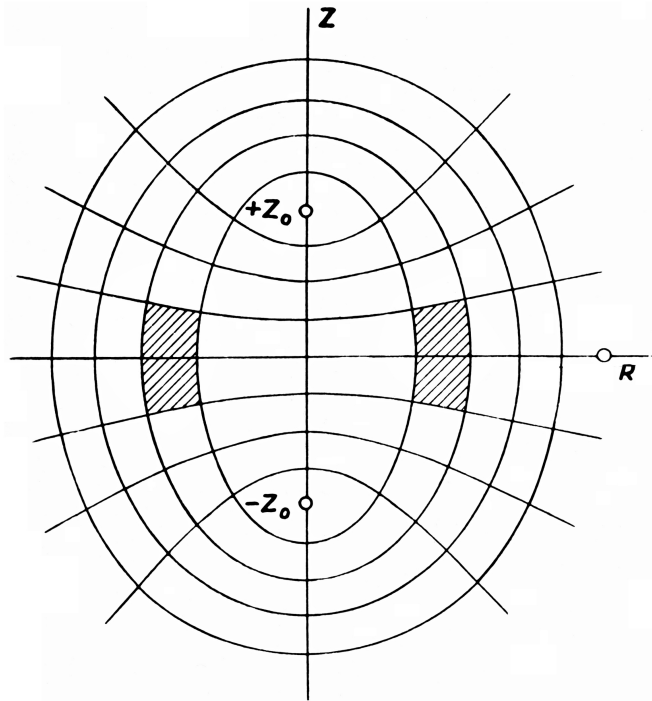


Figure 3.3.: Meridional sections of the surfaces of constant  $\xi_1$  and  $\xi_2$  coordinates.

Can the potential of the Galaxy correspond to the form derived above? Does it give realistic results? To clarify these questions we choose very simple expression for  $\varphi$

$$\varphi = \Phi^0 z_0 \sqrt{\xi_0^2 + \xi^2}, \quad (3.20)$$

where  $\Phi^0$  and  $\xi_0$  are constants. The expression for  $\varphi$  was chosen with having in mind that it is even and for large  $\xi$  is proportional to  $\xi$ . In this case the potential is symmetric about the galactic plane, and for large distances from Galactic centre inversely proportional to that distance, while Galactic mass multiplied by the gravitational constant is  $\Phi^0 z_0$ .

The resulting model of the Galaxy is quite realistic. Deriving the expressions for the circular velocity and for the quantity  $C$  and using the available data for them we obtained<sup>9</sup>

$$\sqrt{\Phi^0} = 425 \text{ km/s}, \quad z_0 = 3.6 \text{ kpc}, \quad \xi_0 = 0.6 \text{ kpc}.$$

<sup>9</sup>Due to changing distance scale  $z_0$  must be larger (the ratio  $z_0/R_0 \sim 0.5$  must remain the same). The parameter  $\xi_0$  must be reduced approximately twice due to decreasing of  $\epsilon$ . [Later footnote.]

### 3. The third integral of stellar motions

The theoretical circular velocity curve, corresponding to these values, is represented in Fig. 3.1 by dotted line. It does not represent the observational data in detail, but general trends are represented quite well. The quantity  $z_0$  results to be approximately twice less than the solar distance from the Galactic centre. Accordingly the solar position is plotted in Figs. 3.3 and 3.4 (we discuss the later figure below).

Because  $\xi_0$  is significantly less than  $z_0$ , in first approximation we may take  $\xi_0 = 0$ . In this case the potential in galactic plane is

$$\Phi = \Phi^0 \frac{1}{\sqrt{1 + \frac{R^2}{z_0^2}}}. \quad (3.21)$$

The equipotential surfaces in this case are spherical segments with centres at foci of “main velocity surfaces”, *i.e.* on galactic axis at points  $+z_0$  and  $-z_0$ . For positive  $z$  the potential is like all the Galactic mass in concentrated at southern focus of “main meridional surfaces”, for negative  $z$  as it is concentrated at northern focus. In Fig. 3.4 there are represented some meridional sections of the equipotential surfaces. For  $\xi_0 = 0$  they are given by dashed lines, for  $\xi_0 = 0.6$  kpc by continuous lines. As we see, the different value of  $x_0$  is significant near to the galactic plane.

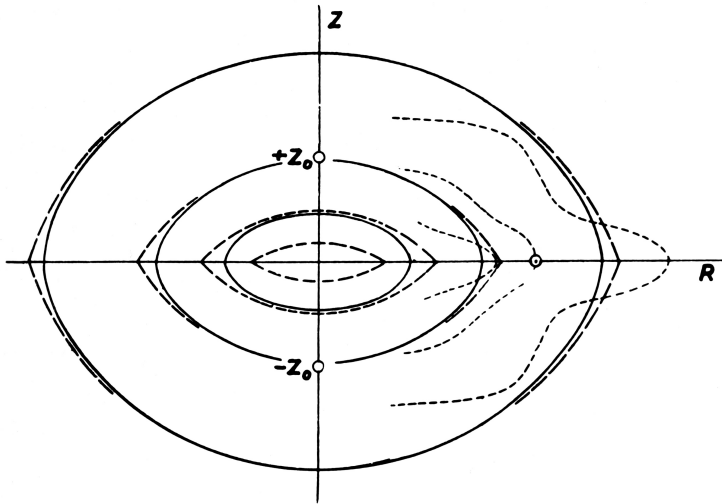


Figure 3.4.: Meridional sections of isodensity contours.

With the exception of nearby to the galactic plane regions, the potential depends mainly on the surface density of the Galaxy, but as we saw, the surface density is determined mainly by the circular velocity curve. Because the theoretical circular velocity law (Fig. 3.1) does not differ highly from the observed one, we may expect that also the general form of equipotential sections (Fig. 3.4) is not far from reality. It is interesting to compare these sections with isodensity contours of the subsystem of short-period cepheids according to Kukarkin (1949). Some of these contours are



given on Fig. 3.4 by short-dashed lines. When the subsystem of short-period cepheids would not rotate, and would have the spherical velocity distribution, the isodensity surfaces would coincide with equipotential surfaces. In fact, as it is seen from the figure, the isodensity surfaces are significantly more flattened. The main reason of the difference is probably the velocity distribution triaxiality. The rotation of the system is secondary as being too slow.

Using of Poisson's equation demonstrates that the Galactic model, corresponding to Eqs. (3.18) and (3.20), has everywhere positive density. Hence it lacks the main shortcoming of the Parenago's model, which gives at large distances from the galactic plane negative densities. For small  $\xi_0$  and for not too large  $|z|$  the formulae (3.18) and (3.20) give the following expression for the density

$$4\pi G\rho = \frac{\Phi^0}{z_0\xi_0} \frac{1}{\sqrt{1 + \frac{R^2}{z_0^2} \left(1 + \frac{R^2}{z_0^2} + \frac{z^2}{\xi_0^2}\right)^{3/2}}}. \quad (3.22)$$

The isodensity surfaces from this formula are nearly spheroidal. The axial ratio near to the Galactic centre is  $\frac{2}{\sqrt{3}} \frac{\xi_0}{z_0}$ . As the distance from the centre increases, the axial ratio also increases very slightly. By taking for  $\xi_0$  and  $z_0$  the values from above, the mean axial ratio is approximately 1/5. For the surface densities in case of small  $\xi_0$  we derive the expression

$$2\pi G\delta = \frac{\Phi^0}{z_0} \frac{1}{\left(1 + \frac{R^2}{z_0^2}\right)^{3/2}}. \quad (3.23)$$

The surface density curve corresponding to the accepted values of  $\Phi^0$  and  $z_0$  is plotted on Fig. 3.2 by dashed line. In general it represents quite well the observed curve. Only for large  $R$  the surface density decreases unrealistically slowly (proportional to  $R^{-3}$ ). Too moderate decreasing of the surface and volume densities at large distances is the main shortcoming of the discussed model of the Galaxy. The shortcoming is related, as can be demonstrated, not with a concrete form of the function  $\varphi$ , but with the expression for the potential (3.18).

Despite of that shortcoming the formula (3.18) gives in general quite acceptable model of the Galaxy. We may hope that with some other form of the function  $\varphi$  we shall have even better agreement with the reality. The main advantage of the Galactic model, basing on the Eq. (3.18) for the potential is, that it allows the third single-valued integral of motion, enables to treat the triaxial velocity distribution within the theory of the stationary Galaxy, and even now explains a series of properties concerning the stellar motions. At the same time we do not want to argue that the Galaxy is stationary, and that all his properties are described within the present theory. We have in mind the theory of the stationary Galaxy as an approximate theory, explaining the basic facts and leaving away details.

As a conclusion we like to say following. We saw that contemporary observational data enable to make some conclusions about the gravitational potential of the Galaxy

### 3. The third integral of stellar motions

and about its mass distribution. From the motion of stars around the galactic centre and perpendicular to the galactic plane, and from dynamical considerations, it is possible to determine the surface density and the volume density of the Galaxy and its flatness. It results, that spherical subsystems of the Galaxy have a considerable role in galactic dynamics. Further, it results that the Lindblad's galactic rotational law is not confirmed by observations nor by theory,<sup>10</sup> and the escape velocity results to be significantly higher than it is assumed usually. The fact of triaxial velocity distribution of stars enables to make additional conclusions about the possible structure of the Galaxy. By introducing the third integral of stellar motion we can explain the triaxial velocity distribution within the theory of the stationary Galaxy, while the resulting galactic model in general corresponds to the real observations.

May 1953

## Appendices added in 1969

### 3.1. A. Detailing of Jeans equations

The first Jeans equation in case of  $z = 0$  and taking into account the triaxiality of the velocity ellipsoid has the form

$$\frac{V^2}{R} - \left[ \frac{1}{D} \frac{\partial(D\sigma_R^2)}{\partial R} + \frac{\sigma_R^2 - \sigma_\theta^2}{R} + \frac{\sigma_R^2 - \sigma_z^2}{R_c} \right]_{z=0} = - \frac{\partial\Phi}{\partial R} \Big|_{z=0}. \quad (3.24)$$

When compared with the original Jeans equation an additional (last) term in square brackets appears. Taking into consideration the Lindblad-Oort equation, having the form

$$1 - \frac{\sigma_\theta^2}{\sigma_R^2} = - \frac{1}{2} \frac{d \ln \omega}{d \ln R}, \quad (3.25)$$

we derive Eqs. (3.1)–(3.3).

The distance to the point of convergence  $R_c$  is related with the “obliquity”  $\alpha$  of the velocity ellipsoid for  $z \neq 0$  evidently by

$$\frac{1}{R_c} = \frac{\partial\alpha}{\partial z} \Big|_{z=0}. \quad (3.26)$$

---

<sup>10</sup>The rotational law (3.4) does not have convincing theoretical emphasis. But it is still quite satisfactory approximation for the observed rotational law of flat Galactic subsystems in a quite large range of  $R$ . To the same degree good approximation is the rotational law, resulting from the theory of third quadratic integral. With suitable chosen parameters both laws are similar to each other for a large interval of  $R$ . [Later footnote.]

### 3.2. B. Schwarzschild velocity distribution and the circular velocity law

Let us assume for the phase density

$$\Psi = \text{const} \cdot e^{kf(I_1, I_2, I_3)}, \quad (3.27)$$

where

$$I_1 = v_R^2 + v_\theta^2 + v_z^2 - 2\Phi, \quad I_2 = Rv_\theta, \quad I_3 = v_z^2 - 2(\Phi - \Phi_0) \quad (3.28)$$

are the integral of energy, the integral of momentum and the third integral in a simplified form. Let us have in velocity space for  $z = 0$  and for some  $R$  a maximum of  $f$  at values of  $v_\theta = V$ ,  $v_R = v_z = 0$ , i.e. for values of integrals

$$I_1^0 = V^2 - 2\Phi_{z=0}, \quad I_2^0 = RV, \quad I_3^0 = 0. \quad (3.29)$$

Expanding  $f$  into series in powers of  $I_1 - I_1^0$ ,  $I_2 - I_2^0$ ,  $I_3$ , we find

$$f = f_0 - f_R v_R^2 - f_z v_z^2 - f_\theta (v_\theta - V)^2 + \dots, \quad (3.30)$$

where

$$f_R = - \left( \frac{\partial f}{\partial I_1} \right)_0, \quad f_z = - \left( \frac{\partial f}{\partial I_1} \right)_0 - \left( \frac{\partial f}{\partial I_3} \right)_0, \\ f_\theta = - \left( \frac{\partial f}{\partial I_1} \right)_0 - 2 \left( \frac{\partial^2 f}{\partial I_1^2} \right)_0 V^2 - 2 \left( \frac{\partial^2 f}{\partial I_1 \partial I_2} \right)_0 RV - \frac{1}{2} \left( \frac{\partial^2 f}{\partial I_2^2} \right)_0 R^2, \quad (3.31)$$

(index 0 signifies the value for  $I_1 = I_1^0$ ,  $I_2 = I_2^0$ ,  $I_3 = 0$ ). The velocity  $V$  is determined by equation

$$2 \left( \frac{\partial f}{\partial I_1} \right)_0 V + \left( \frac{\partial f}{\partial I_2} \right)_0 R = 0. \quad (3.32)$$

For sufficiently large  $k$  (flat subsystem) the velocity distribution is nearly Schwarzschild distribution, because more higher terms in the expansion of  $f$  begin to influence only when phase density  $\Psi$  is nearly zero. Besides, for large  $k$  the velocity  $V$  nearly equals with the centroid velocity.

To keep the density and the velocity dispersion for large  $k$  from to strong dependence on  $R$ , it is needed to demand that the expression

$$\frac{\partial f}{\partial I_1} \frac{\partial I_1^0}{\partial R} + \frac{\partial f}{\partial I_2} \frac{\partial I_2^0}{\partial R}$$

has a very small value in the vicinity of  $I_1 = I_1^0(R)$ ,  $I_2 = I_2^0(R)$ ,  $I_3 = 0$  (where the phase density  $\Psi$  is still large). But in this case with a quite high precision

$$\frac{V}{R} = \frac{1}{2} \frac{dI_1^0}{dI_2^0}, \quad (3.33)$$

### 3. The third integral of stellar motions

and we have

$$V^2 = -R \frac{\partial \Phi}{\partial R} \Big|_{z=0}, \quad (3.34)$$

*i.e.*  $V$  is (nearly) equal to the circular velocity. This determines the ratio of  $\partial f / \partial I_1$  to  $\partial f / \partial I_2$  in the vicinity of  $I_1 = I_1^0(R)$ ,  $I_2 = I_2^0(R)$ ,  $I_3 = 0$  and therefore also the ratio  $f_\theta / f_R$  (it results the Lindblad-Oort formula for the ratio  $\sigma_R / \sigma_\theta$ ). But the velocity distribution remains nearly Schwarzschild for any dependence of circular velocity on  $R$ .

If to take instead of  $e^{kf}$  with large  $k$  some more steep function of  $f$ , the Schwarzschild distribution of velocities replaces with general ellipsoidal distribution.

## 4. The third integral of stellar motion and the dynamics of the stationary Galaxy<sup>1</sup>

It is known from observations that the velocity distribution of stars is approximately ellipsoidal. The velocity ellipsoid is triaxial with the long axis directed approximately along the galactic radius, the intermediate axis is in direction of galactic rotation, and the short axis is perpendicular to the galactic plane. Triaxial velocity distribution has been observed for flat as well as for intermediate and spheroidal subsystems of the Galaxy.

The ellipsoidal velocity distribution was explained within the theory of a stationary rotating Galaxy (see e.g. Parenago 1946; Ogorodnikov 1948). This theory also explains that the axis of the velocity ellipsoid laying in direction of galactic rotation is shorter than the axis parallel to galactic radius. Axial ratio which results from the theory nearly coincides with the observed one.

However, the theory of a stationary rotating Galaxy meets serious difficulties while explaining the triaxial shape of the velocity distribution. Taking into account only two integrals of stellar motion – the energy integral and the angular momentum integral – one obtains that the velocity distribution resulting from the theory has a form of ellipsoid of revolution around the axis laying in direction of galactic rotation.

The discrepancy between the theory and the observations can be removed by introducing a third integral of motion. A form of the third integral as the energy integral along the  $z$ -axis was proposed by Lindblad (1933). Unfortunately, this “integral” is with sufficient precision an integral only for nearly circular orbits. For this reason it can not be used to explain the triaxial velocity distribution of objects of intermediate and spherical subsystem. For these subsystems a third integral of some other form needs to be used.

The aim of the present paper is to describe a theory of third integral of this kind and to apply it to Galactic dynamics. This is the first part of our study. Here we discuss the foundations of the dynamics of the stationary Galaxy, the integrals of motion and the third integral. Quite a considerable part of the paper does not give anything new. However, because of some lack of clarity in the very foundations of the dynamics of the stationary Galaxy, it seems suitable to discuss these foundations, beginning with the equation of continuity and the Jeans theorem.

---

<sup>1</sup> Tartu Astron. Observatory Publications, vol. 32, pp. 332-368, 1953.

#### 4. The third integral and the dynamics of stationary Galaxy

##### 4.1.

The spatial-kinematical structure of the Galaxy or of some of its subsystems is given by the density of stars  $\Psi$  in six-dimensional phase space, where coordinates are three orthogonal coordinates of ordinary space  $x, y, z$ , and three orthogonal velocity components  $u = \dot{x}, v = \dot{y}, w = \dot{z}$  (points designates time derivatives). For given  $x, y, z$  the phase density  $\Psi$  is the stellar density in velocity space with coordinates  $u, v, w$ . The stellar density in ordinary space results after the integration of  $\Psi$  over the velocity space.

Generalised velocity vector in six-dimensional phase space is a vector with components  $u, v, w, \dot{u}, \dot{v}, \dot{w}$ . Divergence of this vector is zero, because in phase space  $u, v, w$  are independent of  $x, y, z$  and the acceleration components  $\dot{u}, \dot{v}, \dot{w}$  are independent of  $u, v, w$ . For this reason the volume occupied by an element of “stellar medium” in phase space remains constant (Liouville’s theorem) and has the properties of incompressible fluid. Hence, the continuity equation in six-dimensional space is

$$\frac{D\Psi}{Dt} = 0, \quad (4.1)$$

where  $t$  is time and  $D/Dt$  is the Stokes operator showing, as it is known, variation per unit of time at a point moving in phase space together with a particle (with a star). In long form the Stokes operator is

$$\frac{D}{Dt} = \frac{\partial}{\partial t} + u \frac{\partial}{\partial x} + v \frac{\partial}{\partial y} + w \frac{\partial}{\partial z} + \dot{u} \frac{\partial}{\partial u} + \dot{v} \frac{\partial}{\partial v} + \dot{w} \frac{\partial}{\partial w}, \quad (4.2)$$

and if acceleration is caused by the potential  $\Phi$ , then

$$\dot{u} = \frac{\partial \Phi}{\partial x}, \quad \dot{v} = \frac{\partial \Phi}{\partial y}, \quad \dot{w} = \frac{\partial \Phi}{\partial z}. \quad (4.3)$$

In our case  $\Phi$  is the gravitational potential of the Galaxy.

In Galactic dynamics the cylindrical coordinates  $R, \theta, z, v_R, v_\theta, v_z$  are usually used, where  $R$  is the distance from galactic axis,  $\theta$  is the galactocentric longitude,  $z$  is the distance from galactic plane and  $v_R = \dot{R}, v_\theta = R\dot{\theta}, v_z = \dot{z}$  are the corresponding orthogonal velocity components. In these coordinates the Stokes operator has the form

$$\frac{D}{Dt} = \frac{\partial}{\partial t} + v_R \frac{\partial}{\partial R} + v_\theta \frac{\partial}{R \partial \theta} + v_z \frac{\partial}{\partial z} + \dot{v}_R \frac{\partial}{\partial v_R} + \dot{v}_\theta \frac{\partial}{\partial v_\theta} + \dot{v}_z \frac{\partial}{\partial v_z}, \quad (4.4)$$

and

$$\dot{v}_R = \frac{\partial \Phi}{\partial R} + \frac{v_\theta^2}{R}, \quad \dot{v}_\theta = \frac{\partial \Phi}{R \partial \theta} - \frac{v_R v_\theta}{R}, \quad \dot{v}_z = \frac{\partial \Phi}{\partial z}. \quad (4.5)$$

The six-dimensional continuity equation (4.1) or the Liouville’s equation, as it is often called, is the basic equation of Galactic dynamics. This equation is not fully precise. It takes into account only continuous motions of stars in phase space in

smoothed (mean) gravitational field of the Galaxy, and ignores the mixing of stars in phase space due to encounters. However, within sufficient precision Eq. (4.1) may be handled to be valid, because of smallness of the role of encounters in Galactic dynamics.<sup>2</sup>

According to Eq. (4.1) the stellar density  $\Psi$  in phase space remains constant in the vicinity of every star, *i.e.* the points  $\Psi = \text{const}$  move in phase space together with stars. This means that the phase density is the first integral of motion. But every first integral of motion is in general a function of some six independent first integrals of motion

$$\Psi = \Psi(I_1, I_2, \dots, I_6), \quad (4.6)$$

where

$$I_i = I_i(t, x, y, z, u, v, w), \quad i = 1, 2, \dots, 6 \quad (4.7)$$

are these six integrals. As equations  $I_i = \text{const}$  determine six (in general) five-dimensional hyper-surfaces moving in phase space, the intersection of which gives us the position of the star, Eq. (4.6) signifies that  $\Psi$  is constant in phase points moving with stars. Therefore Eq. (4.6) expresses exactly the same as Eq. (4.1).

Equation (4.6) may be obtained also by solving formally Eq. (4.1) as a first order differential equation, containing partial derivatives of  $\Psi$ . The corresponding set of ordinary differential equations is

$$\frac{dx}{u} = \frac{dy}{v} = \frac{dz}{w} = \frac{du}{\frac{\partial \Phi}{\partial x}} = \frac{dv}{\frac{\partial \Phi}{\partial y}} = \frac{dw}{\frac{\partial \Phi}{\partial z}} = dt. \quad (4.8)$$

These equations are just the equations of motion. Their first integrals are the integrals of motion (Eq. 4.7), and  $\Psi$  must be an arbitrary function of these integrals. Evidently,  $\Psi$  must be single-valued non-negative function of  $I_i$ , as only such function can give physical meaning to the phase density. For the same reason we can use only single-valued functions of  $I_i$ .

If the Galactic potential is given as a function of  $x$ ,  $y$ ,  $z$  and  $t$ , all six integrals  $I_i$  can be calculated via integration of Eq. (4.8). Then Eq. (4.6) gives us all the sets of possible (and generally varying in time) spatial-kinematical structures of Galactic subsystems. For the Galaxy as a whole the amount of possible configurations is significantly reduced, because in addition to Eq. (4.1) the phase density must satisfy the Poisson's equation. If  $\Psi$  signifies the total phase density, the mass density  $\rho$  in three-dimensional space is calculated as

$$\rho = \iiint \Psi du dv dw. \quad (4.9)$$

---

<sup>2</sup>Irregularities in Galactic structure make the irregular gravitational forces to be more powerful than interactions between individual stars. So the resulting additional term in Liouville's equation is sufficiently small and must be taken into account only while studying Galactic evolution. [Later footnote.]

#### 4. The third integral and the dynamics of stationary Galaxy

Density  $\rho$  is related to potential  $\Phi$  via Poisson's equation

$$4\pi G\rho = -\nabla^2\Phi, \quad (4.10)$$

where  $G$  is the gravitational constant and

$$\nabla^2 = \frac{\partial^2}{\partial x^2} + \frac{\partial^2}{\partial y^2} + \frac{\partial^2}{\partial z^2} = \frac{\partial^2}{\partial R^2} + \frac{\partial}{R^2\partial R} + \frac{\partial^2}{R^2\partial\theta^2} + \frac{\partial^2}{\partial z^2} \quad (4.11)$$

is Laplace's operator.

Poisson's equation poses restrictions not only on the phase density  $\Psi$ , but also on the potential  $\Phi$ , which can not be given arbitrarily. At first, the potential can not permit negative densities. In addition, the potential must satisfy the boundary conditions at infinity, related to the finiteness of system dimensions: at very large distances from the centre of a system the potential must approach spherical symmetry and be inversely proportional to the distance from the centre.

#### 4.2.

The result containing in Eqs. (4.6), (4.9) and (4.10) is known as the Jeans theorem (Jeans 1915; Smart 1939). As we are interested in the theory of the stationary Galaxy, we will discuss the Jeans theorem for the potential and the phase density, which are independent of time:

$$\frac{\partial\Phi}{\partial t} = 0; \quad \frac{\partial\Psi}{\partial t} = 0. \quad (4.12)$$

If the potential is stationary, then all the stars moving through a given point in phase space must have the same constant phase trajectory in that point. The orbits in ordinary and in phase space may be closed or unclosed depending on the potential as a function of coordinates. In general the orbits are unclosed and tightly fill with their loops two- or three-dimensional regions in ordinary space, and two- or more-dimensional hyper-surfaces in phase space. As the regions of constant phase density move in phase space together with stars, in case of stationarity the phase density must be constant along the phase trajectory (Poincaré theorem). When the phase trajectory is unclosed, the phase density must be constant on the whole hyper-surface filled with the trajectory. But for a stationary potential the phase orbits are determined by five independent of each other and of time first integrals of motion, and the hyper-surfaces filled by unclosed orbits by four or less integrals of that kind. Therefore, the first part of the Jeans theorem in case of stationarity has the form

$$\Psi = \Psi(J_1, J_2, \dots, J_n), \quad (4.13)$$

where

$$J_j = J_j(x, y, z, u, v, w), \quad j = 1, 2, \dots, n \leq 5 \quad (4.14)$$

are the mentioned integrals. If the trajectory of a star is closed and the number of integrals  $J_j$  is five, their values determine five hyper-surfaces in the phase space, the



intersection of which gives the phase trajectory of a star. If the trajectory is not closed and the number of integrals is less than five, the intersection of hyper-surfaces give us a hyper-surface filled with the phase trajectory.

The integrals  $J_j$  are not independent of the integrals  $I_i$ . They are some functions of these integrals, namely the functions which exclude the dependence of the resulting integral of time. When potential is given, the integrals  $J_j$  as well as the integrals  $I_i$  can be found after the integration of Eq. (4.8). Besides, as  $J_j$  are independent of time, the last term in Eq. (4.8) must be rejected. The equations will become the differential equations of the phase trajectory. As a phase trajectory is determined by five hyper-surfaces, in case of any stationary potential one obtains five mutually and time-independent integrals. From this fact results that when a stellar trajectory is not closed, besides the integrals  $J_j$  there must exist additional independent (and independent of time) integrals

$$J_k = J_k(x, y, z, u, v, w), \quad k = n + 1, n + 2, \dots, 5, \quad (4.15)$$

which determine together with the integrals  $J_j$  five hyper-surfaces, giving a phase trajectory. These integrals are also some functions of the integrals  $I_i$ . But they are principally different from the integrals  $J_j$  and from the integrals  $I_i$  – the integrals  $J_j$  and  $I_i$  are single-valued, but the integrals  $J_k$  are infinitely multiple-valued. Their infinitely multiple-valued nature is related to the fact that the phase trajectory is already uniquely given by values of  $J_j$  as it fills all the hyper-surface determined by these integrals, and hence other trajectories can not exist there. It results now that for the determination of a phase trajectory it is completely unimportant which values are assigned to  $J_k$ . Therefore, although in case of stationarity there always exist five independent and time-independent integrals, for every unclosed stellar trajectory some of these integrals are infinitely multiple-valued. These integrals do not determine discriminating phase trajectories and are not included in the expression of the phase density. Their inclusion into the phase density would make it also infinitely multiple-valued, which does not have physical meaning.<sup>3</sup>

Single-valued and infinitely multiple-valued integrals are well illustrated in case of general quasi-elastic force field reviewed in detail in the book by Pahlen (1937). When the periods of harmonic oscillations of a particle along three coordinates are

---

<sup>3</sup>Following A. Wintner (The Analytical Foundations of Celestial Mechanics, Princeton, 1941) it is suitable to call the integrals  $I_i$  – non-conservative (in general) integrals, the integrals  $J_j$  – conservative isolating integrals, and the integrals  $J_k$  – conservative non-isolating integrals. The integrals  $J_j$  are single-valued or can be reduced into a single-valued form. The integrals  $J_k$  can not be reduced into a single-valued form, they are infinitely multiple-valued by their nature. The integrals  $J_j$  are like isolating a phase trajectory by determining a hyper-surface where they are. The integrals  $J_k$  do not isolate a trajectory – they fill densely all the hyper-surface determined by the integrals  $J_j$  (or a part of it with nonzero measure) and are ergodic. To be more precise, a trajectory is quasi-ergodic, *i.e.* it passes not through every point, but infinitely near to every point of the hyper-surface (or a part of it). Therefore, in the hyper-surface (or in part of it) are precise not one but infinite number of trajectories. But any of them are infinitely nearby to any other, so we have the same trajectory. [Later footnote.]

#### 4. The third integral and the dynamics of stationary Galaxy

not commensurable, only three independent integrals are single-valued – the energy integrals along these three coordinates. Two integrals relating the phases of oscillations are infinitely multiple-valued. The trajectory of a particle is unclosed and fills rectangular box in ordinary space, but three-dimensional hyper-surface determined by the energy integrals in phase-space. In the expression of the phase density there are only the energy integrals, the remaining two integrals are not included due to their infinitely multiple-valued nature.

The fact that in case of stationarity only single-valued integrals are included in the expression of the phase density was mentioned several times in the literature on stellar dynamics. One may refer to the book by Pahlen (1937), also to the paper by Ogorodnikov (1948), etc. However there still exists some misunderstanding of the use of Jeans theorem. For example Chandrasekhar (1942) argues that the physical foundations for ignoring some integrals in the expression of phase density remain unclear, Parenago (1946) argues that the fact of ignoring some integrals is related to not knowing their precise values in particular cases. In reality, for unclosed phase trajectories some integrals are infinitely multiple-valued and do not enter the expression of phase density by principle.<sup>4</sup>

### 4.3.

In order to further clarify the number of integrals in the expression of the phase density in case of stationarity, we review the number of single-valued independent integrals  $J_j$  for different cases of stationary potential.

Let us begin with two particular cases of spherically symmetrical potential: the gravitational potential of a point mass and the potential of spherically symmetrical quasi-elastic force field. In first case the potential is proportional to  $r^{-1}$ , where  $r$  is the distance from the symmetry centre of the potential. In second case the potential is proportional to  $-r^2 + \text{const}$ . Both cases belong to these rare examples when particle's trajectory is closed in both ordinary and phase spaces, and all five time-independent integrals are single-valued. In ordinary space the trajectory is an ellipse, lying in the plane which goes through the centre of symmetry of the potential. In first case the centre of symmetry coincides with one of the foci of ellipse, in second case with the centre of ellipse. The scale, the form and the position of ellipse in space are determined by five parameters – orbit elements. These parameters or elements are exactly the values of five integrals.

Let us assume now that potential remains spherically symmetric but its proportionality to  $r^{-1}$  or  $-r^2 + \text{const}$  is broken. The trajectory of a particle in ordinary space remains a planar curve in the plane going through the centre of symmetry of the potential. But now there appears an effect called the shift of the line of apsid. The trajectory is unclosed both in ordinary and phase spaces. In phase space it fills

---

<sup>4</sup>A later paper about only isolating integrals as arguments of phase density is by Lynden-Bell (1962).  
[Later footnote.]

some two-dimensional hyper-surface, in ordinary space a ring-like region, the borders of which are circles with centres in the centre of symmetry of the potential. The trajectory is given now by four parameters determining the inner and outer radii and the position in space of that ring-like region. Correspondingly the number of single-valued integrals is four. These integrals are the energy integral and three angular momentum integrals (or some other integrals as single-valued functions of them). The fifth integral is infinitely multiple-valued due to the multiple-valued nature of the fifth parameter – “the pericentre’s longitude”.

Let us assume next that also spherical symmetry of the potential is broken but there remains symmetry about some axis. In that case the particle’s trajectory remains unclosed, but in ordinary space it does not lie in a plane any more. In addition to the shift of the line of apsid there appears a phenomenon, that due to the analogy with celestial mechanics is called “the shift of the line of nodes” and “secular changes of orbit’s inclination and eccentricity”. In phase space the trajectory fills four-dimensional hyper-surface, in ordinary space three-dimensional region – a tube with symmetry axis coinciding with the symmetry axis of the potential. In general the trajectory is given only by two integrals – the energy integral and the integral of angular momentum about the potential’s symmetry axis. Three remaining integrals are infinitely multiple-valued.<sup>5</sup>

Finally we may assume that all the potential’s symmetry is broken. In this case only one time-independent integral can be indicated – the energy integral. In phase space particle’s trajectory fills all the five-dimensional hyper-surface determined by the value of energy integral. In ordinary space it fills three dimensional region, limited by the equipotential surface where the particle’s velocity is zero.

Examples discussed above surely do not exhaust all the classes of stationary potential allowing some number of independent of each other and of time integrals. But they evidently demonstrate that the number of these integrals is in general less than five, and that it decreases as the potential becomes more general. Therefore, the more general is the potential (the less restrictions are posed on the potential), the smaller is the number of integrals appearing in the expression of the stationary phase density.

Reduction in the number of integrals in the expressions of the phase density for more general potentials indicates that for more general potential the phase density is more restricted; more restricted are also the resulting velocity distribution and the mass density. But the potential and the mass density are related via Poisson’s equation. For this reason too general potential or phase density must be come in contradiction with itself. This is exactly the case. Most general expressions for the phase density can be derived from five single-valued integrals of motion. But as we saw

---

<sup>5</sup>Authors suggestion that in general case of axisymmetry there exist only two isolating integrals was somewhat unreasonable. It is only possible to state that there do not exist other analytical isolating integrals (Poincaré’s theory), but nothing about isolating integrals in general. The same is valid for the case when a stationary potential has no symmetry whatsoever. And again it is only possible to state that beside the energy integral there do not exist other analytical isolating integrals. [Later footnote.]

#### 4. The third integral and the dynamics of stationary Galaxy

this may occur only for very special class of potentials which not only exclude all the general nature of phase density (Poisson's equation must remain valid) but also are completely unrealistic at least for a stellar system as a whole. On the other side it is possible to assume some very general potential without any symmetry, where only one single-valued time-independent integral of motion exists – the energy integral. If the expression for the phase density contains only the energy integral, the mass density  $\rho$  is a function of only potential  $\Phi$ , because the energy integral depends on  $x, y, z$  only via  $\Phi$ . But in this case the solution of the Poisson's equation is equivalent to the problem of finding an equilibrium configuration of static gravitating fluid. For a finite system the potential must be spherically symmetric. But the spherically symmetric potential enables not one, but four independent integrals of motion.

Therefore, the application of the Poisson's equation<sup>6</sup> enables us to conclude that there can not exist a stationary stellar system, the potential of which permits the existence of five or one single-valued time-independent integrals of motion.<sup>7</sup> The remaining cases of two, three or four time-independent single-valued integrals are generally not in contradiction with the Poisson's equation.

#### 4.4.

To study all possible forms of stationary potentials and time-independent single-valued integrals of motion  $J_j$ , all single-valued solutions of the following equation need to be found:

$$\frac{DJ_j}{Dt} = 0, \quad (4.16)$$

while

$$\frac{\partial J_j}{\partial t} = 0, \quad \frac{\partial \Phi}{\partial t} = 0. \quad (4.17)$$

Equation (4.16) says that integral of motion does not vary at a point, moving in phase space together with a particle. Eq. (4.17) means that integral  $J_j$  and potential  $\Phi$  are assumed to be independent of time. In its long form Eq. (4.16) is a partial differential equation of the first order for  $J_j$  and  $\Phi$  (c.f. Eqs. (4.2) and (4.3)).

We may analyse possible potentials and integrals by choosing a potential and via Eq. (4.16) trying to find the integrals. In this case our problem reduces to the integration of differential equations for a phase trajectory. But we may also solve the problem by choosing integrals as functions of velocity components  $u, v, w$ , and trying to find the potential and the integrals as functions of coordinates  $x, y, z$ . The integrals  $J_j$  may be given in form of polynomial in powers of  $u, v, w$ . In this case we try to find the potential and polynomial coefficients as functions of  $x, y, z$ .

---

<sup>6</sup>Similar discussion may be found in Jeans (1915). [Later footnote.]

<sup>7</sup>To be precise, that statement is not correct. It is possible to construct a model of spherical stellar system with finite radius and constant density. Particular example of such model is homogeneous generalised-polytropic model. In that case the potential permits all five conservative isolating integrals of motion. But homogeneous model, surely, has no relation with real stellar systems. [Later footnote.]

For a stationary stellar system not all solutions of Eq. (4.16) are interesting, only the solutions giving the potential in sufficiently general form, and ensuring in this way an enough general theory. In order to find these potentials, the second method of solving Eq. (4.16) has to be applied. In this case for a more general integral more restrictions result for the potential. Assuming an integral to be in the form of polynomial in powers of  $u, v, z$ , the more general integral will have a higher polynomial order and larger number of coefficients (in case of some restrictions the number of independent coefficients is essential). But for larger number of coefficients from solving Eq. (4.16) there will appear also larger number of additional restrictions for the potential. For this reason, in order to have a potential in most general form, we must start not from more general form of integrals but just the opposite way – from integrals having the simplest structure: linear or quadratic in respect to  $u, v, w$ .

An integral satisfying Eq. (4.16) without posing any restrictions on a stationary potential is the energy integral

$$J_1 = u^2 + v^2 + w^2 - 2\Phi. \quad (4.18)$$

If the phase density is a function of only the energy integral, the resulting velocity distribution is spherically symmetric. The centroid velocity is zero, and the differential motion of centroids is thus absent. However as we saw, the potential of a stationary Galaxy must permit at least one more time-independent single-valued integral of motion. To have as little restrictions on the potential as possible, one has to give the form of the integral in a simplest way, *i.e.* linear in respect to the velocity components

$$J_2 = au + bv + cw. \quad (4.19)$$

Together with the energy integral, this integral permits more general form of velocity distribution, and in particular the motion of the centroids. The resulting restrictions on the potential are not large.

To find the restrictions, resulting from the integral (4.19) and the coefficients  $a, b, c$  as functions of  $x, y, z$ , one has to substitute Eq. (4.19) into Eq. (4.16) and to demand that the resulting equation turns to identity. In this way we have

$$\frac{\partial a}{\partial x} = \frac{\partial b}{\partial y} = \frac{\partial c}{\partial z} = \frac{\partial a}{\partial y} + \frac{\partial b}{\partial x} = \frac{\partial a}{\partial z} + \frac{\partial c}{\partial x} = \frac{\partial b}{\partial z} + \frac{\partial c}{\partial y} = 0; \quad (4.20)$$

$$a \frac{\partial \Phi}{\partial x} + b \frac{\partial \Phi}{\partial y} + c \frac{\partial \Phi}{\partial z} = 0. \quad (4.21)$$

After differentiating Eq. (4.20) with respect to  $x, y$ , or  $z$ , we have a set of equations, telling us that all second derivatives of coefficients  $a, b, c$  are zero. Therefore,  $a, b, c$  are linear functions of  $x, y, z$ . From Eq. (4.20) we have also additional restrictions, which give us after suitable change of coordinates

$$a = ky, \quad b = -kx, \quad c = \text{const}, \quad (4.22)$$

#### 4. The third integral and the dynamics of stationary Galaxy

where  $k$  is constant. The integral  $J_2$  is now in form

$$J_2 = k(yu - xv) + cw. \quad (4.23)$$

According to Eq. (4.22) the vector lines of the vector  $(a, b, c)$  are spirals with step, equal to  $2\pi c/k$  and the axis coinciding with the  $z$ -axis. It results from Eq. (4.21) that the potential is constant along the vector lines of the vector  $(a, b, c)$ . Therefore, we conclude that the potential, allowing two independent single-valued time-independent integrals, has in general a spiral symmetry. However, this class of symmetry is incompatible with the finite dimensions of the stellar system. For a finite stellar system only a particular case of spiral symmetry is possible – the axial symmetry. Hence in the most general case a stellar system must have an axially symmetrical potential. In case of axial symmetry  $c = 0$  and the integral  $J_2$  turns into the angular momentum integral about  $z$ -axis, *i.e.* around symmetry axis of the potential

$$J_2 = yu - xv \quad (4.24)$$

( $k$  is taken to be unit).

Conclusions about the spiral symmetry of the potential in most general case and about the axial symmetry of the potential for finite stellar systems are known as Chandrasekhar's theorem (Chandrasekhar 1939, 1942). Chandrasekhar derived these conclusions in a way, somewhat different from used here. He started not from demanding the most general form of potential (minimum restrictions), but demanding the potential to permit differential centroid motion. These two demands do not necessarily give same results, as there exist potentials, allowing differential centroid motion but having not spiral nor axial symmetry. An example of this kind of potential is the potential of a general quasi-elastic force field, enabling harmonic oscillations of a particle along three coordinates with commensurable (but not equal) periods. However, Chandrasekhar did not discuss the general problem of the possibility of differential centroid motion, but related it only with linear terms in the expression of the integral of motion, later being a general quadratic polynomial in powers of  $u, v, w$ . As a result he derived the same equations as Eqs. (4.20) and (4.21). In addition to these equations several other equations result due to quadratic terms and a free term in the integral, posing additional restrictions on the potential. These restrictions vanish only in case where quadratic integral is a function of energy and linear integrals.

#### 4.5.

Therefore, the most general potential of a stationary stellar system has the axial symmetry. By taking for the axis of cylindrical system of coordinates the symmetry axis of the potential, the condition for potential axial symmetry can be written in form

$$\frac{\partial \Phi}{\partial \theta} = 0. \quad (4.25)$$

Without other restrictions in addition to the stationarity and the axial symmetry, the only time-independent single-valued integrals are the energy integral  $J_1$  and the angular momentum integral  $J_2$ , and according to Eq. (4.13)

$$\Psi = \Psi(J_1, J_2), \quad (4.26)$$

while in cylindrical coordinates

$$J_1 = v_R^2 + v_\theta^2 + v_z^2 - 2\Phi; \quad (4.27)$$

$$J_2 = Rv_\theta. \quad (4.28)$$

From Eq. (4.26) it follows that also the phase density must be axially symmetric

$$\frac{\partial \Psi}{\partial \theta} = 0. \quad (4.29)$$

This condition insures the axial symmetry of the mass density, otherwise the Poisson's equation will not be satisfied.

The result contained in Eq. (4.26) indicates the first part of the Jeans theorem for axisymmetric stationary systems. Often the result is simply called Jeans theorem.

Jeans theorem in its referred narrow meaning remained in fact the basis for the whole contemporary dynamics of the stationary rotating Galaxy. On the basis of Eq. (4.26) it was possible to explain most essential characteristics of stellar motion – ellipsoidal velocity distribution, galactic rotation, relation between ellipsoidal velocity distribution and galactic rotation. However, as it was indicated in our introduction, the theory of a stationary rotating Galaxy, being based only on two integrals of motion, is in contradiction with observations in one essential point. According to Eqs. (4.26)–(4.28) the velocity distribution must have axial symmetry about  $v_\theta$  axis, *i.e.* the axis in direction of which according to our formulae occurs the motion of centroids, or in other words Galactic rotation. In reality this kind of symmetry is not observed. The velocity distribution is not biaxial but triaxial with the long axis of the velocity ellipsoid directed approximately along  $v_R$  axis (radially), the intermediate axis along  $v_\theta$  (in direction of rotation), and the small axis along  $v_z$  (perpendicular to the galactic plane).

In order to remove the contradiction mentioned above, the theory of stationary stellar systems in context of velocity distributions is evidently needed to be generalised. Hence, in addition to the integrals  $J_1$  and  $J_2$ , an additional independent of them time-independent single-valued integral  $J_3$  has to be introduced. After the integral is found, on the basis of Eq. (4.13) we have

$$\Psi = \Psi(J_1, J_2, J_3), \quad (4.30)$$

and there will be no difficulties in explaining the triaxial velocity distribution. However, if we increase the number of single-valued independent integrals, additional

#### 4. The third integral and the dynamics of stationary Galaxy

restrictions for the potential result. Therefore, the generalisation of the theory in respect to velocity distribution is at the expense of the generality of the potential.

It may happen that additional restrictions on the potential due to the integral  $J_3$  will be so strict that it will not be possible to agree them with observational data, or with the restrictions due to Poisson's equation and with the boundary conditions at infinity. This means that the triaxiality can not be explained within the stationarity of stellar systems, just as it is not possible to explain within the stationarity some other effects (vertex deviation, K-effect etc.), and confirms that the theory of a stationary Galaxy is valid only as a first, quite crude approximation. But though the triaxiality of the velocity distribution remains unexplained within the theory of stationary stellar systems, it may be explained within "quasi-stationary" systems. This takes place when it is possible to handle the additional integral  $J_3$  as "quasi-integral", varying only in large time-intervals. In this case Eq. (4.30) can be used as approximate formula, and the triaxial velocity distribution is explained within a "quasi-stationary theory".

Lindblad (1933) proposed the third integral as the energy integral in  $z$  direction

$$J_3 = v_z^2 - 2[\Phi(R, z) - \Phi_0(R)], \quad (4.31)$$

where  $\Phi_0$  is the potential in the galactic plane. This integral is a precise integral when the stellar motions along  $z$ -coordinate are independent of motions along other coordinates, *i.e.* when

$$\frac{\partial^2 \Phi}{\partial R \partial z} = 0. \quad (4.32)$$

The condition (4.32) can be obtained formally from Eq. (4.16) by substituting  $J_3$  according to Eq. (4.31), and using the Stokes' operator in the form of Eq. (4.4). We have then  $\partial(\Phi - \Phi_0)/\partial R = 0$ , giving us Eq. (4.32). General solution of Eq. (4.32) as a differential equation is the potential as the sum of two functions

$$\Phi = \Phi_1(R) + \Phi_2(z). \quad (4.33)$$

Evidently this class of potentials is in contradiction with the finiteness of the system, and as a result the Lindblad's integral can not be a precise integral. But for small interval of  $R$  values near the galactic plane the potential may be assumed to have the form of Eq. (4.33). For the stars having nearly circular orbits the Lindblad's integral is a quasi-integral. Hence, the "quasi-stationary theory" basing on Lindblad's integral may be used to explain the triaxial velocity distribution of stars in flat subsystems of the Galaxy.

However, the triaxial velocity distribution was observed not only for flat but also for intermediate and spherical subsystems of the Galaxy. For these subsystems the Lindblad's "quasi-stationary theory" can not be used. So, the integral  $J_3$  has to be found in a form, where restrictions on the potential will be not so strict. As it was mentioned already, in order to have a potential in most general form, one must use linear and quadratic integrals. If we demand the existence of other linear integral than  $J_2$ , we will have a spherically symmetric potential with three linear integrals – the



angular momentum integrals. The limitation to spherical symmetry only is evidently too strict, and can not be used for the Galaxy. Hence, we must turn to quadratic integrals. Such integrals are the energy integral and the Lindblad's integral. But there may exist also some other quadratic integrals.

#### 4.6.

Quadratic integrals were studied by several authors: Eddington (1915b), Oort (1928), Clark (1937), Chandrasekhar (1939, 1942) etc.<sup>8</sup> All the authors, starting with the Schwarzschild's ellipsoidal velocity distribution, assumed  $\Psi = e^{-Q}$  or  $\Psi = \Psi(Q)$ , where  $Q$  is general quadratic polynomial in respect to velocity components. The expression for  $\Psi$  was substituted into the continuity equation (4.1) and the coefficients of  $Q$  and the resulting restrictions for the potential were analysed. As the phase density has the properties of the integral of motion, in fact the integral  $e^{-Q}$  or  $\Psi(Q)$  or simply the integral  $Q$  was studied. The assumption that the phase density is a function of  $Q$  only is not necessary, because there are no reasons to assume the Schwarzschild's or general ellipsoidal velocity distribution within high precision. This assumption leads to completely unnecessary limitation of the generality of the theory.

From the authors referred above it was Oort who derived an expression for  $Q$  which may be used as the third integral  $J_3$ . However Oort supposed that beside the stationarity and axial symmetry other restrictions for the potential must not be applied. For this reason he derived  $Q$  as a function of  $J_1$  and  $J_2$  only, and the theory remained in the frame of Jeans theorem in its narrow meaning. Later Chandrasekhar quite comprehensibly studied the integral  $Q$ , but also did not succeed to go further than Oort in the theory of the stationary Galaxy.

From the perspective of third integral notable were the analysis by Eddington and especially by Clark, who related Eddington's results to the integrals of motion. Clark derived three independent quadratic integrals: the energy integral and two different from the energy quadratic integrals.<sup>9</sup> Generally speaking they do not permit the axially symmetrical potential and the differential motion of the centroids. But in particular case the axial symmetry is possible. In this case one of Clark's integral, different from the energy integral, turns into the third integral  $J_3$  under interest, and the other to a function of  $J_1$ ,  $J_2$  and  $J_3$ . This particular case can be used in Galactic dynamics.

---

<sup>8</sup>After the present paper was sent to print, the author noticed the papers by Camm (1941), Fricke (1952), and van Albada (1952) on the third quadratic integrals allowing the triaxial velocity distribution. [Later footnote.]

<sup>9</sup>We have in mind three integrals, given by Clark in the proof of his II theorem, and having the most general form of quadratic integrals studied by him. It should be mentioned, that in addition to the integrals of motion, Clark also gives so called invariant expressions. According of his point of view, the phase density  $\Psi$  must depend also on invariant expressions (despite of the Jeans theorem). However, these "invariant expressions" are nothing but the integrals of motion in explicit form, and they should not be included into the expression of  $\Psi$ .

#### 4. The third integral and the dynamics of stationary Galaxy

Clark's integrals were found in curvilinear ellipsoidal coordinates. Below we give the derivation of a third integral by using, as it was done also by Oort in his studies, cylindrical coordinates.

As the third integral is assumed to be quadratic in respect to velocity components, we write it in form [see Appendix A]

$$J_3 = a_{20}v_R^2 + 2a_{11}v_Rv_z + a_{02}v_z^2 + a_{10}v_R + a_{01}v_z + a_{00}, \quad (4.34)$$

where  $a_{20}$ ,  $a_{11}$ ,  $a_{02}$  are components independent of velocity,  $a_{10}$  and  $a_{01}$  are linear expressions of  $v_\theta$ ,  $a_{00}$  is quadratic expression of  $v_\theta$ . We assume that in  $a_{10}$ ,  $a_{01}$ ,  $a_{00}$  we substituted according Eq. (4.28)  $v_\theta = J_2/R$  and temporarily take  $J_2$  as a new variable instead of  $v_\theta$ . The first two coefficients are thus linear functions of  $J_2$ , and the last one is quadratic function of  $J_2$ . We also assume that  $J_3$  is independent of  $\theta$ , *i.e.*

$$\frac{\partial J_3}{\partial \theta} = 0. \quad (4.35)$$

To find the coefficients of  $J_3$  as functions of  $R$  and  $z$ , and the restrictions for the potential,  $J_3$  has to be substituted into Eq. (4.16), and the equation has to equal the identity. As instead of  $v_\theta$  we have  $J_2$ , then by taking into account Eq. (4.28) the Stokes operator in cylindrical coordinates is

$$\frac{D}{Dt} = \frac{\partial}{\partial R}v_R + \frac{\partial}{\partial z}v_z + \frac{\partial}{\partial v_R}\dot{v}_R + \frac{\partial}{\partial v_z}\dot{v}_z, \quad (4.36)$$

while

$$\dot{v}_R = \frac{\partial \Phi'}{\partial R}; \quad \dot{v}_z = \frac{\partial \Phi'}{\partial z} \quad (4.37)$$

and

$$\Phi' = \Phi - \frac{1}{2} \frac{J_2^2}{R^2}, \quad (4.38)$$

and terms with  $\partial/\partial t$  and  $\partial/\partial \theta$  are rejected as not being relevant.

As we see from Eqs. (4.34), (4.36) and (4.37), the problem of investigating the integral  $J_3$  is similar to studying the quadratic integral in two-dimensional case. A solution of the problem is known from general dynamics (Whittaker 1904, Sect. 152).

By using Eq. (4.16) we have for the coefficients in Eq. (4.34) following equations

$$\frac{\partial a_{20}}{\partial R} = \frac{\partial a_{20}}{\partial z} + 2 \frac{\partial a_{11}}{\partial R} = 2 \frac{\partial a_{11}}{\partial z} + \frac{\partial a_{02}}{\partial R} = \frac{\partial a_{02}}{\partial z} = 0; \quad (4.39)$$

$$\left. \begin{aligned} \frac{\partial a_{00}}{\partial R} + 2a_{20} \frac{\partial \Phi'}{\partial R} + 2a_{11} \frac{\partial \Phi'}{\partial z} &= 0, \\ \frac{\partial a_{00}}{\partial z} + 2a_{11} \frac{\partial \Phi'}{\partial R} + 2a_{02} \frac{\partial \Phi'}{\partial z} &= 0; \end{aligned} \right\} \quad (4.40)$$

$$\frac{\partial a_{10}}{\partial R} = \frac{\partial a_{10}}{\partial z} + \frac{\partial a_{01}}{\partial R} = \frac{\partial a_{01}}{\partial z} = 0; \quad (4.41)$$

$$a_{10} \frac{\partial \Phi'}{\partial R} + a_{01} \frac{\partial \Phi'}{\partial z} = 0. \quad (4.42)$$

To find the expression for  $J_3$  this set of equations has to be solved.

Equations (4.41) and (4.42) are similar to Eqs. (4.20) and (4.21), discussed in the analysis of the integral  $J_2$ . But they differ in a way, that the coefficients  $a_{10}$  and  $a_{01}$  as well as “potential”  $\Phi'$  depend not only on coordinates but also on  $J_2$ . By substituting in Eq. (4.42)  $a_{10}$  and  $a_{01}$  as linear functions of  $J_2$ , and  $\Phi'$  according to Eq. (4.38), and demanding that the equation will equal identity, we have

$$a_{10} = a_{01} = 0. \quad (4.43)$$

Next we analyse Eqs. (4.39) and (4.40). As the coefficients  $a_{20}$ ,  $a_{11}$  and  $a_{02}$  are independent of  $J_2$ , and  $\Phi'$  contains  $J_2$  only in form of  $J_2^2$ , the Eq. (4.40) is identity only when

$$a_{00} = a_1 + a_2 J_2^2, \quad (4.44)$$

where  $a_1$  and  $a_2$  are some functions of  $R$  and  $z$ . Besides, Eqs. (4.40) can be divided into two pairs of equations

$$\left. \begin{aligned} \frac{\partial a_1}{\partial R} + 2a_{20} \frac{\partial \Phi}{\partial R} + 2a_{11} \frac{\partial \Phi}{\partial z} &= 0, \\ \frac{\partial a_1}{\partial z} + 2a_{11} \frac{\partial \Phi}{\partial R} + 2a_{02} \frac{\partial \Phi}{\partial z} &= 0 \end{aligned} \right\} \quad (4.45)$$

and

$$\left. \begin{aligned} \frac{\partial a_2}{\partial R} + 2 \frac{a_{20}}{R^3} &= 0, \\ \frac{\partial a_2}{\partial z} + 2 \frac{a_{11}}{R^3} &= 0. \end{aligned} \right\} \quad (4.46)$$

Differentiating the first equation in (4.46) with respect to  $z$  and the second with respect to  $R$ , and eliminating from the derived equations  $\partial^2 a_2 / \partial R \partial z$ , we find

$$\frac{\partial a_{20}}{\partial z} R - \frac{\partial a_{11}}{\partial R} R + 3a_{11} = 0. \quad (4.47)$$

Further, differentiating Eq. (4.39) with respect to  $R$  or  $z$  we find that all three partial derivatives of  $a_{20}$ ,  $a_{11}$ ,  $a_{02}$  with respect to  $R$  and  $z$  are zero. Therefore, the coefficients  $a_{20}$ ,  $a_{02}$  and  $a_{11}$  are quadratic functions of  $R$  and  $z$ . Substituting them as quadratic expressions into Eqs. (4.39) and (4.47) we find the restrictions for these expressions. Results for  $a_{20}$ ,  $a_{02}$  and  $a_{11}$  can be presented in forms

$$\begin{aligned} a_{20} &= b_1 + b_2 z^2, \\ a_{02} &= b'_1 + b_2 R^2, \\ a_{11} &= -b_2 R z, \end{aligned} \quad (4.48)$$

where  $b_1$ ,  $b'_1$ ,  $b_2$  and zero-point of  $z$ -coordinate are arbitrary constants. Substituting these results into Eq. (4.46), integrating the first one over  $R$  and the second over  $z$ , and demanding that both of them give the same result, we have

$$a_2 R^2 = b_1 + b'_2 R^2 + b_2 z^2, \quad (4.49)$$

where  $b'_2$  is again an arbitrary constant.

#### 4. The third integral and the dynamics of stationary Galaxy

Now we substitute derived Eqs. (4.43), (4.44), (4.48) and (4.49) into Eq. (4.34). In addition to other terms there is a term  $b'_2 J_2^2$ . We may neglect it in the expression of  $J_3$ . Furthermore, some terms can be combined into terms as  $b_1 J_1$ ,  $a_1 + 2b_1 \Phi$  and  $(b'_1 - b_1)v_z^2$  (taking into account Eqs. (4.27) and (4.28)). First of them may be also neglected. We designate the remaining terms as  $(b'_1 - b_1) = b_2 z_0^2$ , where  $z_0$  has the dimension of length (his geometrical meaning will be clarified later) and  $a_1 + 2b_1 \Phi = -2b_2 z_0^2 \Phi^*$ , where  $\Phi^*$  is a function with dimension of potential. Rejecting the factor  $b_2$ , common for all terms, we derive the following expression for  $J_3$

$$J_3 = (Rv_z - zv_R)^2 + z^2 v_\theta^2 + z_0^2 (v_z^2 - 2\Phi^*). \quad (4.50)$$

The function  $\Phi^*$  is calculated from equations

$$\left. \begin{aligned} z_0^2 \frac{\partial \Phi^*}{\partial R} &= z^2 \frac{\partial \Phi}{\partial R} - Rz \frac{\partial \Phi}{\partial z}, \\ z_0^2 \frac{\partial \Phi^*}{\partial z} &= (R^2 + z_0^2) \frac{\partial \Phi}{\partial z} - Rz \frac{\partial \Phi}{\partial R}. \end{aligned} \right\} \quad (4.51)$$

These equations follow from Eq. (4.45) after substituting  $a_{20}$ ,  $a_{11}$ , and  $a_{02}$  according to Eq. (4.48) and taking into account our designations.

It can be seen from Eq. (4.51), that when  $\Phi$  is symmetric about the plane  $z = 0$ , the function  $\Phi^*$  is symmetric about the same plane. But in this case also the integral  $J_3$  is symmetric about the plane  $z = 0$  in the sense that  $J_3(z, \dot{z}) = J_3(-z, -\dot{z})$ . Therefore it is natural to identify the plane  $z = 0$ , being arbitrary when we derived the expression for  $J_3$ , to the galactic plane (the symmetry plane of the Galaxy).

As we see, the integral  $J_3$  consists of two parts. The first two terms give the sum of squares of angular momenta around two orthogonal axis laying in the plane  $z = 0$ . The last term with the factor  $z_0^2$  resembles the energy integral along  $z$ -coordinate. For  $z_0^2 = 0$ , as it results from Eq. (4.51), the potential has the spherical symmetry. In this case the last term vanishes and the first two terms are the sum of squares of two angular momentum integrals. For  $z_0^2 \rightarrow \infty$  the integral (4.50) turns into the Lindblad's integral. In this case, according to (4.51),  $\Phi^*$  depends only on  $z$ , and  $\partial^2 \Phi / \partial R \partial z$  turns to zero, just as it has to be for the case of precise Lindblad's integral.

#### 4.7.

We found an expression for the third integral. Let us discuss now the resulting restriction on the potential. The restricting condition results from Eq. (4.51). By differentiating the first equation of (4.51) with respect to  $z$  and the second with respect to  $R$  and eliminating  $\partial^2 \Phi^* / \partial R \partial z$ , we find the condition

$$3 \left( z \frac{\partial \Phi}{\partial R} - R \frac{\partial \Phi}{\partial z} \right) - (R^2 + z_0^2 - z^2) \frac{\partial^2 \Phi}{\partial R \partial z} + Rz \left( \frac{\partial^2 \Phi}{\partial R^2} - \frac{\partial^2 \Phi}{\partial z^2} \right) = 0. \quad (4.52)$$

This is the restricting condition for the potential resulting from the existence of the integral (4.50).

In its form the condition (4.52) coincides with condition on the existence of quadratic integral for two-dimensional problem known from general dynamics (Whittaker 1904). The coincidence is not surprising, because as we saw, the integral  $J_3$  and the Stokes operator can be written formally in a form coinciding with the quadratic integral and the Stokes operator for two-dimensional problem. Therefore, also the resulting integral (4.50) is very similar to the quadratic integral in two-dimensional problem.

The condition (4.52) was derived also by Oort in the referred above paper (Oort 1928). Oort decided that the condition can not be satisfied, and derived the integral being a function of the energy and the momentum integrals. As a result the velocity distribution was biaxial. In order to explain the triaxiality of the velocity distribution, Oort used an explanation, equivalent with introducing the Lindblad's quasi-integral.

Surely, the condition (4.52) can not be satisfied precisely for the real Galaxy. But it is not so strict as the condition (4.32), corresponding to Lindblad's integral. This is related to an arbitrary constant  $z_0^2$ , contained in Eq. (4.52), which may be chosen in a way enabling the best fulfilment of Eq. (4.52) for the Galaxy. When the condition (4.52) is satisfied with sufficient precision, the integral (4.50) can be handled as a precise integral, just as  $J_1$  and  $J_2$  are. In opposite case it may be used only as quasi-integral, like the Lindblad's one [see Appendix B]. But even as a quasi-integral it can be used for orbits, much more different from circular ones than it was for the Lindblad's integral. One only has to choose different  $z_0^2$  for different orbits, in a way to ensure the best satisfaction of (4.52) for every orbit. In this case  $z_0^2$  is a function of  $J_1, J_2, J_3$  or some approximate function of  $R$  (we discuss orbits still not too different from circular).

In deriving the condition (4.52) we started with Eq. (4.51) determining the function  $\Phi^*$  contained in Eq. (4.50). When the condition (4.52) is valid, the function  $\Phi^*$  may be found in a form, satisfying both equations in (4.51). Integrating the second equation in (4.51) over  $z$  and taking into account that according to the first equation  $\Phi^* = \text{const}$  at  $z = 0$ , we derive

$$z_0^2 \Phi^*(R, z) = (R^2 + z_0^2)[\Phi(R, z) - \Phi_0(R)] - R \int_0^z \frac{\partial \Phi(R, z)}{\partial R} z dz + \text{const}. \quad (4.53)$$

We derive another formula for  $\Phi^*$  by integrating the first equation of (4.51) with respect to  $R$ , and taking into account that according to the second equation  $\Phi^* - \Phi = \text{const}$  at  $R = 0$ . If Eq. (4.52) is fulfilled both formulae must give the same results to the precision of additive constant. In this case the integral (4.50) is the precise integral of motion. When the condition (4.52) is not satisfied, the integral (4.50) can be used only as a quasi-integral for more or less circular orbits, and the two equations for  $\Phi^*$  will give different results. In this case for calculation of  $\Phi^*$  Eq. (4.7) must be used. Equation (4.7) satisfies precisely the second equation in (4.51), and for nearly circular orbits it satisfies within sufficient precision also the first equation.  $z_0^2$

#### 4. The third integral and the dynamics of stationary Galaxy

is assumed to be chosen in accordance with the condition (4.52) and is constant for given orbit.

In order to calculate the function  $\Phi^*$ , and to apply the integral (4.50) to real systems, the numerical value of  $z_0^2$  has to be known. Hence there appears the problem of determining the  $z_0^2$  from observational data. To solve it we may use the condition (4.52) for  $z \rightarrow 0$ . Differentiating (4.52) with respect to  $z$  and taking thereafter  $z = 0$ , we have

$$3\frac{\partial\Phi}{\partial R} + R\frac{\partial^2\Phi}{\partial R^2} - 4R\frac{\partial^2\Phi}{\partial z^2} - (R^2 + z_0^2)\frac{\partial^3\Phi}{\partial R\partial z^2} = 0. \quad (4.54)$$

Partial derivatives  $\partial\Phi/\partial R$  and  $\partial^2\Phi/\partial R^2$  are related to the Oort constants  $A$  and  $B$  (for motion in circular orbits) in the way

$$\frac{1}{R}\frac{\partial\Phi}{\partial R} = -(A - B)^2; \quad \frac{\partial^2\Phi}{\partial R^2} = (A - B)(3A + B). \quad (4.55)$$

Further, according to our designations Kuzmin (1952b)

$$\left(\frac{\partial^2\Phi}{\partial z^2}\right)_{z=0} = -C^2. \quad (4.56)$$

Therefore, Eq. (4.54) will have the form

$$(R^2 + z_0^2)\frac{dC^2}{dR} + 4R[C^2 + B(A - B)] = 0. \quad (4.57)$$

The derived equation can be used to determine  $z_0^2$ . The values of  $A$ ,  $B$  and  $C$  in the vicinity of the Sun are quite well known from the rotation of flat subsystems of the Galaxy, and from the stellar motions perpendicular to the galactic plane. Only the radial gradient of  $C$  is unknown. Therefore, the problem of the determination of  $z_0^2$  reduces to the determination of that gradient.

Equation (4.54) leads us to an important consequence on the character of  $z_0^2$ . As due to Galactic flattening its equipotential surfaces must have at  $z = 0$  higher curvature than the spheres, centres of which coincide with the centre of the Galaxy, for  $z = 0$  the expression  $\partial^2\Phi/\partial z^2 < \partial\Phi/R\partial R (< 0)$  must be valid. Furthermore, we may assume that  $-\partial\Phi/R\partial R$  or  $-\partial^2\Phi/\partial z^2$  decreases with increasing of  $R$ , *i.e.* that  $\partial^2\Phi/\partial R^2 > \partial\Phi/R\partial R$  or  $\partial^3\Phi/\partial R\partial z^2 > 0$ . From Eq. (4.54) it results, that when  $z_0$  does not depend on  $R$  ( $J_3$  is a precise integral)  $z_0^2 > 0$ , *i.e.*  $z_0$  is a real quantity.

#### 4.8.

Let us discuss now what can we conclude about the velocity distribution on the basis of the integral (4.50). By rotating the coordinate axes  $v_R$  and  $v_z$  we turn the integral into the sum of squares of velocities. We derive

$$J_3 = z_0^2(\xi_2^2 v_1^2 + \xi_1^2 v_2^2) + z_0^2 v_\theta^2 - 2z_0^2 \Phi^*, \quad (4.58)$$

where  $\xi_1^2$  and  $\xi_2^2$  are roots of the equation

$$z_0^2 \xi^4 - (R^2 + z_0^2 + z^2) \xi^2 + z^2 = 0, \quad (4.59)$$

and  $v_1$  and  $v_2$  are new velocities, replacing after the coordinate rotation the coordinates  $v_R$  and  $v_z$ . As according to Eq. (4.59)  $z^2 = z_0^2 \xi_1^2 \xi_2^2$ , and the common factor  $z_0^2$  in  $J_3$  may be rejected, we have for  $J_3$  the following expression

$$J_3 = \xi_2^2 v_1^2 + \xi_1^2 v_2^2 + \xi_1^2 \xi_2^2 v_\theta^2 - 2\Phi^*. \quad (4.60)$$

For the rotation angle  $\alpha$  of the coordinate axis we get the formula

$$\tan 2\alpha = \frac{2Rz}{R^2 + z_0^2 - z^2}. \quad (4.61)$$

The formula gives two values of  $\alpha$  between  $0^\circ$  and  $180^\circ$ . They correspond to the angles between the axes  $v_1$  and  $v_2$  and  $v_R$  axis, or, in other words, the angles between the axes  $v_1$  and  $v_2$  and the galactic plane.

Equation (4.59) can be represented in form

$$\frac{R^2}{\xi^2 - 1} + \frac{z^2}{\xi^2} = z_0^2. \quad (4.62)$$

If we assume  $z_0^2$  to be a constant, it results from Eq. (4.62) that the positions of constant  $\xi^2$  are the confocal second order surfaces with foci on  $z$  axis at points  $z = +z_0$  and  $z = -z_0$ . The values  $\xi^2 > 1$  correspond to the ellipsoids of revolution, the values  $0 < \xi^2 < 1$  to the two-sheeted hyperboloids of revolution. The turning point  $\xi^2 = 1$  corresponds to  $z$  axis, and  $\xi^2 = 0$  to the plane  $z = 0$ . Every point in space corresponds only to one ellipsoid and to one hyperboloid. For that reason two values of  $\xi^2$  correspond to every point. These two values are the roots of the Eq. (4.59)  $\xi_1^2$  and  $\xi_2^2$ . The values  $\xi_1$  and  $\xi_2$  can be handled as curvilinear coordinates replacing  $R$  and  $z$ . Let us agree that  $\xi_1$  correspond to ellipsoids and  $\xi_2$  to hyperboloids, *i.e.*  $\xi_1^2 \geq 1$  and  $\xi_2^2 \leq 1$ . Besides we may assume that  $\xi_2 > 0$  corresponds to the northern part of hyperboloid ( $z > 0$ ) and  $\xi_2 < 0$  to the southern part ( $z < 0$ ). We assume  $\xi_1$  to be positive (as an analogy with  $R$ ).

The surfaces of constant  $\xi^2$  have the property that at every point the axes  $v_1$  and  $v_2$  are perpendicular or tangent to them. To proof it let us calculate the derivative of Eq. (4.59) (or Eq. 4.62) for  $\xi^2 = \text{const}$ . From the new equation derived in that way, and from Eq. (4.59) (or Eq. 4.62) we eliminate  $\xi^2$ . As a result we have

$$Rz(dR^2 - dz^2) - (R^2 + z_0^2 - z^2)dRdz = 0. \quad (4.63)$$

The equation is a differential equation of the surface  $\xi^2 = \text{const}$ . It is now easy to find an angle between the galactic plane and the tangent planes of these surfaces. We obtain the formula coinciding with Eq. (4.61). It means that the axis  $v_1$  and  $v_2$  are either tangent or perpendicular to the surfaces  $\xi^2 = \text{const}$ . Besides, the fact, that for

#### 4. The third integral and the dynamics of stationary Galaxy

$\xi_2 = z = 0$  the expressions of  $J_3$  the Eqs. (4.50) and (4.58) must coincide, gives us that the  $v_1$  axis is perpendicular to ellipsoids, and the  $v_2$  axis to hyperboloids (the ellipsoids and hyperboloids intersect orthogonally).

If the phase density depends on  $J_1$ ,  $J_2$  and  $J_3$ , the velocity distribution must be symmetric about the planes  $v_1 = 0$  and  $v_2 = 0$ , as the integral  $J_3$  is symmetric about these planes. The velocity distribution is in general triaxial in the sense, that the formally calculated velocity ellipsoid is triaxial. One of ellipsoid's axis must coincide with the  $v_\theta$  axis, the remaining two must be parallel to the axes  $v_1$  and  $v_2$ . In particular case the distribution may be really ellipsoidal, in general not necessarily.

As the axes  $v_1$  and  $v_2$  are perpendicular to confocal surfaces of revolution, determined by Eq. (4.62), the axes of velocity ellipsoid are also perpendicular to these surfaces. Eddington called this class of surfaces the main velocity surfaces. In his paper (Eddington 1915b) referred above, he also derived the main velocity surfaces in form of confocal second order surfaces. In particular case of axial symmetry they coincide with the surfaces of revolution (4.62). In that particular case one of the two different from the energy integral quadratic integrals by Clark (1937) turns into the integral  $J_3$  in accordance with Eq. (4.60), the other one into a function of integrals  $J_1$ ,  $J_2$  and  $J_3$  [see Appendix C].

The derived results for the surfaces  $\xi^2 = \text{const}$ , and for the main velocity surfaces, correspond to the case when  $z_0^2$  is constant, *i.e.* when  $J_3$  is the precise integral of motion. When  $J_3$  is a quasi-integral and  $z_0^2$  not precisely a constant, the results surely change. The surfaces  $\xi^2 = \text{const}$  and main velocity surfaces no longer coincide, and are no longer the confocal surfaces of second order. However at distances not too far away from the galactic plane, the only place where  $J_3$  can actually be used, the results do not change significantly.

It results from the above considerations concerning the main velocity surfaces and from Eq. (4.61) that outside the galactic axis and the galactic plane the axis of the velocity ellipsoid are inclined to the galactic plane. At points, symmetrical to the galactic plane, the axis of ellipsoid are directed symmetrically. This is related to the symmetry of the integral  $J_3$  about the galactic plane.

Contemporary observational data is not yet able to give hints about the obliquity of the velocity ellipsoid outside of the galactic plane. But from theoretical point of view there remain no doubts. First, it was derived by Eddington in the referred above paper. Later the same was concluded by Chandrasekhar (1939). However, despite that correct conclusion, the basis of Chandrasekhar's paper is erroneous. He tried to generalise the two-dimensional theory of Lindblad (1927, 1936) ellipsoidal velocity distribution into three dimensions. The referred theory is based on the study of nearly circular orbits, and its application even in generalised three-dimensional form must be limited only to regions near to the galactic plane. Chandrasekhar uses completely formally the method of nearly circular orbits at large distances from the galactic plane, where orbits highly differ from the circular ones, and where the method is not appli-



cable<sup>10</sup>. Also in general the method of nearly circular orbits, proposed by Lindblad, does not give nothing new, when compared to results one can acquire directly from the Jeans theorem and from the integrals  $J_1$ ,  $J_2$  and the Lindblad's quasi-integral. The method only complicates the theory and narrows its possibilities.

#### 4.9.

As we saw, the third integral (4.50) has significant advantages when compared to the Lindblad's integral, and for that reason it can be used as a quasi-integral not only for flat Galactic subsystems but also for subsystems with quite moderate eccentricities. But, in order to explain the triaxial velocity distribution of spherical subsystems, the integral  $J_3$  can not be used as a quasi-integral, because the orbits of objects in spherical subsystems differ rather highly from circular. Therefore, if we try to explain the triaxial velocity distribution of all Galactic subsystems within the theory of a stationary Galaxy, we have to assume, that the condition (4.52) is valid for the whole Galaxy with significant precision, and that  $J_3$  can be handled as a precise integral of motion. For that reason it seems very interesting to discuss the problem, how precisely the condition (4.52) can be valid for the whole Galaxy. Maybe the condition (4.52) is valid as precisely as the condition of stationarity or axial symmetry.

In order to study the validity of the condition (4.52) for the Galaxy, first of all Eq. (4.52) as a differential equation for  $\Phi$  (for  $z_0^2 = \text{const}$ ) has to be solved. The solution of the equation is known from general dynamics (see Whittaker 1904). It can be easily derived after transforming the equation into canonical form.

For the characteristics of Eq. (4.52) we find the equation, coinciding with Eq. (4.63). It results now, that the characteristics are confocal second order surfaces (4.62), discussed above. Therefore, in order to transform Eq. (4.52) into canonical form, new variables  $\xi_1$  and  $\xi_2$  are needed.

By taking into account that  $\xi_1^2$  and  $\xi_2^2$  are the roots of Eq. (4.59), it is easy to derive the relations between  $R$  and  $z$ , and  $\xi_1$  and  $\xi_2$

$$\left. \begin{aligned} R^2 &= z_0^2(\xi_1^2 - 1)(1 - \xi_2^2), \\ z^2 &= z_0^2\xi_1^2\xi_2^2. \end{aligned} \right\} \quad (4.64)$$

From these equations we find the expressions for  $\partial/\partial R$  and  $\partial/\partial z$

$$\left. \begin{aligned} \frac{z_0^2}{R} \frac{\partial}{\partial R} &= \frac{\xi_1^2}{\xi_1^2 - \xi_2^2} \frac{1}{\xi_1} \frac{\partial}{\partial \xi_1} - \frac{\xi_2^2}{\xi_1^2 - \xi_2^2} \frac{1}{\xi_2} \frac{\partial}{\partial \xi_2}, \\ \frac{z_0^2}{z} \frac{\partial}{\partial z} &= \frac{\xi_1^2 - 1}{\xi_1^2 - \xi_2^2} \frac{1}{\xi_1} \frac{\partial}{\partial \xi_1} + \frac{1 - \xi_2^2}{\xi_1^2 - \xi_2^2} \frac{1}{\xi_2} \frac{\partial}{\partial \xi_2}. \end{aligned} \right\} \quad (4.65)$$

<sup>10</sup>In study of highly flattened Galactic subsystems the method of nearly circular orbits is though suitable for using. Instead of integrals  $J_1$ ,  $J_2$ ,  $J_3$  as arguments of the phase density the integrals of nearly circular motion should be used. [Later footnote.]

#### 4. The third integral and the dynamics of stationary Galaxy

By using Eqs. (4.64) and (4.65), we derive from Eq. (4.51) the following quite simple equations

$$\frac{\partial \Phi^*}{\partial \xi_1} = \xi_2^2 \frac{\partial \Phi}{\partial \xi_1}; \quad \frac{\partial \Phi^*}{\partial \xi_2} = \xi_1^2 \frac{\partial \Phi}{\partial \xi_2}. \quad (4.66)$$

Differentiating the first of these equations with respect to  $\xi_2$ , and the second with respect to  $\xi_1$ , and eliminating  $\partial^2 \Phi^* / \partial \xi_1 \partial \xi_2$ , we have

$$\frac{\partial^2}{\partial \xi_1 \partial \xi_2} [(\xi_1^2 - \xi_2^2) \Phi] = 0. \quad (4.67)$$

Equation (4.67) is just Eq. (4.52) in canonical form. It can be integrated immediately giving us the following expression for  $\Phi$

$$\Phi = \frac{\varphi_1(\xi_1) - \varphi_2(\xi_2)}{\xi_1^2 - \xi_2^2}, \quad (4.68)$$

where  $\varphi_1$  and  $\varphi_2$  are arbitrary functions. The derived result coincides with the Eddington's one (Eddington 1915b) in case of axially symmetrical potential.<sup>11</sup>

By integrating Eq. (4.66), and taking into account the expression for  $\Phi$ , we find for  $\Phi^*$

$$\Phi^* = \frac{\xi_2^2 \varphi_1(\xi_1) - \xi_1^2 \varphi_2(\xi_2)}{\xi_1^2 - \xi_2^2}. \quad (4.69)$$

In addition to the expressions for  $\Phi$  and  $\Phi^*$ , it is interesting to have a look at the expressions for the gradients of  $\Phi$  with respect to  $R$  and  $z$ . By using Eq. (4.65) we find from Eq. (4.68) that

$$\left. \begin{aligned} -z_0^2 \frac{\partial \Phi}{R \partial R} &= 2 \frac{(\xi_1^2 + \xi_2^2)(\varphi_1 - \varphi_2)}{(\xi_1^2 - \xi_2^2)^3} - \frac{\xi_1 \varphi_1' + \xi_2 \varphi_2'}{(\xi_1^2 - \xi_2^2)^2}, \\ -z_0^2 \frac{\partial \Phi}{z \partial z} &= 2 \frac{(\xi_1^2 + \xi_2^2 - 2)(\varphi_1 - \varphi_2)}{(\xi_1^2 - \xi_2^2)^3} - \frac{(\xi_1 - \xi_1^{-1})\varphi_1' + (\xi_2 - \xi_2^{-1})\varphi_2'}{(\xi_1^2 - \xi_2^2)^2}, \end{aligned} \right\} \quad (4.70)$$

where apostrophe signifies the derivative of  $\varphi_1$  and  $\varphi_2$  with respect to their arguments.

Equation (4.68) enables also to find an expression for the mass density  $\rho$  on the basis of Poisson's equation (4.10). For that we use general expression of Laplace's operator in curvilinear coordinates (see for example Subbotin (1948, Sect. 1). In our curvilinear coordinates  $\xi_1$ ,  $\xi_2$  and  $\theta$  and axial symmetry the Laplace's operator has the form

$$\nabla^2 = \frac{1}{H_1 H_2 H_\theta} \left[ \frac{\partial}{\partial \xi_1} \left( H_\theta \frac{H_2}{H_1} \frac{\partial}{\partial \xi_1} \right) + \frac{\partial}{\partial \xi_2} \left( H_\theta \frac{H_1}{H_2} \frac{\partial}{\partial \xi_2} \right) \right], \quad (4.71)$$

<sup>11</sup>The same expression for the potential was derived by Camm (1941). He derived also an expression for the density. Analogous expression for the potential and the density can be found also in a paper by Fricke (1952). But there author chose a non-suitable positions of foci (not in  $z$  axis, but in  $R$  axis). Also van Albada (1952) positioned foci in  $R$  axis, resulting a wrong conclusion about non-applicability of the theoretical expression for the potential to real stellar systems. [Later footnote.]

where  $H_1, H_2, H_\theta$  are Lamé coefficients for  $\xi_1, \xi_2$  and  $\theta$  respectively

$$\begin{aligned} H_1^2 &= \left( \frac{\partial R}{\partial \xi_1} \right)^2 + \left( \frac{\partial z}{\partial \xi_1} \right)^2 = z_0^2 \frac{\xi_1^2 - \xi_2^2}{\xi_1^2 - 1}, \\ H_2^2 &= \left( \frac{\partial R}{\partial \xi_2} \right)^2 + \left( \frac{\partial z}{\partial \xi_2} \right)^2 = z_0^2 \frac{\xi_1^2 - \xi_2^2}{1 - \xi_2^2}, \\ H_\theta^2 &= \left( \frac{\partial R \theta}{\partial \theta} \right)^2 = z_0^2 (\xi_1^2 - 1)(1 - \xi_2^2). \end{aligned} \quad (4.72)$$

Substituting Eqs. (4.68), (4.71) and (4.72) into Eq. (4.10), we derive for the mass density  $\rho$  the following expression

$$\begin{aligned} 4\pi z_0^2 G \rho &= 2 \frac{(\varphi_1 - \varphi_2 - \xi_1 \varphi_1' + \xi_2 \varphi_2')(2 - \xi_1^2 - \xi_2^2)}{(\xi_1^2 - \xi_2^2)^3} - \\ &\quad - \frac{(\xi_1^2 - 1)\varphi_1'' - (1 - \xi_2^2)\varphi_2''}{(\xi_1^2 - \xi_2^2)^2}. \end{aligned} \quad (4.73)$$

In order to clarify the applicability of the restriction on the potential, resulting from the integral  $J_3$ , the applications of formulae for the potential and for the mass density have to be studied. If it is possible to construct with the help of these formulae a model of the Galaxy, having physical meaning, and not being in contradiction with observational data, it will mean that most essential spatio-kinematical characteristics of Galactic structure, including the velocity distribution triaxiality, can be explained within the theory of a stationary Galaxy. Construction of these kind of models along with some other problems, related with the third integral of stellar motion, will be discussed in a subsequent paper.

1953

## Appendices added in 1969

### 4.10. A. Even and odd parts of the quadratic integral

Using the Liouville's equation, Idris (1959) demonstrated that every conservative integral consist of two integrals — even and odd with respect to velocities. This results from the fact that motion along a given orbit may be in two opposite directions. If we fix for the axially symmetric stationary potential the integral  $J_2$ , and introduce “effective potential” (Eq. 4.38), the problem reduces to planar motion. Hence, the even and odd parts of the integral (4.34) with respect of  $v_R$  and  $v_z$  must be both the integrals of motion.

#### 4. The third integral and the dynamics of stationary Galaxy

As the existence of even and odd in respect to  $v_R$  and  $v_z$  quadratic integrals put too strict restrictions on the potential, the odd part of the integral (4.34) must be rejected, limiting at once with

$$J_3 = a_{20}v_R^2 + 2a_{11}v_Rv_z + a_{02}v_z^2 + a_{00}, \quad (4.74)$$

But in this case the condition (4.35)

$$\frac{\partial J_3}{\partial \theta} = 0 \quad (4.75)$$

is no more an independent assumption, but a consequence. It can be derived after substituting  $J_3$  to the Liouville's equation. Therefore, the independence of the integral on  $\theta$  results from the need to minimalize the restrictions on the potential.

The same results come from the paper by Camm (1941), where a particular case when quadratic integral depends on  $\theta$  (for axially symmetric potential) was studied. The resulting limitations on the potential are completely unacceptable.

#### 4.11. B. The third quadratic integral as a quasi-integral

If we handle the third integral as a quasi-integral, not only  $z_0$  but also the zero point of  $R$  must depend on orbit, *i.e.* on the values of  $J_1$ ,  $J_2$ ,  $J_3$ . It was understood by us after the publication of the first papers on the third integral. This idea was further developed by van de Hulst (1962).

Foci, related to the third quadratic quasi-integral in elliptical coordinates, lie at points

$$R = R_f, \quad z = z_f = \pm z_0, \quad (4.76)$$

and in general  $R_f \neq 0$ . Integral has the form

$$J_3 = [(R - R_f)v_z - zv_R]^2 + \frac{R - R_f}{R}z^2v_\theta + z_f^2(v_z^2 - 2\Phi^*). \quad (4.77)$$

where

$$z_f^2\Phi^* = [(R - R_f)^2 + z_f^2][\Phi(R, z) - \Phi(R, 0)] - (R - R_f) \int_0^z \frac{\partial \Phi}{\partial R} z dz. \quad (4.78)$$

The parameters  $R_f$  and  $z_f$  must be chosen in a way that in the region of  $R, z$ , covered by loops of orbit, the following equation will be valid as precisely as possible

$$\begin{aligned} & \frac{3J_2^2 R_f}{R^4} + 3 \left[ z \frac{\partial \Phi}{\partial R} - (R - R_f) \frac{\partial \Phi}{\partial z} \right] - \\ & - [(R - R_f)^2 + z_f^2 - z^2] \frac{\partial^2 \Phi}{\partial R \partial z} + (R - R_f) z \left( \frac{\partial^2 \Phi}{\partial R^2} - \frac{\partial^2 \Phi}{\partial z^2} \right) = 0. \end{aligned} \quad (4.79)$$

### 4.12. C. Quadratic integrals by Clark

Let us assume a system of confocal ellipsoidal coordinates  $\lambda, \mu, \nu$ , where  $\lambda$  is the major semiaxis of ellipsoids,  $\mu$  is the major semiaxis of hyperboloids of one sheet, and  $\nu$  the real semiaxis of hyperboloids of two sheet. The following relations must be valid

$$\lambda \geq \alpha \geq \mu \geq \beta \geq \nu \geq -\beta,$$

where  $\alpha$  and  $\beta$  are constants (the major semiaxis of the focal ellipse and the real semiaxis of focal hyperboloid).

The integrals by Clark (1937) (they were contained already in the paper by Eddington (1915b)) are

$$\left. \begin{aligned} J_1 &= v_\lambda^2 + v_\mu^2 + v_\nu^2 + \Phi, \\ J_2^* &= (\mu^2 + \nu^2)v_\lambda^2 + (\nu^2 + \lambda^2)v_\mu^2 + (\lambda^2 + \mu^2)v_\nu^2 + 2\Phi_*, \\ J_3^* &= \mu^2\nu^2v_\lambda^2 + \nu^2\lambda^2v_\mu^2 + \lambda^2\mu^2v_\nu^2 + 2\Phi_{**}, \end{aligned} \right\} \quad (4.80)$$

where  $v_\lambda, v_\mu, v_\nu$  are the velocity components along the coordinate lines  $\lambda, \mu, \nu$ .

The functions  $\Phi_*$  and  $\Phi_{**}$  both satisfy three partial differential equations of the first order. This system of equations gives three second order differential equations for  $\Phi$ . These equations can be solved and we have

$$\left. \begin{aligned} \Phi &= F_\lambda + F_\mu + F_\nu, \\ \Phi_* &= (\mu^2 + \nu^2)F_\lambda + (\nu^2 + \lambda^2)F_\mu + (\lambda^2 + \mu^2)F_\nu, \\ \Phi_{**} &= \mu^2\nu^2F_\lambda + \nu^2\lambda^2F_\mu + \lambda^2\mu^2F_\nu. \end{aligned} \right\} \quad (4.81)$$

Here

$$F_\lambda = \frac{f(\lambda)}{(\lambda^2 - \mu^2)(\lambda^2 - \nu^2)}, \quad F_\mu = \frac{f(\mu)}{(\mu^2 - \nu^2)(\mu^2 - \lambda^2)}, \quad F_\nu = \frac{f(\nu)}{(\nu^2 - \lambda^2)(\nu^2 - \mu^2)}, \quad (4.82)$$

where  $f$  is an arbitrary function. Demanding that the functions  $\Phi, \Phi_*, \Phi_{**}$  have no singularities, next condition must be valid for the function  $f$

$$f(\alpha) = f(\beta) = 0.$$

Here we have an example of non-axisymmetric stationary potential allowing three single-valued integrals of motion. However, the potential is restricted by quite significant conditions: it is determined by an arbitrary function of one argument  $f$ , and by two parameters  $\alpha$  and  $\beta$ . If the argument  $f$  is an even function, the potential is symmetric about three mutually orthogonal planes. As all integrals are quadratic, they do not permit the differential motion of centroids.

For

$$\alpha = \beta = z_0$$

#### 4. The third integral and the dynamics of stationary Galaxy

the potential becomes axisymmetric. In this case

$$\lambda = z_0 \xi_1, \quad \mu = z_0, \quad \nu = z_0 \xi_2,$$

and integrals  $J_2^*$ ,  $J_3^*$  can be expressed via  $J_1$ ,  $J_2$ ,  $J_3$

$$J_2^* = J_2^2 + J_3 + z_0^2 J_1,$$

$$J_3^* = J_3.$$

Besides  $f(\xi) = \varphi(\xi)(\xi^2 - 1)$  and  $\Phi_* = \Phi + \Phi^*$ ,  $\Phi_{**} = \Phi^*$ .

The Clark's integrals and many other isolating integrals were analysed by Lynden-Bell (1962).

## 5. On the value of the dynamical parameter $C$ and the density of matter in the vicinity of the Sun <sup>1</sup>

In the paper Kuzmin (1952b) published in 1952 we denoted by  $C$  the dynamical parameter determining the change of the gravitational potential of the Galaxy  $\Phi$  in the direction perpendicular to the galactic plane and the density of matter in this plane  $\rho$ . Numerical values of  $C$  and  $\rho$  in the vicinity of the Sun were derived. In addition, the flattening of the Galaxy was deduced from dynamical considerations. The obtained value of  $C$  was found to be significantly lower than that obtained from the earlier study by Oort (1932). Accordingly the value of  $\rho$  was also lower. However, recently Parenago (1952, 1954b) has derived values of  $C$  and  $\rho$  consistent with the Oort values, while Safronov (1952) obtained a similar value of  $\rho$ . The purpose of the present paper is to clarify the reasons for the difference between our result and the results of Oort, Parenago, and Safronov, to discuss the accuracy of these results and the systematic errors in them, and, finally, to derive the probable values of  $C$  and  $\rho$ .

### 5.1. The dynamical parameter $C$ and the density of matter in the galactic plane $\rho$ . Method for determining $C$

#### 5.1.1.

The dynamical parameter  $C$  is related to the Galactic gravitational potential  $\Phi$  as follows:

$$C^2 = - \left( \frac{\partial^2 \Phi}{\partial z^2} \right)_{z=0}, \quad (5.1)$$

where  $z$  is the elevation above the galactic plane. Parameter  $C$  thus determines the dependence of  $\Phi$  on  $z$  near the galactic plane. This is a necessary complement to the rotational Oort parameters  $A$  and  $B$  for circular velocity motion. From the known formulas connecting  $A$  and  $B$  with circular velocity follows the following expressions for the relation of  $A$  and  $B$  with potential:

$$\left. \begin{aligned} (A - B)^2 &= -\frac{1}{R} \left( \frac{\partial \Phi}{\partial R} \right)_{z=0}, \\ (A - B)(3A + B) &= \left( \frac{\partial^2 \Phi}{\partial R^2} \right)_{z=0}, \end{aligned} \right\} \quad (5.2)$$

where  $R$  is the distance from the galactic axis. If the potential is symmetric with respect to the galactic axis and galactic plane, the values of  $A$ ,  $B$  and  $C$  at a given  $R = R_1$  determine completely the behaviour of the potential in the vicinity of the

---

<sup>1</sup> Published in Tartu Astron. Observatory Publications, vol. 33, pp. 3-34, 1955

## 5. The dynamical parameter $C$ and the matter density

galactic plane at  $R$  close to  $R_1$ . Decomposing the potential into a Taylor series, we have

$$\begin{aligned} \Phi(R, z) &= \Phi_0(R_1) - (A - B)^2 R_1 \Delta R + \\ &+ \frac{1}{2}(A - B)(3A + B)\Delta R^2 - \frac{1}{2}C^2 z^2 + \dots, \end{aligned} \quad (5.3)$$

where  $\Phi_0$  is the value of  $\Phi$  at  $z = 0$ , and  $\Delta R = R - R_1$ .

Using the expansion (5.3) and assuming that the potential is stationary, it is not difficult to determine the character of motion of stars along orbits, close to circular<sup>2</sup>. It is known that this motion can be decomposed into a circular orbit with angular velocity  $\omega = A - B$ , on which harmonic oscillations are superimposed on  $R, z$  and galactocentric longitude  $\theta$ . Thus the cyclical frequency of oscillations along  $z$  is equal to  $C$ , so the ratio  $\omega/C = (A - B)/C$  is equal to the ratio of period of oscillations along  $z$  to the period of orbit around the galactic center. If the potential were spherically symmetric, the orbit would be flat and both periods would be equal, hence  $\omega/C$  would be equal to unity. In reality the equipotential surfaces are flattened and  $\omega$  is less than  $C$ . The square of the  $\omega/C$  ratio is evidently the ratio of the radius of curvature of the equipotential surface at  $z = 0$  to the distance to the galactic centre (since the said radius is equal to the ratio of  $\partial \Phi / \partial R$  to  $\partial^2 \Phi / \partial z^2$  at  $z = 0$ ).

The relationship between the parameter  $C$  and the density of matter in the galactic plane  $\rho$  follows from the Poisson equation. Applying this equation, Parenago (1952, 1954b) and the author (Kuzmin 1952b) obtained the formula

$$4\pi G \rho = C^2 - 2(A^2 - B^2), \quad (5.4)$$

where  $G$  is the gravitational constant. With the exception of the outermost peripheral parts of the Galaxy, where  $\rho$  is small,  $C^2$  is significantly larger than  $A^2$  and  $B^2$ . Therefore the value of  $\rho$  is determined mainly by the value of  $C$  and vice versa.

Besides Eq. (5.4) we can write formulas connecting  $C$  and  $\omega = A - B$  with  $\rho$ :

$$\left. \begin{aligned} C^2 &= 4\pi G \rho f, \\ \omega^2 = (A - B)^2 &= 4\pi G \rho g. \end{aligned} \right\} \quad (5.5)$$

Here the multipliers  $f$  and  $g$  depend on the mass distribution in the Galaxy. To calculate  $f$  and  $g$  we decompose the mass distribution into a sum of inhomogeneous spheroids, the spheroids being approximate galactic subsystems. The values  $f$  and  $g$  can then be found as averaged values of  $f$  and  $g$  for the individual spheroids. The averaging is carried out with a weight proportional to the spheroid density at  $z = 0$  and a given  $R$ . The values of  $f$  and  $g$  for the  $i$ -th spheroid are calculated by the formulas<sup>3</sup>.

$$\left. \begin{aligned} f_i &= \epsilon_i \int_0^R \left(1 - \frac{a^2 e_i^2}{R^2}\right)^{-3/2} \frac{\rho_i(a)}{\rho_i(R)} \frac{a^2 da}{R^2}, \\ g_i &= \epsilon_i \int_0^R \left(1 - \frac{a^2 e_i^2}{R^2}\right)^{-1/2} \frac{\rho_i(a)}{\rho_i(R)} \frac{a^2 da}{R^2}, \end{aligned} \right\} \quad (5.6)$$

<sup>2</sup>See for instance Parenago (1954a), § 63

<sup>3</sup>These formulas follow from the known formulas of attraction of the element ellipsoidal layer (see, for example, Zhukowski (1950) p. 763ff.)



where  $a$  is the major semiaxis of the isodensity surface,  $\rho_i(a)$  is the corresponding density,  $\epsilon_i$  is the ratio of the minor and major axes of the isodensity surfaces, and  $e_i^2 = 1 - \epsilon_i^2$ . Instead of the sum of inhomogeneous spheroids, the distribution of masses in the Galaxy can also be represented by the sum of homogeneous spheroids, as done by Oort [2] and Safronov [5]. However, if we do not resort to a very large number of spheroids, the model turns out to be very crude.

From Eq. (5.6) we can see that  $f_i$  and  $g_i$  are the greater the higher is the mass concentration of the spheroid towards the centre. Moreover, the effect of the mass concentration on  $g_i$  is greater than on  $f_i$ . Moreover,  $g_i$  is more sensitive to changes in the flatness of the spheroid, decreasing as  $\epsilon_i$  decreases. If  $\epsilon_i$  is very small, then  $g_i$  is proportional to  $\epsilon_i$ , and  $f_i$  is close to unity. In this case the spheroid approaches the plane-parallel layer in its properties. Since the Galaxy is rather strongly flattened, for most spheroids  $f_i$  is close to unity and  $f$ , appearing in the first Eq. (5.5), should therefore also be close to unity, which agrees with Eq. (5.4) where  $C^2$  is significantly larger than  $A^2$  and  $B^2$ . As to the value  $g_i$ , at those values of  $R$  for which the influence of mass concentration to the centre of the spheroid is small,  $g_i$  is of order  $\epsilon_i$ . Therefore if  $R$  is not very large, then  $g$  in the second Eq. (5.5) has an order of mean value of  $\epsilon_i$ . The square of  $\omega/C$  has the same order, since it is equal to  $g/f$ . At large  $R$  comparable with the Galactic radius, the influence of the mass concentration towards the centre of the spheroid on  $f_i$  and  $g_i$ , and hence on  $f$  and  $g$ , becomes large. Therefore, when approaching the periphery of the Galaxy,  $g$ , and then  $f$ , begin to increase rapidly, tending towards infinity. The ratio  $g/f$  approaches to unity.

### 5.1.2.

The method employed by Oort (1932), Parenago (1952, 1954b) and the author (Kuzmin 1952b) to determine  $C$ , or generally the dependence of  $\Phi$  on  $z$ , is based on using the relation between the motion and  $z$ -coordinate distribution of stars. Starting from the six-dimensional continuity equation for a stationary stellar system with axial symmetry, we obtain the following expression for the joint distribution function of  $z$ -components of velocities and  $z$ -coordinates of stars (Kuzmin 1952b):

$$F = F[v_z^2 - 2(\Phi(R, z) - \Phi_0(R))], \quad (5.7)$$

where  $v_z$  is the  $z$ -component of the peculiar velocity<sup>4</sup>.

For the stellar density  $D$  according to Eq. (5.7) we obtain:

$$D = \int_{-\infty}^{\infty} F[v_z^2 - 2(\Phi - \Phi_0)] dv_z. \quad (5.8)$$

---

<sup>4</sup>Beside stationarity and axial symmetry of the stellar system, in deriving Eq. (5.7) we have to assume that the mean value of the velocity component at  $R$ -coordinate is zero for every given value of  $v_z$ . This condition contradicts a conclusion of the theory of the stationary Galaxy, according to which the velocity ellipsoid outside the Galactic plane is inclined to the latter (see Kuzmin (1953)). However, it can be shown that for planar subsystems of the Galaxy the inclination of the velocity ellipsoid does not cause an appreciable error in the Eq. (5.7). In the case of intermediate and especially spherical subsystems the error of Eq. (5.7) can be significant.

## 5. The dynamical parameter $C$ and the matter density

If we assume that  $v_z$  distribution in a given subsystem of the Galaxy is normal (Gaussian), Eq. (5.8) gives the following expression for the density of such a subsystem:

$$D = D_0 e^{\frac{\Phi - \Phi_0}{\sigma_z^2}}. \quad (5.9)$$

Here  $D_0$  is the value of  $D$  at  $z = 0$  and  $\sigma_z$  is the variance of  $v_z$ , which in this case is independent of  $z$ . Knowing  $\sigma_z$  and the dependence of  $D$  on  $z$  for the subsystem with normal distribution  $v_z$  we can derive, by Eq. (5.9), the dependence of  $\Phi$  on  $z$ , hence the value of  $C$ . The latter can also be inferred directly from the dependence of  $D$  on  $z$  in the vicinity of the galactic plane. For small  $|z|$  we can put, according to (5.3),

$$\Phi(R, z) = \Phi_0(R) - \frac{1}{2}C^2 z^2, \quad (5.10)$$

and Eq. (5.9) gives

$$D = D_0 e^{-\frac{C^2 z^2}{2\sigma_z^2}}. \quad (5.11)$$

Denoting  $C^2/2\sigma_z^2 = 1/2\zeta^2$  we get

$$D = D_0 e^{-\frac{z^2}{2\zeta^2}} \quad (5.12)$$

and

$$C = \frac{\sigma_z}{\zeta}. \quad (5.13)$$

Thus, if the distribution  $v_z$  is normal, then for small  $|z|$  the density distribution turns out to be also normal. To determine  $C$ , we need to find  $\zeta$  from the dependence of  $D$  on  $z$  at small  $|z|$ . Eq. (5.13) then gives  $C$ .

If the  $v_z$  distribution of the given subsystem of the Galaxy differs from the normal one, then to derive the dependence  $\Phi$  on  $z$  we have to apply the general Eq. (5.8). Calculating by this formula  $D$  as a function of  $\Phi$  and knowing  $D$  as a function of  $z$  from observations, we find the required dependence of  $\Phi$  on  $z$ . For small  $|z|$  the calculation will give the dependence of  $D$  on  $z$ , comparison of which with the observed dependence of  $D$  on  $z$  gives  $C$ . In practice it is convenient, following Oort (1932), to expand the distribution  $v_z$  into a sum of normal distributions. Then the dependence  $D$  on  $\Phi$  is obtained as a sum of distributions (5.9).

The  $v_z$  distribution, if different from the normal distribution, changes as a function of  $z$ ; it depends on  $z$  and the value of  $\sigma_z$ . This change can be seen from Eq. (5.7). It is, however, more convenient to use an expansion of the normal distribution. If a distribution  $v_z$  is represented as a sum of normal distribution, added with positive weights, then  $\sigma_z$  obviously increases with  $|z|$ , since  $D$  under a normal distribution  $v_z$  with small  $\sigma_z$  decreases with  $|z|$  faster than  $D$  under a normal distribution  $v_z$  with large  $\sigma_z$ . Otherwise  $\sigma_z$  may also decrease with  $|z|$ . The relation between the dependence of  $D$  and  $\sigma_z$  on  $z$  is given by the well-known Jeans equation

$$\frac{\partial(D\sigma_z^2)}{\partial z} = D \frac{\partial\Phi}{\partial z}. \quad (5.14)$$

## 5.2. Studies by Oort, Parenago, Safronov and author on $C$ and $\rho$

In the case of normal distribution of  $v_z$  this equation is equivalent to Eq. (5.9) since in this case  $\sigma_z = \text{const}$  and (5.9) is a solution of equation (5.14).

In the case of a very flat subsystem, Eq. (5.10) can be assumed to be valid in the entire thickness of the subsystem. Therefore, in the case of a normal  $v_z$  distribution, the density of the very flat subsystem is normal distribution law (5.12), with  $\zeta$  having the meaning of the variance of  $z$ . For a very flat subsystem

$$F = F(v_z^2 + C^2 z^2). \quad (5.15)$$

It follows from the symmetry of this expression with respect to  $v_z$  and  $Cz$  that the  $z$  distribution in the very flat subsystem is the same as the total distribution of  $v_z$  over the entire thickness of the subsystem. The ratio of  $v_z$  dispersion to  $z$  dispersion equals  $C$ . The latter result is not difficult to obtain either by integrating the Jeans equations twice over  $z$ , or by applying the virial theorem to the  $z$ -coordinate motion. Thus, in the case of very flat subsystems the Eq. (5.13) is applicable for any distribution, unless  $\sigma_z$  is taken as the mean of the variance  $v_z$  over the entire thickness of the subsystem, and  $\zeta$  is the variance of  $z$ .

## 5.2. Studies by Oort, Parenago, Safronov and author on $C$ and $\rho$

### 5.2.1.

The first reliable data on the Galactic gravitational potential as a function of  $z$  in the solar neighbourhood was obtained by Oort (1932). He used the radial velocities of stars at high galactic latitudes, the spatial velocities of nearby stars, and the data by van Rhijn (1925) on the dependence of  $D$  from  $z$  for stars with different absolute magnitude. Dividing the stars into groups according to their absolute magnitude Oort presented the distribution of  $z$  velocities of stars in every group as the sum of two or three normal distributions, or corresponding stellar density distribution as the sum of two or three distributions of (5.9). Further, comparing  $D(\Phi)$  with  $D(z)$  it was possible to derive  $\Phi(z)$ . But Oort did not use this possibility and solved the problem in a more complicated way by calculating  $\sigma_z$  and  $\partial\Phi/\partial z$  as functions of  $z$  with the help of subsequent iterations. In calculating  $\partial\Phi/\partial z$  he used the Jeans equation (5.14). As a result he derived  $\partial\Phi/\partial z$  as a function of  $z$  for  $0 \leq |z| \leq 600$  pc. Oort found the dependence of  $\partial\Phi/\partial z$  from  $z$  for  $0 \leq |z| \leq 200$  pc to be nearly linear, and that in this range  $-\partial^2\Phi/\partial z^2 = 5.62 \cdot 10^{-30} \text{ s}^{-2}$ . On the basis of the number of stars used by Oort in velocity distribution determination (over 500), the precision of van Rhijn data and the agreement of the results for different absolute magnitudes of stars we estimate the mean error of  $-\partial^2\Phi/\partial z^2$ , derived by Oort, to be 10–15 per cent. Hence, according to Oort in the solar neighbourhood

$$C = 73 \pm 4 \text{ km/s/kpc.}$$

To determine the matter density in the solar neighbourhood Oort did not use the Poisson's equation. Instead he used a method, which in its essence is the application

## 5. The dynamical parameter $C$ and the matter density

of Eq. (5.5), where  $f$  and  $g$  are calculated on the basis of some probable mass distribution of the Galaxy, chosen in a way to obtain a realistic value for  $\omega^2/C^2 = g/f$ . He analysed four models of the Galaxy consisting of homogeneous spheroids, while for two of them he assumed the presence of a massive local system. Different models gave slightly different values for the density in the vicinity of the Sun. As the final value Oort accepted the mean of them, namely  $6.3 \cdot 10^{-24} \text{ g/cm}^3$ . This value nearly coincides with the one resulting from Eq. (5.4). Taking  $C$  according to Oort and  $A = 20 \text{ km/s/kpc}$  and  $B = -13 \text{ km/s/kpc}$ , for example, we have

$$\rho = (6.1 \pm 0.8) \cdot 10^{-24} \text{ g/cm}^3 = 0.09 \pm 0.01 \text{ M}_\odot/\text{pc}^3,$$

where the mean error is determined in fact by the error of  $C$ , as  $C^2$  significantly exceeds  $A^2$  and  $B^2$ .

Our determination of  $C$  was done in 1952, twenty years after Oort. As the observational data we used proper motions of A and gK stars near the galactic equator, and the data on the spatial distribution of these classes of stars. The proper motions were taken from the General Catalogue by Boss (1937), the spatial distribution from the paper by Pannekoek (1929). The distribution of velocity  $z$ -component was assumed to be normal for both classes of stars, and Eqs. (5.12) and (5.13) were used. We derived the following results.

A-stars:  $\sigma_z = 5.1 \pm 0.7 \text{ km/s}$ ,  $\zeta = 99 \pm 5 \text{ pc}$ ,  $C = 52 \pm 7 \text{ km/s/kpc}$ .

gK-stars:  $\sigma_z = 12.2 \pm 1.7 \text{ km/s}$ ,  $\zeta = 202 \pm 20 \text{ pc}$ ,  $C = 60 \pm 8 \text{ km/s/kpc}$ .

A significant fraction of the mean error of  $\sigma_z$ , and nearly all the mean error of  $\zeta$  are caused by the error of mean parallax, prescribed to A and gK stars of a given visible magnitude. As the error influences  $\sigma_z$  and  $\zeta$  in the same manner, when calculating  $C$  from Eq. (5.13), this error eliminates. Thus the real mean error of  $C$  is less than the error calculated from formal rules.

On the basis of values of  $C$  given above the final value was found:

$$C = 56 \pm 5 \text{ km/s/kpc},$$

giving according to Eq. (5.4)

$$\rho = (3.4 \pm 0.8) \cdot 10^{-24} \text{ g/cm}^3 = 0.05 \pm 0.01 \text{ M}_\odot/\text{pc}^3.$$

Comparison of our results with Oort's indicates that differences are significantly larger than it could be expected on the basis of mean errors. The mean density in the vicinity of the Sun results nearly twice less than the Oort's value.

In addition to the values of  $C$  and  $\rho$ , we determined also the flatness of the Galaxy. This was done on the basis of the relation  $\omega^2/C^2 = g/f$ . The mass distribution of the Galaxy was represented by one inhomogeneous spheroid with  $\rho(a)a^2/\rho(R)R^2 = 1$  and consequently, according to Eq. (5.6)  $g = \epsilon \arcsin e/e$  and  $f = 1$  giving

$$\frac{\omega^2}{C^2} = \epsilon \frac{\arcsin e}{e}. \quad (5.16)$$

As we may decide on the basis of the rotation law for flat subsystems, the used effective mass concentration of the spheroid in the centre approximately corresponds to the real Galactic central mass concentration. By using the formula above we found that

$$\epsilon = 0.26 \pm 0.06.$$

The flatness of the Galaxy is thus quite moderate.

### 5.2.2.

Nearly simultaneously with our study there appeared the paper by P. P. Parenago on the potential of the Galaxy (Parenago 1952), where the value of  $C$  was derived on the basis of spatial distribution of Mira stars and of short- and long-period cepheids collected by Kukarkin (1949). By using Eq. (5.9) and ascribing to these classes of stars somewhat mutually related but otherwise quite arbitrarily chosen values of  $\sigma_z$ , Parenago derived  $\Phi$  as a function of  $z$  for quite long interval of  $z$  (up to  $|z| = 10$  kpc). On that basis he found  $C^2/2 = 2550 \pm 120$  giving  $C = 71 \pm 2$  km/s/kpc. The mean error of the result is highly underestimated due to ignoring the uncertainties in values of  $\sigma_z$ . In a subsequent paper Parenago (1954b) calculated  $C$  by using for short-period cepheids new absolute luminosity values, derived by Pavlovskaya (1954), and using also the value of  $\sigma_z$ , derived for representatives of the spherical subsystems and ascribed to these stars. As a result he obtained

$$C = 73 \pm 14 \text{ km/s/kpc.}$$

In this case the mean error better characterises the real precision of the derived  $C$  value, the mean error of  $\sigma_z$  was taken into account. In addition, the mean error of absolute luminosities of short-period cepheids was also taken into account.

As we see, the value of  $C$ , derived by Parenago, is similar to Oort's one. But the Parenago's result is very uncertain. Probably the uncertainty is even larger than it results from the mean error calculated by him. The main reason of high uncertainty is the fact that the data on the stellar density of the subsystem of Mira stars and short-period cepheids is absent or is very uncertain for  $|z| < 1$  kpc, and the data on the density of long-period cepheids is very uncertain or nearly absent for  $|z| > 0.1$  kpc. In that case the relation of the value of  $\sigma_z$  for long-period cepheids to that for Mira stars and short-period cepheids with the help of Eq. (5.9) is extremely uncertain. But  $C$  is determined just by the value of  $\sigma_z$  for the long-period cepheids, because the dependence of  $\Phi$  from  $z$  for small  $|z|$  is determined only by these stars. It may be that Parenago's result is no more certain than the determination of  $C$  directly from the observed values of  $\sigma_z$  and  $\zeta$  for long-period cepheids. In our paper on the determination of  $C$  for long-period cepheids it was found that  $\sigma_z = 2.9 \pm 1.0$  km/s and  $\zeta = 50$  pc, giving  $C = 58 \pm 20$  km/s/kpc. The mean error of  $C$  is determined by the mean error of  $\sigma_z$  (the mean error of  $\zeta$  is relatively small). Because  $\sigma_z$  is determined from proper motions, the possible error for zero-point of period-luminosity relation

## 5. The dynamical parameter $C$ and the matter density

of long-period cepheids influences  $\sigma_z$  and  $\zeta$  in the same way, and hence in calculation of  $C$  this error eliminates. As we see,  $C$  results to be more similar to our value. But again the result is very uncertain.

To have the final values for  $C$  in the vicinity of the Sun from the data on the spatial distribution of stars, Parenago used also our determination of  $C$ . Besides, he made quite significant corrections to our value of  $\zeta$ , because the Pannekoek's data on the spatial distribution of A and gK stars is distorted by interstellar absorption. As a result of such correction, instead of  $C = 56 \pm 5$  the value  $C = 68 \pm 7.5$  was obtained (more correct would be to take  $\pm 6$  because the errors of mean parallax in calculation of  $C$  are eliminated, see above). However, we can not agree with the Parenago's correction, because when we derived  $\zeta$  from Pannekoek's data, the correction for absorption was taken into account. Pannekoek found the distribution of A and gK stars without taking into account the absorption and the dispersion of absolute magnitude of these stars. To derive  $\zeta$  from his data, we used the distribution function of absolute magnitude of A and gK stars brighter than 6.0 magnitude (Öpik et al. 1933), reduced to the galactic equator. This function is not the distribution of true absolute magnitude  $M$ , but is the distribution of absolute magnitude, influenced by the absorption  $M' = m + 5 + \log \pi$ , where  $m$  is the apparent magnitude and  $\pi$  is parallax. While deriving  $\zeta$  we used that part of Pannekoek's data, where the absolute magnitude of stars is distorted by absorption approximately in the same way as it is for stars brighter than  $6^m.0$  near the galactic equator. Hence the result for  $\zeta$  must be more or less free from absorption.

In addition to the data on the motion and spatial distribution of stars, Parenago used for the determination of  $C$  also the matter density near the solar neighbourhood. He used the value, resulting directly from the observations  $(6.0 \pm 0.5) \cdot 10^{-24}$  g/cm<sup>3</sup>, and being the sum of stellar and diffuse matter densities, with  $2.8 \cdot 10^{-24}$  g/cm<sup>3</sup> from the stellar matter, and the remaining part from the diffuse matter, mostly from the interstellar gas. The used value of the density coincides with the value resulting from Oort's  $C$  value. As the density of the interstellar matter is very uncertain, the real error of Parenago's result may be again significantly higher than the one, estimated by him.

A little before the publication of our paper in 1952 there appeared a determination of the matter density in the vicinity of the Sun by Safronov (1952). The density was determined with the help of two methods. In the first one the density was calculated according to Oort's method, *i.e.* by using of Eq. (5.5). Because  $C$  was not determined anew but Oort's value was used, the derived matter density nearly coincides with the Oort's result. This result can not be handled as independent. In the second method the second equation of (5.5) was used together with the equation

$$4\pi G\rho (f - 1) = 2\omega(2A - \omega), \quad (5.17)$$

being a consequence of the first equation of (5.5) and of Eq. (5.4). To have the same value for  $\rho$  from both equations one needs to choose the Galactic mass distribution in a way that  $(1-f)/g$  will be equal to  $2(2A/\omega - 1)$ . The most realistic mass distribution

### 5.3. Possible systematic errors in determination of $\sigma_z$ by Oort and the author

model gave the value of  $\rho$  again near to the Oort's value. This result is an independent determination. But the precision of the derived value of  $\rho$  is not large, because the data on the Galactic mass distribution is quite uncertain. The result depends highly on the eccentricity of the Galaxy. In addition, it is sensitive to the value of  $A/\omega$ , determining the Galactic central mass concentration.

### 5.3. Possible systematic errors in determination of $\sigma_z$ by Oort and the author

As we saw, our value of  $C$  is significantly smaller than the value of  $C$  derived by Oort, in fact the difference in values exceed several times the mean errors of both results. Such a large difference refers that the results are influenced by rather significant systematic errors. According to the results, obtained by Parenago and Safronov, it seems that the results, obtained by Oort, are more close to reality. However, the results, obtained by Parenago and Safronov, are not sufficiently certain and thus, it may be that the result obtained by Oort can be significantly too high. In order to clarify at least in part the reasons of differences we review below some possible systematic errors in both determinations of  $C$ . Let us begin with the values of  $\sigma_z$ .

When comparing our results with those of Oort, large systematic differences are seen. Of course, this comparison is possible only for A and gK stars, on the basis of which  $C$  was determined in our study. But these stars contribute with a quite significant weight to Oort's data.

Distribution of  $v_z$  for high luminosity stars, in particular for A and gK stars, was determined by Oort from radial velocities. Radial velocities for stars between galactic latitudes  $\pm 40^\circ$  and  $\pm 90^\circ$  were used, also ellipsoidal velocity distribution was taken into account. According to the data taken by Oort, the mean value  $|v_z|$  for A and gK stars is  $8.8 \pm 0.7$  km/s and  $15.3 \pm 1.1$  km/s, respectively. In determination of these values also B6 – B9 stars were included into A stars, as our A stars correspond to spectra B8 – A5 in Harvard classification. Mean errors in these values were estimated from the numbers of A and gK stars used by Oort (97 and 112, respectively). To derive dispersions from the mean values  $|v_z|$  one needs to multiply  $v_z$  with a coefficient, depending on the distribution of  $v_z$ . According to Oort, the distribution of  $v_z$  is quite near the normal distribution and thus it is justified to take the coefficient equal to  $\sqrt{\pi/2}$ , corresponding to precisely normal distribution. In this case we derive the following values for  $\sigma_z$ .

	A stars	gK stars
Oort	$\sigma_z = 11.0 \pm 0.9$ km/s,	$\sigma_z = 19.2 \pm 1.4$ km/s
Kuzmin	$\sigma_z = 5.1 \pm 0.7$ km/s	$\sigma_z = 12.2 \pm 1.7$ km/s

As we see, the values by Oort are 1.5 – 2 times larger than our values.

## 5. The dynamical parameter $C$ and the matter density

### 5.4. Probable values of $C$ , $\rho$ and $\epsilon$

As we have seen, the values of  $\sigma_z$  and  $\zeta$ , following from the works of Oort and the author, are burdened by various systematic errors. Unfortunately, not all errors can be accounted for without a very detailed analysis of the observational data used. Therefore, based only on what has been outlined above, it is difficult to make a confident correction to the  $C$  values obtained by Oort and the author. However, some attempt can still be made to deduce the most probable value of  $C$ .

We were unable to find significant systematic errors in our values of  $\sigma_z$ . The values of  $\zeta$ , according to the results of the previous section, should be reduced by 8% due to of the error of the used magnitude scale. In addition,  $\zeta$  needs to be further reduced by reduction to  $z = 0$  by 2%. As a result,  $\zeta$  will decrease by 10%, while  $C$ , by Eq. (5.13), will increase by the same proportion. The values of  $\sigma_z$  at Oort, need to be reduced on the average by 10%. On the other hand, the values of  $\zeta$ , corresponding to the Oort material, should probably be reduced, though not by as much. Reducing the Oort value  $C$  due to an  $\sigma_z$  error by 10%, and increasing it due to a systematic error of  $\zeta$  (and a reduction to  $z = 0$ ) by 6%, we took as the corrected Oort result, which we present below together with our corrected value.

$$\begin{aligned} \text{Oort (corrected) :} & \quad C = 70 \pm 5 \text{ km/sec/kpc,} \\ \text{Kuzmin (corrected) :} & \quad C = 62 \pm 5 \text{ km/sec/kpc.} \end{aligned}$$

The average error of the Oort result is slightly increased due to the uncertainty of the correction for  $\zeta$ . The difference between both determinations is now only  $8 \pm 7$ , *i.e.* it is within the range of random errors. The average for both determinations is

$$C = 66 \pm 4 \text{ km/sec/kpc.}$$

According to Parenago (1954b) and Safronov (1952), the density of matter in the vicinity of the Sun is close to the Oort uncorrected value. Estimating the error of this result to be 15 – 20%, we have

$$C = 73 \pm 6 \text{ km/sec/kpc.}$$

If we take the weighted average of both  $C$  values, we obtain:

$$C = 68 \pm 3 \text{ km/sec/kpc.}$$

and for the density:

$$\rho = (5.2 \pm 0.5) \times 10^{-24} \text{ g/cm}^3 = 0.077 \pm 0.008 M_{\odot}/pc^3.$$

As to the Galaxy flatness, using Eq. (5.16) and assuming  $\omega = 33 \pm 2$  km/sec/kpc ( $A = 20 \pm 1$  and  $B = -13 \pm 2$ ), we will have an average ratio of half-axes of flatness surfaces

$$\epsilon = 0.16 \pm 0.03.$$



The density thus obtained is 1.5 times the value we derived earlier (Kuzmin 1952b). The value of  $\epsilon$  has responsibly decreased. Instead of the ratio of half-axis surfaces of isodensity 1:4 we now have the ratio 1:6. The flattening of the Galaxy is not as small as we previously believed. However, it is still rather small, so we still have to assume that the mass of the spherical component of the Galaxy is quite large. This is all the more true because the value  $\epsilon$  obtained is the result of averaging for different subsystems of the Galaxy, where the weight is not the mass of the subsystem, but approximately its density in the vicinity of the Sun (see section 5.1). If the weight in the averaging were mass,  $\epsilon$  would be much larger.

The above values of  $C$ ,  $\rho$  and  $\epsilon$  do not, of course, in any way claim to be definitive values derived from modern observational data. They can only be used as some guide values until a more careful determination of  $C$  can be made using all the currently available data on stellar motions and on the spatial distribution of stars.<sup>5</sup>

1955

---

<sup>5</sup>The real value of  $C$  is probably slightly larger than the one derived here. But on the other hand,  $A$  and  $B$  must be significantly decreased. Thus  $\rho$  increases up to  $0.09 M_{\odot}/\text{pc}^3$  and  $\epsilon$  decreases to 0.08. Further determinations of  $C$  were made in Tartu by Eelsalu (1958), Einasto (1964), Jõeveer (1972, 1974, 1975); Jõeveer & Einasto (1976). The final result of the Eelsalu (1958) analysis is:  $C = 67 \pm 3 \text{ km/s/kpc}$ . The mean value of the Jõeveer analysis is  $C = 70 \text{ km/s/kpc}$ , and  $\rho_{dyn} = 0.09 M_{\odot}/\text{kpc}^3$ . [Later footnote.]

5. *The dynamical parameter  $C$  and the matter density*

## 6. The model of the steady galaxy allowing the triaxial distribution of velocities<sup>1</sup>

In order to explain the triaxial velocity distribution within the theory of the stationary galaxy, in addition to the energy and the angular momentum integrals, one needs to use a third single-valued integral. One such integral is suggested in our recent papers (Kuzmin 1953, 1954). Our third integral is not related to the gravitational potential with so strict restrictions as the  $z$ -coordinate energy integral proposed by Lindblad (1933), and explains better the triaxial velocity distribution for significantly less-flattened Galactic subsystems than the Lindblad's integral. It may even be that the restrictions on the gravitational potential, resulting from our third integral, are valid for all Galactic subsystems, including the spherical ones. In order to clarify this point, one needs to construct a model for the Galaxy with the referred restriction being valid, and to compare it with the real Galaxy. In the paper referred above (Kuzmin 1954) we presented some results for this kind of analyse, and the resulting model seems quite realistic. However, at that time we were able to give only preliminary results. More sophisticated studies of Galactic models, constructed according to the referred principle, were made later. These results are summarised in the present paper.

### 6.1. Single-valued integrals of motion and the velocity distribution

Spatio-kinematical structure of a stellar system, for example of the Galaxy or of some of its subsystems, is described by the distribution of stars in the six-dimensional phase space, where the coordinates are three coordinates of ordinary space and three velocity components. If we neglect the stellar encounters, the phase density becomes a function of integrals of motion in the "smoothed" gravitational field of the system. The number of independent integrals of motion is six. In case of stationarity, the phase density becomes a function of only time-independent integrals of motion. Although in this case we have in total five independent of each other and time-independent integrals of motion, some of them are infinitely multiple-valued, and can not be included in the expression of the phase density (Kuzmin 1953; Pahlen 1947).

If the gravitational potential of a stellar system, aside from stationarity, is not restricted further, the only single-valued and time-independent integral of motion is the energy integral

$$I_1 = v_R^2 + v_\theta^2 + v_z^2 - 2\Phi, \quad (6.1)$$

---

<sup>1</sup> Astron. Zhurnal, vol. 33, pp. 27–45, 1956 = Tartu Astron. Obs. Teated No. 2, 1956.

## 6. The model of the steady galaxy with triaxial distribution of velocities

where  $v_R, v_\theta, v_z$  are the velocity components in cylindrical coordinates  $R, \theta, z$ , and  $\Phi$  is the gravitational potential. As we noted already, the condition for the existence of this integral is the stationarity of the potential

$$\frac{\partial \Phi}{\partial t} = 0, \quad (6.2)$$

where  $t$  is time. Additional restrictions for the potential are needed to enable the existence of other single-valued integrals of motion. If we suppose the axial symmetry of the potential, we get the angular momentum integral

$$I_2 = Rv_\theta, \quad (6.3)$$

where we assume that the symmetry axis of the potential coincides with the axis of cylindrical coordinates, *i.e.*

$$\frac{\partial \Phi}{\partial \theta} = 0. \quad (6.4)$$

In the theory of the stationary Galaxy these two integrals are usually taken into account. But if we assume the phase density to be a function of only these two integrals, we must conclude that the velocity distribution has axial symmetry about  $v_\theta$ -axis. This is in contradiction with observations, which show that the velocity distribution is triaxial.

To remove the above mentioned contradiction between the theory and the observations, a third single-valued integral of motion needs to be introduced. In our earlier papers (Kuzmin 1953, 1954) we proposed the third integral to be in a form

$$I_3 = (Rv_z - zv_R)^2 + z^2v_\theta^2 + z_0^2(v_z^2 - 2\Phi^*), \quad (6.5)$$

where  $z_0$  is a constant with dimension of length and  $\Phi^*$  is the function satisfying following equations:

$$z_0^2 \frac{\partial \Phi^*}{\partial R} = z^2 \frac{\partial \Phi}{\partial R} - Rz \frac{\partial \Phi}{\partial z}, \quad z_0^2 \frac{\partial \Phi^*}{\partial z} = (R^2 + z_0^2) \frac{\partial \Phi}{\partial z} - Rz \frac{\partial \Phi}{\partial R}. \quad (6.6)$$

It is easy to see that the integral  $I_3$  satisfies the necessary condition for every integral of motion  $DI_3/Dt = 0$ . In addition, for  $I_3$  to exist, the integrability condition must hold for Eq. (6.6). This condition has the form

$$3 \left( z \frac{\partial \Phi}{\partial R} - R \frac{\partial \Phi}{\partial z} \right) - (R^2 + z_0^2 - z^2) \frac{\partial^2 \Phi}{\partial R \partial z} + Rz \left( \frac{\partial^2 \Phi}{\partial R^2} - \frac{\partial^2 \Phi}{\partial z^2} \right) = 0. \quad (6.7)$$

This is the restriction for the potential due to the integral  $I_3$ .

If we assume that the phase density is a function of the three integrals mentioned above, the resulting velocity distribution is symmetric across two orthogonal planes through the  $v_\theta$  axis. The velocity dispersion ellipsoid is triaxial in agreement with the observations. One of the ellipsoid's axis coincides with the  $v_\theta$  axis, the remaining two have an inclination with respect to the  $v_R$  and  $v_z$  axes.

### 6.1. Single-valued integrals of motion and the velocity distribution

The three axes of the velocity ellipsoid determine a triple family of so-called main velocity surfaces, *i.e.* the surfaces that are perpendicular to the axes of the velocity ellipsoid at every point. After transforming the  $I_3$  into a sum of squares of velocity components, it is easy to see (Kuzmin 1953) that the main velocity surfaces are the families of the second-order confocal surfaces, with the common foci on the symmetry axis of the system (galactic axis) at points with  $z = z_0$  and  $z = -z_0$ . The families of the main velocity surfaces consist of ellipsoids of revolution, two-sheeted hyperboloids of revolution, and of planes  $\theta = \text{const.}$  These intersecting orthogonal surfaces may be handled as the coordinate surfaces of the curvilinear orthogonal coordinates  $\xi_1, \xi_2, \theta$ . Relation between the coordinates  $\xi_1, \xi_2$  and  $R, z$  is

$$R = z_0 \sqrt{(\xi_1^2 - 1)(1 - \xi_2^2)}, \quad z = z_0 \xi_1 \xi_2. \quad (6.8)$$

Taking  $z_0$  as the unit of length,  $\xi_1$  equals to the long semi-axis of the ellipsoids and  $|\xi_2|$  to the real axis of hyperboloids. Hence, for the galactic axis  $\xi_1 = |z|/z_0$  for  $|z| \geq z_0$  and  $\xi_2 = z/z_0$  for  $|z| \leq z_0$ . In Fig. 6.1 the meridional intersection of some ellipsoids and hyperboloids are plotted, while the labels on the curves are the values of  $\xi_1$  and  $\xi_2$ .

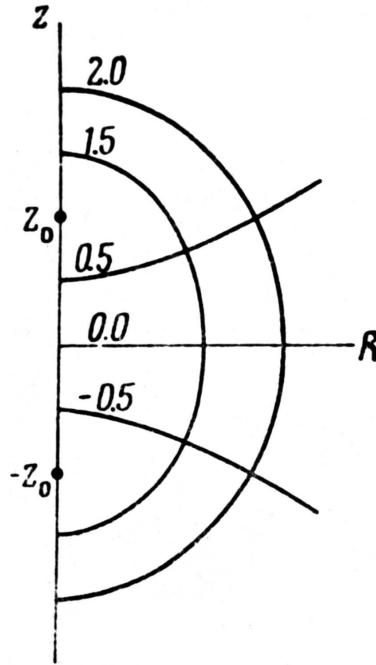


Figure 6.1.: Meridional intersections of ellipsoids and hyperboloids.

## 6. The model of the steady galaxy with triaxial distribution of velocities

After expressing  $I_1, I_2, I_3$  as functions of coordinates  $\xi_1, \xi_2, \theta$ , and of respective velocity components  $v_1, v_2, v_\theta$ , we obtain (Kuzmin 1953)

$$\begin{aligned} I_1 &= v_1^2 + v_2^2 + v_\theta^2 - 2\Phi, \\ I_2 &= \sqrt{(\xi_1^2 - 1)(1 - \xi_2^2)}v_\theta, \\ I_3 &= \xi_2^2 v_1^2 + \xi_1^2 v_2^2 + \xi_1^2 \xi_2^2 v_\theta^2 - 2\Phi^*, \end{aligned} \quad (6.9)$$

where in the expressions for  $I_2$  and  $I_3$ , we neglected the factors  $z_0$  and  $z_0^2$  respectively.

### 6.2. The expressions for the potential and the density. The conditions for the non-negative density and finite mass

After introducing the coordinates  $\xi_1$  and  $\xi_2$ , we can rewrite Eqs. (6.6) and (6.7) in quite simple form (Kuzmin 1953)

$$\frac{\partial \Phi^*}{\partial \xi_1} = \xi_2^2 \frac{\partial \Phi}{\partial \xi_1}, \quad \frac{\partial \Phi^*}{\partial \xi_2} = \xi_1^2 \frac{\partial \Phi}{\partial \xi_2} \quad (6.10)$$

$$\frac{\partial^2}{\partial \xi_1 \partial \xi_2} [(\xi_1^2 - \xi_2^2)\Phi] = 0. \quad (6.11)$$

After solving these equations, we obtain the expressions for the potential  $\Phi$ , and for the function  $\Phi^*$

$$\Phi = \frac{\varphi_1 - \varphi_2}{\xi_1^2 - \xi_2^2}, \quad (6.12)$$

$$\Phi^* = \frac{\xi_2^2 \varphi_1 - \xi_1^2 \varphi_2}{\xi_1^2 - \xi_2^2}, \quad (6.13)$$

where  $\varphi_1$  is an arbitrary function of  $\xi_1$ , and  $\varphi_2$  an arbitrary function of  $\xi_2$ . Due to  $\xi_1 \geq 1$  and  $\xi_2 \leq 1$ ,  $\varphi_1$  and  $\varphi_2$  may be handled as two different parts of the same function  $\varphi(\xi)$ . If this function is continuous and even, the functions  $\Phi$  and  $\Phi^*$  are continuous and symmetrical about the plane  $z = 0$  (galactic plane).

After applying the Poisson's equation, we can derive an expression for the mass density. From Eqs. (6.12) and (6.8) we find (Kuzmin 1953)

$$4\pi G z_0^2 \rho = \frac{2(\varphi_1 - \varphi_2 - \xi_1 \varphi_1' + \xi_2 \varphi_2')(2 - \xi_1^2 - \xi_2^2)}{(\xi_1^2 - \xi_2^2)^3} - \frac{(\xi_1^2 - 1)\varphi_1'' - (1 - \xi_2^2)\varphi_2''}{(\xi_1^2 - \xi_2^2)^2}, \quad (6.14)$$

where  $G$  is the gravitational constant,  $\rho$  is the mass density and apostrophes stand for derivatives.

If the potential is given by Eq. (6.12) and the density by Eq. (6.14), the integral (6.9) exists as a precise integral of motion. Our problem is to clarify, whether we can construct on the basis of these formulae a model of the Galaxy, which would correspond at least approximately to the reality.

## 6.2. Expressions for the potential and the density

To solve our problem we must first clarify, whether Eqs. (6.12) and (6.14) have physical meaning, *i.e.* can we choose the function  $\varphi(\xi)$  in a way that the resulting density will be non-negative everywhere, and the total mass will be finite. It is easy to see, that this kind of function  $\varphi(\xi)$  exists.

Let us introduce a new arbitrary function  $\psi(\xi)$ , proportional to the mass density on the galactic axis

$$\psi(\xi) = 4\pi G z_0^2 \rho_{R=0} (\xi = z/z_0). \quad (6.15)$$

Taking into account, that on the symmetry axis either  $\xi_1^2 = 1$  or  $\xi_2^2 = 1$ , after multiplication of Eq. (6.14) by  $(1 - \xi_2^2)^2$  or by  $(\xi_1^2 - 1)^2$ , we have the following equation

$$(\xi^2 - 1)^2 \psi + 2(\varphi - \xi \varphi') + (\xi^2 - 1) \varphi'' = \text{const.} \quad (6.16)$$

Equation (6.16) relates the function  $\psi$  to  $\varphi$ , enabling to calculate the first function when the second function is known. After differentiating Eq. (6.16), dividing it by  $(\xi^2 - 1)$  and integrating, we have in addition the following equation

$$(\xi^2 - 1) \psi + 2 \int_0^\xi \psi \xi d\xi + \varphi'' = \text{const.} \quad (6.17)$$

After integrating the last equation twice and demanding that the function is even, we have

$$\varphi = \xi \int_0^\xi (1 + \xi^2) \psi d\xi - (1 + \xi^2) \int_0^\xi \psi \xi d\xi + c_1 \xi^2 + c_2. \quad (6.18)$$

The last equation enables to calculate the function  $\varphi$  when the function  $\psi$  is given. This equation includes two arbitrary constants  $c_1$  and  $c_2$ . If we substitute Eq. (6.18) into Eq. (6.12), the second constant factors out, and the first becomes an arbitrary additive term of the potential.

Using Eqs. (6.16) and (6.17), we can eliminate from Eq. (6.14) the function  $\varphi$ , and express the density via new arbitrary function  $\psi$ . Substituting in Eq. (6.14)  $\varphi - \xi \varphi'$  and  $\varphi''$  according Eqs. (6.16) and (6.17), we find

$$4\pi G z_0^2 \rho = g_1^2 \psi_1 + 2g_1 g_2 \psi_{12} + g_2^2 \psi_2, \quad (6.19)$$

where

$$g_1 = \frac{\xi_1^2 - 1}{\xi_1^2 - \xi_2^2}, \quad g_2 = \frac{1 - \xi_2^2}{\xi_1^2 - \xi_2^2}, \quad (6.20)$$

$\psi_1 = \psi(\xi_1)$ ,  $\psi_2 = \psi(\xi_2)$  and

$$\psi_{12} = \frac{2 \int_{\xi_2}^{\xi_1} \psi \xi d\xi}{\xi_1^2 - \xi_2^2} \quad (6.21)$$

As the coefficients  $g_1$  and  $g_2$  are non-negative, we may conclude from Eq. (6.19), that the sufficient and necessary condition of the non-negative density is that the function  $\psi$  must be non-negative, *i.e.* the density on the galactic axis must be non-negative.

## 6. The model of the steady galaxy with triaxial distribution of velocities

From Eq. (6.19) it is easy to derive the condition for finiteness of the system mass. According to Eq. (6.19) for large  $\xi_1$

$$4\pi G z_0^2 \rho = \psi_1 + \left[ 4(1 - \xi_2^2) \int_{\xi_2}^{\xi_1} \psi \xi d\xi + (1 - \xi_2^2) \psi_2 \right] \xi_1^{-4}. \quad (6.22)$$

From Eq. (6.8) results that for large  $\xi_1$  the distance  $r$  from the center is also large and equals to  $z_0 \xi_1$ . Therefore, the mass of a system is finite, when for large  $|\xi|$  the function  $\psi$  decreases more rapidly than  $|\xi|^{-3}$ . In this case for large  $r$  the density decreases with  $r$  at least as  $r^{-3}$  and integration gives a finite mass. The mass is easy to express via  $\psi$ . For a finite mass for large  $r$  the potential is  $GM/r + \text{const}$ , where  $M$  is the mass. From Eq. (6.12) results that  $GM/z_0$  equals to the linear part of  $\varphi$  for large  $\xi$ . Therefore, by using also Eq. (6.18) we derive

$$\frac{GM}{z_0} = \int_0^\infty (1 + \xi^2) \psi d\xi. \quad (6.23)$$

We may conclude, that it is possible to choose a function  $\varphi$  in a way, that gives us a non-negative density and a finite mass.

### 6.3. Expressions for the density in case of very flattened stellar systems

As the density on galactic axis must decrease with increasing  $z^2$ , the function  $\psi$  must decrease with  $\xi^2$ . In this case the density decreases with  $z^2$  not only on galactic axis, but also outside of it for any  $R$  and  $z$  (Eq. 6.19). Let us assume that  $\psi$  decreases with  $\xi^2$  so rapidly that for small  $\xi^2$  in Eq. (6.19) we may also neglect the second term when compared with the third. In this case near the galactic plane we have the following expression for the density

$$4\pi G z_0^2 \rho = \psi(\xi_2) \xi_1^{-4}. \quad (6.24)$$

According to Eq. (6.8) we may suppose

$$\xi_1 = \left( 1 + \frac{R^2}{z_0^2} \right)^{1/2}, \quad \xi_2 = \frac{z}{z_0} \xi_1^{-1}. \quad (6.25)$$

From Eq. (6.24) it follows that the density in galactic plane varies as

$$\rho_{z=0} = \rho_0 \left( 1 + \frac{R^2}{z_0^2} \right)^{-2}, \quad (6.26)$$

where  $\rho_0$  is the central density.

By denoting the ratio of  $z$  axis of isodensity surface to  $R$  axis by  $\epsilon$ , we have according to Eqs. (6.26) and (6.15)

$$\psi = \psi(0) \left( 1 + \frac{\xi^2}{\epsilon^2} \right)^{-2}, \quad (6.27)$$



### 6.3. Expressions for the density in case of very flattened stellar systems

where  $\epsilon$  is a function of  $\xi$ . Substituting (6.27) into (6.19), we realise that the relative error of Eq. (6.24) near the galactic plane is of order  $\epsilon^2$ . This means that Eq. (6.24) may be used when

$$\epsilon^2 \ll 1. \quad (6.28)$$

Although the axial ratio of the Galactic isodensity surfaces is not very small, its square may be handled as a small quantity. For this reason the present case corresponds just to stellar systems similar to the Galaxy.

Hence we may conclude that when the integrals (6.9) exist as precise integrals, the density distribution near the Galactic plane can be described with Eq. (6.24). From this equation it results first, that in galactic plane the density must vary according to Eq. (6.26), and second, the dependence of the density on  $z$  must be the same for all  $R$ , if the unit for  $z$  is taken to be increasing with  $R$  proportionally to  $(1 + R^2/z_0^2)^{1/2}$ . The first result seems to be reliable, but the second seems at first glance to be in conflict with our understanding of the Galactic structure. It states that the Galaxy becomes thicker with increasing of  $R$ . However, the contradiction is illusive, because the ‘‘thickening’’ means that the isosurfaces of the relative density  $\rho(R, z)/\rho(R, 0)$ , not of the absolute density  $\rho(R, z)$ , move away from the galactic plane. Therefore, there is not impossible that the structure of the Galaxy can be described with Eq. (6.24), at least in a first approximation.

Equations (6.24) and (6.25) may be used only up to a certain distance from the galactic plane. When Eq. (6.28) is valid, the density at larger distances is too small to give a significant contribution to the density, projected onto the galactic plane, *i.e.* to the mass of a column with unit surface area perpendicular to the galactic plane. Therefore, these equations can be used to calculate the projected density (‘‘the surface density’’), the equivalent half-thickness and the total mass of our Galactic model. After integrating the density over  $z$ , we derive for the projected density

$$\delta = \frac{\pi}{2} z_0 \rho_0 \bar{\epsilon} \left( 1 + \frac{R^2}{z_0^2} \right)^{-3/2}. \quad (6.29)$$

The quantity  $\bar{\epsilon}$  is calculated according to the formula

$$\bar{\epsilon} = \frac{4}{\pi} \frac{\int_0^\infty \psi d\xi}{\psi(0)}. \quad (6.30)$$

By using Eq. (6.27) it is easy to demonstrate, that  $\bar{\epsilon}$  lies between the minimum and maximum values of  $\epsilon$ , *i.e.* is some kind of mean value of  $\epsilon$ . The calculated dependence of  $\delta$  on  $R$  is given in Fig. 6.2, where  $\delta$  value at  $R = 0$  is taken as a unit of measure. The same dependence of  $\delta$  on  $R$  was obtained in our first paper concerning the third integral (Kuzmin 1953). At that time, we did the calculations of the projected density, starting with less general considerations. In the referred paper we compared the theoretical law for  $\delta(R)$  with the density, derived from the data on Galactic rotation (Kuzmin 1952a). The results derived from observational data are

## 6. The model of the steady galaxy with triaxial distribution of velocities

very uncertain, but it seems, that the theoretical law represents quite well the real dependence of  $\delta$  on  $R$ , or at least may be used as a first crude approximation. Nevertheless, some doubts arise because of too slow decrease of  $\delta$  with  $R$  at large  $R$ . This is because at large distances from the Galactic centre our equations give too slow decrease of  $\rho$  with the distance. According to our equations the Galaxy has extremely undefined boundaries.

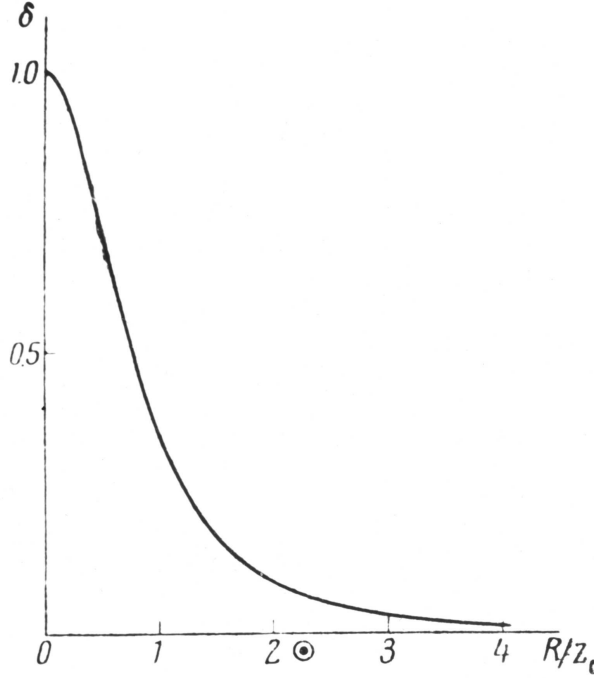


Figure 6.2.: Projected density  $\delta$  (in units of  $\delta$  at  $R = 0$ ) as a function of galactocentric radius  $R$  (in units of  $z_0$ ).

Comparing Eq. (6.29) with (6.26), we find an expression for the equivalent half-thickness of the Galaxy  $z_e$

$$z_e = \frac{\pi}{4} z_0 \bar{\epsilon} \left( 1 + \frac{R^2}{z_0^2} \right)^{1/2}. \quad (6.31)$$

The derived result characterises the “thickening” of our Galactic model with increasing of  $R$  referred above. Finally, from Eq. (6.29) we find an expression for the total mass of the system  $M$ . After integration we have

$$M = \pi^2 z_0^3 \rho_0 \bar{\epsilon}. \quad (6.32)$$

The same result can be derived on the basis of Eq. (6.23) with the condition (6.28).

## 6.4. Expressions for the potential of highly flattened stellar system

Next we shall analyse the expression for the potential, when  $\psi$  is a rapidly decreasing function with respect to  $\xi^2$ . Using Eqs. (6.18) and (6.23) and taking into account the condition (6.28) and formula (6.27), we find that for not too small  $\xi^2$  the function  $\varphi$  may be expressed as

$$\varphi - \varphi(0) = \frac{GM}{z_0} (|\xi| - |\bar{\xi}|), \quad (6.33)$$

where we rejected the quadratic term with an arbitrary factor.  $|\bar{\xi}|$  is the value of  $|\xi|$  averaged with the weight  $4\psi d\xi$ ; this quantity is of the order of  $\epsilon$  (it results from (6.27)). To find the expression for the potential in the regions outside the vicinity of the galactic plane, and for the potential in the galactic plane, we can use Eq. (6.33).

Substituting Eq. (6.33) into (6.12), we find also that for not very small  $\xi_2^2$ , *i.e.* in the regions outside the vicinity of the galactic plane,

$$\Phi = \frac{GM}{z_0(\xi_1 + |\xi_2|)}. \quad (6.34)$$

From Eq. (6.8) it follows, that  $z_0(\xi_1 + |\xi_2|)$  is the distance from more distant focus of the main velocity surfaces. Therefore, the derived result indicates, that when the integrals (6.9) exist as precise integrals, in the regions outside the vicinity of the galactic plane the potential varies as if all the Galactic mass was concentrated in more distant focus of the main velocity surfaces, *i.e.* for  $z > 0$  in the southern focus, and for  $z < 0$  in the northern focus. This is illustrated in Fig. 6.3, where according to Eq. (6.34) meridional sections of some equipotential surfaces are plotted (the labels on the curves are the values of  $\Phi$  in units of  $GM/z_0$ ).

Extrapolating the above law to the galactic plane, *i.e.* by substituting in Eq. (6.34)  $\xi_2 = 0$  and  $\xi_1$  according to Eq. (6.25), we derive an approximate expression for the potential in the galactic plane

$$\Phi_{z=0} = \frac{GM}{z_0} \left(1 + \frac{R^2}{z_0^2}\right)^{-1/2}. \quad (6.35)$$

Thus an approximate expression for the escape velocity in the galactic plane is

$$v_\infty = \sqrt{2\frac{GM}{z_0}} \left(1 + \frac{R^2}{z_0^2}\right)^{-1/4}, \quad (6.36)$$

and the circular velocity is

$$v_c = \sqrt{\frac{GM}{z_0}} \frac{R}{z_0} \left(1 + \frac{R^2}{z_0^2}\right)^{-3/4} \quad (6.37)$$

6. The model of the steady galaxy with triaxial distribution of velocities

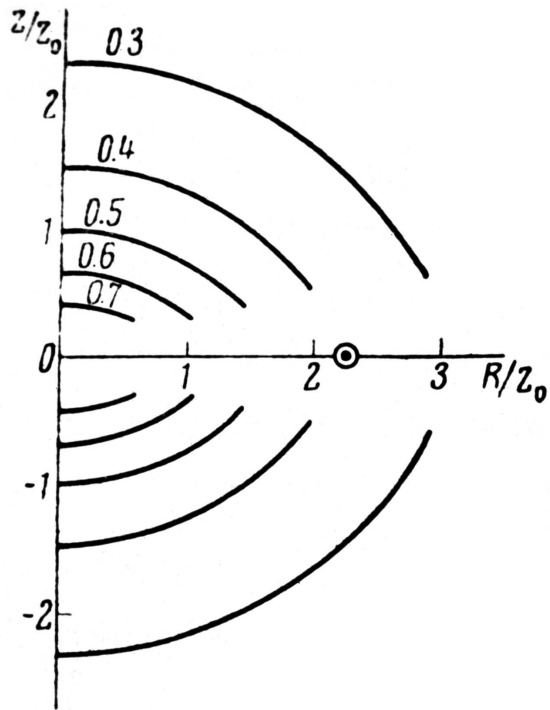


Figure 6.3.: Meridional sections of equipotential surfaces. Coordinates  $R$  and  $z$  are in units of  $z_0$ , Values of potential are in units of  $GM/z_0$ .

and the Oort's parameters are

$$A = \frac{3}{4} \sqrt{\frac{GM}{z_0^3}} \frac{R^2}{z_0^2} \left(1 + \frac{R^2}{z_0^2}\right)^{-7/4},$$

$$-B = \sqrt{\frac{GM}{z_0^3}} \left(1 + \frac{1}{4} \frac{R^2}{z_0^2}\right) \left(1 + \frac{R^2}{z_0^2}\right)^{-7/4}. \quad (6.38)$$

For the third parameter  $C$  ( $C^2 = -\partial^2\Phi/\partial z^2$  at  $z = 0$ ) we derive an approximate expression from Eq. (6.26) by assuming  $4\pi G\rho = -\partial^2\Phi/\partial z^2$ , *i.e.* neglecting in Poisson's equation the terms  $\partial^2\Phi/\partial R^2$  and  $\partial\Phi/R\partial R$ . Taking into account Eq. (6.32) we have

$$C = \frac{2}{\sqrt{\pi\epsilon}} \sqrt{\frac{GM}{z_0^3}} \left(1 + \frac{R^2}{z_0^2}\right)^{-1}. \quad (6.39)$$

Relative errors of Eqs. (6.35)–(6.39) are of the order of  $\epsilon$ , and for more precise calculations corresponding corrections must be taken into account. To find the expressions

#### 6.4. Expressions for the potential of highly flattened stellar system

for these corrections, more precise equations for  $\Phi$  and for  $\partial^2\Phi/\partial z^2$  in the galactic plane are needed. The first formula can be derived by substituting into Eq. (6.12)  $\varphi_2 = \varphi(0)$  and  $\varphi_1$  according to Eq. (6.33), the second formula by taking into account all terms in Poisson's equation. As a result we have the following corrections for "galactic thickness"

$$\frac{\Delta\Phi}{\Phi} = 2\frac{\Delta v_\infty}{v_\infty} = \frac{\Delta v_c}{v_c} = \frac{3}{5}\frac{\Delta A}{A} = \frac{4z_0^2 + R^2}{4z_0^2 - R^2} \frac{\Delta B}{B} = -|\bar{\xi}| \left(1 + \frac{R^2}{z_0^2}\right)^{-1/2} \quad (6.40)$$

and

$$\frac{2z_0^2}{2z_0^2 - R^2} \frac{\Delta C}{C} = -\frac{\pi}{4}\bar{\epsilon} \left(1 + \frac{R^2}{z_0^2}\right)^{-1/2}. \quad (6.41)$$

When comparing the theory with the observations, the most interesting equation from the ones above is Eq. (6.37), giving the circular velocity in the Galaxy for the case when the integrals (6.9) are precise. This law is plotted in Fig. 6.4 by continuous line (the unit of velocity in Fig. 6.4 is  $\sqrt{GM/z_0}$ ). The circular velocity curve is quite realistic, resembling the curve obtained from observations.

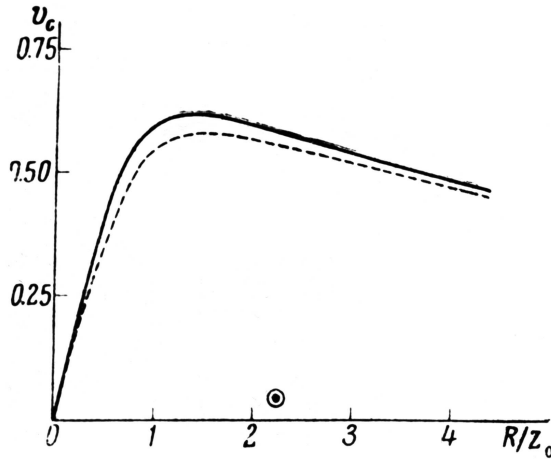


Figure 6.4.: Circular velocities of the Galaxy as a function of galactocentric radii. Velocities are in units of  $\sqrt{GM/z_0}$ , radii are in units of  $z_0$ . Continuous line – circular velocities in case of precise integrals Eq. (6.9), dashed line – circular velocities in case of finite thickness of the disk.

A comparison of the theoretical circular velocity with the observed curve were made in our first paper on the third integral (Kuzmin 1954), where the results presented above were already derived, although on the basis of less general assumptions. At that time the observed curve was formed by Parenago (1948b) data on the motion of long-period cepheids. The theoretical curve coincided in general with the observed

## 6. The model of the steady galaxy with triaxial distribution of velocities

one. Unfortunately, the observed curve was quite uncertain at that time, so it was difficult to decide, how precisely the theoretical law corresponds to reality. In addition, as it became clear later, that the observed curve was considerably influenced by errors on the zero-point of the period-luminosity relation for cepheids. Now there is much more data on the circular velocities, and its precision is significantly higher due to the radio observations by Oort and his colleagues (van de Hulst et al. 1954; Kwee et al. 1954), which gives us a new possibility to check our formulae. It turns out that the theoretical law for circular velocity fits well the radio observations. By choosing suitably values for  $v_c$  at  $R = R_\odot$ , for  $\sqrt{GM/z_0}$  and for  $z_0/R_\odot$ , where  $R_\odot$  is the distance of the Sun from the Galactic center, we obtained nearly complete coincidence of the theoretical law with the radio observations.<sup>2</sup> The agreement fails only near the Galactic centre, where the theory predicts angular circular velocity to be too small. For  $R > R_\odot$  radio observations do not give the dependence of  $v_c$  with  $R$ , but it may be expected that also for these regions the theoretical law will correspond to reality quite well.

Taking into account the available data, including the radio observations, we re-estimated the parameters in our formulae and obtained the following values<sup>3</sup>  $\sqrt{\frac{GM}{z_0}} = 380$  km/s;  $z_0 = 3.1$  kpc;  $\bar{\epsilon} = 0.14$ . For  $R_\odot$  we used the averaged value  $R_\odot = 7.0$  kpc, which is close to the value 7.25 kpc derived by Kukarkin (1949) from the distribution of short-period cepheids, that we used in previous papers. True, the luminosity of short-period cepheids seems to be somewhat lower than it was assumed till now (Pavlovskaya 1954), and as a result  $R_\odot$  needs to be lowered. From the other side, the radio observations (van de Hulst et al. 1954) give higher values for  $R_\odot$ . For this reason we decided not to change  $R_\odot$  significantly.

In accordance with the parameter values given above, we indicate the solar position in Figs. 6.2–6.5, and give the values of  $v_\infty$ ,  $v_c$ ,  $A$ ,  $B$ ,  $C$ ,  $\rho$ ,  $\delta$  and  $z_e$  for the solar neighbourhood and for the centre of the Galaxy in Table 6.1. The values of  $M$  and of  $z$ -component velocity dispersion  $\sigma_z$ , calculation of which will be described below, are also shown in Table 6.1. In calculations of the values of Table 6.1, the corrections “for the thickness of the Galaxy” were taken into account where needed, while assuming  $|\bar{\epsilon}| = \frac{\pi}{4}\bar{\epsilon} = 0.11$  (see below, the model  $n = 3$ ). The variation of  $v_c$  due to the correction is presented in Fig. 6.4, where the corrected curve is given by dashed line. The Table indicates that the parameters are quite acceptable. (We mention that the values of  $A$ ,  $B$ ,  $C$  and  $\rho_{z=0}$  from the Table do not satisfy precisely Poisson’s

<sup>2</sup>In present paper we detailed the Galactic model, allowing the third quadratic integral by demanding the correctness of the model, *i.e.* by demanding that the density can not be negative anywhere. This gives quite strict restrictions for the function  $\varphi$  (Eq. (6.18) with  $\psi \geq 0$ ). Later P.A. Waymann (M.N.R.A.S. **119**, 34, 1959) and thereafter G. Hori (Tokyo Contr. No. 31, 1962) approached the problem in a different way. Not demanding the correctness of the model, they tried using the potential equation (6.10) to approximate the potential by empirical Schmidt’s model. They succeed at deriving a quite good model. [Later footnote.]

<sup>3</sup>Derived values for model parameters are not satisfactory at present.  $\sqrt{GM/z_0}$ ,  $z_0$  and  $R_\odot$  must be increased,  $\bar{\epsilon}$  must be lowered. Also Table 1 changes respectively. [Later footnote.]

Table 6.1.

		$R = 0$	$R = R_{\odot}$
$v_{\infty}$	(km/s)	508	334
$v_c$	(km/s)	0	211
$A$	(km/s/kpc)	0	18.3
$B$	(km/s/kpc)	109	11.8
$C$	(km/s/kpc)	329	65
$\rho_{z=0}$	$M_{\odot}/\text{pc}^3$	2.52	0.068
$\delta$	$M_{\odot}/\text{pc}^2$	1720	114
$z_e$	(kpc)	0.34	0.84
$(\sigma_z)_{z=0}$	(km/s)	70	41
		$M = 104 \cdot 10^9 M_{\odot}$	

equation. This is because the formulae used for calculations are precise only up to the first order.)

## 6.5. Concrete models of the Galaxy

As it was already mentioned, many results of previous chapters were derived in our first paper on the third integral (Kuzmin 1954). But in that paper we derived them on the basis of less general considerations, namely by studying Galactic models corresponding to some particular expression of  $\varphi$ . But as it is clear now, the results above are independent of the particular form of  $\varphi$  – they result from the condition (6.28). Therefore, the results of previous two sections give us the general properties of all sufficiently flat stellar systems, for which the integrals (6.9) exist as precise integrals of motion. These properties quite comprehensibly describe the model of the Galaxy of our interest. However, it is recommendable to detail the model by choosing suitable form of  $\varphi$ . It will be our aim now.

The function  $\varphi$  may be chosen on the basis of data for the Galactic potential, *i.e.* in the way it was done by Parenago (1952) in construction of his model. But because our model will be probably only a quite crude approximation to the real Galaxy, it is not practical to devote too much efforts to choosing the function, especially because data on Galactic potential is very scanty. It seems to be sufficient to limit ourselves to some analytical and hopefully simple expression for  $\varphi$ , with a small number of parameters, which will give an acceptable model of the Galaxy.

While searching for a suitable expression for  $\varphi$ , we tried to generalise our Galactic model reviewed in our first paper. It results that it is possible to derive an acceptable model by taking

$$\varphi'' = \frac{k}{n\xi_0} \left( \frac{\zeta_0}{\zeta} \right)^n, \quad (6.42)$$

## 6. The model of the steady galaxy with triaxial distribution of velocities

where  $k$ ,  $n$  and  $\xi_0$  are constants, while  $k > 0$ ,

$$\zeta^2 = \frac{\xi^2 + \xi_0^2}{1 + \xi_0^2} \quad (6.43)$$

and  $\zeta_0$  is the value of  $\zeta$  at  $\xi = 0$ . Taking into account, that derivative of  $\varphi - \xi\varphi'$  equals to  $-\xi\varphi''$ , we have after integration

$$\varphi - \xi\varphi' = \frac{k\xi_0}{n(n-2)} \left( \frac{\zeta_0}{\zeta} \right)^{n-2} + \text{const.} \quad (6.44)$$

By substituting  $\varphi'$  found after integration of (6.42), we have the expression for  $\varphi$

$$\varphi = \frac{k}{n\xi_0} \left[ \frac{\xi_0^2}{n-2} \left( \frac{\zeta_0}{\zeta} \right)^{n-2} + \xi \int_0^\xi \left( \frac{\zeta_0}{\zeta} \right)^n d\xi \right] + \text{const.} \quad (6.45)$$

By substituting  $\varphi - \xi\varphi'$  and  $\varphi''$  according to Eqs. (6.42) and (6.44) into Eq. (6.16), and by choosing arbitrary constants in a way that  $\psi$  will be finite for  $\xi^2 = 1$ , we derive

$$\psi = \frac{2k\xi_0^{n+2}}{n(n-2)\xi_0^3} \left[ 1 - \frac{1 + \frac{n}{2}(\zeta^2 - 1)}{\zeta^n} \right] (\zeta^2 - 1)^{-2}. \quad (6.46)$$

Analysis of Eq. (6.46) gives us that the function  $\psi$  satisfies all the necessary conditions. First,  $\psi$  is non-negative for all  $n$ , and decreasing with  $\xi^2$  for  $n > -2$ , giving us non-negative density everywhere (and for  $n > -2$  decreasing with  $z^2$ ). Further, as is seen from Eq. (6.46),  $\psi$  decreases for all  $n$  at large  $\xi^2$  not faster than  $\xi^{-4}$ . Fulfilment of that condition is necessary, because otherwise for large  $r$  the density on the galactic axis decreases faster than  $r^{-4}$ , and for remaining radii according to (6.22) as  $r^{-4}$ . Finally, it can be seen from Eq. (6.46), that for  $n > 1$ ,  $\psi$  decreases at large  $\xi^2$  faster than  $|\xi|^{-3}$ . This means that for  $n > 1$  the mass is finite.

For finite mass  $GM/z_0$  equals to liner part of  $\varphi$  at large  $\xi^2$ , and we find from Eq. (6.45) the relation between the mass and constant  $k$

$$\frac{GM}{z_0} = \frac{k}{2n} B \left( \frac{n-1}{2}, \frac{1}{2} \right), \quad (6.47)$$

where  $B$  is beta-function. It is easy to see, that every  $n$ -model with finite mass ( $n > 1$ ) can be derived by summation of models  $n + \Delta n$  ( $\Delta n > 0$ ), the masses of which will be distributed with  $\xi_0$  according to

$$dM = \frac{2M}{B \left( \frac{n-1}{2}, \frac{\Delta n}{2} \right)} (1 - u^{-2})^{\frac{\Delta n}{2} - 1} u^{-n} du \quad (u \geq 1), \quad (6.48)$$

where  $u$  is the ratio of  $\xi_0$  to its value for resulting model, and  $M$  is the mass of resulting model. Indeed, substituting in the expression of  $\varphi''$  for the model  $n + \Delta n$  constant  $k$  according to (6.47) (where for  $M$  will be taken  $dM$  according to (6.48)), and integrating from  $u = 1$  to  $u = \infty$ , we find  $\varphi''$  for model  $n$  (see (6.42) and (6.43)).



Comparing Eq. (6.46) with (6.27), it follows that for sufficiently small  $\xi_0$  the condition (6.28) is valid. In this case, when near to the galactic plane we may use for the density Eq. (6.24), where we substitute the expression of  $\psi$  for small  $\xi_0^2$  and  $\xi^2$ , namely

$$\psi = \psi(0) \left( \frac{\zeta_0}{\zeta} \right)^n. \quad (6.49)$$

For small  $\xi_0^2$ , other formulae of last two sections are also valid, while for  $\bar{\epsilon}$  in several of them using Eqs. (6.30) and (6.49) we have

$$\bar{\epsilon} = \frac{2}{\pi} B \left( \frac{n-1}{2}, \frac{1}{2} \right) \xi_0. \quad (6.50)$$

Similarly we may derive an expression for  $|\bar{\xi}|$  for some of these formulae. We have

$$(n-2)B \left( \frac{n-1}{2}, \frac{1}{2} \right) |\bar{\xi}| = 2\xi_0. \quad (6.51)$$

Equation (6.50) may be used for  $n > 1$ , Eq. (6.51) for  $n > 2$ . In both cases  $\xi_0$  must be sufficiently small.

Amongst the models resulting from Eq. (6.42), most interesting are those with  $n = 4$  and  $n = 3$ . On the basis of Eq. (6.42)–(6.44), (6.47) and (6.14) we find the density for  $n = 4$  in the form

$$\rho = \frac{M \zeta_0^2}{\pi^2 z_0^3 \xi_0^3} \left( \frac{\zeta_0}{\zeta_1 \zeta_2} \right)^4, \quad (6.52)$$

where  $\zeta_1$  and  $\zeta_2$  correspond to  $\xi = \xi_1$  and  $\xi = \xi_2$ . In the centre of the Galaxy  $\zeta_1 = 1$  and  $\zeta_2 = \zeta_0$ , and the factor in (6.52) is the central density. Expressing  $\zeta_1$  and  $\zeta_2$  in (6.52) via  $R$ , and  $z$  (Eqs. (6.8) and (6.43)), we can conclude that the isodensity surfaces in present case are similar ellipsoids of revolution with  $\epsilon = \zeta_0$ . The model with  $n = 4$  is thus ellipsoidal.

An ellipsoidal layer does not attract the inner masses, so the model  $n = 4$  can be “cut” in outer parts without influencing the existence of the integrals (6.9). The same is valid for models with  $n < 4$ , as can be derived by summation of  $n = 4$  models with different  $\epsilon$ . It results now that too diffuse boundaries of the Galaxy, resulting from our theory, is not a serious difficulty.

For the  $n = 3$  model we derive from Eqs. (6.45) and (6.47)

$$\varphi = \frac{GM}{z_0} \frac{\xi_0}{\zeta_0} \zeta, \quad (6.53)$$

and according to (6.12) it follows

$$\Phi = \frac{GM}{\zeta_0 \xi_0} \frac{\zeta_0}{\zeta_1 + \zeta_2}. \quad (6.54)$$

## 6. The model of the steady galaxy with triaxial distribution of velocities

The model corresponds to the model, reviewed in Kuzmin (1954), and is interesting because of rather simple expression for  $\Phi$ . The expression for  $\rho$  is somewhat more complex. Equations (6.42)–(6.44), (6.47) and (6.14) for  $n = 3$  give

$$\rho = \frac{M\zeta_0^2}{4\pi z_0^3 \xi_0^3} \left[ \frac{\zeta_0}{\zeta_1 \zeta_2 (\zeta_1 + \zeta_2)} \right] [\zeta_1 \zeta_2 + \zeta_1^2 \zeta_2^2 + (\zeta_1 + \zeta_2)^2]. \quad (6.55)$$

[see Appendix A].

The  $n = 3$  model, as well as all models with  $n < 4$ , may be derived by summation of  $n = 4$  models. The mass distribution of  $n = 4$  with  $\xi_0$  is given by Eq. (6.48) (with parameters  $n = 3$  and  $\Delta n = 1$ ). From Eq. (6.48) results that the scatter of  $\xi_0$  (and therefore also of  $\epsilon$ ) of added  $n = 4$  models is significant. For that reason it may be expected that the model has some similarity with the real Galaxy, consisting also of several subsystems with different eccentricity. We assumed at present that the subsystems can be modelled at least approximately with  $n = 4$ . For the intermediate and the spherical subsystems this is probably not very far from reality. Unfortunately, the flat subsystems fall outside of our scheme, because of significantly smaller radial density gradient when compared with other subsystems (and also too large density  $z$ -gradient, inconsistent with the reality). However, the mass fraction of flat subsystems is not large, and we may neglect them in the first approximation.

Assuming  $\bar{\epsilon} = 0.14$  and  $\xi_0 = 0.11$  for  $n = 3$  model, we calculated the density at different  $R$  and  $z$ , and constructed the isodensity lines in the meridional plane of the Galaxy. The result is given in Fig. 6.5, where the labels on the curves are densities in units of the central density. The  $n = 3$  model really resembles the “smoothed” Galaxy as we usually assume it.

### 6.6. Velocity $z$ -component dispersion and distribution

Above we described the spatial structure of Galactic models allowing for the triaxial velocity distribution. It is possible at a certain level to characterise the kinematical properties of the models. First of all, it is possible to find the dispersion  $v_z$  in galactic plane even without assuming a concrete expression for  $\varphi$ . After we choose the expression for  $\varphi$ , it is possible to calculate the distribution function of  $v_z$ .

To calculate the dispersion and the distribution function of  $v_z$ , we start from six-dimensional continuity equation  $D\Psi/Dt = 0$ , where  $\Psi$  is the phase density. For the stationary stellar system with axial symmetry, the continuity equation after integration over  $v_R$  and  $v_z$  is

$$\frac{\partial(Rf\bar{v}_R)}{R\partial R} + v_z \frac{\partial f}{\partial z} + \frac{\partial \Phi}{\partial z} \frac{\partial f}{\partial v_z} = 0, \quad (6.56)$$

where  $\bar{v}_R$  is the averaged  $v_R$  for fixed  $v_z$ ,  $f$  is the density in four-dimensional space including the ordinary space and the  $v_z$ -space. The first term of the equation is nonzero because of inclination of the symmetry plane of the velocity distribution with

## 6.6. Velocity $z$ -component dispersion and distribution

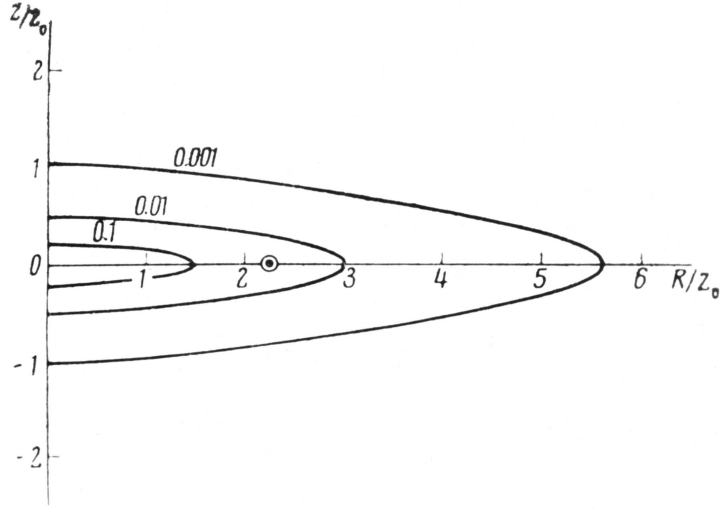


Figure 6.5.: Isodensity contours in the meridional plane of the Galaxy. Densities are in units of the central density.

respect to the galactic plane. Although, for sufficiently flat systems the inclination is very small. The ratio  $\bar{v}_R/v_z$  is of the order of  $\frac{1}{2} \sin 2\alpha$ , where  $\alpha$  is the inclination of the symmetry plane of the velocity distribution with respect to the galactic plane. It results now, that  $R\bar{v}_R/zv_z$  value is about one or less, due to  $\frac{1}{2} \sin 2\alpha \leq z/R$ . For fixed  $v_z$   $f$  is approximately equal to the ordinary density  $\rho$ , and  $R\bar{v}_R/zv_z$  may be assumed to be slowly varying with  $R^2$  and  $z^2$  (essentially not faster than  $\rho$  with  $R^2$ ), so the ratio of the first term in Eq. (6.56) to the second term is consequently in order of the ratio  $\partial\rho/R\partial R$  to  $\partial\rho/z\partial z$ , *i.e.* in order of  $\epsilon^2$ . Hence, when the condition (6.28) is valid, the first term in (6.56) is small enough to be neglected. Instead of (6.56) we have<sup>4</sup>

$$v_z \frac{\partial f}{\partial z} + \frac{\partial \Phi}{\partial z} \frac{\partial f}{\partial v_z} = 0. \quad (6.57)$$

In order to calculate the dispersion of  $v_z$  at  $z = 0$ , we multiply Eq. (6.57) by  $v_z$ , and integrate over  $v_z$ . As a result we have the Jeans equation

$$\frac{\partial(\rho\sigma_z^2)}{\partial z} = \rho \frac{\partial \Phi}{\partial z}, \quad (6.58)$$

where  $\sigma_z$  is the dispersion of  $v_z$ . By integrating the equation we derive

$$(\rho\sigma_z^2)_{z=0} = - \int_0^\infty \rho \frac{\partial \Phi}{\partial z} dz. \quad (6.59)$$

<sup>4</sup>Equation (6.57) is a basic equation of **one-dimensional problem of stellar dynamics**, discussed by us already in Chapters 1, 3, 5 of the D.Sc. Thesis. Solution of one-dimensional problem was discussed also by Prendergast (A.J. **59**, 260, 1954) [Later footnote.]

## 6. The model of the steady galaxy with triaxial distribution of velocities

As a first approximation we neglect the terms  $\partial^2\Phi/\partial R^2$  and  $\partial\Phi/R\partial R$  in the Poisson's equation, resulting in

$$\frac{\partial\Phi}{\partial z} = -4\pi G \int_0^z \rho dz, \quad (6.60)$$

and Eq. (6.59) gives us

$$(\rho\sigma_z^2)_{z=0} = \frac{\pi G}{2}\delta^2. \quad (6.61)$$

Therefore, according to Eqs. (6.26), (6.29) and (6.32), we have the following equation for  $\sigma_z$  at  $z = 0$

$$(\sigma_z)_{z=0} = \sqrt{\frac{\pi\bar{\epsilon} GM}{8 z_0}} \left(1 + \frac{R^2}{z_0^2}\right)^{-1/2}. \quad (6.62)$$

The relative error of Eq. (6.62) is of the order of  $\epsilon$ , and for more precise calculations is needed to be taken into account, as well as in case of equations in Sect. 4 the correction for ‘galactic thickness’. We derive the correction by taking into account the neglected terms of Poisson's equation. Ignoring the dependence of these terms of  $z$ , and by using for their calculation the approximate Eq. (6.35), we obtain the expression for the correction<sup>5</sup>

$$\frac{z_0^2}{2z_0^2 - R} \frac{\Delta\sigma_z}{\sigma_z} = -|\bar{\xi}| \left(1 + \frac{R^2}{z_0^2}\right)^{-1/2}. \quad (6.63)$$

The value of  $\sigma_z$  at  $z = 0$  in the vicinity of the Sun and in the center of the Galaxy is given in Table 6.1. The resulting velocity dispersion is quite large as well as the effective half-thickness of the Galaxy. However, because the spherical subsystems of the Galaxy have probably quite large masses, these results may be accepted.

To calculate the distribution function of  $v_z$  we use the solution of Eq. (6.57), having the form

$$f = f(v_z^2 - 2\Phi, R) \quad (6.64)$$

and giving us

$$\rho = \int_{-\infty}^{\infty} f(v_z^2 - 2\Phi, R) dv_z. \quad (6.65)$$

The derived equation is an integral equation for  $f$ . It has the form of Abel equation and is soluble by quadratures. When  $f$  is known, also the distribution function of  $v_z$  for arbitrary  $R$  and  $z$  is known.

Let us use the Eq. (6.65) for the  $n = 3$  model. By using Eqs. (6.25), (6.43), (6.54) and (6.55) or (6.24) and (6.49) we can conclude, that near to the galactic plane at a

<sup>5</sup>General formula for the correction of  $\sigma_z^2|_{z=0}$  is

$$\frac{\Delta\sigma_z^2}{\sigma_z^2} = \frac{A^2 - B^2}{\pi G \rho_{z=0}} \frac{|z|}{z_e}.$$

## 6.7. Generalisation of Lindblad's and Bottlinger's diagrams. Galactic stellar orbits

given  $R$  the density  $\rho$  is approximately proportional to  $(\Phi_0 - \Phi)^{-3}$ , where  $\Phi_0$  is the value of  $\Phi$  at  $\xi_2 = \xi_0 = 0$ . For such dependence between  $\rho$  and  $\Phi$  the solution of Eq. (6.65) is evidently in the form

$$f = f_0 \left( 1 + \frac{v_z^2}{4\sigma_z^2} \right)^{-7/2}, \quad (6.66)$$

where  $f_0$  depends on  $z$  as  $(\Phi_0 - \Phi)^{-7/2}$  and  $2\sigma_z^2 = \Phi_0 - \Phi$  (coefficient for  $\sigma_z^2$  is chosen in a way that the averaged  $v_z^2$  equals to  $\sigma_z^2$ ). The derived equation may be used only near the galactic plane and for not too large  $v_z^2/\sigma_z^2$ , in that case its relative error is of the order of  $\epsilon$ . Inexactness of Eq. (6.66) is related to the inexactness of the relation between  $\rho$  and  $\Phi$ . However, despite of inexactness of Eq. (6.66) it enables us to estimate the general character of  $v_z$  distribution for the  $n = 3$  model. The resulting distribution of  $v_z$  near the galactic plane differs significantly from Gaussian, having larger positive excess and increasing with  $z^2$  dispersion.  $v_z$  distribution is just as it may be expected when adding  $v_z$  distributions of different Galactic subsystems.

## 6.7. Generalisation of Lindblad's and Bottlinger's diagrams. Galactic stellar orbits

Without detailing more the possible kinematical structure of the Galaxy within the present theory, we focus a little on some generalisations, related to the third integral of motion, and being interesting from a point of view of Galactic kinematics.

### 6.7.1. Generalisation of Lindblad's diagram

To have the complete phase-space description of a stellar system we need to know the phase density  $\Psi$ . For a stationary system  $\Psi$  is a function of integrals  $I_1$ ,  $I_2$  and  $I_3$ , and of these integrals only (when the potential is not restricted more than described in Sect. 1). For that reason within the present theory the phase-space structure of the Galaxy or of some of its subsystem is completely known when  $\Psi$  is known as a function of  $I_1$ ,  $I_2$ ,  $I_3$ . Besides, for the Galaxy as a whole  $\Psi$  is restricted in a way that  $\rho$ , which is calculated from it, must satisfy the conditions described in previous Sections. For individual subsystems that restriction is not necessary.

$\Psi$  as a function of  $I_1$ ,  $I_2$  and  $I_3$  can be represented by isosurfaces in the three-dimensional diagram with  $I_1$ ,  $I_2$  and  $I_3$  as coordinate axis. This kind of diagram is a generalisation of the well-known diagram by Lindblad (1933), and enables to find the velocity distribution for arbitrary  $\xi_1$  and  $\xi_2$ . Basic properties of the diagram can be derived when expressing the velocity components  $v_1$  and  $v_2$  via integrals  $I_1$ ,  $I_2$  and  $I_3$ . By using Eqs. (6.9), (6.12) and (6.13) we find

$$(\xi_1^2 - 1)(\xi_1^2 - \xi_2^2)v_1^2 = w_1^2, \quad (1 - \xi_2^2)(\xi_1^2 - \xi_2^2)v_2^2 = w_2^2, \quad (6.67)$$

## 6. The model of the steady galaxy with triaxial distribution of velocities

where  $w_1^2$  and  $w_2^2$  are the functions  $w$  for  $\xi = \xi_1$  and  $\xi = \xi_2$

$$w^2 = \xi^2(\xi^2 - 1)I_1 - \xi^2 I_2^2 - (\xi^2 - 1)I_3 + 2(\xi^2 - 1)\varphi. \quad (6.68)$$

Equations (6.67) together with the expression for  $I_2$  are the equations of isosurfaces  $v_1$ ,  $v_2$  and  $v_\theta$  in generalised Lindblad's diagram. Isosurfaces of  $v_\theta$  are planes, isosurfaces of  $v_1$  and of  $v_2$  are parabolic cylinders. For each pair of  $\xi_1$  and  $\xi_2$  we have a triple family of these surfaces. The diagram represents the coordinate surfaces of the velocity space, corresponding to a point in ordinary space with given  $\xi_1$  and  $\xi_2$ . The region of the diagram, representing the velocity space of a given point, is limited by two cylinders

$$w^2(I_1, I_2, I_3, \xi_1) = 0, \quad w^2(I_1, I_2, I_3, \xi_2) = 0, \quad (6.69)$$

where  $v_1$  and  $v_2$  are zero. The parabolic cylinders (6.69) are analogous to the characteristic parabola of the ordinary Lindblad's diagram. [see Appendix B.]

### 6.7.2. Elements of stellar orbits and generalisation of Bottlinger's diagram

Equations (6.69) may be handled as the equations enabling us to find the isosurfaces in ordinary space, where  $v_1$  and  $v_2$  equal to zero for given  $I_1$ ,  $I_2$  and  $I_3$ . From these equations it follows that the surfaces where  $v_1 = 0$  are ellipsoids  $\xi_1 = \text{const}$ , the surfaces where  $v_2 = 0$  are hyperboloids  $\xi_2 = \text{const}$ . Evidently these surfaces are the enveloping surfaces for stellar orbits, because the velocity component perpendicular to them is zero. On the basis of Eqs. (6.18) and (6.68) it is easy to demonstrate, that for  $\psi \geq 0$  and for  $I_1$ ,  $I_2$ ,  $I_3$ , allowing for real velocities being less than the escape velocity, there exist two real solutions for  $\xi_1$  and one for  $|\xi_2|$ . For that reason an orbit has four enveloping surfaces: two ellipsoids and two sheets of hyperboloid. Orbit fills ring-like tube limited by these surfaces.

Two values of  $\xi_1$ , determining the enveloping ellipsoids, and one value of  $|\xi_2|$ , determining the enveloping hyperboloid, are suitable to be handled as the elements of galactic stellar orbits. We designate these elements as  $x'_1$ ,  $x''_1$  and  $x_2$ , while  $x'_1 \geq x''_1 \geq 1$  and  $1 \geq x_2 \geq 0$ . The first two elements are the maximal and minimal values of  $\xi_1$ , corresponding to a given orbit, the third is the maximum value of  $|\xi_2|$ . Surely, the orbital elements may be simply  $I_1$ ,  $I_2$  and  $I_3$ , but it is more convenient to use the elements above, as they give us an idea about the spatial structure of orbit. Relation between  $x'_1$ ,  $x''_1$ ,  $x_2$  and  $I_1$ ,  $I_2$ ,  $I_3$  is given by

$$w^2(I_1, I_2, I_3, x) = 0, \quad (6.70)$$

while  $x'_1$ ,  $x''_1$  and  $x_2$  are non-negative roots of the equation.

From Eq. (6.70) it is easy to derive a generalisation of the diagram, proposed by Bottlinger (1931), and used to determine the orbital elements from the velocity components. Equation (6.70) is an equation for isosurfaces of stellar orbits in generalised Lindblad's diagram. When we substitute  $I_1$ ,  $I_2$  and  $I_3$  with their expressions, we

derive the equation of isosurfaces of elements for a given point. This is just the equation of generalised Bottlinger's diagram. On the basis of Eqs. (6.9), (6.12), (6.13) and (6.70) we have

$$\frac{v_1^2}{x^2 - \xi_1^2} + \frac{v_2^2}{x^2 - \xi_2^2} + \frac{v_\theta^2}{x^2 - 1} = -2 \frac{\Phi_{\xi=x} - \Phi}{x^2 - \xi^2}, \quad (6.71)$$

where  $\xi$  in right side is one of the coordinates  $\xi_1, \xi_2$ . From (6.71) it results, that in velocity space the isosurfaces  $x$  are the second order surfaces.

### 6.7.3. Calculation of orbital elements

Use of the third integral enables not only to generalise the Lindblad's and Bottlinger's diagrams, but also to calculate stellar orbits in general three-dimensional case. For that we need to find the missing independent integrals of motion. By using Eq. (6.8) we have

$$\frac{d\xi_1}{dt} = \sqrt{\frac{\xi_1^2 - 1}{\xi_1^2 - \xi_2^2}} \frac{v_1}{z_0}, \quad \frac{d\xi_2}{dt} = \sqrt{\frac{1 - \xi_2^2}{\xi_1^2 - \xi_2^2}} \frac{v_2}{z_0}, \quad (6.72)$$

and together with (6.67) giving

$$\frac{1}{w_1} \frac{d\xi_1}{dt} = \frac{1}{w_2} \frac{d\xi_2}{dt} = \frac{1}{z_0(\xi_1^2 - \xi_2^2)} \quad (6.73)$$

or by expressing  $dt = R d\theta / v_\theta$  via  $I_2$  according to (6.8) and (6.9)

$$\frac{1}{w_1} \frac{d\xi_1}{d\theta} = \frac{1}{w_2} \frac{d\xi_2}{d\theta} = \frac{(\xi_1^2 - 1)(1 - \xi_2^2)}{I_2(\xi_1^2 - \xi_2^2)}. \quad (6.74)$$

Integration of Eqs. (6.73) and (6.74) gives us the integrals we need in forms

$$I_4 = U_1 - U_2, \quad I_5 = S_1 - S_2 - \theta, \quad I_6 = T_1 - T_2 - t, \quad (6.75)$$

where  $U_1, S_1,$  and  $T_1$  are functions of  $I_1, I_2, I_3$  and  $\xi_1$ , and  $U_2, S_2$  and  $T_2$  are functions of  $I_1, I_2, I_3$  and  $\xi_2$ . Principal values of these infinitely multiple-valued functions are given by formulae

$$U = - \int_{\xi}^x \frac{d\xi}{w}, \quad S = -I_2 \int_{\xi}^x \frac{\xi^2 d\xi}{(\xi^2 - 1)w}, \quad T = -z_0 \int_{\xi}^x \frac{\xi^2 d\xi}{w}, \quad (6.76)$$

where  $\xi = \xi_1$  and  $x = x_1'$  or  $\xi = \xi_2$  and  $x = x_2$ . If the values of  $I_1, I_2, I_3, I_4, I_5, I_6$  are given, we can calculate according to Eqs. (6.75) and (6.76) stellar orbit and position of a star in the orbit at every moment of time.<sup>6</sup> [see Appendices C, D.]

<sup>6</sup>As an example, one orbit for the  $n = 3$  model was calculated by H. Eelsalu already in 1953. [Later footnote.]

## 6. The model of the steady galaxy with triaxial distribution of velocities

Dependence between  $\xi_1$  and  $\xi_2$  and  $\theta$ , given by expressions of integrals  $I_4$  and  $I_5$ , is in general infinitely multiple-valued and the same for all values of  $I_4$  and  $I_5$ , when  $I_1$ ,  $I_2$  and  $I_3$  are given. That means that the stellar orbit does not depend on the values of integrals  $I_4$  and  $I_5$ , and that they are therefore infinitely multiple-valued. As a result, only  $I_1$ ,  $I_2$  and  $I_3$  are single-valued and independent of each other and of time integrals. For stationary systems the phase density, being single-valued, may be a function of only these integrals.

### 6.8. Conclusion

As a conclusion we like to mention the following. When we suppose the existence of the third single-valued integral of motion, being independent of time and of the energy and the angular momentum integrals, we apply a certain restriction on the gravitational potential of a stellar system. This restriction enables to construct a model of the Galaxy having similarity with the real Galaxy in respect to the potential and also in respect to phase-space structure. Introduction of the third single-valued integral into the theory enables to explain the triaxial velocity distribution within the theory of the stationary Galaxy. In addition, there is a possibility to generalise the Lindblad's and Bottlinger's diagrams, and to calculate stellar orbits in general three-dimensional case.

The derived model of the Galaxy surely does not represent the real Galaxy with high precision. But because the model has a considerable similarity with the real Galaxy, the third integral of motion may be used as a quite precise integral for all subsystems of the Galaxy. It seems that deviations from the restricting condition on the Galactic potential due to the third integral are not large.

## Appendices added in 1969

### 6.9. A. The mass distribution models

#### 6.9.1.

The mass distribution models discussed in the paper are determined by Eq. (6.42)

$$\varphi''(\xi) = \frac{k}{n\xi_0} \left( \frac{\xi_0}{\xi} \right)^n, \quad (6.77)$$

where

$$\zeta^2 = \frac{\xi^2 + \xi_0^2}{1 + \xi_0^2} \text{ or } \xi^2 = \frac{\zeta^2 - \zeta_0^2}{1 - \zeta_0^2}, \quad (6.78)$$

and

$$\zeta_0^2 = \frac{\xi_0^2}{1 + \xi_0^2}, \quad \xi_0^2 = \frac{\zeta_0^2}{1 - \zeta_0^2}. \quad (6.79)$$



The function  $\varphi(\xi)$  and hence the potential can be expressed via elementary functions when  $2n$  is a natural number. In general for present models  $\varphi(\xi)$  is a hypergeometric function. But the density can be expressed via elementary functions independently of  $n$ .

According to Eq. (6.14) and by using Eqs. (6.42) and (6.44) we have the general formula for the density

$$\rho = \frac{1}{2\pi B\left(\frac{n-1}{2}, \frac{1}{2}\right)} \frac{M}{z_0^3 \xi_0^3} \zeta_0^{n+2} \left[ \frac{2}{n-2} \frac{\zeta_2^{-n+2} - \zeta_1^{-n+2}}{\zeta_1^2 - \zeta_2^2} (\zeta_1^2 + \zeta_2^2 - 2) + \right. \\ \left. + (1 - \zeta_2^2)\zeta_2^{-n} - (\zeta_1^2 - 1)\zeta_1^{-n} \right] (\zeta_1^2 - \zeta_2^2)^{-2}. \quad (6.80)$$

Here we substituted  $k$  according to Eq. (6.47) assuming  $n > 1$ . For  $n = 2$  we have

$$\rho = \frac{1}{2\pi} \frac{M}{z_0^3 \xi_0^2} \zeta_0^4 \left[ \frac{\ln \zeta_1^2 - \ln \zeta_2^2}{\zeta_1^2 - \zeta_2^2} (\zeta_1^2 + \zeta_2^2 - 2) + \frac{1}{\zeta_1^2} + \frac{1}{\zeta_2^2} - 2 \right] (\zeta_1^2 - \zeta_2^2)^{-2}. \quad (6.81)$$

The parameter  $\zeta_0$  (as well as  $\xi_0$ ) determines the eccentricity of the model. For  $\zeta_0 = 0$  the model is flat, for  $\zeta_0 = 1$  spherical. The quantities  $\zeta_1$  and  $\zeta_2$  are elliptical coordinates but defined in a different way of  $\xi_1$  and  $\xi_2$ . The coordinates  $R$  and  $z$  can be expressed through  $\zeta_1$  and  $\zeta_2$  according to the formulae

$$R^2 = z_0^2 \frac{(\zeta_1^2 - 1)(1 - \zeta_2^2)}{(1 - \zeta_0^2)^2}, \quad z^2 = z_0^2 \frac{(\zeta_1^2 - \zeta_0^2)(\zeta_2^2 - \zeta_0^2)}{(1 - \zeta_0^2)^2}. \quad (6.82)$$

In addition to the  $n = 4$  and  $n = 3$  cases discussed in the paper, quite simple expression for the density results for the limiting case of  $n = 1$ , when the mass of the model becomes infinitely large. In this case

$$\rho = \rho_0 \zeta_0 (1 + \zeta_0)^2 \frac{1 + \zeta_1 \zeta_2}{\zeta_1 \zeta_2 (\zeta_1 + \zeta_2)^3}. \quad (6.83)$$

For not too large  $n$ , bending points appear on the isodensity lines in the meridional plane (when  $\zeta_0$  is small). This is illustrated in Fig. 6.6, where for the limiting model  $n = 1$  three isolines are given. The parameter  $\zeta_0$  is taken to be zero (more precisely a very small quantity). The unit for the density is  $\rho_0 \zeta_0$ .

For the spherical model ( $\zeta_0 \rightarrow 1$ )

$$\zeta_1 = \zeta = \sqrt{1 + r^2/r_0^2}, \quad \zeta_2 = 1, \quad z_0 \xi_0 = r_0, \quad (6.84)$$

where  $r$  is the distance from the model centre. The formula for the density has the form

$$\rho = \frac{1}{2\pi B\left(\frac{n-1}{2}, \frac{1}{2}\right)} \frac{M}{r_0^3} \left( \frac{2}{n-2} - \frac{n}{n-2} \zeta^{-n+2} + \zeta^{-n} \right) (\zeta^2 - 1)^{-2}. \quad (6.85)$$

6. The model of the steady galaxy with triaxial distribution of velocities

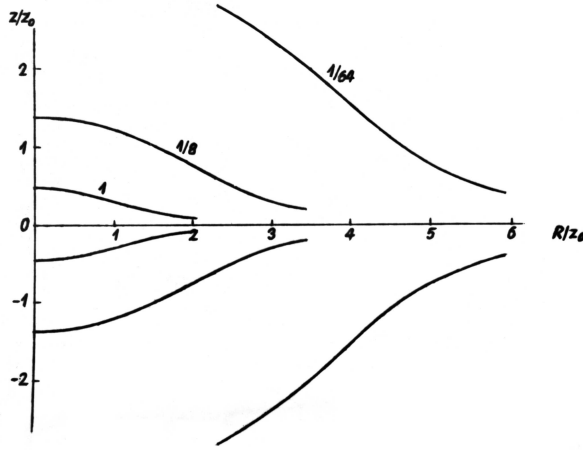


Figure 6.6.: Isodensity contours in the meridional plane of the Galaxy for the limiting  $n = 1$  model. The unit for the density is  $\rho_0\zeta_0$

In particular, for  $n = 4$

$$\rho = \frac{M}{\pi^2 r_0^3} \zeta^{-4} = \rho_0 \zeta^{-4}, \quad (6.86)$$

and for  $n = 3$

$$\rho = \frac{M}{4\pi r_0^3} \frac{1 + 2\zeta}{\zeta^3(1 + \zeta)^2} = \frac{4}{3} \rho_0 \frac{1 + 2\zeta}{\zeta^3(1 + \zeta)^2}. \quad (6.87)$$

The spherical model with  $n = 3$  corresponds to the isochrone model by M. Hénon (Ann. d'Ap. **22**, 126, 1959).

In the limiting case of  $n = 1$  one has

$$\rho = \rho_0 \frac{4}{\zeta(1 + \zeta)^2}. \quad (6.88)$$

### 6.9.2.

Recently we proposed a new class of models allowing for the existence of the third quadratic integral. It is determined by the formula

$$\varphi(\xi) = \frac{\alpha\Phi_0}{\beta + \zeta} \xi^2, \quad \beta = \alpha + 1, \quad (6.89)$$

and

$$\alpha\Phi_0 = \frac{GM\zeta_0}{z_0\xi_0}. \quad (6.90)$$

For the potential we have the expression

$$\Phi = \frac{\alpha\Phi_0}{x} \frac{\zeta_0^2 + \beta x + y}{\beta^2 + \beta x + y}, \quad (6.91)$$

where

$$x = \zeta_1 + \zeta_2, \quad y = \zeta_1 \zeta_2. \quad (6.92)$$

At  $z = 0$  the potential is  $\alpha\Phi_0/(\beta + \zeta_1)$ . This is the natural generalisation of the potential from the  $n = 3$  model.

For the density we find after quite complicated calculations on the basis of Eq. (6.14)

$$\rho = \frac{1}{4\pi G} \frac{\alpha\Phi}{z_0^2 \xi_0^2 x^3} \frac{\zeta_0^2}{\beta^2} \left[ \zeta_0^4 \frac{(1+y)y + x^2}{y^3} + 3\zeta_0^2(\beta^2 - \zeta_0^2) \frac{(1+y)(\beta^2 + 2\beta x + y) + x^2}{y(\beta^2 + \beta x + y)^2} + 2(\beta^2 - \zeta_0^2)^2 \frac{(1+y)(\beta^2 + 3\beta x + y) + (\beta^2 + 1)x^2}{(\beta^2 + \beta x + y)^3} \right]. \quad (6.93)$$

According to the theorem proved in the paper, the density  $\rho$  is nowhere negative if it is non-negative on the  $z$ -axis, *i.e.* for  $x = 1 + y$ . From that we derive the condition

$$\left. \begin{aligned} \zeta_0^2 &\leq 1 - \frac{1}{2}\alpha(1 + \sqrt{1 - 4\beta}), \\ \zeta_0^2 &\geq 1 - \frac{1}{2}\alpha(1 - \sqrt{1 - 4\beta}). \end{aligned} \right\} \quad (6.94)$$

When  $\beta \geq 1/4$ , the density is non-negative independently of  $\zeta_0$ . If  $\beta < 0$ , the density must be negative somewhere (for all  $\zeta_0$ ).

If  $\beta = \zeta_0$ , the models coincide with the  $n = 3$  models. In this case  $\beta = \zeta_0 = 0$  and we have a flat model, for  $\beta = \zeta_0 = 1$  the isochrone model by Hénon.

For  $\alpha \rightarrow 0$ , *i.e.* for  $\beta \rightarrow -1$  we have the model by I. L. Genkin (Tr. Astrofiz. Inst. **7**, 16, 1966).

For  $\zeta_0 = 1$  we have spherical models with

$$\Phi = \Phi_0 \frac{\alpha}{\beta + \zeta} \quad (6.95)$$

and

$$\rho = \rho_0 \frac{\beta(1 + 2\zeta^2) + 3\zeta}{3\alpha\zeta^3(\beta + \zeta)^3}. \quad (6.96)$$

For  $\alpha \rightarrow 0$  we have the spherical model by G. M. Idlis (Astron. Zh. **33**, 20, 1956, Izv. Astrofiz. Inst. **4**, No. 5–6, 1957), for  $\alpha = 1$  ( $\beta = 0$ ) — the model by Schuster, for  $\alpha = 2$  ( $\beta = 2$ ) — the model by Hénon.

If  $\zeta_0 = 0$  the model is flat only for  $\beta = 0$ . For  $\beta > 0$  a lens-like model results. In the simplest case of the lens-like model  $\alpha = 1$  (quasi-isochrone lens-like model)

$$\Phi = \frac{2\Phi_0}{x} \frac{x + y}{1 + x + y}, \quad (6.97)$$

$$\rho = \frac{4}{3}\rho_0 \frac{1 + 2x + y}{(1 + x + y)^2}. \quad (6.98)$$

In Fig. 6.7 the isodensity lines of this model in the meridional plane are given.

6. The model of the steady galaxy with triaxial distribution of velocities

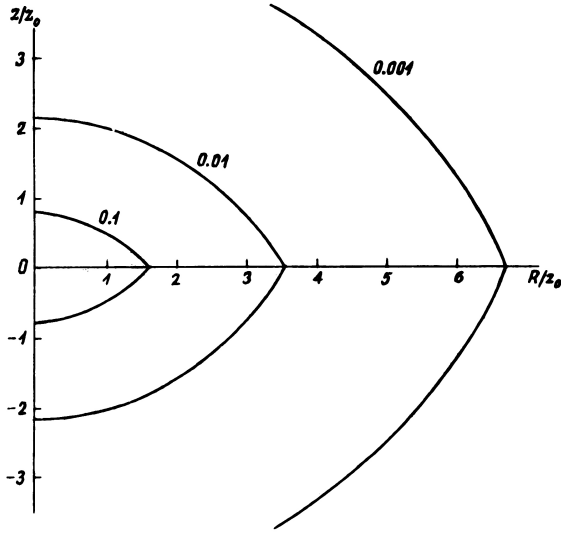


Figure 6.7.: Isodensity contours in the meridional plane for a lens-like model.

### 6.10. B. On the triaxial generalisation of the Lindblad diagram

In case of generalisation of the Lindblad diagram into three dimensions it is comfortable to use the space of  $I_1, I_2^2, I_3$  instead of the space of  $I_1, I_2, I_3$ . In this space the characteristic surfaces where the velocity components  $v_1$  or  $v_2$  turn to zero are not parabolic cylinders but planes.

The equations of the characteristic surfaces in space of  $I_1, I_2^2, I_3$  are

$$\frac{w}{\xi^2 - 1} = \xi^2 I_1 - I_3 - \frac{\xi^2}{\xi^2 - 1} I_2^2 + 2\varphi(\xi) = 0, \quad (6.99)$$

where  $\xi$  is  $\xi_1$  or  $\xi_2$ . The characteristic surfaces have the enveloping surface. It is determined by the equation of the characteristic surface together with the equation

$$I_1 + \frac{1}{(\xi^2 - 1)^2} I_2^2 + \varphi'(\xi) \xi^{-1} = 0. \quad (6.100)$$

The enveloping surface evidently consist of straight lines being thus a lineated surface.

The part of the enveloping surface corresponding to  $\xi \geq 1$  (*i.e.*  $\xi = \xi_1$ ) delineates together with the planes  $I_2^2 = 0$  and  $I_3 = 2\varphi(0)$  a region of physically possible values of  $I_1, I_2^2, I_3$ . The remaining part of the enveloping surface with the exception of the straight line  $\xi = 1$ , *i.e.*

$$I_1 - I_3 + 2\varphi(\xi) = 0, \quad I_2^2 = 0, \quad (6.101)$$

remains outside of the physical region.

### 6.11. C. Basic frequencies and periods for the motion of a star

Intersection of the enveloping surface with the plane  $I_3 = 2\varphi(0)$  corresponds to circular orbits. The straight lines forming the enveloping surface correspond to the orbits  $\xi_1 = \text{const}$ . In the  $R, z$ -plane they are periodic orbits along the  $\xi_1$  coordinate lines.

In the velocity space the following ellipse corresponds to the strict line on the enveloping surface along which the characteristic plane is tangent to the surface:

$$\frac{v_2^2}{\xi_1^2 - \xi_2^2} + \frac{v_\theta^2}{\xi_1^2 - 1} + \frac{1}{\xi_1} \frac{\partial \Phi}{\partial \xi_1} = 0, \quad v_1 = 0 \quad (6.102)$$

the following hyperboloid corresponds to the strict line  $\xi = 1$ :

$$-(1 - \xi_2^2)v_1^2 + (\xi_1^2 - 1) = 2[\Phi - \Phi^* - \varphi(1)], \quad v_\theta = 0 \quad (6.103)$$

They correspond to the foci of the triple family of isosurfaces (6.71) of orbit elements (in fact these second-order surfaces are not confocal).

In order to illustrate the characteristics of the three-dimensional generalisation of the Lindblad diagrams, the enveloping surface for the simplest flat model is plotted in Fig. 6.8. In this case (if we remove a constant factor)

$$\varphi(\xi) = \xi$$

and the enveloping surface intersects the planes  $I_3 = 0$  and  $I_2^2 = 0$  along the curves with the following parametric equations

$$I_3 = 0, \quad I_1 = (\xi^2 + 1)\xi^{-3}, \quad I_2^2 = (\xi^2 - 1)^2\xi^{-3};$$

$$I_2^2 = 0, \quad I_1 = \xi^{-1}, \quad I_3 = \xi.$$

## 6.11. C. Canonical coordinates. Basic frequencies and periods for the motion of a star. Quasi-Keplerian orbit elements

### 6.11.1.

If we take for coordinates

$$q_1 = \xi_1, \quad q_2 = \xi_2, \quad q_3 = \theta. \quad (6.104)$$

the corresponding generalised momenta are

$$p_1 = z_0 \frac{w_1}{\xi_1^2 - 1}, \quad p_2 = z_0 \frac{w_2}{1 - \xi_2^2}, \quad p_3 = z_3 I_2. \quad (6.105)$$

These canonical variables can be replaced by the action variables

$$P_i = \frac{1}{2\pi} \oint p_i dq_i, \quad i = 1, 2, 3 \quad (6.106)$$

6. The model of the steady galaxy with triaxial distribution of velocities

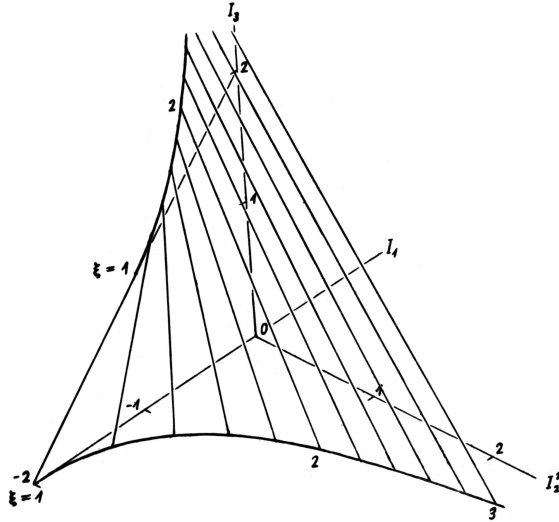


Figure 6.8.: Enveloping surfaces for the flat model.

(where circle integral is taken over one cycle of  $q_i$  variation) and by the corresponding canonically conjugal variables  $Q_i$ . For  $Q_i$  we have

$$z_0^{-1}Q_i = \frac{1}{2}(I_6 + t)\frac{\partial I_1}{\partial P_i} - \frac{1}{2}I_4\frac{\partial I_3}{\partial P_i} - I_5\frac{\partial I_2}{\partial P_i}, \quad (6.107)$$

where the  $I_4, I_5, I_6$  must be replaced by their expressions Eqs. (6.75)–(6.76)

$$I_4 = U_1 - U_2, \quad I_5 = S_1 - S_2 - \theta, \quad I_6 = T_1 - T_2 - t, \quad (6.108)$$

$$U = \int \frac{d\xi}{w}, \quad S = I_2 \int \frac{\xi^2 d\xi}{(\xi^2 - 1)\omega}, \quad T = z_0 \int \frac{\xi d\xi}{w}. \quad (6.109)$$

The partial derivatives  $\partial I_1/\partial P_1$  must be expressed through the reversed partial derivatives  $\partial P_1/\partial I_1$ . The variable  $P_3 = P_\theta$  equals simply to  $z_0 I_2$  and therefore,  $\partial I_2/\partial P_\theta = z_0^{-1}$ ,  $\partial I_2/\partial P_1 = \partial I_2/\partial P_2 = 0$ . The remaining derivatives can be expressed with help of circle integrals

$$U^0 = \oint \frac{d\xi}{w}, \quad S^0 = I_2 \oint \frac{\xi d\xi}{(\xi^2 - 1)\omega}, \quad T^0 = z_0 \oint \frac{\xi^2 d\xi}{w}. \quad (6.110)$$

The variables  $P_i$  as functions of  $I_1, I_2, I_3$  are the (single-valued) integrals of motion. At the same time they are the adiabatic invariants, *i.e.* if the function  $\varphi(\xi)$  determining the gravitational field slowly varies, while the value of  $P_i$  remains constant.

### 6.11.2.

The basic frequencies of the stellar coordinate oscillations while the star moves are

$$\omega_i = \frac{2\pi}{\tau_i} = \frac{1}{2} \frac{\partial I_1}{\partial P_i}, \quad (6.111)$$

where  $\tau_i$  are the periods. For  $\tau_i$  we have the relations (this can be seen directly from the expressions of the integrals  $I_4, I_5, I_6$ )

$$\tau_1 U_2^0 = \tau_2 U_1^0 = \tau_\theta \frac{S_1^0 U_2^0 - S_2^0 U_1^0}{2\pi} = T_1^0 U_2^0 - T_2^0 U_1^0. \quad (6.112)$$

The formulae for  $\tau_1$  and for  $\tau_2$  were derived also by H.C. van de Hulst (B.A.N. **16**, 235, 1962).

From the analogy with the perturbed Keplerian motions these periods may be named as anomalistic, draconistic and sideric, respectively.

### 6.11.3.

For the Keplerian ellipse the following expressions for  $P_i$  result

$$P_1 = I \left( \frac{1}{\sqrt{1-e^2}} - 1 \right), \quad P_2 = I - |I_2|, \quad P_\theta = I_2 = I \cos i, \quad (6.113)$$

where  $e$  is the orbital eccentricity,  $i$  is the orbital inclination,  $I$  is the total kinetic momentum. Now we find

$$\begin{aligned} \frac{1}{\sqrt{1-e^2}} - 1 &= \frac{P_1}{|P_\theta| + P_2} \\ \cos i &= \frac{P_1}{|P_\theta| + P_2} \end{aligned} \quad (6.114)$$

If we use these formulae for galactic stellar orbits we obtain the definition of ‘‘quasi-Keplerian’’ elements. The definitions were proposed by D. Lynden-Bell (Observatory **83**, 23, 1962).

## 6.12. D. Use of elliptic integrals in calculations of three-dimensional orbits. A superposition of a flat and lens-like models

If  $w$  is a fourth-order polynomial of  $|\xi|$ , we can calculate three-dimensional stellar orbits with the help of elliptic integrals. In this case the functions  $U, S, T$  are expressed through incomplete elliptic integrals, the functions  $U^0, S^0, T^0$  and  $P$  ( $P_1$  and  $P_2$ ) through complete integrals.

## 6. The model of the steady galaxy with triaxial distribution of velocities

This result can be derived for the superposition of flat and quasi-isochrone lens-like models when

$$\varphi(\xi) = (1 - \eta)\varphi_{fl} + \eta\varphi_l, \quad (6.115)$$

where

$$\varphi_{fl} = \Phi_0 \cdot |\xi|, \quad \varphi_l = \Phi_0 \frac{2\xi^2}{1 + |\xi|} \quad (6.116)$$

and  $\eta$  is a coefficient characterising the contribution of lens-like model to the central potential.

For the potential at  $z = 0$  we have

$$\Phi_{z=0} = \Phi_0 \left[ (1 - \eta)\zeta^{-1} + \eta \frac{2}{1 + \zeta} \right], \quad (6.117)$$

where

$$\zeta = \sqrt{1 + R^2/z_0^2}. \quad (6.118)$$

Further, because for flat systems

$$\delta_{fl} = \frac{1}{2\pi} \frac{\Phi_0}{6z_0} \zeta^{-3}, \quad |\bar{z}|_{fl} = 0, \quad (6.119)$$

and for lens-like systems

$$\delta_l = \frac{1}{\pi} \frac{\Phi_0}{6z_0} \frac{1}{\zeta(1 + \zeta)^2}, \quad |\bar{z}|_l = \frac{1}{2} z_0 \zeta, \quad (6.120)$$

we have for their superposition

$$|\bar{z}| = z_0 \frac{2\eta\zeta}{(1 - \eta)(1 + \zeta)^2 + 4\eta\zeta^2}. \quad (6.121)$$

The expression for  $\Phi_{z=0}(R)$  and  $|\bar{z}|(R)$  can be used to estimate the parameters  $\Phi_0$ ,  $z_0$ ,  $\eta$ . For the Galaxy  $\eta = 0.1$  roughly.



## 7. Some problems concerning the dynamics of the Galaxy<sup>1</sup>

The aim of the present paper is to give a short review of the results derived by the author on some problems of Galactic dynamics. We review both theoretical and practical questions of stellar dynamics. Special emphasis is given to different models of the Galaxy and to using the latest radio observations of galactic rotation in mass distribution calculations.

### 7.1. The theory of the third integral of the motion of stars

It is known that the velocity distribution of stars in all subsystems of the Galaxy is triaxial, *i.e.* can be represented by triaxial velocity ellipsoid.<sup>2</sup> The longest axis of the velocity ellipsoid is directed approximately along the galactic radius, the shortest axis – perpendicular to the galactic plane. Theoretical explanation of the phenomena meets still certain difficulties. The theory of stationary stellar systems, being successful in explaining the basic properties of stellar motions, gave biaxial velocity distribution. According to Jeans (see e.g. Parenago 1954a) it was usually assumed that the phase density of a stationary axisymmetric stellar system is a function of two integrals of motion – the energy integral and the area integral. In this case the velocity distribution is biaxial. It is symmetrical about the axis laying in direction of galactic rotation, *i.e.* perpendicular to meridional plane. In order to have triaxial velocity distribution, we must suppose that the phase density is a function of three integrals of motion. For the stationary system these integrals are independent of time. In addition, the integrals must be single-valued, *i.e.* for a given trajectory in the phase space only one value of the integrals must correspond. The existence of such kind of integrals is related with the restrictions on the gravitational potential of the stellar system. For the existence of the energy and the area integrals it is needed the stationarity and the axial symmetry of the potential. For the existence of the third single-valued integral, being different from previous integrals, it is needed some other additional restriction.

A theory of the third integral was presented in our recent papers (Kuzmin 1953, 1954, 1956a). In these studies concrete expression for the third integral and the differential equation for the gravitational potential, necessary for the existence of the

---

<sup>1</sup> Tartu Astronomical Observatory, Teated, No. 3, 1956; Report in the First Meeting of the Commission on Stellar Astronomy of the Astron. Council of Acad. Sci. USSR, May 1955. Published also in Notices of the Acad. Sci. Estonian SSR 5, 91 – 107, 1956.

<sup>2</sup>We have in mind the ellipse calculated from the velocity dispersion tensor. The velocity ellipsoid must not be confused with the ellipsoidal velocity distribution as it is often done. The assumption on ellipsoidal velocity distribution is not necessary in the theory of the third integral.

## 7. *Some problems concerning the dynamics of the Galaxy*

integral, were given. The equation is the linear second order differential equation in partial derivatives of the potential with respect to coordinates. It is just the additional restriction for the potential needed for the existence of the third integral.<sup>3</sup>

If the phase density is a function of all three integrals referred above, the resulting velocity distribution is triaxial. One of the velocity ellipsoid axis is directed still in direction of galactic rotation, but there exist another two unequal with each other axis. At points, laying in the galactic plane, one of them is perpendicular to that plane, the other is directed along the galactic radius. Outside of the galactic plane these axis have some angles, different from  $0^\circ$  or  $90^\circ$  about the plane. Hence out of the galactic plane the velocity ellipsoid has some obliquity. The obliquity of the velocity ellipsoid is one of the important consequences of the theory of the third integral.

The theory of the third integral enables to treat the spatial and kinematical structure of the Galaxy and of its subsystems more completely than it was done earlier. Besides, one of the aids for theoretical handling of the spatial and kinematical structure may be the three-integral generalisation of the Bottlinger diagram. In addition, there exists a possibility to find the expressions for remaining two independent integrals, having in this way all five independent of each other and of time integrals. These remaining two integrals are generally infinitely multiple-valued, and hence can not contain in expression of the phase density. But they can be used in calculations of the stellar orbits in general three-dimensional case. It is possible to derive also the sixth integral being a function of time and determining the position of a star in orbit.

### **7.2. Models of the Galaxy resulting from the theory of the third integral**

As we mentioned above, the existence of the third integral put certain restriction on the gravitational potential. The potential must satisfy a differential equation, leading us to the problem, is the restriction fulfilled in reality. Because the Galaxy is a steady system only in first, quite rough approximation, the demand of stationarity as well as axial symmetry are not satisfied precisely. Hence the energy integral and the area integral are only approximate integrals. Evidently, there are no reasons to expect more also from the third integral. We may use that integral in equal terms with the first two integrals, when the potential only approximately satisfies the referred differential equation. To check the possibility of even approximate correspondence of the theory with reality, we constructed the models of stellar systems where the condition of the existence of the third integral is realised (Kuzmin 1954, 1956a).

---

<sup>3</sup>This equation was derived earlier several times as the condition allowing the triaxial velocity distribution in stationary axisymmetric stellar systems. When preparing the present paper for print we heard about the paper by van Albada (Bosscha Obs. Contr. No. 1, 1952) where it was derived the expression for the third integral being essentially identical with ours. He derived also the corresponding differential equation for the potential. But van Albada wrongly concludes that the equation has no solutions applicable for real stellar systems.

## 7.2. Models of the Galaxy resulting from the theory of the third integral

The differential equation for the potential  $\Phi$  can be solved in general form. Using the elliptical coordinates  $\xi_1$  and  $\xi_2$  instead of the cylindrical coordinates  $R$  and  $z$ , we may write the solution in following simple form

$$\Phi = \frac{\varphi(\xi_1) - \varphi(\xi_2)}{\xi_1^2 - \xi_2^2}, \quad (7.1)$$

where  $\varphi$  is an arbitrary function. The foci of elliptical coordinates lie on galactic symmetry axis at both sides of galactic plane at a distance  $z_0$  from the plane.<sup>4</sup>

From the Poisson's equation we may derive the expression for the matter density. It results that when choosing the function  $\varphi$  in a suitable form, we may have the model of stellar system with finite mass and nowhere negative density. In addition, it is possible to vary the eccentricity of the model.

In case of sufficiently flattened model, similar to the Galaxy, the potential in galactic plane ( $z = 0$ ) has approximately the form

$$\Phi_{z=0} = \Phi_0 \left(1 + \frac{R^2}{z_0^2}\right)^{-1/2}, \quad (7.2)$$

where  $\Phi_0$  is the potential in Galactic centre. From Eq. 7.2 the circular velocity is approximately

$$V = V_0 \frac{R}{z_0} \left(1 + \frac{R^2}{z_0^2}\right)^{-3/4}, \quad (7.3)$$

where  $V_0 = \sqrt{\Phi_0}$ . For the density in galactic plane  $\rho_{z=0}$  and for the projected onto the galactic plane density  $\delta$  we derive

$$\rho_{z=0} = \rho_0 \left(1 + \frac{R^2}{z_0^2}\right)^{-2}, \quad (7.4)$$

$$\delta = \delta_0 \left(1 + \frac{R^2}{z_0^2}\right)^{-3/2}, \quad (7.5)$$

where  $\rho_0$  and  $\delta_0$  are the values of  $\rho_{z=0}$  and  $\delta$  for  $R = 0$ .

All these formulae are independent of the concrete form of  $\varphi$ . It is needed only that the model is sufficiently flat. But to have a model, where the density is known at all points in space, we must choose some concrete form of  $\varphi$ . In our paper (Kuzmin 1956a) we proposed a two-parameter expression for  $\varphi$ , giving two-parameter family of models. The parameters determine the eccentricity of the model and the variation of the density perpendicular to the galactic plane.

The most simple density distribution has the model, corresponding to inhomogeneous spheroid with the density decreasing in all directions according to the law

<sup>4</sup>The coordinates  $\xi_1$  and  $\xi_2$  are determined in a way, that on galactic axis  $z = z_0\xi_2$  for  $|z| < z_0$  and  $|z| = z_0\xi_1$  for  $|z| > z_0$ .

## 7. Some problems concerning the dynamics of the Galaxy

similar to Eq. (7.4). Another model, discussed by us in detail, is interesting because of simple forms of the function  $\varphi$  and the potential  $\Phi$ . In this case the function  $\varphi$  is proportional to  $(\xi_0^2 + \xi^2)^{1/2}$ , where  $\xi_0$  is a constant. The isodensity surfaces differ somewhat from ellipsoids of revolution. Their meridional sections are more curved near their extreme, compared to the ellipses with the same eccentricity. In addition to these models we made preliminary calculations also for other models. For some of them the isodensity surfaces have bending points, and are similar to the contours of edge-on spiral galaxies. In general the resulting models seem to be realistic. Therefore we may expect that the condition for the existence of the third integral is approximately fulfilled for the Galaxy.

The drawback of our models, basing on the third integral, is too slow decrease of the density at large distances from the centre, as it is evident from Eqs. (7.4) and (7.5). In addition, the eccentricity of the isodensity surfaces near the centre is as large as at outer regions. But according to our understanding the galactic nucleus is quite spheroidal. Although, changing of the density law at very small distances and at very large distances from the centre does not influence significantly the potential at remaining parts of the model, and hence the condition of the existence of the third integral remains approximately valid. Thus the referred drawbacks are not insurmountable for the theory.

### 7.3. Spheroidal models of the Galaxy

Galactic models, resulting from the theory of the third integral of stellar motion, can be used in practice for various approximate calculations. But due to the referred deficiencies of these models, more useful are other models.

One of the methods of constructing Galactic models is the superposition of coaxial homogeneous spheroids with different dimensions and eccentricity used by Oort (1932); Oort & van Woerkom (1941); Oort (1952). The drawback of the method is that the resulting model is quite rough with large density jumps. For this reason more convenient seems to represent the mass distribution of the Galaxy with the superposition of inhomogeneous spheroids, where the density decreases smoothly from the centre to the periphery. The properties of suitably chosen inhomogeneous spheroids may be as simple as are of homogeneous spheroids. But the number of inhomogeneous spheroids needed for satisfactory representation of Galactic mass distribution is significantly smaller. If there is not needed high precision, it is possible to limit even with one inhomogeneous spheroid.

The inhomogeneous spheroid is characterised by the ratio of short semiaxis of the isodensity surface to great semiaxis  $\epsilon$ , and by the density distribution  $\rho(a)$  as a function of great semiaxis of isodensity surface  $a$ . Instead of the density it is possible to use the function  $\mu(a)$  or the function  $\rho_s(a)$ , related with the density in following way

$$\frac{\mu(a)}{4\pi a^2} = \rho_s(a) = \epsilon\rho(a). \quad (7.6)$$

The function  $\mu(a)$  is the mass per unit interval of  $a$ ,  $\rho_s(a)$  is the function calculated from  $\mu(a)$  within the assumption of spherical mass distribution. These functions are suitable to call the mass function and the spherical density function, respectively.

Knowing the mass function of the spheroidal model, we may calculate the circular velocity (see Kuzmin 1952a)

$$V^2 = G \int_0^R \frac{\mu(a) da}{\sqrt{R^2 - a^2 e^2}}, \quad (7.7)$$

where  $G$  is the gravitational constant and

$$e^2 = 1 - \epsilon^2 \quad (7.8)$$

For the potential in the symmetry plane of the model (in galactic plane) we have

$$\Phi_{z=0} = G \int_0^\infty \mu(a) \chi\left(\frac{a}{R}\right) \frac{da}{a}, \quad (7.9)$$

$$\chi\left(\frac{a}{R}\right) = \begin{cases} \frac{1}{e} \arcsin \frac{ae}{R}, & \text{for } a \leq R, \\ \frac{1}{e} \arcsin e, & \text{for } a \geq R. \end{cases}$$

The mass function allows us to calculate also the projected density  $\delta$  and the total mass  $M$  of the model. Calculations are according to formulae

$$\delta = \frac{1}{2\pi} \int_R^\infty \frac{\mu(a) da}{a\sqrt{a^2 - R^2}}, \quad (7.10)$$

$$M = \int_0^\infty \mu(a) da. \quad (7.11)$$

Our spheroidal model, being the most simple from the models based on the theory of the third integral, belongs also to these class of models, consisting of one inhomogeneous spheroid. Other models in form of inhomogeneous spheroids were discussed earlier by Perek (1948, 1951, 1954), and recently by Idlis (1957, 1956). The Idlis model is very interesting and is worth to more close discussion.

## 7.4. Idlis model of a stellar system

In construction of his model Idlis starts from the expression for potential used by Parenago (1950a, 1952) in his studies of the potential of the Galaxy. The expressions for the potential and corresponding expression for the circular velocity are

$$\Phi_{z=0} = \Phi_0 \left(1 + \frac{R^2}{R_0^2}\right)^{-1} \quad (7.12)$$

and

$$V = V_0 \frac{R}{R_0} \left(1 + \frac{R^2}{R_0^2}\right)^{-1}, \quad (7.13)$$

## 7. Some problems concerning the dynamics of the Galaxy

where  $R_0$ ,  $\Phi_0$  and  $V_0$  are constants, while  $V_0 = \sqrt{2\Phi_0}$ .

These formulae result from assumptions that for flat subsystems of the Galaxy the velocity distribution is strictly ellipsoidal. In this case according to the Oort-Lindblad theory (see e.g. Parenago 1954a) the rotation of flat subsystems is described by Eq. (7.13) and  $V$  can be handled as the circular velocity, because the centroid velocity nearly coincides with the circular velocity. However, it is needed to keep in mind that in real galaxies the velocity distribution of flat subsystems is not necessarily strictly ellipsoidal. Hence, Eq. (7.13) can be used only as a suitable interpolating formula.<sup>5</sup> The same is valid also in case of our formula (7.3), because the condition for the existence of the third integral may be fulfilled only approximately.

The law (7.13) has a drawback – the corresponding acceleration along the to galactic radius decreases too rapidly at large  $R$ , and it is not possible to find the nonnegative mass configuration, giving this kind of acceleration. But one may suppose, following to Idlis, that the law (7.13) is valid only inside of the Galaxy. Outside of the Galaxy there will be some other law. In this case the resulting model of the Galaxy in the form of an inhomogeneous spheroid is quite acceptable.

If the spheroid is very flat, the expression for the density results easily. In this case it is needed to take in Eq. (7.7)  $e = 1$ , and we have for  $\mu(a)$  the Abel integral equation. By solving it and using Eq. (7.6), we derive the following expression for the density at  $z = 0$

$$\rho_{z=0} = \rho_0 \left(1 + \frac{R^2}{R_0^2}\right)^{-2} \left[ \frac{3}{4} + \frac{1}{4} \left(1 - 2\frac{R^2}{R_0^2}\right) \left(1 + \frac{R^2}{R_0^2}\right)^{-1/2} \frac{R_0}{R} \operatorname{arcsch} \frac{R}{R_0} \right]. \quad (7.14)$$

The expression in square brackets is zero for  $R = R^0 \simeq 2.7 R_0$ , and negative for  $R > R^0$ . Thus the value  $R = R^0$  can be handled as the model radius, and we assume that the density vanishes outside of that limit. Because for  $R > R^0$  Eq. (7.12) is not valid and at  $R = R^0$  the potential must be continuous and at infinity it must vanish, it is needed to add some constant to the potential. Idlis found that for very flattened model the constant is  $0.074 \Phi_0$ . This constant rises significantly the potential at large  $R$ . Hence at large  $R$  the escape velocity exceeds the circular velocity more than it was according to Parenago's calculations (Parenago 1950a, 1952).

The law (7.14) gives quite realistic density variation. At small  $R$  the density decreases approximately similar to our model. But at large  $R$  the density decrease is faster and vanishes as  $R$  approaches to  $R^0$ . The finite radius of Idlis model is a significant advantage when compared to our model.

The difference between our model and Idlis model is plotted in Fig. 7.1. The continuous curve corresponds to the mass function of Idlis model, the dashed curve to our spheroidal model. The spherical densities at the centres of both models were taken equal, and it was chosen  $z_0 = 0.8 R_0$ .

With having in mind the practical application of Idlis model, it would be recommendable to generalise it for finite  $\epsilon$ . The generalisation can be done by using still

<sup>5</sup>This question we discussed quite in detail in one of our previous papers (Kuzmin 1954).

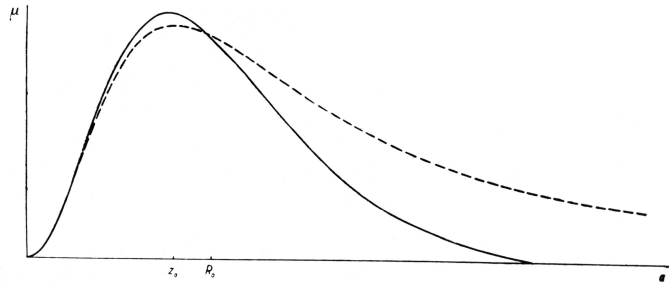


Figure 7.1.

Eq. (7.13) for the circular velocity. In this case Eq. (7.7) can be handled as the integral equation for the mass function. But reminding that Eq. (7.13) is no more than an interpolation formula, it is more convenient to accept at first the mass function, corresponding to the density (7.14), and to calculate the circular velocity by integration of (7.7). We did it and it results that the potential in the symmetry plane and the circular velocity were expressed via elementary function both inside and outside of the model. Similar calculations were made also for our spheroidal model.<sup>6</sup>

## 7.5. Generalised spheroidal model

Although the Idlis model represents the real Galaxy probably better than our model, even this model can be only a first quite rough approximation of reality. To represent the real mass distribution of the Galaxy more precisely, it is needed to add several suitably chosen inhomogeneous spheroids. These spheroids may be Idlis models with different axial ratios and radii, for example.

But the mass distribution of the Galaxy may be represented with some composite model also in other way. We need not to start from some special models with given in advance density distribution. Contrary, it is possible to use more general composite model with the mass function determined from observational data without any ahead fixed model.

This kind of composite model may be constructed also on the basis of nonhomogeneous spheroids (Kuzmin 1952a, 1955). The density distribution, however, is not fixed in advance, and the number of spheroids is great (infinite in limiting case).

Every spheroid belonging to the model is characterised by its axial ratio  $\epsilon_i$ , and its density function  $\rho_i(a)$  or the mass function  $\mu_i(a)$ . Summation of  $\rho_i$  and  $\mu_i$  gives the integrated density and mass functions

$$\rho(a) = \sum \rho_i(a), \quad \mu(a) = \sum \mu_i(a), \quad (7.15)$$

<sup>6</sup>These calculations we made together with J. Einasto. Derived equations were published only in 1968 (Einasto 1968). [Later footnote.]

## 7. Some problems concerning the dynamics of the Galaxy

characterising the whole model. The integrated density, when we replace the argument  $a$  with the argument  $R$ , turns into the density in the symmetry plane. The integrated mass function characterises the model mass distribution. Besides, the relation between the integrated mass function and the projected density of the model, is evidently the same as it was in case of individual spheroid, and is expressed by Eq. (7.10).<sup>7</sup> Evidently also the total mass is expressed via  $\mu(a)$  in the same way, *i.e.* by Eq. (7.11).

In addition to the functions above it is needed to introduce the flattening functions

$$\epsilon_1(a) = \frac{\sum \epsilon_i \rho_i(a)}{\rho(a)}, \quad \epsilon_2(a) = \frac{\sum \epsilon_i \mu_i(a)}{\mu(a)}, \quad (7.16)$$

*i.e.* the averaged with weights  $\rho_i$  and  $\mu_i$  values of  $\epsilon$ . These functions, both in its own way, characterise the model. The function  $\epsilon_1(a)$  is related with the mass and density functions in similar way as it was in case of individual spheroid, *i.e.* by the equation

$$\frac{\mu(a)}{4\pi a^2} = \rho_s(a) = \epsilon_1(a)\rho(a). \quad (7.17)$$

When all  $\rho_i(a) > 0$ , then evidently  $\epsilon_2(a) > \epsilon_1(a)$ .

If the mass distribution is sufficiently flattened, then the mass function is related with the circular velocity and the potential in the symmetry plane of the Galaxy in a similar way as it was in case of individual spheroid, *i.e.* by Eqs. (7.7) and (7.9). But in present case it is needed to use  $\epsilon_2(a)$ , substituting in these formulae

$$e^2 = 1 - \epsilon_2^2(a). \quad (7.18)$$

Using Eq. (7.7) as an integral equation we are able to determine the mass function from the circular velocity as an empirical function. Knowing the mass function we may calculate the potential in the galactic plane, and the corresponding escape velocity, the projected density and the spherical density. From the later we may move to the density function. But to do it we need to know the function  $\epsilon_1(a)$  with sufficient precision (in calculation of the mass function we may limit only with approximately estimated function  $\epsilon_2(a)$ ).

### 7.6. The mass distribution of the Galaxy

In our earlier paper (Kuzmin 1952a) we determined the mass function and the projected density function of the Galaxy from the motion of the long-period cepheids. Unfortunately these data cover only quite moderate range of  $R$ , and are influenced by significant systematic errors. Recently we made a new determination of the mass function and the projected density function on the basis of circular velocities, derived from radio observations of 21 cm interstellar hydrogen line made by Dutch astronomers (Kwee et al. 1954).

---

<sup>7</sup>Equation (7.10) can be handled as the definition of the mass function for general case.



The radio observations do not give directly the circular velocity  $V$  but give the differential rotation function  $U(x)$

$$U(x) = V(x) - V_{\odot}x, \quad x = \frac{R}{R_{\odot}}, \quad (7.19)$$

where  $R_{\odot}$  and  $V_{\odot}$  are the values of  $R$  and  $V$  in the vicinity of the Sun. The function  $U(x)$  is just the Camm function multiplied by  $x$ . The radio observations enable to determine the function  $U(x)$  more or less precisely for the whole range of  $x \leq 1$ . The results of observations, smoothed in a suitable way, are given in Table 7.1. For  $x > 1$  the radio observations do not allow to determine  $U(x)$ . Hence by using of this function we may calculate the mass function only for inner parts of the Galaxy as regards the Sun. For outer parts the mass function must be extrapolated.

In calculations of the mass function it is needed to know the circular velocity near the Sun (we need to move from  $U$  to  $V$ ), and the function  $\epsilon_2(a)$  in order to use the integral equation (7.7).

The results for the mass function only weakly depend from  $\epsilon_2(a)$ . For this reason in calculations it was taken  $\epsilon_2(a) = \text{const} = 0.2$ . It is somewhat larger than derived by us recently value  $\epsilon = 0.16$  (Kuzmin 1955), but the later is the mean value of  $\epsilon_1$  and  $\epsilon_2$ , and must be greater than  $\epsilon_1$  (see above).<sup>8</sup>

But the mass function is very sensitive to the circular velocity in the solar neighbourhood. For determination of  $V_{\odot}$  the following relation is usually used:

$$V_{\odot} = (A - B)R_{\odot}, \quad (7.20)$$

where  $A$  and  $B$  are the Oort constants in the solar neighbourhood. From quantities in this formula the constant  $A$  is known most precisely being equal to 20 km/s/kpc. The value of  $R_{\odot}$  is known slightly worse. But the radio observations allow to determine

$$AR_{\odot} = -\frac{1}{2} \left( \frac{dU}{dx} \right)_{x=1}. \quad (7.21)$$

This value is near to 150 km/s (Table 7.1). Accepting for  $A$  the value referred above, we have  $R_{\odot} = 7.5$  kpc, being quite acceptable result. Most insufficiently is known the value of  $B$ . On the basis of proper motions in GC system we have  $B = -13$  km/s/kpc. But the proper motions in FK3 system give  $B = -7$  km/s/kpc. These two values of  $B$  give for  $V_{\odot}$  highly different results, namely  $V_{\odot} \simeq 250$  km/s in first case, and  $V_{\odot} \simeq 200$  km/s in second case.<sup>9</sup>

Hence, using the Eq. (7.20) does not allow to determine the circular velocity in the vicinity of the Sun with sufficient precision. But its value may be significantly adjusted during the calculation and extrapolation of the mass function.

<sup>8</sup>In fact  $\epsilon$  is twice less and thus  $\epsilon_2$  need to be taken  $\sim 0.1$ . [Later footnote.]

<sup>9</sup>According to contemporary estimates  $R_{\odot} \simeq 10$  kpc,  $A \simeq 15$  km/s/kpc and  $B \simeq -10$  km/s/kpc, giving for the circular velocity  $V_{\odot} \simeq 250$  km/s/kpc. [Later footnote.]

## 7. Some problems concerning the dynamics of the Galaxy

The extrapolation of the mass function must be done smoothly without jumps. In addition, there must be taken into account three conditions. First, the mass function must vanish when  $a$  approaches to a certain upper limit  $R_m = R_\odot x_m$ , being in fact the Galactic radius. Second, the mean speed of the mass function decrease when  $a$  increases must be in agreement with the observed radial gradient of stellar density in wide neighbourhood of the Sun. And third, the potential, corresponding to the mass function, must be chosen in a way, that the referred Galactic radius will be in agreement with the real upper limit of stellar velocities in the vicinity of the Sun. In other words, the stars moving in the vicinity of the Sun with maximum galactocentric velocities must reach their apogalaxy just at the boundary of the Galaxy.<sup>10</sup>

The mathematical expression of the second condition is

$$\frac{d \log \rho_s}{da} = \frac{1}{\mu(a)} \sum \frac{d \log \rho_i}{da} \mu_i(a). \quad (7.22)$$

The right side of this expression is the averaged with the weight  $\mu_i$  value of the radial gradient of density logarithm for individual spheroids. Within a certain approximation we may identify the spheroids with individual subsystems of the Galaxy.

The mathematical expression of the third condition we derive when we use the energy and the angular momentum integrals for stars, moving in galactic plane with maximum galactocentric velocities. It has the form

$$2(\Phi_\odot - \Phi_m) = \left(1 - \frac{1}{x_m^2}\right) (V_\odot + v_m)^2, \quad (7.23)$$

where  $v_m$  is the excess of the upper limit of the solar vicinity's velocity over the circular velocity,  $\Phi_\odot$  and  $\Phi_m$  are the values of  $\Phi_{z=0}$  in the solar neighbourhood and at the Galactic radius.

In calculations we used  $v_m = 65$  km/s from the paper by Oort (1928). The mean radial gradient of the density logarithm was taken 0.2 per kpc. This value we found on the basis of data by Parenago (1954a), and considering that the largest contribution to the mass function results from the intermediate and the spherical subsystem of the Galaxy as the most massive ones. For the Galactic radius it was taken the value  $x_m = 2.5$ , where the spatial density is approximately hundred times smaller than in the vicinity of the Sun (using the density gradient above).

From calculations it results that the mass function can be extrapolated quite smoothly and in agreement with the accepted values of  $v_m$ ,  $x_m$  and the gradient of density logarithm only in the case when the circular velocity in the solar neighbourhood is near to 250 km/s. Besides, the errors of the accepted parameters above enables to vary  $V_\odot$  only within the limits of  $\pm 15$  km/s. Hence the most probable value of the circular velocity in solar neighbourhood is near to the value of  $B$  in GC system.<sup>11</sup>

<sup>10</sup>Usually it is wrongly supposed that the upper limit of velocities corresponds to the escape velocity, and it is not taken into account the finite dimensions of the Galaxy.

<sup>11</sup>see previous footnote. [Later footnote.]

If we accept  $V_{\odot} = 250$  km/s the resulting mass function is like to the one, represented by continuous line in Fig. 7.2 (argument  $a$  is replaced by argument  $x$ ).

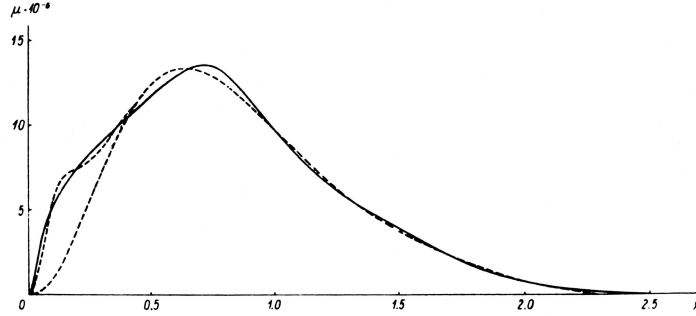


Figure 7.2.

The corresponding numerical values are given in Table 7.1. In the same Table the values of the circular velocity  $V$ , the escape velocity in the galactic plane  $V_k = \sqrt{2\Phi_{z=0}}$ , the projected density  $\delta$  and the spherical density  $\rho_s$  are given. The values of the projected and the spherical densities at  $x = 0$  are only approximate estimates. This is because the function  $U(x)$  is uncertain for small  $x$ , and the referred densities are very sensitive to the function  $U(x)$  at small  $x$ . For the total mass of the Galaxy we derived the following result

$$M = 107 \cdot 10^9 M_{\odot}.$$

We like to mention that the mass function and the circular velocity depend only on function  $U(x)$  and the value of  $V_{\odot}$ . The total mass of the Galaxy, the projected density and the spherical density depend in addition on the value of  $R_{\odot}$ , taken to be 7.5 kpc (see above).<sup>12</sup>

The derived results are in general similar to the results of our earlier paper (Kuzmin 1952a). But the mass function differs significantly. For  $x > 1$  its behaviour is more smooth, and the second maximum, derived by us earlier, is absent now. For very small  $x$  the mass function is much higher now, giving higher central density of the Galaxy, and indicating to the presence of galactic nucleus.

## 7.7. Application of Idlis model

Comparison of the mass function, derived from observations (Fig. 7.2) with the mass function resulting from Idlis model and from our model (Fig. 7.1), indicates only

<sup>12</sup>Due to decreasing of  $\epsilon$  the functions  $\mu(a)$ ,  $\delta(a)$  and  $\rho_s(a)$  decrease somewhat. The increase of  $R_{\odot}$  causes the decrease of the surface density  $\delta(a)$  proportionally to  $R_{\odot}^{-1}$ , and increase of the total mass proportionally to  $R_{\odot}$ . The spherical density  $\rho_s(a)$  decreases proportionally to  $R_{\odot}^{-2}$ , *i.e.* nearly twice. [Later footnote.]

## 7. Some problems concerning the dynamics of the Galaxy

general similarity. It can be seen that Idlis model represents better the observations. But much better agreement can be derived by modelling the galactic mass distribution with the superposition of two Idlis models: one with smaller radius and the other with larger radius.

Taking the mass function of Idlis model according to Eq. (7.14) we found that the best agreement with the empirical mass function results for

$$m_1 = 1 - m_2 = 0.07, \quad x_1 = 0.46, \quad x_2 = 2.27,$$

where  $m_1$  and  $m_2$  are the relative masses of smaller and larger models, respectively, and  $x_1$  and  $x_2$  their radii. The curve  $\mu(a)$  for the sum of both models is plotted in Fig. 7.2 by dashed line. By dashed line also the continuation of the larger model for small  $a$  is given. It is seen that the superposition of two Idlis models represent the observational data quite well.

The smaller model can be identified somewhat provisionally with the nucleus of the Galaxy. Both the mass and the radius of that model correspond to the ones, what may be expected for the galactic nucleus. True enough, the radius of the smaller component seems to be at first glance too large. But it is needed to have in mind that the smaller model begins to dominate only when  $x < 0.2$ .

All the calculations referred above, the author plans to present in more detail in subsequent papers. May be some of the calculations must be made more precisely. In addition, it is possible that beside the radio observations it is possible to use some other data on the rotation of the Galaxy (with the corrections needed). Especially it would be recommendable to know the function  $U$  for  $x > 1$ , where the radio observations do not allow the determination of  $U$ .<sup>13</sup>

As a conclusion the author expresses his sincere thanks to J. Einasto who made the most part of calculations, and made a series of valuable remarks, in particular on the possibility to improve the value of the circular velocity in the solar neighbourhood during the process of calculations and extrapolation of the mass function.

1955–1956

## Appendices added in 1969

### 7.8. A. Comparison of the Galactic potential in the symmetry plane with theoretical laws

In left panel of the Fig. 7.3 the curves of the difference  $\Delta\Phi = \Phi_{z=0} - I_{z=0}(R_\odot) -$  empirical and theoretical – are given for the law by Parenago-Idlis (P) and for the law resulting from theory of third quadratic integral (Q). The parameters of theoretical laws are  $V = 250$  km/s,  $A/\omega = 0.6$  at  $R = R_\odot$ .

---

<sup>13</sup>Unfortunately this kind of paper was not published. [Later footnote.]

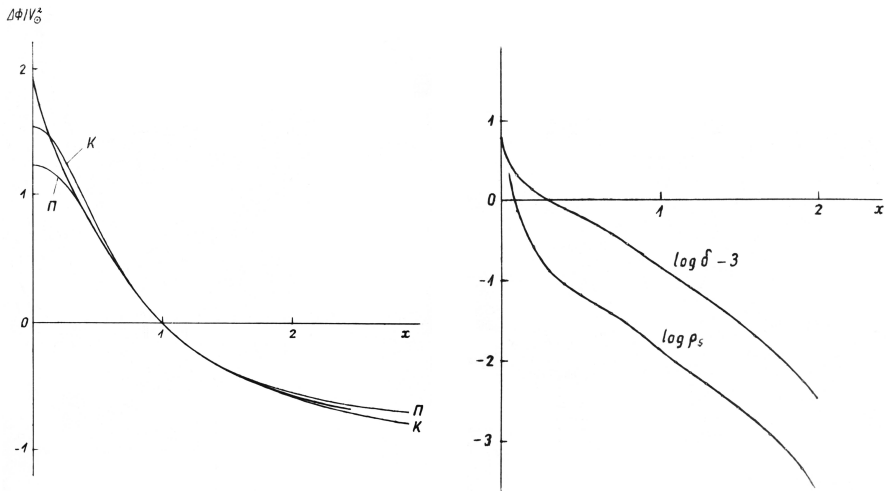


Figure 7.3.

### 7.9. B. The density law

In Kuzmin (1952a, 1954) we mentioned that the surface density of the Galaxy varies according to the exponential law. This is valid also for the spatial density. In right panel of Fig. 7.3 we give the curves of  $\log \delta(x)$  and  $\log \rho_s(x)$  corresponding to the data from Table 7.1. As it is seen for large range of  $R$  values the lines are nearly strict.

7. Some problems concerning the dynamics of the Galaxy

Table 1

$x = R/R_{\odot}$	$U$	$V$	$V_k$	$\mu \cdot 10^{-6}$	$\delta \cdot 10^{-3}$	$\rho_s$
		km/s		$M_{\odot}/\text{pc}$	$M_{\odot}/\text{pc}^2$	$M_{\odot}/\text{pc}^3$
0.0	0	0	610	0.0	6.	11.
0.1	118	143	573	5.2	2.1	0.74
0.2	128	178	542	7.5	1.39	0.26
0.3	124	199	515	9.0	1.01	0.141
0.4	114	214	490	10.4	0.77	0.092
0.5	102	227	467	11.7	0.61	0.066
0.6	88	238	445	12.9	0.49	0.050
0.7	72	247	424	13.5	0.38	0.039
0.8	53	253	404	13.0	0.28	0.029
0.9	28	253	385	11.4	0.20	0.020
1.0	0	250	367	9.6	0.146	0.0135
1.1		245	351	8.0	0.106	0.0093
1.2		240	336	6.7	0.078	0.0066
1.3		234	322	5.6	0.057	0.0047
1.4		228	309	4.7	0.040	0.0034
1.5		221	298	3.8	0.028	0.0024
1.6		215	287	3.0	0.019	0.0017
1.7		208	278	2.3	0.013	0.0011
1.8		201	269	1.6	0.008	0.0007
1.9		195	261	1.1	0.005	0.0004
2.0		189	254	0.7	0.003	0.0002
2.1		183	247	0.4	0.001	0.0001
2.2		178	241	0.2	0.001	0.0001
2.3		173	235	0.1	0.000	0.0000
2.4		168	230	0.0	0.000	0.0000

## 8. On the theory of the third integral of stellar motion.<sup>1</sup>

In case of the stationary, axisymmetric potential  $\Phi$  we have two isolating (single-valued) conservative integrals of stellar motion – the energy and the angular momentum integrals. If we apply a certain restriction on the potential, there exists also the third integral of this type (Kuzmin 1953). This integral is quadratic in respect to velocities but is different from the energy integral.

It is also possible to derive the third integral for general axisymmetric potential in form of series of powers of coordinates and velocities.

By fixing the value of the angular momentum integral  $I$ , we can reduce the problem of stellar motion to the two-dimensional one with the potential

$$\tilde{\Phi} = \Phi - \frac{1}{2} \frac{I^2}{R^2}, \quad (8.1)$$

where  $R$  is the distance from the symmetry axis.

To derive the expansion for the third integral we represent  $\tilde{\Phi}$  in a form

$$\tilde{\Phi} = \tilde{\Phi}_0 + \tilde{\Phi}_1, \quad (8.2)$$

where  $\tilde{\Phi}_0$  is a potential with known third integral. This potential and the corresponding motion can be called unperturbed. As every integral of motion must remain constant, we obtain for the integral  $F$  the series

$$F = F_0 + F_1 + F_2 + \dots, \quad (8.3)$$

where

$$F_n = - \int_0^t \nabla_v F_{n-1} \cdot \nabla_x \tilde{\Phi}_1 dt \quad (8.4)$$

( $t$  is time,  $\nabla_v$  and  $\nabla_x$  are nabla with respect to velocities and coordinates). Integration is along the unperturbed orbit.

For  $\tilde{\Phi}$  we use the series

$$-2\tilde{\Phi} = a_{00} + a_{20}\Delta R^2 + a_{02}z^2 + a_{30}\Delta R^3 + a_{12}\Delta Rz^2 + \dots, \quad (8.5)$$

where  $z$  is the distance from the symmetry plane (the existence of which is presumed) and  $\Delta R$  is counted from the maximum of  $\tilde{\Phi}$ .

<sup>1</sup> Bull. Abastumani Astrophys. Obs. No. 27, 89 – 92, 1962, Report on the 3rd Meeting of the Committee on Stellar Astronomy, October 3–6, 1960, Tbilisi.

## 8. On the theory of the third integral of stellar motion

By assuming

$$-2\tilde{\Phi}_0 = a_{00} + a_{20}\Delta R^2 + a_{02}z^2, \quad (8.6)$$

and correspondingly

$$F_0 = v_z^2 + a_{02}z^2, \quad (8.7)$$

we derive the following series for  $F$

$$F = v_z^2 + a_{02}z^2 + \frac{2a_{12}}{4a_{02} - a_{20}}[zv_Rv_z - \Delta R(v_z^2 - a_{02}z^2)] + \dots \quad (8.8)$$

Here  $v_R$  and  $v_z$  are the velocity components along  $R$  and  $z$ .

The fourth order term in respect to coordinates and velocities was also derived, but as it is very long, we do not present it in here. As the previous terms, it is quadratic in respect to velocities. [q.v. Appendix A.]

Similar series were derived recently by Contopoulos (1960).

Is the integral  $F$  isolating? Or in other words, does the phase-orbit lay on a surface of the isoenergetic space or fills all the isoenergetic space? The answer is given by the known theorem by Poincaré (1892) on the existence of single-valued integrals. According to the Poincaré's theorem, in general there do not exist single-valued integrals independent of the energy integral. The proof of the theorem consists of deriving the series for the integral by a method similar in some sense to the method above. Instead of usual coordinates and velocities, the canonical variables were introduced in a way that coordinates and velocities are periodic functions of new coordinates. An integral is searched in a form of double Fourier series, it was found that the integral is a function of the energy integral, *i.e.* reduces to it. [q.v. Appendix B.]

Contopoulos in his paper concludes that the Poincaré's theorem is not applicable to the present case. However, the possibility to prove the theorem depends from the choice of unperturbed potential. If we take it in "degenerate" form as it was done here and by Contopoulos, we derive an integral being independent of the energy integral, but the question about its single-valued nature remains open. In order to prove the theorem, the unperturbed potential must be taken in more general form, for example

$$\tilde{\Phi}_0 = \varphi_1(\Delta R) + \varphi_2(z), \quad (8.9)$$

where  $\varphi_1$  and  $\varphi_2$  are different non-quadratic functions<sup>2</sup>

Non-isolating character of the third integral must reveal that the series derived here are not convergent. The series do seem not to converge, as there are subtractions in denominators of its coefficients, which may be very small. As a result, arbitrarily

---

<sup>2</sup>In 60-s a valuable series of papers was published by G. Contopoulos on the theory of third integral for stellar orbits. On the basis of orbit calculations and theoretical considerations, he derived that in general cases of axisymmetry and plane symmetries for a stationary potential, the third integral is isolating in some phase space regions, and non-isolating in other regions (Thessaloniki Contr. 10, 12, 13, 17, 18, 22, 29, 31, 38 (1963–1967)). Ergodic orbits (the third integral is not isolating) were found by M. Hénon and C. Heiles (A.J. **69**, 73, 1964), B. Barbanis (A.J. **71**, 415, 1965), S. J. Aarseth (Nature **212**, 57, 1966). [Later footnote.]



high-order terms may be very large. Probably an explanation is that the more terms we will take into account, the more complicated the surface containing the phase-orbit will become. Finally it may result that the surface (and the orbit on it) will fill all the isoenergetic space.

According to the Poincaré's theorem, the third integral is not isolating in general. But in particular cases it may be isolating. This is the case of quadratic integral. Also, the integral is isolating for periodic orbits. Two types of such orbits can be referred to in case of two-dimensional problem. The first type are the orbits with  $z = 0$ . Motions on these orbits are oscillations along a segment of  $z = 0$ . The second type are segments of the curve being symmetrical about  $z = 0$  and crossing  $z = 0$  under right angle. The existence of the orbits of these types is easy to demonstrate but we do not focus on it here. [q.v. Appendix C.]

In general, the third integral being non-isolating integral can not be used as an argument of the phase density. However, instead of the precise non-isolating integral one may use an approximate quasi-integral, which is isolating according to its form but slowly changing its value. Quasi-integral must be introduced in a form enabling for a phase point to spend as much time as possible near the surface in isoenergy space, determined by some fixed value of integral. The more near is the situation to the existence of the isolating integral, the more precisely the form of the integral is determined, and the more slowly its value changes. These are the orbits with small  $\Delta R$  and  $z$ , *i.e.* nearly circular orbits in three-dimensional problem. For these orbits the quasi-integral may be a sum of some first terms of the series derived by us; in fact it is sufficient to limit with quadratic terms in respect to velocities terms.

Variations of the value of quasi-integral are limited by physically permitted values, and occur probably in extremely complicated way, having quasi-stochastic character. The corresponding variations of the phase density can be treated probably in a similar way as it was done in analysing the irregular forces, *i.e.* as a diffusion of phase points<sup>3</sup>.

Applying this quasi-integral in form of first terms of the series (8.8) gives us the already known obliquity of the velocity ellipsoid about the galactic plane at points outside of the plane (the result is known from the theory of quadratic integral (Kuzmin 1953)) [q.v. Appendix A]. For the  $z$ -gradient of the obliquity, the equation for angle  $\alpha$  is

$$\left(\frac{\partial\alpha}{\partial z}\right)_{z=0} = -\frac{a_{12}}{4a_{02} - a_{20}}. \quad (8.10)$$

As  $a_{02}$  is significantly larger than  $a_{20}$  and is approximately proportional to the mass density at  $z = 0$ , and  $a_{12}$  equals to the derivative of  $a_{02}$  with respect to  $R$ , Eq. (8.10) has the form

$$R\left(\frac{\partial\alpha}{\partial z}\right)_{z=0} \simeq -\frac{1}{4}\left(\frac{\partial\ln\rho}{\partial\ln R}\right)_{z=0}, \quad (8.11)$$

---

<sup>3</sup>A similar idea was mentioned also by B. Lindblad (Stockholm Medd. 1, 1928). [Later footnote.]

## 8. On the theory of the third integral of stellar motion

where  $\rho$  is the mass density. In the vicinity of the Sun  $\rho$  is roughly proportional to  $R^{-4}$  and hence  $R\partial\alpha/\partial z \sim 1$ . As it was mentioned by us earlier (Kuzmin 1954), the  $z$ -gradient of the obliquity of the velocity ellipsoid influences the centroid velocity. By taking into account the gradient we derive the statistical equation of motion in the galactic plane in form

$$\bar{v}_\theta^2 + q\sigma_R^2 = v_c^2, \quad (8.12)$$

where  $\bar{v}_\theta$  is the centroid velocity,  $v_c$  is the circular velocity and

$$q = - \left[ \frac{\partial \ln \rho \sigma_R^2}{\partial \ln R} + \left( 1 - \frac{\sigma_\theta^2}{\sigma_R^2} \right) + R \frac{\partial \alpha}{\partial z} \left( 1 - \frac{\sigma_z^2}{\sigma_R^2} \right) \right]_{z=0}. \quad (8.13)$$

$\sigma_R, \sigma_\theta, \sigma_z$  are the velocity dispersions,  $\rho$  is the mass density or the number density depending on the definition of the centroid velocity and dispersions.

September 1960

## Appendices added in 1969

### 8.1. A. The expansion for the integral of motion $F$

1. Let us have a general two- or three-dimensional problem of stellar motion with potential  $\Phi$ . We designate the orthogonal coordinates and the corresponding velocities as  $x_i$  and  $v_i$ .

The condition that the integral  $F$  is constant along the stellar trajectory is

$$v \cdot \nabla_x F + \nabla_x \Phi \cdot \nabla_v F = 0. \quad (8.14)$$

We try to find the integral  $F$  by iterative approximations, beginning from the known integral  $F_0$  for the potential  $\Phi_0$ . If

$$\Phi = \Phi_0 + \sum_{n=1}^{\infty} \Phi_n, \quad (8.15)$$

where  $\Phi_n$  is the correction term of order  $n$  for  $\Phi_0$ , we have for  $F$  the series

$$F = F_0 + \sum_{n=1}^{\infty} F_n, \quad (8.16)$$

where the successive correction terms  $F_n$  are determined by the recurrent formula

$$v \cdot \nabla_x F_n + \nabla_x \Phi_0 \cdot \nabla_v F_n = - \sum_{m=1}^{\infty} \nabla_x \Phi_m \cdot \nabla_v F_{n-m}. \quad (8.17)$$

The left side equals to  $\dot{F}_n$  for the potential  $\Phi_0$  and hence

$$F_n = - \sum_{m=1}^n \int_0^t \nabla_x \Phi_m \cdot \nabla_v F_{n-m}, \quad (8.18)$$

where the integration is along orbits with potential  $\Phi_0$ . We may use the differential as well as recurrent integral equations to find  $F_n$ . If we combine all the corrections  $\Phi_n$  into one general correction by substituting  $\sum \Phi_n$  with  $\Phi_1$ , we derive for recurrent integral equation (8.4). But in fact  $\Phi$  is usually given in form of series and it is useful to arrange the corrections of  $\Phi_0$  according to different orders. In this case  $F_n$  results to be not in a form of infinite power series but in a form of finite power polynomials.

Let us assume that  $\Phi$  is an even function of  $x_2$  (further  $x_2 = z$ ). For initial zero-order approximation of the potential we take (two-dimensional problem)

$$-2\Phi_0 = a_{00} + a_{20}x_1^2 + a_{02}x_2^2, \quad (8.19)$$

corresponding to the zero-order approximation of the integral

$$F_0 = v_2^2 + a_{02}x_2^2 \quad (8.20)$$

(another possibility is  $F_0 = v_1^2 + a_{20}x_1^2$ ).

By expanding  $-2\Phi$  into series of powers of  $x_1$  and  $x_2$  we have for  $\Phi_n$

$$-2\Phi_n = \sum_{l=0}^{[\frac{n+2}{2}]} a_{n-2l+2,2l} x_1^{n-2l+2} x_2^{2l+2} \quad (8.21)$$

(where  $[ ]$  means the integer part).

When using the recurrent integral equation, one must take into account that in case of the potential  $\Phi_0$  the coordinates  $x_1$  and  $x_2$  of a star oscillate harmonically with frequencies  $\omega_1 = \sqrt{a_{20}}$  and  $\omega_2 = \sqrt{a_{02}}$ , respectively. By expressing  $x_i, v_i$  via  $t$  we integrate and thereafter return again to  $x_i, v_i$ .

The first two corrections for  $F_0$  are the following

$$\begin{aligned} F_1 &= 2\kappa[(x_1v_2 - x_2v_1)v_2 - a_{02}x_1x_2^2], \\ F_2 &= \lambda(x_1v_2 - x_2v_1)^2 - [\kappa a_{12} + \lambda(a_{02} - a_{20})]x_1^2x_2^2 + (a_{04} - \frac{1}{4}\kappa a_{12})x_2^4, \end{aligned} \quad (8.22)$$

where we designated

$$\kappa = -\frac{a_{12}}{4a_{02} - a_{20}}, \quad \lambda = -\frac{2a_{22} + 3\kappa(2a_{12} - a_{30})}{4(a_{02} - a_{20})}. \quad (8.23)$$

Recently we found also  $F_3$  and  $F_4$  but the resulting expressions were very long.

**2.** In our three-dimensional problem for the axisymmetric potential

$$x_1 = \Delta R = R - R_0(J), \quad x_2 = z, \quad (8.24)$$

8. On the theory of the third integral of stellar motion

and  $\tilde{\Phi}$  means the “effective potential”

$$\tilde{\Phi} = \Phi - \frac{1}{2}J^2R^{-2}. \quad (8.25)$$

$R_0(J)$  is determined from the condition

$$\left. \frac{\partial \tilde{\Phi}}{\partial R} \right|_{R=R_0(J), z=0} = 0. \quad (8.26)$$

The coefficients  $a_{k,2l}$  are determined as the coefficients of the expansion of  $-2\tilde{\Phi}(R_0 + \Delta R, z)$  in powers of  $\Delta R$  and  $z$  and are some functions of  $R_0(J)$ .  $\sqrt{a_{20}} = \omega_R$ ,  $\sqrt{a_{02}} = \omega_z$  are the harmonic oscillation frequencies for nearly circular motion.

For fixed  $J$  the integral  $F$  is quadratic in velocities up to the fourth order and has thus within this precision the same properties as the precise quadratic integral for two-dimensional problem. In particular, we may relate it to the elliptical system of coordinates. The directions of coordinate lines determine the directions of two orthogonal symmetry axis of the integral. The position of the foci of elliptical coordinates are determined by the relations

$$R_f(J) = R_0(J) - \frac{\kappa}{\lambda}, \quad z_f(J) = \frac{\pm\sqrt{\lambda - \kappa^2}}{\lambda}. \quad (8.27)$$

3. The variable  $J$  occurring via  $R_0(J)$  in the expression of the integral can be eliminated by introducing the velocity component  $v_\theta = JR^{-1}$ . For this we use the relation

$$\frac{v_\theta^2 - v_c^2}{R} = - \left. \frac{\partial \tilde{\Phi}}{\partial R} \right|_{z=0}, \quad (8.28)$$

where  $v_c$  is the circular velocity. In the expansion of the right side in powers of  $\Delta R$  the coefficients  $a_{k,0}(R_0) = a_{k,0}(R - \Delta R)$  appear. We expand these coefficients into the Taylor series. By turning the derived expansions about  $\Delta R$  we find the expansion of  $\Delta R$  in powers of  $v_\theta^2 - v_c^2$  or in powers of  $\Delta v_\theta = v_\theta - v_c$ . We put this expansion into the expression of  $F$  (before expanding there the coefficients  $a_{k,2l}(R_0) = a_{k,2l}(R - \Delta R)$  into Taylor series).

The integral  $F$  remains an integral of motion after multiplying it by

$$\exp \left( 2 \int_0^{R_0(J)} \kappa dR \right). \quad (8.29)$$

After multiplication, and designating the new integral as  $F$  we find within the terms of the fourth order with respect to  $v_R$ ,  $v_z$ ,  $\Delta v_\theta$ ,  $z$  the expression for  $F$

$$F = \exp \left( 2 \int_0^R \kappa dR \right) \{ (1 + \mu \Delta R^2) v_z^2 - 2(\kappa + \mu \Delta R) z v_R v_z +$$

### 8.1. A. The expansion for the integral of motion $F$

$$+ [\lambda v_R^2 + \kappa R^{-1} v_\theta^2 + (a_{02} - a_{20}) \mu \Delta R^2] z^2 - 2[\Phi(R, z) - \Phi(R, 0) - \kappa \int_0^z \frac{\partial \Phi}{\partial R} z dz] \}. \quad (8.30)$$

Here

$$\mu = \lambda - \kappa^2 - \frac{d\kappa}{dR} = \frac{3a_{20}}{4a_{02} - a_{20}} (\lambda - \kappa R^{-1}) \quad (8.31)$$

and

$$\Delta R = -\frac{2\omega_c}{a_{20}} \Delta v_\theta, \quad (8.32)$$

where  $\omega_c$  is the angular circular velocity. All the coefficients in the expression of  $F$  are functions of  $R$  and not of  $R_0(I)$ . We replaced the sum of the terms, that are functions of only coordinates, with the finite expression being precise up to the fourth order terms.

The derived expression for  $F$  corresponds to the precise quadratic integral when

$$R_f = 0, \quad z_f = \pm \text{const.}$$

In this case

$$\lambda = \kappa R^{-1} = (R^2 + z_f^2)^{-1}, \quad \mu = 0.$$

**4.** In the derived approximation the integral  $F$  is in fourth power with respect to velocities. But being quadratic with respect to  $v_R$  and  $v_z$ , it has two orthogonal symmetry axis in the plane  $v_\theta = \text{const}$  (intersecting at point  $v_R = v_z = 0$ ). For  $z = 0$  the symmetry axis of  $F$  are directed along the  $R$  and  $z$  coordinates, for  $z \neq 0$  they are inclined by an angle  $\alpha$ . The angle  $\alpha$  depends on  $v_\theta$ . For the  $z$ -gradient of  $\alpha$  within the present approximation it results

$$\left. \frac{\partial \alpha}{\partial z} \right|_{z=0} = \kappa + \mu \Delta R = \kappa + \frac{6\omega_c^2}{4a_{02} - a_{20}} (\kappa - \Delta R) \frac{\Delta v_\theta}{v_\theta}. \quad (8.33)$$

**5.** The Poisson's equation at  $z = 0$  has the form

$$4\pi G \rho_{z=0} = a_{02} + a_{20} - 2\omega_c^2 \quad (8.34)$$

( $G$  is the gravitational constant). For highly flattened stellar systems, as for example our Galaxy,  $a_{02}$  is large when compared with  $a_{20}$  and  $\omega_c^2$ . Thus approximately

$$a_{02} = 4\pi G \rho_{z=0}, \quad (8.35)$$

and

$$a_{12} = 4\pi G \left. \frac{\partial \rho}{\partial R} \right|_{z=0}, \quad 2a_{22} = 4\pi G \left. \frac{\partial^2 \rho}{\partial R^2} \right|_{z=0}. \quad (8.36)$$

If we also neglect  $a_{20}$  in the expressions for  $\kappa$  and for  $\lambda$  when compared with  $a_{02}$ , and  $a_{30}$  when compared with  $a_{12}$ , we have

$$\kappa = -\frac{1}{4} \frac{a_{12}}{a_{02}}, \quad \lambda = -\frac{1}{2} \frac{a_{22}}{a_{02}} + \frac{3}{8} \left( \frac{a_{12}}{a_{02}} \right)^2,$$

## 8. On the theory of the third integral of stellar motion

and further

$$\kappa = -\frac{1}{4} \frac{\partial \ln \rho}{\partial R} \Big|_{z=0}, \quad \lambda = \left[ \frac{1}{8} \left( \frac{\partial \ln \rho}{\partial R} \right)^2 - \frac{1}{4} \frac{\partial^2 \ln \rho}{\partial R^2} \right]_{z=0} \quad (8.37)$$

Within the same approximation we must neglect the second term in the expression for the  $z$ -gradient of  $\alpha$ . In this case

$$\frac{\partial \alpha}{\partial z} \Big|_{z=0} = \kappa = -\frac{1}{4} \frac{\partial \ln \rho}{\partial R} \Big|_{z=0}. \quad (8.38)$$

**6.** Let us have a very flattened stellar system with the exponential density distribution. In this case

$$\ln \rho = -\frac{R}{\bar{R}} + \text{const}, \quad (8.39)$$

where  $\bar{R}$  is a constant (the density-weighted mean of  $R$ ). Hence

$$\kappa = \frac{1}{4\bar{R}}, \quad \lambda = \frac{1}{8\bar{R}^2}, \quad (8.40)$$

*i.e.* in present case  $\kappa$  and  $\lambda$  are constants.

For  $R$  and  $z$  of the foci of the elliptical coordinates related to the integral we have

$$R_f = R_0(J) - 2\bar{R}, \quad z_f = \pm 2\bar{R}. \quad (8.41)$$

Therefore, for highly flattened stellar system and for exponential density distribution  $z_f = \pm \text{const}$ , as in the case for precise quadratic integral. But in general  $R_f$  is nonzero, being zero only for  $R_0 = 2\bar{R}$ .

Further, in present case

$$\frac{\partial \alpha}{\partial z} \Big|_{z=0} = \frac{1}{4\bar{R}}, \quad (8.42)$$

*i.e.* is also a constant.

The exponential density distribution is quite a good approximation for the Galaxy, as we see on the basis of our empirical mass distribution model of the Galaxy (Chapter 7). If we assume the density  $\rho$  to be proportional to the ‘‘spherical’’ density  $\rho_s$ , in the solar neighbourhood  $\bar{R}$  is roughly  $0.25R_\odot$  (corresponding to the density  $\sim R^{-4}$ ). However, for longer distance interval the exponential density law with somewhat larger  $\bar{R}$  is more suitable

$$\bar{R} = 0.3R_\odot.$$

This gives us

$$R_f = R_0(J) - 0.6R_\odot, \quad z_f = 0.6R_\odot$$

and

$$R_\odot \frac{\partial \alpha}{\partial z} \Big|_{z=0} \simeq 0.8.$$

## 8.2. B. Application of the Poincaré's theorem to the problem of integrals of motion in the dynamics of stellar systems.<sup>4</sup>

Let us assume that the initial potential is (two-dimensional problem)

$$\Phi_0 = \varphi_1(x_1) + \varphi_2(x_2) \quad (8.43)$$

and let us introduce canonical variables

$$p_i = \frac{1}{2\pi} \oint v_i dx_i, \quad q_i = \omega_i(p_i) \int \frac{dx_i}{v_i} \quad (i = 1, 2), \quad (8.44)$$

where

$$\omega_i(p_i) = \frac{2\pi}{\oint \frac{dx_i}{v_i}}, \quad (8.45)$$

and integral is taken along the orbit in the potential  $\Phi_0$  (contour integrals are taken over one cycle of variation of  $x_i$ ).

Hamiltonian  $E_0$  (the energy integral) for the potential  $\Phi_0$  is a function of  $p_i$  alone, and

$$\frac{\partial E_0}{\partial p_i} = \omega_i(p_i). \quad (8.46)$$

For the potential  $\Phi_0$

$$\dot{p}_i = 0, \quad \dot{q}_i = \omega_i(p_i)$$

and hence

$$p_i, \quad q_i - \omega_i(p_i)t,$$

being constants, are the integrals of motion. Both integrals of motion  $p_i$  are conservative. The remaining two integrals are non-conservative. Eliminating  $t$  from them we have the third conservative integral

$$\frac{q_1}{\omega_1(p_1)} - \frac{q_2}{\omega_2(p_2)}.$$

With the exception of periodic orbits this integral is non-isolating.

An orbit in the potential  $\Phi_0$  is periodic when the ratio of frequencies  $\omega_2/\omega_1$  is a rational number. If  $\varphi_i$  is non-quadratic (arbitrary chosen), the ratio  $\omega_2/\omega_1$  is a continuous function of  $p_1, p_2$  and has infinite number of rational  $\omega_2/\omega_1$ , and correspondingly infinite number of  $p_1, p_2$ , tightly filling all the permitted region (the region of finite orbits in case of the potential  $\Phi_0$ ).

Let us assume

$$\Phi = \Phi_0 + \Phi_1, \quad (8.47)$$

<sup>4</sup> The theorem was initially proved in connection to three-body problem. Apart from the original book by Poincaré (1892), the theorem is given in E. T. Whittaker, *Analytical dynamics*, Cambridge, 1904 and in G. N. Duboshin, *Celestial mechanics. Analytical and quantitative methods*, Moscow, 1964 (in Russian).

8. On the theory of the third integral of stellar motion

where  $\Phi_1$  is an arbitrary correction to  $\Phi_0$  (in present case there is no need to expand  $\Phi_1$  into corrections of different order). Correspondingly the Hamiltonian is

$$E = E_0 + E_1, \quad E_1 = \Phi_1. \quad (8.48)$$

If  $\Phi$  does not reduce to the form of the initial potential  $\Phi_0$ , then  $E_1$  depends on  $q_i$ . As  $E_1$  is a single-valued function of  $x_i$  and  $q_i$  is cyclical coordinate, the function  $E_1$  must be a periodic function of  $q_i$  with the period of  $2\pi$ . Besides, as independently of  $E$  the Poisson's brackets  $\{x_i, E\} = v_i$ , following must hold

$$\{x_i, E_1\} = 0. \quad (8.49)$$

This is the condition for the non-dependence of  $E_1$  on  $v_i$ .

We try to find the isolating integral  $F$  for potential  $\Phi$ . Because the isolating integral is a single-valued function (or can be reduced to),  $F$  must be a periodic function of  $q_i$ .

Let us assume that integral  $F$  exist independently of the correction  $\Phi_1$  and, particularly, independently of the value of the correction. Further, we assume that  $F$  is an **analytical** function of the value of  $\Phi_1$ . In other words we assume that while varying the correction  $\Phi_1$ , keeping it proportional to himself, *i.e.*

$$\Phi = \Phi_0 + k\Phi_1,$$

the integral  $F$  is in form of series

$$F = F_0 + \sum_{n=1}^{\infty} k^n F_n.$$

Restriction for  $F$  is expressed by the Poisson's brackets

$$\{F, E\} = 0. \quad (8.50)$$

By substituting temporarily  $\Phi$  with  $k\Phi_1$  and assuming thereafter  $k = 1$ , we find

$$F = F_0 + \sum_{n=1}^{\infty} F_n, \quad (8.51)$$

where subsequent corrections  $F_n$  are determined by the recurrent formula

$$\{F_n, E_0\} = -\{F_{n-1}, E_1\}. \quad (8.52)$$

All  $F_n$  must be periodic functions of  $q_i$  with period  $2\pi$ , otherwise  $F$  can not have these properties independent of the value of  $\Phi_1$  (*i.e.* for substituting  $\Phi_1 \rightarrow k\Phi_1$  it follows  $F_n \rightarrow k^n F_n$ ).



As  $F_0$  is isolating integral for the potential  $\Phi_0$ , it does not depend on  $q_i$ . Therefore, for the first order correction we have

$$\{F_1, E_0\} = - \left( \frac{\partial F_0}{\partial p_1} \frac{\partial E_1}{\partial q_1} + \frac{\partial F_0}{\partial p_2} \frac{\partial E_1}{\partial q_2} \right). \quad (8.53)$$

The left side in here is  $\dot{F}_1$  for the potential  $\Phi_1$ . Thus, if  $p_1, p_2$  correspond to a periodic orbit in the potential  $\Phi_0$  (and these  $p_i$  tightly fill all the permitted region of  $p_i$ ) the condition for  $F_1$  to be periodic with  $q_i$  is

$$\frac{\partial F_0}{\partial p_1} \oint \frac{\partial E_1}{\partial q_1} dt + \frac{\partial F_0}{\partial p_2} \oint \frac{\partial E_1}{\partial q_2} dt = 0, \quad (8.54)$$

where the contour integral means the integration over one cycle of common variation of  $x_1, x_2$  in the potential  $\Phi_0$ . On the other side, because of the periodicity of  $E_1$  in respect to  $q_i$  it results

$$\frac{\partial E_0}{\partial p_1} \oint \frac{\partial E_1}{\partial q_1} dt + \frac{\partial E_0}{\partial p_2} \oint \frac{\partial E_1}{\partial q_2} dt = 0. \quad (8.55)$$

Therefore, when  $\partial F_0/\partial p_i$  are not proportional to  $\partial E_0/\partial p_i$ , then

$$\oint \frac{\partial E_1}{\partial q_i} dt = 0$$

(i.e. in expansion of  $E_1$  into double Fourier series<sup>5</sup> about  $q_i$  all the terms with the wave numbers, ratio of which equals to  $\omega_2/\omega_1$ , must disappear). However, this condition, if not resulting from general properties of  $E$  (as single-valued function of  $x_i$ ), is not valid in general. Hence, we must assume, that independently of  $p$  the derivative  $\partial F_0/\partial p_i$  is proportional to  $\partial E_0/\partial p_i$ . But in this case

$$F_0 = F_0(E_0), \quad (8.56)$$

and thereafter we find

$$F_n = \frac{1}{n!} F_0^{(n)}(E_0) E_1^n,$$

i.e.

$$F = F_0(E). \quad (8.57)$$

Altogether, in general, the isolating integral we analysed reduces to the energy integral.

Evidently, these discussions can be generalised into three-dimensional case. Moreover, we may expand the class of initial potentials  $\Phi$ . It is essential to have a possibility to introduce canonical coordinates  $p_i, q_i$  in a way of  $q_i$  being cyclic. It is sufficient, that  $\Phi_0$  enables the existence of quadratic integral being independent of the energy integral (Chapter 6).

---

<sup>5</sup>Contrary to Poincaré we did not use here the expansion of  $E_1$  and  $F_1$  to Fourier series.

### 8.3. C. On the periodic orbits in two-dimensional problem in case of general symmetric potential

The orbits corresponding to a given value of the energy integral  $E$  lay in the region restricted by the zero-velocity isocurve of the potential

$$\Phi(x_1, x_2) = -E.$$

Let us assume that  $\Phi$  is symmetric (and even) with respect to  $x_2$ . In this case the zero-velocity curve has the form of an oval symmetric about  $x_1$ -axis. Let  $P_1$  and  $P_2$  be the points of intersection of the curve with  $x_1$ -axis, and  $P_2$  correspond to larger  $x_1$ . Let a point mass be on the zero-velocity curve at point  $P_1$  or point  $P_2$ , and let it freely “fall”. It will have a reciprocal motion along the  $x_1$  axis between points  $P_1$  and  $P_2$ . Evidently the part of  $x_1$ -axis between  $P_1$  and  $P_2$  is a periodic orbit. Now, let a point mass be on the zero-velocity curve near to the point  $P_1$  or  $P_2$ . In one case the orbit intersects with  $x_1$ -axis under a very small angle, in other case under an angle of nearly  $180^\circ$  (the angle between the directions of the motion and  $x_1$ -axis). If we continuously vary the initial coordinate of the point mass on the zero-velocity curve the angle of intersection with the  $x_1$ -axis will also vary continuously. Therefore, there exists the initial position (at least one) for which the orbit intersects the  $x_1$ -axis under the right angle. This gives us the other periodic orbit, analogous to the first but with curved form in general.

Apart from the orbits above, there is an infinite number of “resonance” periodic orbits (G. Contopoulos, J. D. Hadjidemetriou *AJ*, **73**, 61, 1968, G. Contopoulos, *ApJ*, **153**, 83, 1968).

## 9. The integral equations for mass distribution and some models of the galaxies.<sup>1</sup>

### Summary

In a flattened stellar system the circular velocity is mainly determined by the radial mass distribution. Therefore, if the circular velocity is known, we can derive the radial mass distribution without the exact knowledge of the vertical mass distribution. To find the radial mass distribution we have to solve an integral equation, the kernel of which depends on the form of the spatial mass distribution. If the equidensity surfaces are similar spheroids with the axes ratio  $\epsilon$ , the integral equation has the form

$$V^2(R) = G \int_0^R \mu(a) \frac{da}{\sqrt{R^2 - \epsilon^2 a^2}}, \quad (9.1)$$

(Kuzmin 1952a, 1956b; Burbidge et al. 1959). There  $V(R)$  is the circular velocity,  $R$  the distance from the axis of the system,  $a$  the equatorial radius of an equidensity surface, and  $\epsilon^2 = 1 - \epsilon^2$ . The mass function  $\mu(a)$ , *i.e.* the mass per unit interval of  $a$  is to be considered as the unknown. It is related to the spatial density  $\rho(a)$  by formula

$$\frac{\mu(a)}{4\pi a^2} \equiv \rho_s(a) = \epsilon \rho(a), \quad (9.2)$$

and to the projected or surface density  $\Delta(R)$  by equation

$$\rho_s(a) = -\frac{1}{\pi} \int_a^\infty \frac{d\Delta(R)}{dR} \frac{dR}{\sqrt{R^2 - a^2}}. \quad (9.3)$$

If the non-homogenous spheroid degenerates into a flat non-homogenous disk, *i.e.*  $\epsilon$  becomes zero, the integral equation assumes the Abelian form

$$V^2(R) = G \int_0^R \mu(a) \frac{da}{\sqrt{R^2 - a^2}}, \quad (9.4)$$

with

$$G\mu(a) = \frac{2}{\pi} \int_0^a \frac{dV^2(R)R}{dR} \frac{RdR}{a\sqrt{a^2 - R^2}}. \quad (9.5)$$

as its solution (Kuzmin 1952a; Brandt 1960). The corresponding equation for the surface density  $\Delta(R)$  has the form

$$V^2(R) = -4GR \int_0^\infty \frac{d\Delta(R')}{dR'} \psi\left(\frac{R}{R'}\right) dR', \quad (9.6)$$

---

<sup>1</sup> Published in Tartu Astron. Observatory Publications, vol. 35, pp. 285-312, 1966.

## 9. The integral equations for mass distribution

(Wyse & Mayall 1942), and the formula

$$\psi(x) = \begin{cases} x\mathbf{D}(x), & x < 1, \\ x^{-2}\mathbf{D}(x^{-1}), & x > 1. \end{cases} \quad (9.7)$$

can be derived for the solution (Kuzmin 1952a). Here  $\mathbf{D}$  is the complete elliptic integral. If  $\epsilon$  is small, we can find  $\mu(a)$  by a small correction to the solution  $\mu_0(a)$  for  $\epsilon = 0$ . The solution acquires then the form

$$\mu(a) = \mu_0(a) + \frac{2}{\pi}\epsilon \int_0^a \frac{d\mu_0(R)R}{dR} \frac{RdR}{a\sqrt{a^2 - R^2}}. \quad (9.8)$$

(Kuzmin 1952a).

A very general representation of the spatial mass distribution is possible by the superposition of a set of non-homogenous spheroids of different flattening. In this case, instead of a single elementary spheroidal stratum at the given  $a$ , we have a bundle of such strata. The mass function  $\mu(a)$  represents now the masses of the superposing bundles of strata. Its relation to the surface density remains unchanged however. The integral equation for the mass distribution takes the form

$$V^2(R) = G \int_0^R \mu(a)K(R, a) \frac{da}{R}, \quad (9.9)$$

with the kernel

$$K(R, a) = \frac{1}{\mu(a)} \int_0^\infty \vartheta(a, \epsilon) \frac{R}{\sqrt{R^2 - e^2 a^2}} d\epsilon, \quad (9.10)$$

where  $\vartheta(a, \epsilon)$  represents the mass distribution according to  $a$  and  $\epsilon$  ( $\mu(a) = \int_0^\infty \vartheta(a, \epsilon) d\epsilon$ ). If the system is strongly flattened, we have the solution

$$\mu(a) = \mu_0(a) + \frac{2}{\pi} \int_0^a \frac{d\bar{\epsilon}(R)\mu_0(R)R}{dR} \frac{RdR}{a\sqrt{a^2 - R^2}}. \quad (9.11)$$

The function  $\bar{\epsilon}(a)$  entering into this solution is the mean  $\epsilon$  for the bundle of strata at a given  $a$ . In general,  $\bar{\epsilon}(a)$  differs from the axes ratio of the equidensity surfaces.

The mass distribution according to  $\bar{\epsilon}$  is closely related to the distribution according to the  $z$  coordinate. For the mean  $\overline{|z|}_R$  we find the equation

$$\frac{1}{2}\Delta(R)\overline{|z|}_R = \int_R^\infty \bar{\epsilon}(a)\rho_s(a)ada, \quad (9.12)$$

which shows that this function is connected with the just mentioned function  $\bar{\epsilon}(a)$ . The formula

$$\bar{\epsilon}(R) = -\frac{1}{2\rho_s(R)} \frac{d\Delta(R)\overline{|z|}_R}{RdR} \quad (9.13)$$

enables us to find  $\bar{\epsilon}(a)$  providing  $\overline{|z|}_R$  is known. Thus, for the integral equation in question the mean  $|z|$  is the most important characteristic of the  $z$ -distribution. Equations can be derived for various other characteristics of this distribution. The general equation has the form

$$\begin{aligned} \frac{1}{2}(-1)^k \Gamma(k + \kappa) m_\kappa(R) &\equiv \int_0^\infty \frac{\partial^k \rho(R, z)}{(\partial z^2)^k} z^{2(k+\kappa)-1} dz = \\ &= \int_R^\infty \frac{d^k}{(da^2)^k} \left[ \overline{\epsilon^{2\kappa-1}}(a) \rho_s(a) \right] (a^2 - R^2)^{k+\kappa-1} a da. \end{aligned} \quad (9.14)$$

Here  $\kappa$  is an arbitrary number,  $k$  is an arbitrary non-negative integer making  $k + \kappa$  positive.

If the bundles of elementary spheroidal strata become infinitely thin, we get “discrete” models. They are characterised by two functions  $\rho(a)$  and  $\epsilon(a)$ , the density in the equatorial plane and the axes ratio of the “generating” strata. The density of such a model is given by formulae

$$\rho(R, z) = \rho(a) \left[ 1 + \frac{d \ln \epsilon(a)}{d \ln a} \left( 1 - \frac{R^2}{a^2} \right) \right]^{-1}, \quad (9.15)$$

and

$$a^2 = R^2 + z^2 \epsilon^{-2}(a). \quad (9.16)$$

The kernel  $K$  of the integral equation for the mass distribution has the form

$$K(R, a) = \frac{R}{\sqrt{R^2 - e^2(a)a^2}}, \quad (9.17)$$

where  $e^2(a) = 1 - \epsilon^2(a)$ .

As a simple example, the discrete model defined by

$$\rho(a) = \rho_0 \left( 1 + \frac{a^2}{a_0^2} \right)^{-n} \quad (9.18)$$

and

$$\epsilon^2(a) = \epsilon_0^2 \left( 1 + \frac{a^2}{a_0^2} \right)^{-1} \quad (9.19)$$

are discussed. For the density we have the expression

$$\rho(R, z) = \rho_0 \left( 1 - \frac{z^2}{a_0^2 \epsilon_0^2} \right)^{n-1} \left[ 1 + \frac{R^2}{a_0^2} + \left( \frac{1}{a_0^2} - \frac{1}{a_0'^2} \right) \frac{z^2}{\epsilon_0^2} \right]^{-n}, \quad (9.20)$$

or the expression

$$\rho(R, z) = \rho_0 \left( 1 - \frac{z^2}{a_0^2 \epsilon_0^2} \right)^{n-1} \left( 1 + \frac{R^2}{a_0^2} \right)^{-n}, \quad (9.21)$$

## 9. The integral equations for mass distribution

if  $a'_0 = a_0$ .

The shape of the calculated equidensity surfaces of the discrete models seems rather unsuitable to describe a galaxy as a whole. Therefore, it is desirable to consider “distributed” models. Two simplified forms of the distribution function  $\vartheta(a, e)$  are suggested:  $\mu(a, \epsilon)\varphi(\epsilon)$  and  $\mu(a)\varphi(\epsilon)$ , where  $\mu(a, \epsilon)$  is the solution for the mass function in the case of a single spheroid. The second form is discussed in greater detail. In this case the kernel  $K$  depends only on the ratio  $R/a$ . As a further concretisation, the beta-distribution

$$\varphi(\epsilon) = \frac{2}{B\left(p, \frac{1}{2} - p\right)} (1 - \epsilon^2)^{p-1} \epsilon^{-2p} \quad (9.22)$$

for  $\varphi(a)$  has been adopted, which gives the expression

$$\rho(R, z) = \frac{2}{B(p, q)} z^{2q-1} \int_r^\infty \rho_s(a) (a^2 - r^2)^{p-1} (a^2 - R^2)^{\frac{1}{2}-p-q} a da \quad (9.23)$$

for the density, and

$$K\left(\frac{a}{R}\right) = F\left(\frac{1}{2}, p; p+q; \frac{a^2}{R^2}\right) \quad (9.24)$$

for the kernel ( $F$  is a hypergeometric function). An interesting case occurs when  $p+q = 1/2$ . In this case we have the formulae

$$\rho(R, z) = \left(\frac{z}{r}\right)^{-2p} \rho_0(r), \quad (9.25)$$

$$\rho_0(r) = \frac{2}{B\left(p, \frac{1}{2} - p\right)} \int_r^\infty \rho_s(a) \left(\frac{a^2}{r^2} - 1\right)^{p-1} \frac{a da}{r^2} \quad (9.26)$$

for the density, and the integral equation for the mass distribution reduces to the generalised Abel equation

$$V^2(R) = G \int_0^R \mu(a) \left(1 - \frac{a^2}{R^2}\right)^{-p} \frac{da}{R} \quad (9.27)$$

with the known solution

$$G\mu(a) = \frac{2}{B(p, 1-p)} \int_0^a \frac{dV^2(R)R}{dR} \left(\frac{a^2}{R^2} - 1\right)^{p-1} \frac{dR}{a}. \quad (9.28)$$

We call such models conditionally as the “Abelian” ones.

As an example, the “Abelian” model defined by

$$\rho_s(a) = \rho_{s0} \left(1 + \frac{a^2}{a_0^2}\right)^{-n} \quad (9.29)$$

is considered. We have the expression

$$\rho(R, z) = \frac{\sqrt{\pi}\Gamma(n-p)}{\Gamma(n)\Gamma(\frac{1}{2}-p)}\rho_{s0}\left(\frac{z}{a_0}\right)^{-2p}\left(1+\frac{r^2}{a_0^2}\right)^{p-n} \quad (9.30)$$

for the density, and

$$V^2(R) = 2\pi B\left(\frac{3}{2}, 1-p\right)G\rho_{s0}R^2F\left(\frac{3}{2}, n; \frac{5}{2}-p; -\frac{R^2}{a_0^2}\right) \quad (9.31)$$

for the circular velocity. If we assume  $n+p=5/2$ , the simple law

$$V^2(R) = \frac{GM}{a_0}\frac{R^2}{a_0^2}\left(1+\frac{R^2}{a_0^2}\right)^{-3/2}, \quad (9.32)$$

known in the theory of the third integral of stellar motion (Kuzmin 1956a) stands for the circular velocity.

Although the density distribution in the ‘‘Abelian’’ models is by far not adequately representative, they are of practical interest owing to the simplicity of solving the Abel equation. As to the value of the parameter  $p$ , the linear formula  $2p=1-\epsilon$  can be suggested.

August 1965

9. *The integral equations for mass distribution*



## 10. Solution of the integral equations for the mass distribution in a spheroidal model<sup>1</sup>

### 10.1. The integral equation for the mass function and its solutions

In determining the radial mass distribution in galaxies from the rotation velocity of their planar subsystems we often adopt a model in the form of an inhomogeneous spheroid. In such a model the isosurfaces of mass density  $\rho$  have the shape of similar spheroids, *i.e.*

$$\rho = \rho(a), \quad (10.1)$$

where  $a$  is equatorial semiaxis of the spheroidal isosurface defined by equation

$$a^2 = R^2 + \epsilon^{-2}z^2, \quad (10.2)$$

where  $R, z$  are cylindrical coordinates, and  $\epsilon$  is the ratio of the polar half-axis of the spheroid to the equatorial one, assumed constant.

The circular velocity  $V(R)$  for the spheroidal model is given by formula (Kuzmin 1952a, 1956b; Burbidge et al. 1959; Kuzmin 1966)

$$V^2(R) = G \int_0^R \mu(a) \frac{da}{\sqrt{R^2 - e^2 a^2}}. \quad (10.3)$$

Here  $G$  is the gravitational constant,

$$e^2 = 1 - \epsilon^2 \quad (10.4)$$

– the square of the eccentricity of the density isosurface spheroid, and

$$\mu(a) = 4\pi\epsilon a^2 \rho(a) \quad (10.5)$$

is the mass function which, when multiplied by  $da$ , has the meaning of the mass, contained inside the layer between  $a$  and  $a + da$ .

Equation (10.3) is an integral equation with respect to the mass function. If the mass function is found, it is also possible to determine the surface density  $\Delta R$  (the mass of a vertical column of a unit cross section), using the formula

$$\Delta R = \frac{1}{2\pi} \int_R^\infty \frac{\mu(a)}{a} \frac{da}{\sqrt{a^2 - R^2}}. \quad (10.6)$$

<sup>1</sup> Published in Tartu Astron. Observatory Publications, vol. 35, pp. 316-341, 1966. Coauthor S. A. Kutuzov.

## 10. Solution of integral equations for mass distribution

The radial mass distribution is thereby determined.

The solution of equation (10.3) depends on  $\epsilon$ , and so it is possible to write

$$\mu(a) = \mu(a, \epsilon). \quad (10.7)$$

In final analytic form, the solution is known for only two cases, where  $\epsilon = 0$  and 1, *i.e.* for the plane disk model and for the spherical model (not counting the cylindrical model,  $\epsilon \rightarrow \infty$ , which is of no practical interest). For the planar model, the equation turns into an Abel-type equation, and the solution is

$$G\mu(a, 0) = \frac{2}{\pi} \int_0^a \frac{dV^2(R)R}{dR} \frac{R}{a} \frac{dR}{\sqrt{a^2 - R^2}} \quad (10.8)$$

For the spherical model, the equation is solved by simple differentiation

$$G\mu(a, 1) = \frac{dV^2(a)a}{da}. \quad (10.9)$$

Due to considerable flattening in many galaxies  $\epsilon$  is usually small. Therefore, the solution of  $\mu(a, 0)$  is a rather good first approximation. In order to take into account the thickness of the galaxy, the method of “thickness correction” can be applied. It adds to the solution  $\mu(a, 0)$  a correction proportional to  $\epsilon$ , calculated from the same solution.

Later Idris (1961) proposed the interpolation solution

$$\mu(a, \epsilon) = (1 - \epsilon)\mu(a, 0) + \epsilon\mu(a, 1), \quad (10.10)$$

which is simpler and also valid over the whole interval  $0 \leq \epsilon \leq 1$ . The solution of (10.10) actually corresponds not to the spheroidal model, but to a superposition of the planar and spherical models with proportional parts of  $V^2(R)$  with masses related as  $1 - \epsilon$  to  $\epsilon$ . Nevertheless, this solution is quite close to  $\mu(a, \epsilon)$ .

But the solution of equation (10.3) can be approached in a different way. If we represent  $\mu(a)$  as a series with powers of  $a$ , then  $V^2(R)$  is also expressed as a power series, and there are simple ratios ( $\epsilon$ -dependent) between the coefficients of both series. Therefore, if we represent  $V^2(R)$  as a series or approximate it by a power polynomial, we obtain the required mass function  $\mu(a)$  as a series of polynomials. Such a method for solving equation (10.3) was proposed by Burbidge et al. (1959).

In our previous work (Kuzmin 1966), a generalised integral equation for the mass function was considered. Here the kernel is obtained by averaging over  $\epsilon$  of the kernel of equation (10.3). The “specific mass function”  $\vartheta(a)$ , which defines a density distribution model, is used as a weight. The generalised mass function  $\mu(a)$  – the integral of the specific mass function over  $\epsilon$  – does not make as much sense as for the spherical model. But formula (10.6) remains valid, so the mass function in any case defines a radial mass distribution.

Special consideration was given to the cases, where the specific mass function is  $\delta$ -like with respect to  $\epsilon$ , and where its dependence on  $\epsilon$  is the same for all  $a$ . With

### 10.1. The integral equation for the mass function and its solutions

a  $\delta$ -like specific mass function, the integral equation has the same form (10.3), only  $e^2$  depends, generally speaking, on  $a$ . The corresponding models have been called discrete models. In the second case the averaging of the kernel in (10.3) does not depend on its arguments, so you get an equation of the form

$$V^2(R) = G \int_0^R \mu(a) K\left(\frac{a}{R}\right) \frac{da}{R}, \quad (10.11)$$

*i.e.* an equation with a kernel, depending only on the  $a/R$  ratio, like the original equation (10.3) (if the multiplier  $R^{-1}$  is removed from the kernel).

The solution of an equation of the form (10.11), in particular of equation (10.3), can be written in a form similar to (10.8). To do this, we need to introduce an auxiliary solving function, or resolvent. The solution is as follows (if  $K(1) \neq 0$ )

$$G\mu(a) = \int_0^a \frac{dV^2(R)R}{dR} L\left(\frac{R}{a}\right) \frac{dR}{a} + \frac{1}{K(1)} \frac{dV^2(a)a}{da}, \quad (10.12)$$

and the resolvent  $L(x)$  has to satisfy the equation

$$\int_y^1 L(x) K\left(\frac{y}{x}\right) \frac{dx}{x} + \frac{K(y)}{K(1)} = 1, \quad (10.13)$$

as can be seen by substituting (10.12) into (10.11), or vice versa. The second terms in expressions (10.12) and (10.13), which appear at  $K(1) \neq \infty$ , can be omitted if we add to the resolvent a corresponding  $\delta$ -form term.

The expression (10.12) can, of course, be applied as a solution of equation (10.11) only when the resolvent is known or has been found by solving the integral equation (10.13).

In a previous paper (Kuzmin 1966) it was pointed out that there is a rather extensive class of models (as extensive as the class of spheroidal models) for which equation (10.11) belongs to the generalised Abel equation type, and hence has a known resolvent. For these models, conventionally called Abelian,

$$K\left(\frac{a}{R}\right) = \left(1 - \frac{a^2}{R^2}\right)^{-p}, \quad L\left(\frac{R}{a}\right) = \frac{2}{B(p, 1-p)} \left(\frac{a^2}{R^2} - 1\right)^{p-1}, \quad (10.14)$$

where the parameter  $p$  depends on the flatness of the model. Plane and spherical models, belonging to the class of spherical models, are at the same time the limit cases of Abelian models ( $p = 1/2$  and  $0$ ).

Although Abelian models are of considerable practical interest for determination of radial mass distribution in galaxies, their vertical density distribution, however, corresponds poorly to real galaxies. Therefore, the issue of applying spherical models and solving the integral equation (10.3) is not removed. Consideration of ways to solve equation (10.3) is all the more justified because this solution can be used to

## 10. Solution of integral equations for mass distribution

build a more general model in the way, specified in the previous paper (Kuzmin 1966). The mass function of such a model is a solution  $\mu(a, \epsilon)$  averaged over  $\epsilon$

$$\mu(a) = \int_0^\infty \mu(a, \epsilon) \phi(\epsilon) d\epsilon, \quad (10.15)$$

where  $\phi(\epsilon)$  is some weight function.

The formula (10.15) is a generalisation of the interpolation formula of G. M. Idlis. Obviously, applying formula (10.15) is equivalent to applying solution (10.12) where the resolvent (including the  $\delta$ -term) is obtained from the resolvent  $L(x, \epsilon)$  of equation (10.3) by the same averaging over  $\epsilon$  as in (10.15).

Below we shall consider two ways of solving the equation (10.3). The first of these is to apply a expansion  $\mu(a, \epsilon)$  to powers of  $\epsilon$  and  $1 - \epsilon$ . The application of the  $\epsilon$  expansion is a natural generalisation of the thickness-correction method, which essentially uses the first two terms of the expansion. The second way is to apply a resolvent in solving equation (10.3). We will give various expansions and approximate expressions for the resolvent  $L(x, \epsilon)$ , and the results of its computation.

### 10.2. Decomposition of the solution for the flattened mass function

Let us represent the solution of  $\mu(a, \epsilon)$  of the integral equation (10.3) in the form of decomposition

$$\mu(a, \epsilon) = \sum_{n=0}^{\infty} \mu_n(a, 0) \epsilon^n, \quad (10.16)$$

or decomposition

$$\mu(a, \epsilon) = \sum_{n=0}^{\infty} \mu_n(a, 1) (\epsilon - 1)^n, \quad (10.17)$$

where

$$\mu_n(a, \epsilon) = \frac{1}{n!} \frac{\partial^n \mu(a, \epsilon)}{\partial \epsilon^n}. \quad (10.18)$$

The zero coefficients of series (10.16) and (10.17) are known. These are the solutions of  $\mu(a, 0)$  and  $\mu(a, 1)$ . To find the other coefficients, differentiate equation (10.3)  $n$  times over  $\epsilon$ . The circular velocity is a given function, independent of  $\epsilon$ , and hence its derivatives on  $\epsilon$  are zero. Using Leibniz's rule for the product, we obtain

$$\sum_{i=0}^n \int_0^R \mu_{n-i}(a, \epsilon) \frac{\partial^i}{i! \partial \epsilon^i} \frac{1}{\sqrt{R^2 - e^2 a^2}} da = 0. \quad (10.19)$$

Here, the derivative under the integral is expressed in terms of the Legendre polynomials. Using properties of Legendre polynomials, we can find that

$$\frac{1}{i!} \frac{\partial^i}{\partial \epsilon^i} \frac{a}{\sqrt{R^2 - e^2 a^2}} = (-1)^i \left(\frac{u}{\epsilon}\right)^{i+1} P_i(u), \quad (10.20)$$

## 10.2. Decomposition of the solution for the flattened mass function

where  $P_i(u)$  is a Legendre polynomial of order  $i$ , and

$$u = \frac{\epsilon a}{\sqrt{R^2 - \epsilon^2 a^2}}. \quad (10.21)$$

So, we have the equation

$$\sum_{i=0}^n (-1)^i \int_0^R \mu_{n-i}(a, \epsilon) \left(\frac{u}{\epsilon}\right)^{i+1} P_i(u) \frac{da}{a} = 0, \quad (10.22)$$

or, if we go to integration over  $u$ ,

$$\sum_{i=0}^n (-1)^i \epsilon^{-i+1} \int_0^1 \mu_{n-i}(a, \epsilon) \left(\frac{a}{R}\right)^2 u^{i-2} P_i(u) du = 0, \quad (10.23)$$

and

$$\frac{a}{R} = \frac{u}{\sqrt{\epsilon^2 + \epsilon^2 u^2}}. \quad (10.24)$$

The resulting equation is a recurrence integral equation for successive calculating of functions  $\mu_n(a, \epsilon)$ . We shall have to apply it for the cases  $\epsilon = 0$  and  $1$ . Let us start with the first one.

We can only go directly to the limit  $\epsilon \rightarrow 0$  only if  $i = 0$  and  $1$ . To find the limit for all terms as well, we apply the L'Hospital's rule to (10.23), where uncertainties of the form  $0 : 0$  appear.

Let us apply the following properties of Legendre polynomials:

$$\int_0^1 P_i(u) u^{i-2j-2} du = 0, \quad j = 0, 1, \dots, k-1 \geq 0 \quad (10.25)$$

and

$$\left. \begin{array}{l} \text{(for odd } i) \quad \int_0^1 P_i(u) u^{-1} du \\ \text{(for even } i) \quad P_i(0) \end{array} \right\} = (-1)^k \frac{|i-1|!!}{i!!}, \quad (10.26)$$

where  $k$  is an integer part of  $i/2$ .

Let us denote

$$\mu_{n,j} = \frac{1}{j!} \frac{\partial^j (\mu_n a^2)}{(\partial a^{-2})^j} a^{-2j-2}; \quad \mu_{n,j}^* = \frac{1}{j!} \frac{\partial^j (\mu_n a)}{(\partial a^{-2})^j} a^{-2j-1}. \quad (10.27)$$

After applying L'Hospital's rule  $2k$  times, taking into account (10.25), the  $i$ -term of (10.23) takes the form

$$(-1)^i \frac{(2k)!!}{|i-1|!!} \lim_{\epsilon \rightarrow 0} \epsilon^{-i+2k+1} \int_0^1 \mu_{n-i,k}(a, \epsilon) \left(\frac{a}{R}\right)^{2k+2} P_i(u) u^{i-2k-2} du. \quad (10.28)$$

The limit here depends on whether  $i$  is even or odd. If  $i$  is odd, then, given (10.26), we get

$$- (-1)^k \frac{(2k)!!}{(2k+1)!!} \mu_{n-2k-1,k}(R, 0). \quad (10.29)$$

## 10. Solution of integral equations for mass distribution

If  $i$  is even, then we have to go back to integration over  $a$ . Then, given (10.26), we find

$$(-1)^k \int_0^R \mu_{n-2k,k}(a, 0) \left(\frac{a}{R}\right)^{2k} \frac{da}{\sqrt{R^2 - a^2}}, \quad (10.30)$$

or, after some transformation,

$$(-1)^k \int_0^R \mu_{n-2k,k}^*(a, 0) \frac{da}{\sqrt{R^2 - a^2}}. \quad (10.31)$$

Conversion of (10.30) to (10.31) is done by temporally separating the multiplier  $R^{-2k-1}$ , by integrating  $k$  times over  $R^{-2}$  from  $R^{-2}$  to  $\infty$ , integrating by parts  $k$  times over  $a^{-2}$ , and finally, the inverse operation,  $-k$ -fold differentiation over  $R^{-2}$  (with temporal substitution of the time integration by  $a/R$ ).

Thus, we obtain the following recurrent integral equation for finding functions  $\mu_n(a, 0)$ :

$$\begin{aligned} & \sum_{k=0}^m (-1)^k \int_0^R \mu_{n-2k,k}^*(a, 0) \frac{da}{\sqrt{R^2 - a^2}} = \\ & = \sum_{k=0}^{n-m-1} (-1)^k \frac{(2k)!!}{(2k+1)!!} \mu_{n-2k-1,k}(R, 0), \end{aligned} \quad (10.32)$$

where  $m$  is an integer part of  $n/2$ .

The searchable function appears in equation (10.32) in the term  $k = 0$  on the left-hand side. To express it through functions with lower indices, we have to solve the Abel integral equation. In this case the equation can be solved immediately with respect to the entire sum  $(-1)^k \mu_{n-2k,k}^*$ , this is what transformation (10.30) - (10.31) was used for, eliminating the factor  $(a/R)^{2k}$ .

After solving the Abel equation we obtain the expression for the desired function:

$$\begin{aligned} \mu_n(a, 0) = & - \sum_{k=1}^m (-1)^k \mu_{n-2k,k}^*(a, 0) + \\ & + \frac{2}{\pi} \sum_{k=0}^{n-m-1} (-1)^k \frac{(2k)!!}{(2k+1)!!} \int_0^a \frac{d}{dR} [\mu_{n-2k-1,k}(R, 0)R] \frac{R}{a} \frac{dR}{\sqrt{a^2 - R^2}}. \end{aligned} \quad (10.33)$$

The formula (10.33) allows in principle to compute functions  $\mu_n(a, 0)$  of any order of  $n$ , as long as the function  $\mu(a, 0)$  is given. But to find formulas where  $\mu_n(a, 0)$  is expressed explicitly through  $\mu(a, 0)$ , one needs calculations which become more and more complicated as one increases  $n$ . For the first coefficients of  $\mu_n(a, 0)$  one obtains

$$\begin{aligned} \mu_1(a, 0) &= \frac{2}{\pi} \int_0^a \frac{d\mu(R,0)R}{dR} F_0 \left(\frac{R}{a}\right) \frac{dR}{a}, \\ \mu_2(a, 0) &= -\frac{1}{2} \frac{d\mu(a,0)a}{da} + \frac{4}{\pi^2} \int_0^a \frac{d}{dR} \left[ \frac{d\mu(R,0)R}{d \ln R} \right] F_1 \left(\frac{R}{a}\right) \frac{dR}{a} \\ &\dots \end{aligned} \quad (10.34)$$

## 10.2. Decomposition of the solution for the flattened mass function

Here the functions  $F_i(x)$  are defined by the following recurrence formula:

$$F_{i+1}(x) = \int_x^1 F_i(y) F_0 \left( \frac{x}{y} \right) \frac{dy}{y}, \quad F_0(x) = \frac{x}{\sqrt{1-x^2}}, \quad (10.35)$$

from where we find  $F_i(x)$  by successive integration:

$$F_1(x) = x\mathbf{K}(\sqrt{1-x^2}), \quad F_2(x) = x \int_x^1 \mathbf{K}(\sqrt{1-y^2}) \frac{dy}{\sqrt{y^2-x^2}}, \dots, \quad (10.36)$$

where  $\mathbf{K}$  is the complete elliptic integral of the first kind. The functions  $F_i(x)$  up to fourth order are plotted graphically on Fig. 10.1. They are properly normalised, *i.e.* the integral  $F_i(x)$  from  $x = 0$  to  $x = 1$  is one. Note also that

$$F_i(x) \rightarrow \frac{1}{2^i} \prod_{j=1}^i B \left( \frac{j}{2}, \frac{1}{2} \right) (1-x^2)^{\frac{i-1}{2}}, \quad \text{if } x \rightarrow 1 \quad (i \geq 1). \quad (10.37)$$

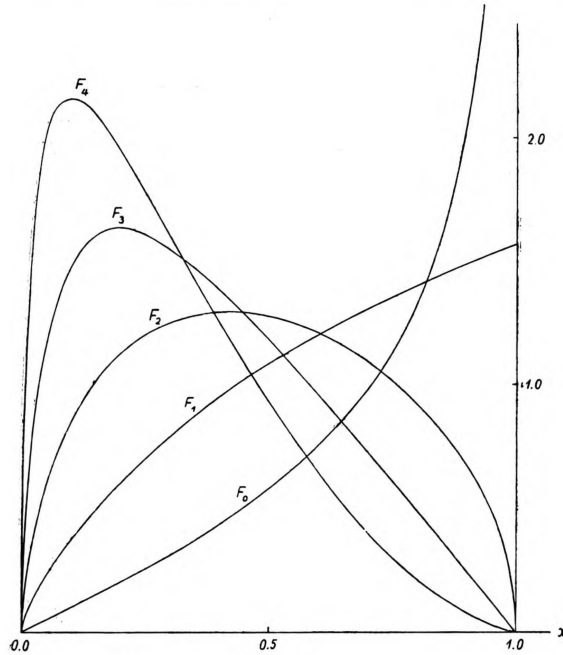


Figure 10.1.

We can also derive a decomposition of  $F_i(x)$  by powers of  $\sqrt{1-x^2}$ .

Obviously,  $F_{-1}(x) = \delta(1-x)$ . The terms without integrals in expressions  $\mu_n(a, 0)$  of even order may therefore be represented by integrals with the weight function,  $F_{-1}(x)$ .

In terms, containing functions  $F_i(x)$  of first and higher order, one can integrate by parts and thus lower the order of the derivatives  $\mu(a, 0)$ . Then instead of functions

## 10. Solution of integral equations for mass distribution

$F_i(x)$  their derivatives over  $\ln x$  appear. We note that the derivatives of  $F_i(x)$  are expressed, like  $F_i(x)$  itself, by complete elliptic integrals. For instance, the first and second derivatives are expressed, respectively, through the integrals  $D$  and  $C$  (see 10.66).

We have expressed  $\mu_n(a, 0)$  through  $\mu(a, 0)$ . But in fact, not the function  $\mu(a, 0)$  is given, but the circular velocity. Therefore, it is of interest to express  $\mu_n(a, 0)$  explicitly through the circular velocity, or, what is the same, through  $\mu(a, 1)$ , by virtue of the formula (10.9). For the function  $\mu(a, 0)$  by formula (10.8), we have

$$\mu(a, 0) = \frac{2}{\pi} \int_0^a \mu(R, 1) F_0 \left( \frac{R}{a} \right) \frac{dR}{a}. \quad (10.38)$$

Substituting this expression into formulae (10.34) reduces simply to replacing  $\mu(a, 0)$  by  $(2/\pi) \mu(a, 1)$  and raising the order of the function  $F_i(x)$  by one:

$$\left. \begin{aligned} \mu_1(a, 0) &= \frac{4}{\pi^2} \int_0^a \frac{d\mu(R, 1)R}{dR} F_1 \left( \frac{R}{a} \right) \frac{dR}{a}, \\ \mu_2(a, 0) &= -\frac{1}{\pi} \int_0^a \frac{d\mu(R, 1)R}{dR} F_0 \left( \frac{R}{a} \right) \frac{dR}{a} + \frac{8}{\pi^3} \int_0^a \frac{d}{dR} \left[ \frac{d\mu(R, 1)R}{d \ln R} \right] F_2 \left( \frac{R}{a} \right) \frac{dR}{a}, \\ \dots \end{aligned} \right\} \quad (10.39)$$

The function  $\mu_i(a, 0)$ , multiplied by  $\epsilon$ , is nothing but a correction term in the “galaxy thickness correction” method (Kuzmin 1952a). Involving higher order terms in series (10.16) should, of course, significantly refine this method.

Let us now turn to the coefficients of series (10.17). The problem of finding functions  $\mu_n(a, 1)$  is incomparably easier than the problem of finding functions  $\mu_n(a, 0)$ . Substituting  $\epsilon = 1$  into equation (10.22) we obtain the recurrence integral equation

$$\sum_{i=0}^n (-1)^i \int_0^R \mu_{n-i}(a, 1) P_i \left( \frac{a}{R} \right) \frac{a^i da}{R^{i+1}} = 0. \quad (10.40)$$

The function  $\mu_n(a, 1)$  we are looking for, is in the first term of the sum. After multiplying by  $R$  and differentiating by  $R$ , we find (given that  $P_i(1) = 1$ )

$$\mu_n(a, 1) = \sum_{i=1}^n (-1)^i \left[ \int_0^a \mu_{n-i}(R, 1) Q_i \left( \frac{R}{a} \right) \frac{dR}{a} - \mu_{n-i}(a, 1) \right], \quad (10.41)$$

here  $Q_i(x)$  denote polynomials

$$Q_i(x) = x \frac{d}{dx} P_i(x) x^i. \quad (10.42)$$

The coefficients we are looking for are:

$$\left. \begin{aligned} \mu_1(a, 1) &= \int_0^a \mu(R, 1) g_1 \left( \frac{R}{a} \right) \frac{dR}{a} + \mu(a, 1), \\ \mu_n(a, 1) &= \int_0^a \mu(R, 1) g_n \left( \frac{R}{a} \right) \frac{dR}{a}, \quad n \geq 2, \end{aligned} \right\} \quad (10.43)$$



### 10.3. Resolvents of the integral equation for the mass function

where the functions  $g_n(x)$  up to the third order are as follows:

$$\left. \begin{aligned} g_1 &= -2x^2, \\ g_2 &= -(5 - 6x^2 + 4 \ln x)x^2, \\ g_3 &= -(16 - 30x^2 + 15x^4 + 16 \ln x + 4 \ln^2 x)x^2, \\ &\dots \end{aligned} \right\} \quad (10.44)$$

These are shown in Fig. 10.2. At  $x = 1$  the functions  $g_n(x)$  are equal to  $(-1)^n$ , except for  $g_1(x)$ .

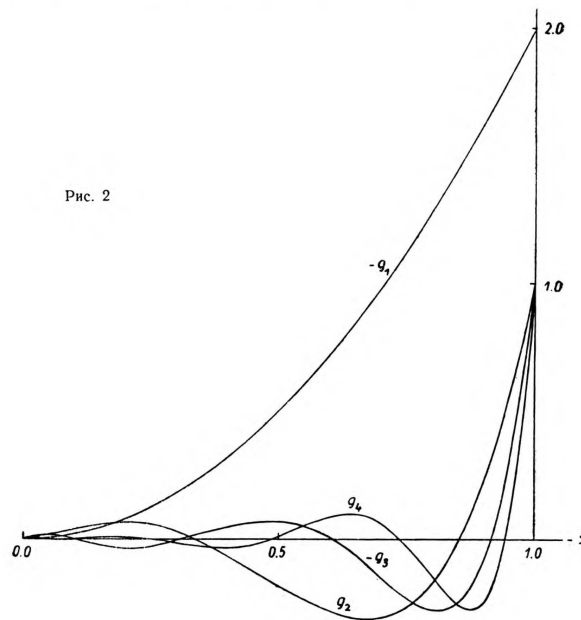


Figure 10.2.

Thus, the solution of equation (10.3) using series (10.16) and (10.17) can be considered as found.

It should be noted that instead of series (10.17) we can use a power expansion of  $e^2$ . The coefficients of this series are calculated a little easier than the coefficients of series (10.17). The recurrent integral equation, similar to (10.40), has instead of Legendre polynomials simply constants.

### 10.3. Resolvents of the integral equation for the mass function

Let us now solve the equation (10.3) using the resolvent, *i.e.* using the formula (10.12). If the resolvent is found, then we have the solution of equation (10.3) in a finite form.

10. Solution of integral equations for mass distribution

For equation (10.3)

$$K\left(\frac{a}{R}\right) = \frac{R}{\sqrt{R^2 - e^2 a^2}}. \quad (10.45)$$

The solution of (10.12) is written in the form

$$\mu(a, \epsilon) = \int_0^a \mu(R, 1) L\left(\frac{R}{a}, \epsilon\right) \frac{dR}{a} + \epsilon \mu(a, 1), \quad (10.46)$$

and the equation for the resolvent (10.13) turns out to be

$$\int_0^1 L(x, \epsilon) \frac{dx}{\sqrt{x^2 - e^2 y^2}} = 1 - \frac{\epsilon}{\sqrt{1 - e^2 y^2}}. \quad (10.47)$$

We have to solve this equation.

First of all we should note that we can easily find an expression for moments of the desired function.

Let

$$M_\nu = \int_0^1 L(x) x^\nu dx + \frac{1}{K(1)} \quad (10.48)$$

is the moment of order  $\nu$  (it can also be non-integer) of the resolvent  $L(x)$  together with the delta-like term corresponding to the second term, in (10.12) or (10.46). Let us differentiate the equation (10.13) over  $y$  and then multiply by  $y^{1+\nu}$  to integrate from 0 to 1. Then, after some transformation, we find

$$\frac{1}{M_\nu} = K(1) - \int_0^1 K'(y) y^{1+\nu} dy. \quad (10.49)$$

In our particular case

$$\frac{1}{M_\nu(\epsilon)} = \frac{1}{\epsilon} - e^2 \int_0^1 \frac{y^{2+\nu} dy}{(1 - e^2 y^2)^{3/2}}. \quad (10.50)$$

The integral here converges if  $\nu$  is greater than  $-3$ . If  $\nu$  is greater than  $-1$ , we can integrate by parts:

$$\frac{1}{M_\nu(\epsilon)} = (1 + \nu) \int_0^1 \frac{y^\nu dy}{\sqrt{1 - e^2 y^2}}. \quad (10.51)$$

Obviously, the moments  $M_\nu(\epsilon)$  must have a simple relation to the coefficients  $A_n(e)$  in the method of Burbidge et al. (1959). Indeed,

$$A_\nu(e) = \frac{e^{1+\nu}}{(1 + \nu) M_\nu(\epsilon)} = \frac{1}{2} B\left(\frac{1 + \nu}{2}, \frac{1}{2}; e^2\right). \quad (10.52)$$

Here the function on the right is an incomplete beta function.

The expression for moments allows us to investigate the resolvent for small  $x$ . Assume

$$L(x) = \beta x^{1+\alpha} \quad \text{if } x \rightarrow 0. \quad (10.53)$$

### 10.3. Resolvents of the integral equation for the mass function

Then

$$M_\nu = \frac{\beta}{(2 + \nu) + \alpha} \quad \text{if } 2 + \nu \rightarrow -\alpha. \quad (10.54)$$

Therefore  $\alpha$  and  $\beta$  can be found from the equations

$$\frac{1}{M_{-2-\alpha}} = 0, \quad (10.55)$$

$$\frac{1}{\beta} = \left. \frac{dM_\nu^{-1}}{d\nu} \right|_{\nu=-2-\alpha}. \quad (10.56)$$

Equation (10.55) is conveniently solved using a series expansion. By decomposing under the integral in (10.50) into a power series of  $2 + \nu$ , we find after integration

$$\frac{1}{M_\nu(\epsilon)} = \epsilon + e^2(2 + \nu) \sum_{i=0}^{\infty} (-1)^i f_{i+1}(\epsilon)(2 + \nu)^i, \quad (10.57)$$

where the coefficients of the series are determined by the recurrence formula

$$f_{i+1}(\epsilon) = \frac{1}{e} \int_0^e f_i(\epsilon) de; \quad f_0(\epsilon) = \frac{1}{\epsilon}. \quad (10.58)$$

The coefficients are close to one. By taking out the factor  $[1 + (2 + \nu)]^{-1}$ , we obtain a transformed series whose sum is determined essentially by the first term  $f_1 = e^{-1} \arcsin e$ . This makes it easy to solve equation (10.55) by successive approximations. For the same reason it is easy to calculate the derivative of  $M_\nu^{-1}$  over  $\nu$ .

If we keep only the term  $f$  in the above transformed series, we obtain the following approximations:

$$\alpha(\epsilon) \simeq \frac{\epsilon}{\epsilon + e \arcsin e}, \quad \beta(\epsilon) \simeq \frac{e \arcsin e}{(\epsilon + e \arcsin e)^2}. \quad (10.59)$$

The first gives  $a$  with an error of about 0.01. The error of the second formula is three times larger.

The values of the functions  $\alpha(\epsilon)$  and  $\beta(\epsilon)$  for different  $\epsilon$  are as follows:

$\epsilon$	=	0.0	0.1	0.2	0.3	0.4	0.5	0.6	0.7	0.8	0.9	1.0
$\alpha(\epsilon)$	=	.000	.065	.133	.206	.284	.368	.460	.564	.688	.824	1.000
$\beta(\epsilon)$	=	.637	.618	.594	.564	.528	.484	.430	.362	.276	.162	.000

Let us now proceed to the solution of equation (10.47). Consider decompositions similar to those of (10.16) and (10.17) for the solution of the original equation (10.3), viz.

$$L(x, \epsilon) = \sum_{n=0}^{\infty} L_n(x, 0) \epsilon^n \quad (10.60)$$

10. Solution of integral equations for mass distribution

and

$$L(x, \epsilon) = \sum_{n=0}^{\infty} L_n(x, 1)(\epsilon - 1)^n, \quad (10.61)$$

where

$$L_n(x, \epsilon) = \frac{1}{n!} \frac{\partial^n L(x, \epsilon)}{\partial \epsilon^n}. \quad (10.62)$$

In order to find coefficients  $L_n(x, 0)$  and  $L_n(x, 1)$ , it is appropriate to use as auxiliary functions the coefficients  $\mu_n(a, 0)$  and  $\mu_n(a, 1)$ , for which we derived recurrence formulas in the previous section.

It follows from formula (10.46) that if we put

$$\mu(a, 1) = \delta(a - a_0), \quad (10.63)$$

where  $a_0$  is an arbitrarily fixed value of  $a$ , then for  $a > a_0$

$$L_n\left(\frac{a_0}{a}, \epsilon\right) = \mu_n(a, \epsilon)a. \quad (10.64)$$

Using the results of the previous paragraph, we find the following expressions for functions  $L_n(x, 0)$  up to order three:

$$\left. \begin{aligned} L_0(x, 0) &= \frac{2}{\pi} F_0(x), \\ L_1(x, 0) &= -\frac{4}{\pi^2} \frac{dF_1(x)}{d \ln x}, \\ L_2(x, 0) &= \frac{1}{\pi} \frac{dF_0(x)}{d \ln x} + \frac{8}{\pi^3} \frac{d^2 F_2(x)}{(d \ln x)^2}, \\ L_3(x, 0) &= -\frac{4}{3\pi^2} \left[ \frac{dF_1(x)}{d \ln x} + 2 \frac{d^2 F_1(x)}{(d \ln x)^2} \right] - \frac{16}{\pi^4} \frac{d^3 F_3(x)}{(d \ln x)^3}. \\ \dots \end{aligned} \right\} \quad (10.65)$$

Here

$$\left. \begin{aligned} F_0(x) &= \frac{x}{(1-x^2)^{1/2}}, \quad \frac{dF_0(x)}{d \ln x} = \frac{x}{(1-x^2)^{3/2}}, \\ \frac{d^2 F_0(x)}{(d \ln x)^2} &= \frac{3x}{(1-x^2)^{5/2}} - \frac{2x}{(1-x^2)^{3/2}}, \\ \frac{dF_1(x)}{d \ln x} &= xD(\sqrt{1-x^2}), \quad \frac{d^2 F_1(x)}{(d \ln x)^2} = xC(\sqrt{1-x^2}). \\ \dots \end{aligned} \right\} \quad (10.66)$$

For functions  $L_n(x, 1)$  we have

$$\left. \begin{aligned} L_0(x, 1) &= 0, \\ l_n(x, 1) &= g_n(x), \quad n \geq 1 \end{aligned} \right\} \quad (10.67)$$

In addition to the above expansion we can also use the expansion

$$L(x, \epsilon) = L(1, \epsilon) \sum_{n=0}^{\infty} l_n(\epsilon)(x^2 - 1)^n, \quad (10.68)$$

### 10.3. Resolvents of the integral equation for the mass function

where

$$L(1, \epsilon)l_n(\epsilon) = \frac{1}{n!} \frac{\partial^n L(x, \epsilon)}{(\partial x^2)^n} \Big|_{x=1}, \quad (10.69)$$

and

$$L(1, \epsilon) = \frac{e^2}{\epsilon}, \quad (10.70)$$

as is obtained from equation (10.47) at  $y \rightarrow 1$ .

Let us differentiate equation (10.47)  $n+1$  times by  $y^2$ , changing first the integration variable to  $x/y$  (or  $y/x$ ). Turning to the limit  $y = 1$ , we obtain

$$\frac{1}{2} \sum_{i=0}^n (n-i)! l_{n-i}(\epsilon) \left( \frac{\partial}{\partial y^2} \right)^i \frac{y^{-2(n-i)-2}}{\sqrt{1-e^2 y^2}} \Big|_{y=1} = \frac{\epsilon}{e^2} \left( \frac{\partial}{\partial y^2} \right)^{n+1} \frac{1}{\sqrt{1-e^2 y^2}} \Big|_{y=1}. \quad (10.71)$$

By differentiating with Leibniz's rule, we obtain a recurrence formula for the coefficient decomposition (10.68):

$$\sum_{i=0}^n l_{n-i}(\epsilon) q_{n,i}(\epsilon) = \frac{(2n+1)!!}{2^n} \left( \frac{e}{\epsilon} \right)^{2n}, \quad (10.72)$$

where  $q_{n,i}(\epsilon)$  are the following polynomials:

$$q_{n,i}(\epsilon) = i! \sum_{j=0}^i (-1)^{i-j} \frac{(n-j)! |2j-1|!!}{(i-j)! (2j)!!} \left( \frac{e}{\epsilon} \right)^{2j}. \quad (10.73)$$

Using the recurrence formula, we find

$$\begin{aligned} l_0(\epsilon) &= 1, & l_1(\epsilon) &= \frac{1}{\epsilon^2}, & l_2(\epsilon) &= \frac{5}{4} \frac{e^2}{\epsilon^4}, \\ l_3(\epsilon) &= \frac{(2+35e^2)e^2}{24\epsilon^6}, \\ &\dots \end{aligned} \quad (10.74)$$

We could similarly obtain a power expansion of  $L(x, \epsilon)$  simply from the difference  $1-x$ . But the proof becomes more complicated. Equation (10.47) then has to be differentiated in terms of  $y$  instead of  $y^2$ . Instead of monomials corresponding to product  $(1-e^2 y^2)^{-1/2}$  by  $y^2$  for  $y = 1$ , we obtain Legendre polynomials.

Let us further consider the behaviour of the resolvent in the neighbourhood of its peak at  $\epsilon = 0$ ,  $x = 1$ .

Denote by

$$r = \sqrt{1-x^2 + \epsilon^2}, \quad \tan \vartheta = u = \frac{\sqrt{1-x^2}}{\epsilon}, \quad v = \frac{\sqrt{1-y^2}}{\epsilon}. \quad (10.75)$$

It follows from equation (10.47) that

$$L(x, \epsilon) \rightarrow \frac{1}{\epsilon} \psi(u) = \frac{1}{r} \chi(\vartheta) \quad \text{if } r \rightarrow 0, \quad (10.76)$$

## 10. Solution of integral equations for mass distribution

where the function  $\psi(u)$  satisfies the equation

$$\int_0^v \frac{\psi(u)u du}{\sqrt{1+v^2-u^2}} = 1 - \frac{1}{\sqrt{1+v^2}}. \quad (10.77)$$

The solution of this integral equation can be given by the series

$$\begin{aligned} \psi(u) &= 1 - u^2 + \frac{5}{4}u^4 - \frac{37}{24}u^6 + \frac{353}{192}u^8 - \dots \\ &= \frac{2}{\pi}u^{-1} \left[ 1 - \left( \frac{2}{\pi} - \frac{1}{2} \right) u^{-2} + \left( \frac{12}{\pi^2} - \frac{5}{\pi} + \frac{3}{8} \right) u^{-4} - \dots \right]. \end{aligned} \quad (10.78)$$

They follow from series (10.60) and (10.68), applied to the vicinity of the peak. From series (10.78) we find corresponding series for function  $\chi(\vartheta) = \psi(u) \sec \vartheta$ :

$$\begin{aligned} \chi(\vartheta) &= 1 - \frac{1}{2} \sin^2 \vartheta + \frac{1}{8} \sin^4 \vartheta + \frac{1}{48} \sin^6 \vartheta - \frac{1}{384} \sin^8 \vartheta - \dots \\ &= \frac{2}{\pi} \left[ 1 + \left( 1 - \frac{2}{\pi} \right) \cos^2 \vartheta + \left( \frac{3}{2} - \frac{8}{\pi} + \frac{12}{\pi^2} \right) \cos^4 \vartheta + \dots \right]. \end{aligned} \quad (10.79)$$

The values of function  $\chi(\vartheta)$  obtained with series (10.79) are as follows:

$\sin^2 \vartheta =$	0.0	0.1	0.2	0.3	0.4	0.5	0.6	0.7	0.8	0.9	1.0
$\chi(\vartheta) =$	1.00	.951	.905	.862	.821	.784	.749	.717	.687	.661	.637

Expressions (10.76) are the first terms of series

$$L(x, \epsilon) = \frac{1}{\epsilon} \sum_{i=0}^{\infty} \psi_i(u) \epsilon^{2i} = \frac{1}{r} \sum_{i=0}^{\infty} \chi_i(\vartheta) r^{2i}. \quad (10.80)$$

Here  $\psi_0(u) \equiv \psi(u)$ ,  $\chi_0(\vartheta) \equiv \chi(\vartheta)$ . For the remaining coefficients, we can obtain decompositions similar to (10.78) and (10.79). However, only for  $\chi_1(\vartheta)$  do the series still appear to be converging well enough.

### 10.4. Calculation of the resolvent; approximate formulas

Above we got series that can be used to calculate the resolvent. But it is possible to solve equation (10.47) numerically as well – by successive approximations. To do this we need to increase the “solving power” of the kernel of the equation. Let us apply the Abel method: we multiply the equation (10.47) by  $y/\sqrt{y^2 - y_i^2}$ , integrate over  $y$  from  $y_1$  to unity, change the order of integration, and differentiate over  $y_1$ . Then we obtain a new integral equation (omitting the index at  $y$ )

$$\int_y^1 L(x, \epsilon) \frac{\epsilon x dx}{\sqrt{x^2 - y^2}(x^2 - e^2 y^2)} = e^2 \frac{\sqrt{1 - y^2}}{1 - e^2 y^2}. \quad (10.81)$$

Although the kernel of the equation is not transformed into a delta function, as in the case of the Abel equation, it has become much "steeper" than the original equation.

The solution of equation (10.81) can be found in the following way.

First we find the first approximation. For it we can take an average value  $L(x, \epsilon)$  derived from the equation, formed with the kernel as a weight. For the corresponding value of  $x$  we can take some average of  $x$ . It is convenient to take a quadratic mean. These averages are expressed as follows

$$\bar{L}(y, \epsilon) = e^2 \lambda(y, \epsilon) \frac{y}{\sqrt{1 - e^2 y^2}}, \quad (10.82)$$

$$\overline{x^2}(y, \epsilon) = e^2 y^2 + \epsilon \lambda(y, \epsilon) y \sqrt{1 - e^2 y^2}, \quad (10.83)$$

where

$$\lambda(y, \epsilon) = \frac{z}{\arcsin z}, \quad z = \sqrt{\frac{1 - y^2}{1 - e^2 y^2}}.$$

(Function  $\lambda(y, \epsilon)$  varies within a comparatively narrow range, from  $2/\pi$  at  $y = 0$  to unity at  $y = 1$ ).

Thus, as a first approximation we can assume the parametric relation

$$L(x, \epsilon) = \bar{L}(y, \epsilon), \quad x^2 = \overline{x^2}(y, \epsilon). \quad (10.84)$$

This is exact for  $\epsilon = 0$ ,  $\epsilon = 1$ ,  $x = 0$  and  $x = 1$ , whereas for  $\epsilon = 1$  and  $x = 1$  the first derivatives of  $\epsilon$  and  $x$  are also exact, respectively.

Given the first approximation, substitute it into equation (10.81) and take the resulting difference between the right and left sides of the equation as a new given function in the right part of the equation. We now solve the equation with respect to the first approximation using the same approach. Then we can search for the correction to the correction, and so on.

Such calculations were done by Herbert Niilisk, under one of the authors of this paper (Kuzmin), as early as 1955. However, the work was not completed at that time. Only a few years ago the authors of this paper returned to the question of solving the integral equation of mass distribution, in particular to the question of the resolvent  $L(x, \epsilon)$ . The resolvent was recalculated using the series considered in the previous section. These series and formulas for the limit behavior of the resolvent allowed us to compute its values in rather wide overlapping neighbourhoods  $\epsilon = 0$ ,  $\epsilon = 1$ ,  $x = 0$ , and  $x = 1$ . For the remaining small region the values of the resolvent could be quite confidently interpolated using numerically derived results.

The results of the calculations are illustrated by a graph (Fig. 10.3).

The use of the resolvent for the solution of the integral mass distribution equation has the disadvantage that if we need to change the value of  $\epsilon$ , the equation has to be solved anew by calculating the integral in the solution (10.46) as a function of  $a$ . This does not appear in the interpolation method of G. M. Idlis, where it is sufficient to compute  $\mu(a, 0)$  and  $\mu(a, 1)$ , and then we can find  $\mu(a, \epsilon)$  by interpolating on any

10. Solution of integral equations for mass distribution

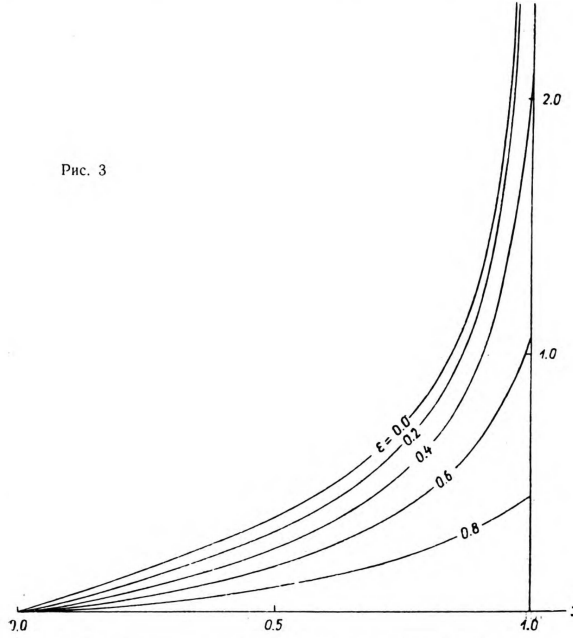


Figure 10.3.

$\epsilon$  according to formula (10.10). The Idlis method corresponds to a resolvent in the form

$$L(x, \epsilon) = L(x, 0)(1 - \epsilon), \quad (10.85)$$

*i.e.* instead of an exact resolvent, a linear interpolation between  $L(x, 0)$  and  $L(x, 1) = 0$ . The resolvent in this form is very different from the true resolvent. Idlis's method, however, can be greatly improved by adding to the expression (10.85) a further quadratic term.

We shall require that for  $\epsilon = 1$  we have not only the equality of the approximate and true resolvent, but also their differentiate over  $\epsilon$ . Then for the approximate resolvent we will have

$$\begin{aligned} L(x, \epsilon) &= L(x, 0)(1 - \epsilon) - [L(x, 0) + L_1(x, 1)]\epsilon(1 - \epsilon) = \\ &= L(x, 0)(1 - \epsilon)^2 - L_1(x, 1)\epsilon(1 - \epsilon) \end{aligned} \quad (10.86)$$

( $L_1(x, \epsilon) = \partial L / \partial \epsilon$ ) or by inserting expressions for  $L(x, 0)$  and  $L_1(x, 1)$ ,

$$L(x, \epsilon) = \frac{2}{\pi} \frac{x}{\sqrt{1-x^2}} (1 - \epsilon)^2 + 2x^2 \epsilon (1 - \epsilon). \quad (10.87)$$

The corresponding solution to the integral mass distribution equation of mass distribution has the form

$$\mu(a, \epsilon) = (1 - \epsilon)^2 \mu(a, 0) + 2\epsilon(1 - \epsilon) \int_0^a \mu(R, 1) \frac{R^2 dR}{a^3} + \epsilon \mu(a, 1). \quad (10.88)$$



Using formula (10.88) instead of formula (10.10) does not complicate the calculations, since the integral appearing here is simple to calculate. The correction is very significant. However, the deviations of the resolvent (10.86) from the true one are in general as large as the deviations of the resolvent (10.85). But large deviations take place in this case only in a rather narrow interval of  $x$  values near  $x = 1$  (starting from about  $x = 0.8$ ). The mass function  $\mu(a, \epsilon)$  is only weakly affected if  $\mu(a, 1)$  changes smoothly enough.

On the influence of inaccuracy of the resolvents (10.85) and (10.86) on the solution for the mass function can be seen by comparing their moments with the corresponding moments of the exact resolvent (including the delta term). If the function  $\mu(a, 1)$  changes smoothly, it can be approximated by a quadratic or cubic polynomial. Therefore it is sufficient to consider the moments of the lowest orders.

The moments of the exact resolvent are calculated by the formula (10.50). For moments of integer order we find

$$\left. \begin{aligned} M_{-2}(\epsilon) &= \frac{1}{\epsilon}, & M_{-1}(\epsilon) &= 1, \\ M_0(\epsilon) &= \frac{\epsilon}{\arcsin \epsilon}, & M_1(\epsilon) &= \frac{1}{2}(1 + \epsilon), \\ M_2(\epsilon) &= \frac{2}{3} \frac{\epsilon^3}{\arcsin \epsilon - \epsilon\epsilon} & M_3(\epsilon) &= \frac{3}{4} \frac{(1+\epsilon)^2}{2+\epsilon}. \end{aligned} \right\} \quad (10.89)$$

As for the approximated resolvents (10.85) and (10.86) the first moments are expressed by the linear formula

$$M_\nu(\epsilon) = M_\nu(0)(1 - \epsilon) + \epsilon, \quad (10.90)$$

and the moments of the second are expressed by the quadratic formula

$$M_\nu(\epsilon) = M_\nu(0)(1 - \epsilon)^2 + \frac{2}{3 + \nu} \epsilon(1 - \epsilon) + \epsilon. \quad (10.91)$$

Here

$$M_\nu(0) = \frac{1}{\pi} B \left( \frac{2 + \nu}{2}, \frac{1}{2} \right), \quad (10.92)$$

and the term  $\epsilon$  appears as a consequence of the delta term of the resolvent.

In all three cases  $M_{-1} = 1$ . The moments of  $M_1(\epsilon)$  are the same. The moments of the other orders are different.

The difference between the moments, as well as between the resolvents themselves, is zero at  $\epsilon = 0$  and 1. It reaches a maximum near the middle of the interval. Assuming  $\epsilon = 0.5$ , we obtain by formula (10.89)

$$M_0 = 0.827, \quad M_1 = 0.750, \quad M_2 = 0.705, \quad M_3 = 0.675.$$

The formulas (10.90) and (10.91) give

$$M_0 = 0.818, \quad M_1 = 0.750, \quad M_2 = 0.712, \quad M_3 = 0.689$$

and

$$M_0 = 0.826, \quad M_1 = 0.750, \quad M_2 = 0.706, \quad M_3 = 0.677.$$

## 10. Solution of integral equations for mass distribution

As we see, the moments of the resolvent (10.86) differ from the exact resolvent moments very little, an order of magnitude smaller than the moments of the resolvent (10.85).

The formula (10.88) seems to be accurate enough for practical applications. However, it can still be considerably refined. For this purpose let's add a correction term to the linear resolvent (10.85) (in the first line of formula (10.86)) with some factor depending on  $\epsilon$  in order to achieve the coincidence of one more moment of the approximate and exact resolvent. Let's assume a coincidence of the angular momentum  $M_3$ . Then the above factor will take a very simple form,  $3/(2+\epsilon)$ . Instead of formula (10.87) we obtain

$$L(x, \epsilon) = \frac{4}{\pi} \frac{x}{\sqrt{1-x^2}} \frac{(1-\epsilon)^2}{2+\epsilon} + 6x^2 \frac{\epsilon(1-\epsilon)}{2+\epsilon}. \quad (10.93)$$

Accordingly formula (10.88) is replaced by the following:

$$\mu(a, \epsilon) = \frac{2(1-\epsilon)^2}{2+\epsilon} \mu(a, 0) + \frac{6\epsilon(1-\epsilon)}{2+\epsilon} \int_0^a \mu(R, 1) \frac{R^2 dR}{a^3} + \epsilon \mu(a, 1). \quad (10.94)$$

The expression (10.91) for the momentum changes in a similar way. Now the approximate and exact resolvents have the same moments  $M_{-1}$ ,  $M_1$ ,  $M_3$ , and, in addition, a moment of some non-integer negative order between  $\nu = -1$  and  $-2$ . The calculation shows that the  $M_0$  and  $M_2$  moments differ from the corresponding moments of the exact resolvent by less than 0.0005. The moment  $M_4$  is also identical with the same accuracy. Therefore, for practical applications the accuracy of formula (10.94) is more than sufficient.

November 1965

## **Part II.**

# **Spatio-kinematical structure of self-gravitating stationary stellar systems and some general problems of dynamics of stellar systems**



## 11. Models of stationary self-gravitating stellar systems with axial symmetry<sup>1</sup>

### 11.1. Models of stationary self-gravitating stellar systems with axial symmetry

For the majority of stellar systems, the assumptions of stationarity and axial symmetry are good approximations. For this reason the construction of models of stationary self-gravitating stellar systems is an important task of stellar dynamics.

Most of the models constructed by now concerned spherical systems, the more general case of axisymmetric systems remained little studied.

In the present report we attempt to construct models of this more general class of systems.

In case of the stationary stellar system the phase density depends on phase (*i.e.* on coordinates and velocities) only through the conservative isolating (single-valued) integrals of motion. If the system is self-gravitating, the mass density in coordinate space, which is the integral of the phase density over the velocity space, satisfies together with the gravitational potential the Poisson's equation. In order to construct a model for the stationary self-gravitating system, we must thus find the phase density as a function of phase and the gravitational potential as a function of coordinates so that both conditions are valid.

In case of stationarity and axial symmetry there exist in general two conservative isolating integrals of motion – the energy integral and the angular momentum (area) integral.

If the potential has a certain additional restriction, there exists the third integral, which is quadratic in respect to velocities (Kuzmin 1953). If three integrals exist, the velocity distribution can be triaxial.

When constructing the spherical models, the starting point is usually the phase density as a function of integrals, and the aim is to find the potential. However, already Eddington (1916) proposed to use an alternative approach, where one starts from potential or from the mass density, and the aim is to find the phase density as a function of integrals and thereafter of phase. Eddington's method seems to be more appropriate and we use it to construct models for general case of axial symmetry.

In order to have a model, which resembles more or less the real Galaxy, it is desirable to begin with the potential allowing for the existence of the third integral. However, finding a solution for the phase density as a function of three integrals has

---

<sup>1</sup> Bull. Abastumani Astrophys. Obs. No. 27, 82 – 88, 1962. Report on the 3rd Meeting of the Committee on Stellar Astronomy, October 3 – 6, 1960, Tbilisi. Coauthor S. A. Kutuzov.

## 11. Models of stationary stellar systems with axial symmetry

certain difficulties. For this reason in present paper we limit ourselves with the solutions, that depend only on the energy integral and the area integral, and produce thus biaxial velocity distribution.

If the phase density is a function of only integrals of energy and area, then the mass density is given by

$$\rho = \frac{2\pi}{R} \iint_{v^2 \geq 0} \Psi(E, I) dE dI, \quad (11.1)$$

where

$$E = \Phi - \frac{1}{2}(v^2 + w^2), \quad I = Rw. \quad (11.2)$$

Here  $\rho$  is the mass density in coordinate space,  $\Psi$  is the phase density,  $\Phi$  is the gravitational potential,  $R$  is the distance from the symmetry axis,  $v$  is the velocity in the meridional plane,  $w$  is the velocity perpendicular to this plane,  $E$  is the negative energy integral and  $I$  is the area integral.

In (11.1) the mass density  $\rho$  is a function of  $\Phi$  and  $R$

$$\rho = \rho(\Phi, R). \quad (11.3)$$

In order to find the phase density, the mass density must be in form of (11.3). In this case, the phase density results from (11.1) as a solution of an integral equation. Only non-negative solutions have physical meaning. The solution can not be unique, because the anti-symmetrical part of  $\Psi$  in respect to  $I$  does not contribute to the mass density and may be chosen arbitrarily with the only limitation that the total phase density must be non-negative. The symmetrical part of the phase density can be derived uniquely. It must be non-negative.

Solution for the symmetrical part of the phase density can be derived in the form of series. By assuming the mass density  $\rho$  for small  $\Phi$  to be proportional to  $\sim \Phi^\kappa$ , we have the following series for the mass density and for the symmetrical part of the phase density<sup>2</sup>

$$\rho = \Phi^\kappa \sum_{k=0}^{\infty} p_k(\Phi R^2) \Phi^k, \quad \Psi = E^{\kappa-3/2} \sum_{k=0}^{\infty} P_k(I^2) E^k, \quad (11.4)$$

where  $p_k$  and  $P_k$  are polynomials of the order  $k$  with respect to their arguments. The coefficients of polynomial  $P_k$  may be calculated from the coefficients of polynomial  $p_k$  according to formulas derived by Fricke (1952). In addition, the series for  $\rho$  with respect to positive and negative powers of  $R$ , and the corresponding series for the symmetrical part of  $\Phi$  with respect to positive and negative powers of  $I$ , can be used.

In case where  $\rho$  steeply increases with  $\Phi$  and reaches infinity as  $\Delta\Phi^{-\nu}$  when approaching to a certain curve on plane  $\Phi, R$ , where  $\Delta\Phi$  is the distance from the curve

---

<sup>2</sup>It is possible to demonstrate that if  $k$  is a natural number, then  $\kappa$  is also a natural number. [Later footnote.] [Appendix A]

### 11.1. Models of stationary self-gravitating stellar systems with axial symmetry

along  $\Phi$ , we may also use the series

$$\rho = \Delta\Phi^{-\nu} \sum_{k \geq 0} h_k(R) \Delta\Phi^k, \quad \Psi = \Delta E^{-\nu-3/2} \sum_{k \geq 0} H_k(I) \Delta E^k. \quad (11.5)$$

Here  $\Delta E$  is the distance from the curve along  $E$  on the plane  $E, I$  where the phase density becomes infinite. It is possible to find the curve by knowing the curve of infinite density on plane  $\Phi, R$ . The functions  $H_k$  can be found from the functions  $h_k$ . Using of series (11.5) gives us a solution, which is non-symmetrical with respect to  $I$ , and can be used as a solution for the total phase density. Also the symmetrical part of the solution can be derived if needed.

In addition to the phase density, it is also interesting to obtain the solutions for the velocity dispersions and for the projections of the phase density into the coordinate axis and into the planes in velocity space. It is suitable to call these functions “the functions for partial description of the model” in order to differentiate them from the phase density, which gives the complete description of the model. It is easy to derive the projection of the phase density into an axis of meridional plane and the corresponding velocity dispersion by quadratures from the partial description functions. We obtain

$$f(U, R) = \frac{1}{\pi} \int_0^U \frac{\partial \rho}{\partial \Phi} \frac{d\Phi}{\sqrt{2(U - \Phi)}}, \quad (11.6)$$

where

$$U = \Phi - \frac{1}{2}u^2 \quad (11.7)$$

and

$$\sigma_u^2 = \frac{1}{\rho} \int_0^\Phi \rho d\Phi. \quad (11.8)$$

In (11.6)  $u$  is one of the meridional velocity components. If we choose  $u$  in  $z$ -direction, Eqs. (11.6) and (11.8) give us the distribution function and the dispersion of  $z$ -component of the velocities, depending only marginally on the triaxiality of the velocity distribution for flat models.

In the present paper we used the potential and the mass density from the family of models with  $n = 3$  by (Kuzmin 1956a). These models allow for the existence of a third integral, the property we were not able to use until now. Besides, this family of models has another remarkable property: if suitably choosing the units, one can express  $\rho(\Phi, R)$  and thus also the symmetrical part of the phase density with the same functions for the whole family. The function  $\rho(\Phi, R)$  may be expressed in a finite form [Appendix B]

$$\rho = \Phi^4 \frac{2 - R^2\Phi^2 - \Phi\sqrt{1 - R^2\Phi^2}}{(\sqrt{1 - R^2\Phi^2} - \Phi)^3} \quad (11.9)$$

According to (11.9),  $\rho$  increases with  $\Phi$  from zero for  $\Phi = 0$  to infinity when the denominator vanishes. For powers  $\kappa$  and  $\nu$ , which characterise the increase of  $\rho$  for

## 11. Models of stationary stellar systems with axial symmetry

small  $\Phi$  and  $\Delta\Phi$ , we have

$$\kappa = 4, \quad \nu = 3. \quad (11.10)$$

From the series (11.4) one can conclude that the symmetrical part of the phase density in present case is non-negative, *i.e.* has a physical meaning [q.v. Appendix B].

To derive the solution we used all the series referred above. They enabled us to calculate the symmetrical part of the phase density for small  $E$ , for small and large  $I$  and for small  $\Delta E$ . For intermediate values of  $E, I$  the series converge badly or are completely useless. But for these regions, it was possible to derive the functions we need quite reliably via interpolation. Thereafter we moved from the symmetrical part of phase density to the total phase density. For small  $\Delta E$  the solution was already known, for remaining regions of  $E, I$ , it was possible to derive the solution with a certain amount of arbitrariness by assuming the phase density to be a monotonically increasing function of  $I$ . [q.v. Appendix C.]

The results are given in Fig. (11.1) in form of logarithm of the phase density. The diagram is the Lindblad diagram for the present family of models. With the help of the diagram it is possible to calculate the velocity distribution for all models of the family at every point of the coordinate space. For this we must use the expressions for the integrals of motion and for the potential as the function of coordinates for a concrete model of interest. [q.v. Appendix D.]

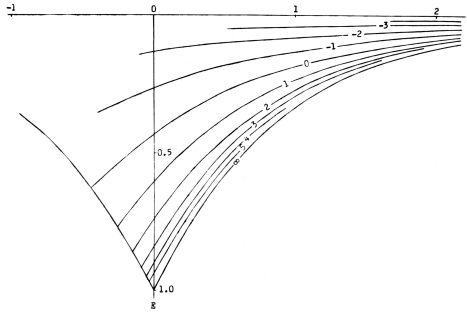


Figure 11.1.

From the family of models a model suitable for our Galaxy has been chosen. To choose the model parameters we used the data on the rotation of the Galaxy and the data on the gradient of the acceleration in  $z$ -direction in the vicinity of the Sun. This data was compared with theoretical predictions of the  $n = 3$  model.

For the resulting model the circular velocity in the vicinity of the Sun is 190 km/s,<sup>3</sup> the ratio  $A/\omega = 0.64$ , the dispersion of the meridional component of the velocity is

<sup>3</sup>According to the recent data the circular velocity in the vicinity of the Sun is 250 km/s. Therefore, the flatness of the model is not sufficient and the velocity dispersion when compared with the circular velocity is too large. [Later footnote.]



### 11.1. Models of stationary self-gravitating stellar systems with axial symmetry

23 km/s. Approximate calculation of the total  $z$ -component velocity dispersion, when taking into account all Galactic subsystems, gives the similar value. To not have too diminished dispersion in  $R$ -direction due to the biaxial velocity distribution, we made our model slightly thicker. For this reason the meridional dispersion was increased up to 31 km/s, the mean value of real dispersions in  $R$  and  $z$  directions.

In Fig. (11.2) we give the isocurves of the logarithm of the phase density in the plane  $u = 0$  in velocity space in the solar neighbourhood for our thickened model. The circular velocity is marked by a cross. As can be seen, the theoretical velocity distribution is remarkably similar to the observed total distribution for all Galactic subsystems. Some evident asymmetry is superposed to the general ellipsoidal shape. In addition, there is a “cutoff” in the side of large velocities. The limit, where the phase density becomes very small, is smaller than the escape velocity, and corresponds roughly to the Oort limit (circular velocity +65 km/s). It is interesting to mention that despite the fact that the model mass density decreases with radius quite slowly, the cut velocity distribution is clearly seen.

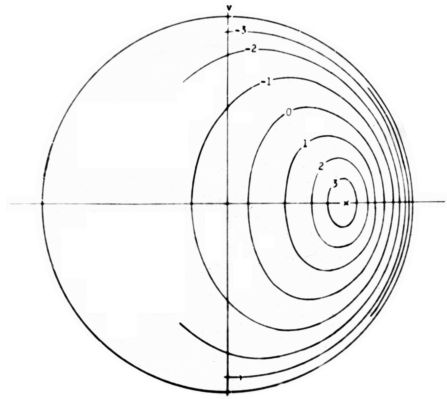


Figure 11.2.

In Fig. 11.3 the distribution curve for the meridional velocity component in the vicinity of the Sun is plotted. The distribution differs significantly from gaussian and corresponds roughly to the observed total distribution of the velocity  $R$  and  $z$  components.

However, despite the general similarity between the theoretical and the observed velocity distributions, there exist also differences. The asymmetry, cutoffs and excess of the theoretical distribution are too small. In other words, the flat and the spherical components of the Galaxy are represented too little in the theoretical model, and the intermediate component too much. Better agreement may be expected for the model with  $n < 3$ . The further project is therefore to study these classes of models. And it would be desirable to have a solution for the phase density as a function of three integrals. [q.v. Appendix G]

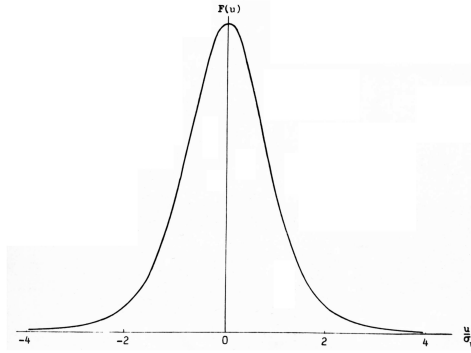


Figure 11.3.

We also analysed the limiting case of the model with  $n = 3$ , when the model approaches the spherical one and  $\Psi$  is a function of  $E$  alone. The resulting spherical model is identical to the isochrone model by Hénon (1959, 1960b) [Appendix E]. In the central parts of the model the velocity distribution is nearly Maxwellian. It is possible that this model corresponds more to real spherical stellar systems than the well-known Schuster density distribution model.

September 1960

## Appendices added in 1969

### 11.2. A. The series for the density and the phase density

1.° Substituting the series (11.4) for the density and the phase density

$$\rho = \Phi^\kappa \sum_{k=0}^{\infty} p_k(\Phi R^2) \Phi^k, \quad \Psi = E^{\kappa-3/2} \sum_{k=0}^{\infty} P_k(I^2) E^k \quad (11.11)$$

into (11.1) we obtain that the polynomial coefficients

$$p_k(\Phi R^2) = \sum_{l=0}^k a_{kl} (\Phi R^2)^l, \quad P_k(I^2) = \sum_{l=0}^k A_{kl} I^{2l} \quad (11.12)$$

are related by

$$a_{kl} = 4\sqrt{2} \pi \frac{2^l}{2l+1} B\left(\kappa + k - \frac{1}{2}, l + \frac{3}{2}\right) A_{kl}. \quad (11.13)$$

In addition to these expansions we have the series in powers of  $R^2$  and  $I^2$

$$\rho = \sum_{k=0}^{\infty} q_k(\Phi) R^{2k}, \quad \Psi = \sum_{k=0}^{\infty} Q_k(E) I^{2k}, \quad (11.14)$$

## 11.2. A. The series for the density and the phase density

where the functions  $q_k(\Phi)$  are given via  $Q_k(E)$

$$q_k(\Phi) = 4\sqrt{2} \pi \frac{2^k}{2k+1} \int_0^\Phi Q_k(E)(\Phi - E)^{k+1/2} dE. \quad (11.15)$$

By solving this generalised Abel equation we find

$$Q_k(E) = \frac{1}{2\pi^2 |2k-1|!!} \int_0^E q_k^{(k+2)}(\Phi)(\Phi - E)^{-1/2} d\Phi. \quad (11.16)$$

Further, we have the expansions in powers of  $R^{-1}$  and  $I^{-2}$

$$\rho = R^{-\kappa} \sum_{k=0}^{\infty} s_k(\Theta) R^{-k}, \quad \Theta = \Phi^2 R^2, \quad (11.17)$$

$$\Psi = I^{-\kappa+3/2} \sum_{k=0}^{\infty} S_k(J) I^{-2k}, \quad J = 2EI^2. \quad (11.18)$$

At the same time it can be demonstrated that

$$\tilde{s}_k(\Theta) = s_k(\Theta) \Theta^{-\delta} = \frac{2\pi}{(l + \frac{1}{2})l} \int_0^\Theta S^{(l)}(J) J^{-l-2\delta-1} (\Theta - J)^{l+1/2} dJ, \quad (11.19)$$

where

$$l + \delta = \frac{\kappa + k}{2} - 1, \quad \delta = 0, \frac{1}{2}. \quad (11.20)$$

By solving the generalised Abel equation we find

$$S^{(l)}(J) = \frac{1}{\pi^2} J^{l+2\delta+1} \int_0^J \tilde{s}_k^{(l+2)}(\Theta) (J - \Theta)^{-1/2} d\Theta. \quad (11.21)$$

Therefore,  $S(J)$  can be derived with  $l$ -times integration (can be done in general form analytically).

2.° In the series (11.5)

$$\Delta R = \Phi_0(R) - \Phi, \quad \Delta E = E(I) - E, \quad (11.22)$$

and it is assumed that the density and the phase density will be infinite at the curve  $\Phi = \Phi_0(R)$  on the  $\Phi, R$ -plane and at the curve  $E = E_0(I)$  on the  $E, I$ -plane (Lindblad diagrams), respectively. The curve  $E = E_0(I)$  is an enveloping curve for parabolas

$$v^2 \equiv 2(\Phi - E) - I^2 R^{-2} = 0 \quad (11.23)$$

corresponding to  $\Phi = \Phi_0(R)$ . Thus the parametric equations of the curve are

$$E_0 = \Phi_0(R) + \frac{1}{2} \Phi_0'(R) R, \quad I_0^2 = -\Phi_0'(R) R^3. \quad (11.24)$$

## 11. Models of stationary stellar systems with axial symmetry

The derivation of the series (11.5)

$$\rho = \Delta\Phi^{-\nu} \sum h_k(R)\Delta\Phi^k, \quad \Psi \sim \Delta E^{-\nu-3/2} \sum_{k=0}^{k<\nu} H_k(I)\Delta E^k, \quad (11.25)$$

is quite long. We derived the relation

$$h_k(R) = 4\sqrt{2} \pi \sum_{i=0}^k \sum_{j=0}^{2i} B(\nu - k, i + \frac{3}{2}) g_{ij}(R) \frac{H_{k-i}^{(j)}(I_0(R))}{j!}, \quad (11.26)$$

enabling to find step by step  $H_k(I)$ . In this expression  $g_{ij}$  are given via derivatives of  $E_0(I_0)$ . In particular we have

$$g_{00}^2 = [R^2 E_0''(I_0(R)) + 1]^{-1} = \frac{1}{4} \frac{R\Phi_0''(R)}{\Phi_0'(R)} + \frac{3}{4}. \quad (11.27)$$

### 11.3. B. Expression for the density. Specification of the series for the density and the phase density

1.° The expressions for the dimensionless potential and the density used by us are (Chapter 6, the  $n = 3$  model)

$$\Phi = \frac{1}{\zeta_1 + \zeta_2}, \quad (11.28)$$

$$\rho = \frac{(\zeta_1 + \zeta_2)^2 + \zeta_1\zeta_2 + \zeta_1^2\zeta_2^2}{(\zeta_1 + \zeta_2)^2\zeta_1^3\zeta_2^3}, \quad (11.29)$$

where dimensionless  $R$  and  $z$  are related with  $\zeta_1$  and  $\zeta_2$  according to formulas

$$R^2 = (\zeta_1^2 - 1)(1 - \zeta_2^2), \quad z^2 = (\zeta_1^2 - \zeta_0^2)(\zeta_2^2 - \zeta_0^2), \quad (11.30)$$

where  $\zeta_0$  is a parameter characterising flatness of the model. Expressing  $\zeta_1$  and  $\zeta_2$  via  $\Phi$  and  $R$ , we derive a formula (11.9)

$$\rho = \Phi^4 \frac{2 - R^2\Phi^2 - \Phi\sqrt{1 - \Phi^2R^2}}{(\sqrt{1 - \Phi^2R^2} - \Phi)^3}. \quad (11.31)$$

2.° In the series for the density in powers of  $\Phi$  for the polynomial  $p_k(\Phi R^2)$ , we find coefficients  $a_{kl}$  after some calculations

$$a_{kl} = \frac{(k-l)(k+l+5) + 4(l+1)}{2lB(\frac{k-l+1}{2}, l)}, \quad (11.32)$$

Now we can calculate the polynomial  $P_k(I^2)$  coefficients  $A_{kl}$  for the series of the phase density in powers of  $E$ .

Further, evidently

$$q_0(\Phi) = \frac{\Phi^4}{(1-\Phi)^3}(2-\Phi). \quad (11.33)$$

This function gives us the density as a function of the potential on the symmetry axis of the model. In general for the functions  $q_k(\Phi)$  in the series for the density in powers of  $R^2$  we have the expressions of following type

$$q_k(\Phi) = \frac{\Phi^{4+2k}}{(1-\Phi)^{3+k}} r_k(\Phi), \quad (11.34)$$

where  $r_k(\Phi)$  is a polynomial of power  $k+1$ .

For the function  $s_k(\Theta)$  in the series for the density in powers of  $R^{-1}$  we find ( $\Theta = \Phi^2 R^2$ )

$$s_k(\Theta) = \frac{\Theta^{2+k/2}}{(1-\Theta)^{3/2+k/2}} (1+k)(2 + \frac{k}{2} - \Theta). \quad (11.35)$$

From the functions  $q_k(\Phi)$  and  $s_k(\Theta)$  we can move to the functions  $Q_k(E)$  and  $S_k(J)$  in the series for the phase density in powers of  $I^2$  and  $I^{-2}$ . We derive the expressions consisting of elementary functions but they are quite long.

The function  $Q_0(E)$  being the phase density in case of  $I = 0$  determines the spherically symmetric velocity distribution on the symmetry axis of the model.

3.° For the function  $\Phi_0(R)$  we have the expression

$$\Phi_0(R) = \frac{1}{\sqrt{1+R^2}}. \quad (11.36)$$

This is the potential on the symmetry axis for the model  $\zeta_0 \rightarrow 0$ , *i.e.* for the flat model.

For the curve  $E = E_0(I)$  on the Lindblad  $E, I$  diagram we derive the parametric equations

$$E_0 = \frac{2+R^2}{2(1+R^2)^{3/2}}, \quad I_0^2 = \frac{R^4}{(1+R^2)^{3/2}}. \quad (11.37)$$

This curve is the enveloping curve for the characteristic parabolas on the Lindblad diagram for the flat model. The curve consist of two parts  $I \geq 0$  and  $I \leq 0$ , intersecting at point  $E = 1, I = 0$ . In the expansion of the phase density in powers of  $\Delta E$  we count  $\Delta E$  from one branch of the enveloping curve, let say from the branch  $I \geq 0$  (if the stellar system rotates in direction of positive  $I$ ). In order to obtain a solution also for negative  $I$ , the formally  $R^2 < 0$  needs to be assumed, enabling the enveloping curve to continue beyond the intersection point  $E = 1, I = 0$ .

Knowing the equation for the enveloping curve we can find a function  $g_{ij}(R)$  in (11.26). In particular

$$g_{00} = \frac{1}{2} \sqrt{\frac{4+R^2}{1+R^2}}. \quad (11.38)$$

## 11. Models of stationary stellar systems with axial symmetry

This function has the meaning of the axial ratio of velocity ellipsoid for nearly circular orbits in case of flat model.

Because  $\nu = 3$  and in the expansion of the phase density in powers of  $\Delta E$  we can obtain only three terms, only three functions  $h_k(R)$  are interesting in the expansion of the density in powers of  $\Delta\Phi$ . In particular, we find

$$h_0(R) = \frac{1}{(1 + R^2)^5}, \quad (11.39)$$

giving immediately

$$H_0(I_0(R)) = \frac{105}{32\sqrt{2}\pi} \frac{1}{(4 + R^2)^{1/2}(1 + R^2)^{9/2}}. \quad (11.40)$$

Expressions for  $H_1(I)$  and  $H_2(I)$  are longer.

### 11.4. C. The total phase density

The expansions for the phase density discussed above, with the exception of the one in powers of  $\Delta E$ , give us only the even part of the phase density with respect to  $I$ . The odd part remains quite arbitrary. One of the possibilities to calculate the total phase density is to interpolate the coefficients  $A_{kl}$ . For the even part of the phase density we have the expansion

$$\Psi_{\text{even}} = E^{5/2} \sum_{k=0}^{\infty} \sum_{l=0}^{\infty} A_{k+l,l} E^k (EI^2)^l \quad (11.41)$$

(in this formula  $\kappa = 4$ ). In order to have odd terms being in “equal rights” with even terms in this expansion, it is natural to suppose the expression for the total phase density

$$\Psi = E^{5/2} \sum_{k=0}^{\infty} \sum_{m=0}^{\infty} A_{k+m/2,m/2} E^k (EI^2)^{m/2}. \quad (11.42)$$

As we have the general expression for  $A_{kl}$ , which is valid also for fractional number indices, the coefficients necessary for calculations result in simple way.

### 11.5. D. Projections of the phase density. Velocity dispersion

Simple expression can be derived for the projection of the phase density in the meridional plane. Designating the projection as  $\varphi$  we have after some calculations

$$\varphi = \varphi(V, R) = \frac{1}{2\pi} \frac{\partial \rho}{\partial \Phi} \Big|_{\Phi=V}, \quad (11.43)$$

where

$$V = \Phi - \frac{v^2}{2}, \quad (11.44)$$

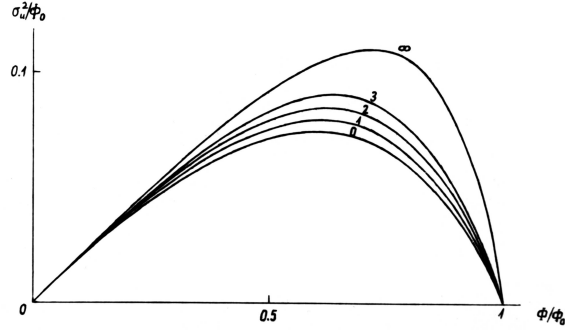


Figure 11.4.

and  $v$  is the total meridional velocity.

For the projection of the phase density  $f$  onto some axis in the meridional plane we derive the equation (11.6),

$$f = f(U, R) = \frac{1}{\pi} \int_0^U \frac{\partial \rho}{\partial \Phi} \frac{d\Phi}{\sqrt{2(U - \Phi)}}, \quad (11.45)$$

where

$$U = \Phi - \frac{1}{2}u^2 \quad (11.46)$$

and  $u$  is the orthogonal component of  $v$ .

For the dispersion of  $u$  we find

$$\sigma_u^2 = \frac{1}{\rho} \int_0^\Phi \rho d\Phi. \quad (11.47)$$

This formula can be derived also from the second Jeans hydrodynamic equation.

Fig. 11.4 shows the dispersion  $\sigma_u$  versus potential for our models. For all  $R$  the unit of  $\sigma_u^2$  and  $\Phi$  is  $\Phi_0(R)$ .

## 11.6. E. Spherical model

In case of  $\zeta_0 \rightarrow 1$  our model becomes spherical. As it was mentioned in Appendix A for Chapter 6, the result is the isochrone model by Hénon (1959, 1960b) with the dimensionless potential and density

$$\Phi = \frac{1}{1 + \zeta}, \quad (11.48)$$

$$\rho = \frac{1 + 2\zeta}{\zeta^3(1 + \zeta)^2}, \quad (11.49)$$

## 11. Models of stationary stellar systems with axial symmetry

where

$$\zeta = \sqrt{1 + r^2}, \quad (11.50)$$

and  $r$  is dimensionless distance from the centre of the model.

For the phase density of the model we have

$$\Psi = Q_0(E), \quad E \leq \frac{1}{2}. \quad (11.51)$$

The expression that we find for  $Q_0(E)$  coincides with the Hénon (1960b), q.v. Ü.-I. K. Veltmann, Tartu Astr. Obs. Publ. **35**, 27, 1966 result.

### 11.7. F. The model by Lynden-Bell

D. Lynden-Bell (M.N.R.A.S. **123**, 447, 1962) proposed the potential

$$\Phi = [(1 + r^2)^2 - \eta R^2]^{-1/4}, \quad (11.52)$$

where  $\eta$  is the parameter characterising the eccentricity of the model. For  $\eta = 0$  the model is spherical and coincides with the Schuster one.

By expressing the density via  $\Phi$  and  $R$ , we derive a very simple equation

$$\rho = (3 - \eta)\Phi^5 + \frac{5}{2}\eta(4 - \eta)\Phi^9 R^2. \quad (11.53)$$

From this expression we can find the solution for the even part of the phase density in form of two terms proportional to  $E^{7/2}$  and  $E^{13/2}I^2$ .

Unfortunately, the model by Lynden-Bell can not be very flat. If  $\eta > \sim 0.8$  the model becomes ring-like, if  $\eta > 3$  the model loses physical meaning.

### 11.8. G. Possibilities to construct the model of flat stellar system with the phase density as a function of three integrals of motion

The potential taken by us as the basis of mass distribution allows for the existence of the third quadratic integral of motion. For that model we can try to find the phase density as a function of three integrals  $I_1, I_2, I_3$ . In this case we have a model with triaxial velocity distribution in accordance with observations.

In case of

$$\Psi = \Psi(I_1, I_2, I_3), \quad (11.54)$$

we have the integral equation

$$\rho(R, z) = 4 \iiint \Psi(I_1, I_2, I_3) \frac{\partial(v_1, v_2, v_\theta)}{\partial(I_1, I_2, I_3)} dI_1 dI_2 dI_3, \quad (11.55)$$



### 11.8. G. Phase density as a function of three integrals of motion

where  $v_1, v_2, v_\theta$  are the velocity components in ellipsoidal coordinates  $\xi_1, \xi_2, \theta$  (arbitrary orthogonal velocity components may be used). The factor 4 appears because for given  $I_1, I_2, I_3$  correspond four points in velocity space.

If three integrals  $I_1, I_2, I_3$  have the forms discussed in Chapter 6 the Jacobian is

$$\frac{\partial(v_1, v_2, v_\theta)}{\partial(I_1, I_2, I_3)} = \frac{1}{4w_1w_2}, \quad (11.56)$$

where

$$w^2 = \xi^2(\xi^2 - 1)I_1 - \xi^2 I_2^2 - (\xi^2 - 1)I_3 + 2(\xi^2 - 1)\varphi(\xi) \quad (11.57)$$

(the notations  $w$  and  $\varphi$  have no relation with the same notations used above). Integrals  $I_1, I_2, I_3$  may be chosen also in some other form. In this case the Jacobian also changes.

The integral equation does not enable to determine the phase density (the even part of it) uniquely. For this reason we must restrict our phase density in a way that a function we are looking for is a function of only two integrals. This can be done by assuming

$$\Psi(I_1, I_2, I_3) = F(I_1, I_2, I_3)\psi(I_1, I_2), \quad (11.58)$$

where  $F(I_1, I_2, I_3)$  is a given function and  $\psi(I_1, I_2)$  is unknown function. The integral equation now has the form

$$\rho(R, z) = \iint K(I_1, I_2; R, z)\psi(I_1, I_2)dI_1dI_2, \quad (11.59)$$

with the kernel

$$K(I_1, I_2; R, z) = 4 \int \frac{\partial(v_1, v_2, v_\theta)}{\partial(I_1, I_2, I_3)} F(I_1, I_2, I_3)dI_3. \quad (11.60)$$

With respect to the even part of the function  $\psi(I_1, I_2)$  this equation gives a unique solution and determines the even part of phase density.

In the simplest Jeans approximation

$$F(I_1, I_2, I_3) = \text{const} = 1 \quad (11.61)$$

and the kernel has the form

$$K(I_1, I_2; R, z) = \begin{cases} \pi z_0/R, & \text{for } R^2(I_1 + 2\Phi) \geq z_0^2 I_2^2, \\ 0, & \text{for } R^2(I_1 + 2\Phi) < z_0^2 I_2^2. \end{cases} \quad (11.62)$$

The integral equation reduces to (11.1) ( $I_1 = -2E, I = z_0 I_2$ ).

One possibility to solve non-Jeans approximation is to introduce instead of the energy integral  $I_1$  an integral

$$I'_1 = \frac{I_1}{1 + pI_3} \quad (11.63)$$

and to take

$$F(I'_1, I_2, I_3) = \frac{1}{1 + pI_3} \quad (11.64)$$

or in other words to take the phase density in form

$$\Psi(I_1, I_2, I_3) = \frac{1}{1 + pI_3} \psi \left( \frac{I_1}{1 + pI_3}, I_2 \right). \quad (11.65)$$

Here  $p$  is the parameter characterising the elongation of the velocity distribution along  $\xi_1$ -coordinate. For different  $I_2$  it may be different.

When compared with Eq 11.56 an additional factor  $(1 + pI_3)$  appears now in Jacobian, it reduces with  $F$  and after integration we find

$$K(I'_1, I_2; R, z) = \begin{cases} \frac{\pi z_0}{R} \frac{1}{\sqrt{(1-pI'_1\xi_1^2)(1-pI'_1\xi_2^2)}}, & \text{for } I_3^0(I'_1, I_2; \xi_1) \geq I_3^0(I'_1, I_2; \xi_2), \\ 0, & \text{for } I_3^0(I'_1, I_2; \xi_1) < I_3^0(I'_1, I_2; \xi_2), \end{cases} \quad (11.66)$$

where

$$I_3^0(I'_1, I_2; \xi) = \frac{\xi^2(\xi^2 - 1)I'_1 - \xi^2 I_2^2 + 2(\xi^2 - 1)\varphi(\xi)}{(\xi^2 - 1)(1 - pI'_1\xi^2)} \quad (11.67)$$

is the value of  $I_3$  in the case where  $w$  vanishes.

In Jeans approximation, the curve discriminating the regions in  $I_1, I_2$  diagram where  $k > 0$  from the regions where  $k \equiv 0$  is parabola. In non-Jeans case this curve in  $I'_1, I_2$  diagram is the third-order curve or has even more complicated form if  $p$  depends on  $I_2$ .

The value of the parameter  $p$  can be estimated by looking at the axial ratios of nearly ellipsoidal isosurfaces of the phase density in the velocity space near to its maximum. In case of sufficiently flat model for  $z = 0$  we have the following expression for the ratio of  $R$  and  $z$  semi-axis of ellipsoidal isosurfaces  $k_z$

$$k_z^2 - 1 = p \frac{2 + R^2}{\sqrt{1 + R^2}} \quad (11.68)$$

(when using of dimensionless  $R$  and dimensionless potential). As near to the Sun  $k_z \simeq 3.5$ , a realistic estimate for (dimensionless)  $p$  is  $p \simeq 1$  or a bit more. Surely, it will be better to assume  $p$  to be a function of  $I_2$ , giving that in the formula above  $p$  will be a function of  $R$ .

## 11.9. H. A model of very flat self-gravitating stellar system

The problem of the construction of the model of very flat self-gravitating axisymmetric and stationary stellar system is soluble quite simply by quadratures. The problem reduces into one-dimensional problem of stellar systems (cf. Chapters 1, 3, 6).

In this case we may use the integrals of nearly-circular motion (Kuzmin 1961).

$$I_1 = v_R^2 + k_R^2(R)v_\theta^2, \quad I_2 = R, \quad (11.69)$$

where  $k_R$  is axial ratio of the velocity ellipsoid

$$k_R^{-2} = \frac{1}{4} \frac{R\Phi_0''(R)}{\Phi_0'(R)} + \frac{3}{4}, \quad (11.70)$$

where  $\Phi_0(R)$  is the potential at  $z = 0$  and may be arbitrarily given. For the third integral we may take the Oort-Lindblad integral

$$I_3 = v_z^2 - 2[\Phi(R, z) - \Phi_0(R)]. \quad (11.71)$$

Substituting

$$\Psi = \Psi(I_1, I_3, R) \quad (11.72)$$

into the equation for the density we have

$$\rho(R, z) = \frac{\pi}{k_R} \iint \frac{\Psi(I_1, I_3, R)}{\sqrt{I_3 + 2(\Phi - \Phi_0)}} dI_1 dI_2. \quad (11.73)$$

The density satisfies the Poisson's equation having in present case the form

$$\frac{\partial^2 \Phi}{\partial z^2} = -4\pi G \rho(R, z). \quad (11.74)$$

With the Poisson's equation  $\rho(R, z)$  and  $\Phi(R, z) - \Phi_0(R)$  are mutually determinable and one of them can be given arbitrarily. This is the first solution of our problem. By knowing both functions we can find  $\rho$  as a function of  $\Phi - \Phi_0$  and  $R$ , and thus we can begin to solve the integral equation for the phase density. some restrictions must be imposed in order to have a unique solution for the phase density. As an example, we can introduce an integral  $I_1'$

$$I_1' = I_1 + k_z^2(R)I_3, \quad (11.75)$$

where the function  $k_z(R)$  is an arbitrary function, and to suppose

$$\Psi = \Psi(I_1'). \quad (11.76)$$

In this case the velocity distribution is ellipsoidal with the axial ratios of velocity ellipsoid  $1 : k_R^{-1} : k_z^{-1}$ .

The integral equation will have the form

$$\rho(R, \Phi - \Phi_0) = \frac{2\pi}{k_R k_z} \int_{2k_z^2(\Phi - \Phi_0)}^{\infty} \Psi(I_1') \sqrt{I_1' + 2k_z^2(\Phi - \Phi_0)} dI_1'. \quad (11.77)$$

This equation is a special case of generalised Abel equation and is soluble by quadratures, so the model construction is completed.

Instead of the phase density we may find the projection of phase density onto the  $v_z$  axis

$$f(I_3, R) = \frac{\pi}{k_R} \int \Psi(I_1, I_3, R) dI_1, \quad (11.78)$$

## 11. Models of stationary stellar systems with axial symmetry

without any assumptions about the dependence of  $\Psi$  on  $I_1$  and  $I_3$ . The integral equation for  $f$

$$\rho(\Phi - \Phi_0, R) = \int_{2(\Phi - \Phi_0)}^{\infty} \frac{f(I_3, R) dI_3}{\sqrt{I_3 + 2(\Phi - \Phi_0)}} \quad (11.79)$$

is again the Abel equation and is soluble by quadratures.

Another possibility to solve the problem is not to give  $\Phi - \Phi_0$  or  $\rho$  but to give  $\Psi(I_1, I_3, R)$  or  $f(I_3, R)$ . In this case we derive by quadratures  $\rho(R, \Phi - \Phi_0)$  and we solve the Poisson equation in form

$$\frac{\partial^2 \Phi}{\partial z^2} = 4\pi G \rho(\Phi - \Phi_0, R). \quad (11.80)$$

The result is soluble by quadratures, and the problem is solved.

The construction of the self-gravitating model of very flat stellar system was studied by Vandervoort (1967), but his equations were very complicated.

## 12. On the virial theorem and its applications.<sup>1</sup>

### 12.1. The virial theorem for a stationary stellar system

The following quantity is called virial

$$W = \sum \mathbf{r} \mathbf{f}, \quad (12.1)$$

where  $\mathbf{r}$  is a position vector for a point mass and  $\mathbf{f}$  is a force vector acting on a point mass. Summation is over all points belonging to the system.

Usually in the virial expression (12.1),  $\mathbf{r} \mathbf{f}$  is understood as the scalar multiplication of vectors  $\mathbf{r}$  and  $\mathbf{f}$  (the Clausius virial). But a natural generalisation is to interpret  $\mathbf{r} \mathbf{f}$  as a dyad, thus attributing the virial  $W$  the tensor character.

In a stellar system  $\mathbf{f}$  is the gravitational force acting on a star. If  $\mathbf{g}$  is the acceleration of a star, then

$$W = \sum m \mathbf{r} \mathbf{g}, \quad (12.2)$$

where  $m$  is stellar mass. By approximating a stellar system with the continuous mass distribution,  $W$  has the form

$$W = \int \rho \mathbf{r} \mathbf{g} dV, \quad (12.3)$$

where  $\rho$  is the density and  $dV$  is volume element.

From the identity

$$(\mathbf{r} \mathbf{r})'' = 2(\mathbf{v} \mathbf{v} + \mathbf{r} \mathbf{g}_s),$$

where  $\mathbf{v}$  is the velocity vector and  $s$  is the symmetric part of the tensor, results the tensor virial theorem for a stationary stellar system<sup>2</sup>

$$M \overline{\mathbf{v} \mathbf{v}} + W_s = 0, \quad (12.4)$$

where  $M$  is the mass of the system and bar designates the averaging.

<sup>1</sup> Tartu Astron. Observatory Publications, vol. 34, pp. 10–17, 1963.

<sup>2</sup> The method we used to derive Eq. (11.4) assumes finiteness of  $\overline{\mathbf{r} \mathbf{r}}$ . However, Eq. (11.4) is valid also for infinite  $\overline{\mathbf{r} \mathbf{r}}$  (as an example, for spherical Schuster or Hénon models). For stationary systems we have the hydrodynamic equations of stellar dynamics

$$\nabla(\rho \overline{\mathbf{v} \mathbf{v}}) = \rho \mathbf{g},$$

where the averaging is done over volume element. After multiplication of the equation by  $\mathbf{r}$  and integration over the space occupied by the stellar system we derive Eq. (11.4) ( $W = W_s$ , otherwise due to the force momenta the system can not be stationary). [Later footnote]

## 12. On the virial theorem and its applications

By taking the trace of Eq. (11.4) we obtain the usual virial theorem for stationary stellar systems. It is known, that the virial, according to its usual meaning, *i.e.* the trace of the tensor  $W$  for a self-gravitating systems<sup>3</sup> equals to its potential energy.

The virial theorem for stationary stellar systems may be applied also for systems which are stationary in rotating coordinates, and for non-self-gravitating systems (stationary perturbing field). In such cases the virial tensor consists of parts resulting from 1) self-gravitation, 2) tidal forces, 3) centrifugal forces, 4) Coriolis forces.

If the system has a rigid body rotation, the Coriolis' part of the virial vanishes,  $\overline{v\overline{v}}$  is the velocity dispersion tensor.

### 12.2. The virial of the inhomogeneous ellipsoid

For inhomogeneous ellipsoid the isodensity surfaces are similar coaxial ellipsoids. Their semi-axis (we assume them to be directed along the coordinate axis  $x_1, x_2, x_3$ ) are

$$a_1u, a_2u, a_3u$$

respectively, where  $a_1, a_2, a_3$  are constants and  $u$  depends on the dimensions of isosurfaces. The density  $\rho$  of inhomogeneous ellipsoid is a function of  $u$ .

It is known, that the elementary ellipsoidal layer (between  $u$  and  $u + du$ ) does not attract an inner mass point (Newton's theorem). Thus the potential energy of the gravitational interaction between the elementary ellipsoidal layer and an inner mass point is independent of the position of the latter.

Similar theorem may be proved also for the virial: the virial of the elementary ellipsoidal layer resulting from an inner mass point is independent of the position of the point.

In order to prove this, let us draw a chord through a given point P until it intersects with the ellipsoidal layer. Let the length and the direction of the chord be vector  $\mathbf{h}$ . The space angle  $d\Omega$  around the chord cuts out two masses from the layer. The total virial resulting from these two masses is

$$- Gm\rho \cdot \frac{\mathbf{h}\mathbf{h}}{h^2} \cdot h d h \cdot d\Omega, \quad (12.5)$$

where  $G$  is the gravitational constant,  $m$  – the mass of the point mass at P,  $dh$  – the length of the part of chord in ellipsoidal layer (it is the same at both sides of the chord).

From the properties of elementary ellipsoidal layer results, that the quantity  $h d h$  is independent of the position of P and depends only on the direction of the chord. The same is valid also for  $\mathbf{h}\mathbf{h}/h^2$ .

---

<sup>3</sup>When having not a self-gravitating stellar system but some kind of subsystem, then while using the virial theorem we must take into account all the forces, *i.e.* the virial of our subsystem must include the self-gravitation as well as the gravitation resulting from other subsystems. [Later footnote]

The virial of an ellipsoidal layer results after integration of Eq. 11.5 over all directions of a hemisphere. The result is independent of the position of point P, which was to be proved.

From this theorem can be concluded, that the virial of an elementary ellipsoidal layer caused by inner masses is independent of their distribution. Therefore, we can calculate the virial by assuming the inner mass distribution to be homogeneous. It forms homogeneous ellipsoid.

The component of the gravitational attraction along the coordinate  $x_i$  inside and on the surface of the homogeneous ellipsoid is

$$\pi G \alpha_i \rho x_i,$$

where  $\rho$  is the density of the homogeneous ellipsoid,  $\alpha_i$  is a coefficient depending on the axial ratios of the ellipsoid. The tables of coefficients  $\alpha_i$  were published by Mineur (1939).

It is easy to find the virial of an ellipsoidal layer resulting from the inner mass  $M(u)$  by using the above equations for the components of acceleration. The outer mass does not contribute to the virial of the layer.

After the integration over all layers, we derive for the diagonal components of tensor  $W$  that

$$W_{ii} = -\pi G \alpha_i a_i^2 \int_0^\infty M(u) \rho(u) u du. \quad (12.6)$$

For present choice of coordinates the non-diagonal elements equal to zero.

By taking into account the inhomogeneous distribution of the inner mass we have<sup>4</sup>

$$M(u) = 4\pi a_1 a_2 a_3 \int_0^u \rho(u) u^2 du. \quad (12.7)$$

For  $u \rightarrow \infty$  the mass  $M(u)$  approaches the total mass  $M$  of the system.

Similar results were obtained by van Wijk (1949). He expected the results to be only approximate but in fact they are precise.

If we introduce the “van Wijk’ mean”

$$\bar{\rho} = \frac{3 \int_0^\infty \rho(u) u du \int_0^u \rho(u) u^2 du}{\int_0^\infty \rho(u) u^4 du} \quad (12.8)$$

---

<sup>4</sup>For a stellar system which is stationary in non-moving coordinates from Eqs. (11.6) and (11.4) we have

$$\overline{v_i^2} = \frac{\alpha_i}{4} \frac{a_i^2}{a_1 a_2 a_3} G \left( \frac{\overline{M(u)}}{u} \right),$$

where averaging is taken with weights proportional to the mass of elementary ellipsoidal layer. This formula is valid also for a subsystem, if a subsystem and the system as a whole can be approximated by concentric coaxial and similar inhomogeneous spheroids. In this case  $M(u)$  means the total inner mass. The averaging is done with weights proportional to the mass of elementary ellipsoidal layer of the subsystem. [Later footnote]

## 12. On the virial theorem and its applications

(in designations being independent of the unit of  $u$ ) we may write Eq. (11.6) in form

$$W_{ii} = -\pi G \alpha_i \overline{x_i^2} \bar{\rho} M, \quad (12.9)$$

where  $\overline{x_i^2}$  is the mean of  $x_i^2$ . The equation is proportional to  $a_i^2$ .

### 12.3. The ellipsoidal stellar system having a rigid body rotation

Let us approximate a stellar system with inhomogeneous ellipsoid. We also assume that our system rotates about the axis  $x_3$  like a rigid body with an angular velocity  $\omega$  and is stationary in a system of coordinates rotating with the same velocity.

The gravitational virial is expressed by Eq. (12.9).

The components of the centrifugal acceleration are

$$\omega^2 x_1, \omega^2 x_2, 0.$$

Hence for the centrifugal virial we have

$$W'_{11} = \omega^2 \overline{x_1^2} M, \quad W'_{22} = \omega^2 \overline{x_2^2} M, \quad W'_{33} = 0. \quad (12.10)$$

In total we have

$$\begin{aligned} W_{11} &= -(\pi G \alpha_1 \bar{\rho} - \omega^2) \overline{x_1^2} M, \\ W_{22} &= -(\pi G \alpha_2 \bar{\rho} - \omega^2) \overline{x_2^2} M, \\ W_{33} &= -\pi G \alpha_3 \bar{\rho} \overline{x_3^2} M. \end{aligned} \quad (12.11)$$

If we assume a spherical velocity distribution

$$\overline{v_1^2} = \overline{v_2^2} = \overline{v_3^2} = \sigma^2 \quad (12.12)$$

from the virial theorem we have

$$(\pi G \alpha_1 \bar{\rho} - \omega^2) \overline{x_1^2} = (\pi G \alpha_2 \bar{\rho} - \omega^2) \overline{x_2^2} = \pi G \alpha_3 \bar{\rho} \overline{x_3^2} = \sigma^2 \quad (12.13)$$

These equations are analogous to those determining the equilibrium of homogeneous MacLaurin and Jacobi ellipsoids. But in the present case the ellipsoids are inhomogeneous and the density of the usual homogeneous ellipsoids of these types is replaced by van Wijk's mean density.

By using the results on the equilibrium of the homogeneous ellipsoids, we have the following condition for the stationary stellar system having a rigid body rotation and approximated with inhomogeneous ellipsoids

$$\frac{\pi G \bar{\rho}}{\omega^2} \geq 2.22. \quad (12.14)$$

This condition is satisfied by ellipsoids of revolution – “inhomogeneous MacLaurin ellipsoids”. Equality in Eq. (12.14) corresponds to the ellipsoid of revolution having the ratio of the polar axis to the equatorial one

$$\epsilon = 0.368. \quad (12.15)$$



For

$$\frac{\pi G \bar{\rho}}{\omega^2} \geq 2.67 \quad (12.16)$$

triaxial ellipsoids are possible – “inhomogeneous Jacobi ellipsoids”.

The model of inhomogeneous ellipsoid with rigid body rotation can be used to study the elliptical galaxies, galactic nuclei and probably barred galaxies.

The idea of using the equilibrium ellipsoids in stellar dynamics was formulated by Ogorodnikov (1958).

## 12.4. Ellipsoidal star cluster in a galaxy

Let us assume a star cluster moving on a circular orbit in a symmetry plane of an axially symmetric galaxy. We approximate the cluster with inhomogeneous ellipsoid with the axes  $x_1$  and  $x_3$  always directed along  $R$  and  $z$  coordinates of cylindrical coordinate system related to a galaxy. We assume that the cluster is stationary and has a rigid body rotation in these coordinates.

The components of tidal and centrifugal acceleration together are

$$\kappa_1 x_1, \quad 0, \quad \kappa_3 x_3.$$

Here

$$\kappa_1 = \frac{\partial F_R}{\partial R} - \frac{F_R}{R}, \quad \kappa_3 = \frac{\partial F_z}{\partial z}, \quad (12.17)$$

where  $F_R$  and  $F_z$  are the components of gravitational acceleration in a galaxy along  $R$  and  $z$  respectively. Hence the components of the virial due to tidal and centrifugal forces are

$$W'_{11} = \kappa_1 \overline{x_1^2} M, \quad W'_{22} = 0, \quad W'_{33} = \kappa_3 \overline{x_3^2} M. \quad (12.18)$$

By adding them to the components of gravitational virial, we have

$$\begin{aligned} W_{11} &= -(\pi G \alpha_1 \bar{\rho} - \kappa_1) \overline{x_1^2} M, \\ W_{22} &= -\pi G \alpha_2 \bar{\rho} \overline{x_2^2} M, \\ W_{33} &= -(\pi G \alpha_3 \bar{\rho} - \kappa_3) \overline{x_3^2} M. \end{aligned} \quad (12.19)$$

Under the assumption of spherical velocity distribution we find from the virial theorem

$$(\pi G \alpha_1 \bar{\rho} - \kappa_1) \overline{x_1^2} = \pi G \alpha_2 \bar{\rho} \overline{x_2^2} = (\pi G \alpha_3 \bar{\rho} - \kappa_3) \overline{x_3^2} = \sigma^2 \quad (12.20)$$

Similar results were derived by Mineur (1939) when he approximated a cluster with homogeneous ellipsoid. He calculated the tables for the solutions of the equations. Mineur' ellipsoids were generalised by van Wijk (1949) for the case of inhomogeneous ellipsoids by introducing the mean  $\bar{\rho}$ .

## 12. On the virial theorem and its applications

On the basis of Mineur' results the condition for the existence of a stationary cluster approximated by inhomogeneous ellipsoid is

$$\frac{\pi G \bar{\rho}}{\kappa_1} \geq \chi \left( -\frac{\kappa_3}{\kappa_1} \right). \quad (12.21)$$

The function  $\chi$  slowly rises with the argument, beginning from  $\chi = 3.56$  for  $\kappa_3/\kappa_1 = 0$ . Equality in Eq. (12.21) corresponds to the axial ratio

$$\frac{a_2}{a_1} = 0.51. \quad (12.22)$$

The ratio  $a_3/a_2$  decreases when  $-\kappa_3/\kappa_1$  increases beginning from one for  $\kappa_3/\kappa_1 = 0$ .

The parameters  $\kappa_1$  and  $\kappa_3$  are related to Oort-Kuzmin parameters  $A, B, C$  by

$$\kappa_1 = 4A(A - B), \quad \kappa_3 = -C^2. \quad (12.23)$$

In our Galaxy in the vicinity of the Sun  $\sqrt{\kappa_1}$  is about 50 km/s/kpc,  $-\kappa_3/\kappa_1 \sim 2.0$  (in Mineur' tables it corresponds to  $\chi = 4.2$ ). Now we find the condition (12.21) for the solar neighborhood<sup>5</sup>

$$\bar{\rho} \geq 5 \cdot 10^{-23} \text{g/cm}^3 = 0.8 M_{\odot}/\text{pc}^3.$$

Equality corresponds to ellipsoid with axial ratios

$$a_1 : a_2 : a_3 = 1 : 0.51 : 0.40.$$

This condition for  $\bar{\rho}$  is probably a better stability condition for a star cluster when compared with the well-known Bok's condition (Bok 1934).

March 1963

---

<sup>5</sup>These results have to be revised by taking into account new observational data. For the lowest value of  $\bar{\rho}$  in the vicinity of the Sun we find  $3.5 \cdot 10^{-23} \text{g/cm}^3 = 0.5 M_{\odot}/\text{pc}^3$  and the corresponding axial ratios of inhomogeneous ellipsoid are  $1 : 0.51 : 0.37$ .

## 13. On the existence of symmetry planes in stellar systems.<sup>1</sup>

### 13.1. Theorem on the existence of a symmetry plane

According to the well-known theorem by Lichtenstein (1933) the rotating equilibrium configuration of inhomogeneous gravitating fluid has a symmetry plane perpendicular to the rotational axis. Within certain conditions the similar theorem can be used in case of stellar systems.

If we neglect the irregular forces, the phase density  $\Psi$  becomes a function of integrals of regular motion of stars  $I(\mathbf{r}, \mathbf{v}, t)$  ( $\mathbf{r}$  – position vector,  $\mathbf{v}$  – velocity vector,  $t$  – time). Let the gravitational potential of a system  $\Phi$  belong to the family of potentials allowing the existence of the integrals of stellar motion in a form

$$I = I(\Phi, \mathbf{r}, \mathbf{v}) \quad (13.1)$$

where the dependence of  $I$  on his arguments is the same for the whole family (we reject the argument  $t$  as being unimportant). We assume that  $\Psi$  is a function of these integrals. In this case the density of stars in the coordinate space, being integral of  $\Psi$  over the velocity space, is

$$\rho = \rho(\Phi, \mathbf{r}). \quad (13.2)$$

Let us suppose

$$\frac{\partial \rho}{\partial \Phi} \geq 0 \quad (13.3)$$

and that in a suitably chosen system of coordinates  $\rho$  has a form

$$\rho = \rho(\Phi, x, y), \quad (13.4)$$

or

$$\rho = \rho(\Phi, x, y, z^2), \quad (13.5)$$

while

$$\frac{\partial \rho}{\partial z^2} < 0. \quad (13.6)$$

For every isodensity surface, let us draw in  $z$ -direction a family of chords through the region where  $\rho$  exceeds the value of  $\rho$  on the isosurface. Let at the centre of chords  $z = z_m(\rho, x, y)$  and  $z_m$  have an upper and lower bound.

Chords can be treated as elementary, close to each other, homogeneous gravitating columns. In this case  $\rho$  consists of their densities and  $\Phi$  – their potentials. The

---

<sup>1</sup> Tartu Astron. Observatory Publications, vol. 34, 18 – 37, 1963.

### 13. On the existence of symmetry planes in stellar systems

potential of a column is symmetric about the plane  $z = z_m$  and decreases when moving away along  $z$ .

From Eqs. (13.4) and (13.3) results that  $\Phi$  is the same at both ends of every column. From  $z_m$  being unbound and from the properties of column potential results that all  $z_m$  must be identical (otherwise the equality of potentials at both ends of a column is not possible at least for columns with  $z_m$  at upper and lower bounds of  $z_m$ ). The equality of all  $z_m$  means that the configuration has a symmetry plane at  $z = z_m = \text{const}$ .

If Eq. (13.5) is valid, the potential at both ends of columns is equal only when  $z_m = 0$ . If  $z_m > 0$ , from Eqs. (13.3) and (13.6) results that at the “upper” end of the column the potential is larger than at the “lower” end. If  $z_m < 0$  the situation is just the opposite; as the upper edge of  $z_m$  is non-positive, and the lower edge is non-negative,  $z_m = 0$  must hold. Therefore, we have a symmetry plane at  $z = 0$ .

#### 13.2. The case when the isosurfaces of the density and of the potential coincide

Let us assume that the isosurfaces of  $\rho$  and  $\Phi$  coincide, *i.e.*

$$\rho = \rho(\Phi), \quad (13.7)$$

and that Eq. (13.3) is valid. In that case from the theorem in previous section for any  $z$ -direction (if  $z_m$  are bounded), we have a symmetry plane. This is possible only when the configuration is spherically symmetric.

The conclusion about spherical symmetry is tightly related to our assumption about  $z_m$  being unbound in any  $z$ -direction. Without this assumption other configurations may result from Eq. (13.7). But according to their properties they are infinite.

Examples of this kind of infinite configurations are the cylindrically symmetric and the plane parallel configurations. In both cases the isosurfaces of  $\rho$  and  $\Phi$  coincide, being coaxial circular cylinders or parallel planes.

It is easy to demonstrate the existence of a symmetry plane for plane parallel configurations. One doesn't even need to use the theorem from previous section with the condition (13.3). The existence of a symmetry plane follows from Poisson's equation

$$\Phi''(z) + 4\pi G\rho(\Phi) = 0 \quad (13.8)$$

( $G$  is the gravitational constant). The solution of this equation is symmetrical about  $(z - z_m)$ , where  $z_m$  is an arbitrarily given value of  $z$  for which  $\Phi'(z) = 0$ .

#### 13.3. An application of the theorem to the existence of a symmetry plane

1.<sup>o</sup> Let us assume a stationary self-gravitating stellar system. From stationarity follows the existence of the integral of type (13.1) in form of the energy integral

$$I = v^2 - 2\Phi. \quad (13.9)$$

### 13.3. An application of the theorem to the existence of a symmetry plane

Let us assume that  $\Psi = \Psi(I)$ . In this case

$$\rho = 4\pi \int_0^\infty \Psi(I)v^2 dv = \rho(\Phi), \quad (13.10)$$

and we find that

$$\rho'(\Phi) = 4\pi \int_0^\infty \Psi dv \geq 0. \quad (13.11)$$

Now we may use the results from previous section. If the system is finite in the sense that  $z_m$  is bounded for all  $z$ , we have the spherically symmetrical configuration.

For spherical symmetry there exist also other integrals of motion which may serve as arguments of the stationary phase density (the angular momentum integral). The fact that omission of other integrals leads us to the case where such integrals exist, proves that for any finite stationary self-gravitating stellar system there must exist at least two integrals. This fact was mentioned earlier by us (Kuzmin 1953) and even before by Jeans (1919).

2.<sup>o</sup> Let us have a self-gravitating system which is stationary in rotating coordinates. In this case the ordinary energy integral is replaced by Jacobi integral

$$I = v^2 - 2\Phi - \omega^2 R^2, \quad (13.12)$$

where  $v$  is the velocity in rotating coordinates,  $\omega$  is the angular velocity and  $R$  – the distance from rotation axis. Let us assume again  $\Psi = \Psi(I)$ , then

$$\rho = \rho\left(\Phi + \frac{1}{2}\omega^2 R^2\right). \quad (13.13)$$

Equation (13.3) is still valid. From the theorem presented in Sect. 1 we conclude that such kind of finite system must have a symmetry plane perpendicular to the rotation axis. The existence of other symmetry planes does not follow from the theorem.

3.<sup>o</sup> Let us assume that a stationary system is not self-gravitating, but disturbed by tidal forces from other system. We limit ourselves to the quadratic terms of the perturbed potential (we assume it to be stationary as well). For a suitably chosen system of coordinates we have the integral

$$I = v^2 - 2\Phi - \sum_i \kappa_i x_i^2. \quad (13.14)$$

Here the last term, where  $\kappa_i$  are constants and  $x_i$  are orthogonal coordinates, signifies the sum of centrifugal and tidal potentials. For  $\Psi = \Psi(I)$  we have

$$\rho = \rho\left(\Phi + \frac{1}{2} \sum_i \kappa_i x_i^2\right) \quad (13.15)$$

and condition (13.3). From the theorem in Sect. 1 follows that for  $\kappa_i \leq 0$  the configuration has the symmetry plane perpendicular to the axis  $x_i$ .

### 13. On the existence of symmetry planes in stellar systems

As an example, let us have a stationary star cluster moving on circular orbit in a stationary axisymmetric galaxy. In this case  $\kappa_1 > 0$ ,  $\kappa_2 = 0$ ,  $\kappa_3 < 0$  (q.v. Chapter 12). Therefore, the cluster has the symmetry planes  $x_2 = \text{const}$  and  $x_3 = 0$ . The existence of the third plane does not follow from the theorem.

4.° Let us have a stationary self-gravitating system with rotational symmetry. In this case we have two integrals of type (13.1) – the energy integral and the momentum integral

$$I_1 = v^2 - 2\Phi, \quad I_2 = Rv_\theta, \quad (13.16)$$

where  $R$  is the distance from the symmetry axis,  $v_\theta$  – the velocity along  $\theta$ -coordinate in cylindrical coordinates. We assume  $\Psi = \Psi(I_1, I_2)$ . Then

$$\rho = 2\pi \int_{-\infty}^{\infty} \int_{v_\theta}^{\infty} \Psi(I_1, I_2) v dv dv_\theta = \rho(\Phi, R). \quad (13.17)$$

We find that

$$\frac{\partial \rho}{\partial \Phi} = 2\pi \int_{-\infty}^{\infty} \Psi_{v=v_\theta} dv_\theta \geq 0. \quad (13.18)$$

From the theorem in Sect. 1 follows the existence of the symmetry plane perpendicular to the symmetry axis (we assume also that configuration is finite in the sense used here).

### 13.4. The case of the third integral

Let us assume that in case of rotational symmetry in addition to the integrals (13.16) there exist one more argument in  $\Psi$  – the third integral in form of (Kuzmin 1953)

$$I_3 = (Rv_z - zv_R)^2 + z^2 v_\theta^2 + z_0^2 (v_z^2 - 2\Phi^*), \quad (13.19)$$

where  $v_R$ ,  $v_\theta$ ,  $v_z$  are the velocity components in cylindrical coordinates  $R$ ,  $\theta$ ,  $z$ , and  $z_0$  is a constant. The integral exists if the potential of a system has Eddington-Camm form (Eddington 1915b; Camm 1941)

$$\Phi = \varphi(\xi_1) - \varphi(\xi_2)\xi_1^2 - \xi_2^2, \quad (13.20)$$

and the function  $\Phi^*$  has the form

$$\Phi^* = \frac{\xi_2^2 \varphi(\xi_1) - \xi_1^2 \varphi(\xi_2)}{\xi_1^2 - \xi_2^2}. \quad (13.21)$$

In these expressions  $\varphi$  is an arbitrary continuous function with continuous first and second derivatives,  $\xi_1$  and  $\xi_2$  are elliptical coordinates related to  $R$  and  $z$  via

$$R = z_0 \sqrt{(\xi_1^2 - 1)(1 - \xi_2^2)}, \quad z = z_0 \xi_1 \xi_2 \quad (13.22)$$

and  $\xi_1 \geq 1$ ,  $|\xi_2| \leq 1$ . Isosurfaces of  $\xi_1$  and  $\xi_2$  are confocal ellipsoids and two-sheeted hyperboloids of revolution with the foci at  $R = 0$  and  $z = \pm z_0$ .

The existence of a symmetry plane can be proved with the aid of the Poisson's equation for  $R = 0$ .

If  $R = 0$  then  $z = \pm z_0 \xi_1$  for  $|z| \geq z_0$  and  $z = z_0 \xi_2$  for  $|z| \leq z_0$ . Because  $\varphi$  may have an arbitrary additive constant, we may take  $\varphi(1) = 0$ . In this case for  $R = 0$

$$\Phi_0(z) = \Phi_0^*(z) = \frac{z_0^2}{z^2 - z_0^2} \varphi\left(\frac{z}{z_0}\right). \quad (13.23)$$

For  $|z| \geq z_0$  the function  $\varphi$  and therefore also  $\Phi_0(z)$  must be even.

For  $R = 0$  the integrals have forms

$$\begin{aligned} I_1 &= v_R^2 + v_z^2 - 2\Phi_0(z), \\ I_2 &= 0, \\ I_3 &= z^2 v_R^2 + z_0^2 v_z^2 - 2z_0^2 \Phi_0(z). \end{aligned} \quad (13.24)$$

Hence, for  $\rho$  in case of  $R = 0$  we derive

$$\rho_0 = 2\pi \int_{-\infty}^{\infty} \int_0^{\infty} \Psi(I_1, 0, I_3) v_R dv_R dv_z = \rho_0(\Phi_0, z^2). \quad (13.25)$$

For derivatives  $\partial\Phi/\partial R$  and  $\partial^2\Phi/\partial R^2$  in case of  $R = 0$  we find

$$\left(\frac{\partial^2\Phi}{\partial R^2}\right)_0 = \left(\frac{\partial\Phi}{R\partial R}\right)_0 = \frac{z}{z^2 - z_0^2} \Phi_0'(z) - \frac{2z_0^2}{(z^2 - z_0^2)^2} [\Phi_0(z) - \Phi_0(z_0)]. \quad (13.26)$$

The Poisson's equation for  $R = 0$  results now

$$\Phi_0''(z) + \frac{2z}{z^2 - z_0^2} \Phi_0'(z) - \frac{4z_0^2}{(z^2 - z_0^2)^2} [\Phi_0(z) - \Phi_0(z_0)] + 4\pi G \rho_0(\Phi_0, z^2) = 0. \quad (13.27)$$

As the functions  $\Phi_0(z)$  and  $\Phi_0'(z)$  are continuous, the solution of Eq. (13.27) may be uniquely continued through the singular points  $z = \pm z_0$ . If  $|z| \geq z_0$  only the even solution of Eq. (13.27) is usable. By continuing the solution into the region  $|z| < z_0$  we have the even solution there as well. Thus, the function  $\varphi(\xi)$  is symmetric and has the symmetry plane at  $z = 0$ .

March 1963

*13. On the existence of symmetry planes in stellar systems*



## 14. On the theory of integrals of stellar motion<sup>1</sup>

### Summary

The integrals of motion are classified according to the degree of completeness with which they determine the gravitational potential.

Integrals of the first kind are “determining”: if given in a concrete form, they determine completely the corresponding gravitational field. Example: the integral of energy.

Integrals of the second kind are “cylindrical”: their equisurfaces in the velocity space are parallel cylinders, non-circular in general. In the coordinate space they are characterised by the vector lines which determine the direction of the cylinders. If the characteristic vector lines have orthogonal surfaces, the integral of the second kind is “surface determining”: it determines completely the behaviour of the potential on these surfaces. But the potential has an arbitrary term whose equisurfaces coincide with the orthogonal surfaces. Example: the two-dimensional energy integral. Example of a “degenerate” integral of the second kind: the integral of total angular momentum.

Integrals of the third kind are “plane”: their equisurfaces in the velocity space are parallel planes. In coordinate space they are characterised by vector lines which are orthogonal to these planes. The integrals of such kind are “line-determining”: they determine completely the behaviour of the potential on the characterising vector lines. The potential has an arbitrary term whose equisurfaces coincide with characterising vector lines. Example: the one-dimensional energy integral. Example of a degenerate integral of this kind: the integral of angular momentum.

The integrals of the third kind imply minimal restrictions on the gravitational potential.

Various forms of the dependence of the integral on the velocities are considered.

In the case of the integrals of the third kind (“plane integrals”) the characterising vector lines are equidistant: the mutual distances between the neighbouring lines do not vary along the lines. If the integral is conservative, it is reduced to the form

$$I = v_z^2 - 2U(z) \quad (14.1)$$

(one-dimensional energy integral) or to the form

$$I = R^2 v_\theta^2 - 2U(\theta). \quad (14.2)$$

---

<sup>1</sup> Published in Tartu Astron. Observatory Publications, vol. 34, pp. 457-481, 1964

14. On the theory of integrals of stellar motion

Here  $v_\theta$  and  $v_z$  are velocities in cylindrical coordinates and  $U$  are functions of coordinates. The corresponding forms of the potential are

$$\Phi = I(z) + V(x, y, t) \quad (14.3)$$

and

$$\Phi = \frac{1}{R^2}U(\theta) + V(R, z, t). \quad (14.4)$$

Functions  $V(x, y, t)$  and  $V(R, z, t)$  are arbitrary and are not determined by the integrals. The degenerate plane conservative integrals are represented by the forms

$$I = z_z \quad (14.5)$$

and

$$I = Rv_\theta + kv_z, \quad (14.6)$$

to which the potential

$$\Phi = V(x, y, t) \quad (14.7)$$

and the potential with helical symmetry

$$\Phi = V(R, z - k\theta, t) \quad (14.8)$$

correspond,  $k$  is a constant.

In real stellar systems, only the integral (14.6) with  $k = 0$  can be correct. Thus, the conservative integral which imposes minimal restrictions on the potential and which can correspond to a real stellar system is reduced to the integral of angular momentum and the restrictions to the axial symmetry (Idlis 1961, theorem).

From among the integrals of the second kind only the ‘‘circular cylindrical’’ conservative integrals are considered. They are reduced to the form

$$I = v_x^2 + v_y^2 - 2U(x, y), \quad (14.9)$$

(two-dimensional energy integral) and to the form

$$I = (\mathbf{r} \times \mathbf{v})^2 - 2U\left(\frac{\mathbf{r}}{r}\right) \quad (14.10)$$

with corresponding potentials

$$\Phi = U(x, y) + V(z, t) \quad (14.11)$$

and

$$\Phi = \frac{1}{r^2}U\left(\frac{\mathbf{r}}{r}\right) + V(r, t). \quad (14.12)$$

If the integrals are degenerate, we have the forms

$$I = v_x^2 + v_y^2, \quad (14.13)$$

$$\Phi = V(z, t), \quad (14.14)$$

$$I = (\mathbf{r} \times \mathbf{v})^2, \quad (14.15)$$

$$\Phi = V(r, t). \quad (14.16)$$

Only the integral of total angular momentum (14.15) can be correct for a real stellar system.

From among the integrals of the first kind the “spherical” non-conservative integral is considered. This form can be reduced to Chandrasekhar (1942) spherical quadratic integral. The same is true with the integral whose dependence on velocities is not given in advance, but which has the potential as an explicit argument (Idlis 1961, form).

All the forms of integrals considered turn out to be the integrals, quadratic (or linear) in the velocities. The more general “ellipsoidal” integral can also be reduced to quadratic one, as shown by Garwick (1943).

Chandrasekhar’s spherical non-conservative integral represents no other than the Jacobi integral in coordinates and time, transformed by Schürer (1943) transformation. Consequently, this integral, by itself, has nothing to do with the spiral structure of galaxies, contrary to Chandrasekhar’s well known theory.

The ellipsoidal non-conservative quadratic integral, obtained by Chandrasekhar, is a combination of the spherical integral and the angular momentum integral. A more general form of the non-conservative ellipsoidal integral has been found recently by Genkin (1962). These integrals can be obtained from the integral of energy, the angular momentum integral, and the third conservative integral by Schurer’s transformation.

Quadratic non-conservative integrals have an essential deficiency as pointed out by Kurth (1949a). Assuming the phase density to be a function of these integrals, we come to a contradiction with the Poisson equation, except the case when the space density is independent of coordinates, which cannot correspond to a real stellar system. The only way to avoid this difficulty is to assume that the mass of the stellar system varies with time (for example by dissipation of stars from the system due to the irregular gravitational forces). In this way we can obtain a model of a non-stationary stellar system without any inner contradiction. The variation in time of such a model should be, however, of a very special kind due to the special character of the integrals used, which is by far not necessary in the dynamics of non-stationary stellar systems.

May 1964

*14. On the theory of integrals of stellar motion*

## 15. Hydrodynamic models of spherical stellar systems.<sup>1</sup>

### Summary

A steady stellar system with complete spherical symmetry is described hydrodynamically by three functions: the space density,  $\rho(r)$ , the radial velocity dispersion,  $\sigma_r(r)$ , and the transversal velocity dispersion,  $\sigma_t(r)$ ,  $r$  being the distance from the centre of the stellar system. They are mutually connected by the hydrodynamic equation

$$\frac{d\rho\sigma_r^2}{dr} + \frac{2}{r}\rho(\sigma_r^2 - \sigma_t^2) = \rho\frac{d\Phi}{dr}. \quad (15.1)$$

In addition, we have the Poisson equation

$$\frac{d^2\Phi}{dr^2} + \frac{2}{r}\frac{d\Phi}{dr} = -4\pi G\rho \quad (15.2)$$

for the gravitational potential  $\Phi(r)$ .

It is possible to obtain a model of a steady spherical stellar system “purely hydrodynamical”, without any specific assumption about the phase density. For this purpose we need two additional relations between the hydrodynamic functions, the potential  $\Phi$  and  $r$ . These relations enable us to eliminate the velocity dispersions and to solve at first the hydrodynamic equation, and thereafter the Poisson equation. A similar method in the phase-density description is to fix the phase density as function of the integrals of motion. This enables us to deduce the function  $\rho(\Phi, r)$  and then to solve the Poisson equation.

In the manner described we can obtain hydrodynamically the polytropic models, for instance, if we admit the relations

$$\sigma_r^2(r) = (1 + \lambda r^2)\sigma_t^2 = [\Phi(r) - \Phi(r_e)]/(n + 1). \quad (15.3)$$

Here  $r_e$  is the radius of the model,  $n$  the index of polytrope and  $\lambda$  a constant. If  $\lambda = 0$ , we obtain usual polytropic models, otherwise the generalised ones, for which the dispersions  $\sigma_r^2$  and  $\sigma_t^2$  are not equal.

More general polytropic models (generalised polytropic models of the second kind) are hydrodynamically defined by the only relation

$$n\sigma_r^2 + (1 + \lambda r^2)\sigma_t^2 = \Phi(r) - \Phi(r_e). \quad (15.4)$$

In this case the second relation remains arbitrary.

---

<sup>1</sup> Tartu Astron. Observatory Publications, vol. 36, pp. 3-37, 1968. Coauthor Ü.-I. K. Veltmann.

## 15. Hydrodynamic models of spherical stellar systems

The Schuster-Eddington polytropic model,  $n = 5$ ,  $\lambda = 0$ , described by simple formulae

$$\rho(r) = \rho(0)[1 + (r/r_0)^2]^{-5/2} \quad (15.5)$$

and

$$\Phi(r) = \Phi(0)[1 + (r/r_0)^2]^{-1/2} \quad (15.6)$$

for the density and the potential, is one of the most important polytropic model. There exists another very interesting polytropic Schuster model,  $n = 3$ ,  $\lambda = r_0^2$ , with radially prolate velocity distribution ( $r_0$  is the characteristic distance in the Schuster law, assumed later to be unity). We call these two models as “standard Schuster models” I and II respectively.

It is possible to use for obtaining of hydrodynamic models instead of “deductive” method, described above, the method, in which the order of the solution of the equations is inverse. Instead of one additional relation we fix the density function  $\rho(r)$ . Then we solve the Poisson equation and thereafter the hydrodynamic equation using the remaining additional relation. This “inductive” method has been systematically worked out at Tartu for the phase-density description. It is by far superior in practice, because this is the only function, which is known from observations. Moreover, we have no difficulty in obtaining various models with finite mass, but with an infinite radius. It is known that irregular gravitational forces tend to increase the radius of stellar system as much as possible.

To establish the necessary additional relation we can depart from the relation

$$n(r)\sigma_r^2 + (1 + \lambda r^2)\sigma_r^2 = \Phi(r) - \Phi(r_e), \quad (15.7)$$

in which we replace in the general case the constant index of polytrope  $n$  by a variable effective index  $n(r)$ . Eliminating  $\sigma_r^2(r)$  from the hydrodynamic equation (15.1) we find the expression

$$\begin{aligned} \sigma_r^2(r) = \int_0^r \exp \left\{ -2 \int_s^r \left[ 1 + \frac{n(u)}{1 + \lambda u^2} \right] \frac{du}{u} \right\} \cdot \\ \cdot \frac{\rho(s)}{\rho(r)} \frac{1 + \lambda s^2}{s^2} \phi'(s) ds \end{aligned} \quad (15.8)$$

(or a similar expression in which we integrate from  $r$  to  $r_e$ ) as its solution. Here

$$\phi(r) = [\Phi(r) - \Phi(r_e)](1 + \lambda r^2)^{-1} r^2. \quad (15.9)$$

It should be noticed that we can attribute any value of  $\lambda$  for a given model, if we choose appropriate function  $n(r)$ . However, for a certain value of  $\lambda$  the expression for  $n(r)$  may become very simple. For instance, if we choose for a generalised polytropic model its “own” value of  $\lambda$ , the function  $n(r)$  becomes a constant.

We adopt the expression

$$\frac{n(r)}{1 + \lambda r^2} = n - m \frac{\mu r^2}{1 + \mu r^2} = \frac{n + (n - m)\mu r^2}{1 + \mu r^2} \quad (15.10)$$

for the function  $n(r)$ , where  $\lambda, \mu, m, n$  are parameters. The parameter  $n$  has the meaning of  $n(0)$ . For  $\lambda = 0$  and infinite models  $n - m = n(\infty)$ . The additional relation now takes the form

$$[n + (n - m)\mu r^2]\sigma_r^2 + (1 + \mu r^2)\sigma_t^2 = [\Phi(r) - \Phi(r_e)](1 + \mu r^2)/(1 + \lambda r^2). \quad (15.11)$$

It defines a wide class of hydrodynamic models, which contains the generalised polytropic models as special cases  $\lambda = m = 0$  and  $\lambda = \mu, m = n$ . The solution for  $\sigma_r^2(r)$  takes the form

$$\sigma_r^2(r) = \int_0^r \left(\frac{s^2}{r^2}\right)^{n+1} \left(\frac{1 + \mu s^2}{1 + \mu r^2}\right)^{-m} \frac{\rho(s)}{\rho(r)} \frac{1 + \lambda s^2}{s^2} \phi'(s) ds. \quad (15.12)$$

Evidently, the condition  $\lambda > -r_e^{-2}$  must be fulfilled, except the case  $\lambda = \mu$ .

To concretise the density  $\rho(r)$  we adopt in this paper the Schuster law, which is a good approximation to the observational data for many spherical systems (from globular clusters, open clusters to clusters of galaxies). The additional relation and the solution for  $\sigma_r^2(r)$  take the form

$$[n + (n - m)\mu r^2]\sigma_r^2 + (1 + \mu r^2)\sigma_t^2 = \Phi(r)(1 + \mu r^2)/(1 + \lambda r^2) \quad (15.13)$$

and

$$\sigma_r^2(r) = \Phi(r) \int_0^r \left(\frac{s^2}{r^2}\right)^{n+1} \left(\frac{1 + \mu s^2}{1 + \mu r^2}\right)^{-m} \left(\frac{1 + s^2}{1 + r^2}\right)^{-3} \frac{2 + s^2 - \lambda s^4}{(1 + s^2)(1 + \lambda s^2)} \frac{ds}{s}, \quad (15.14)$$

where  $\Phi(r)$  is to be inserted according to

$$\Phi(r) = \Phi(0)(1 + r^2)^{-1/2}. \quad (15.15)$$

This family of the Schuster models includes both standard models. Besides of the series of generalised polytropic models, they belong to the series of models  $\sigma_r^2/\Phi = \text{const}$ . For the latter the velocity dispersion is expressed by the simple formulae

$$\sigma_r^2/\Phi = 1/(n + 1) \quad (15.16)$$

and

$$\sigma_t^2/\Phi = [1 + \frac{1}{2}(n - 3)r^2]/(n + 1)(1 + r^2). \quad (15.17)$$

For the velocity dispersion at small  $r$  the expansions

$$\frac{\sigma_r^2}{\Phi} = \frac{1}{n + 1} \left[ 1 + \frac{m\mu - (n + 1)\lambda - \frac{1}{2}(n - 5)}{n + 2} r^2 + \dots \right] \quad (15.18)$$

and

$$\frac{\sigma_t^2}{\Phi} = \frac{1}{n + 1} \left[ 1 + \frac{2m\mu - 2(n + 1)\lambda + \frac{1}{2}n(n - 5)}{n + 2} r^2 + \dots \right] \quad (15.19)$$

## 15. Hydrodynamic models of spherical stellar systems

can be derived. If we try to obtain the asymptotic expansion, the distinct division of our family of models into two subfamilies,  $\lambda = 0$  and  $\lambda \neq 0$ , ( $\lambda > 0$ , in general) becomes evident. For  $\lambda = 0$  the asymptotic expansions are given by

$$\frac{\sigma_r^2}{\Phi} \sim \frac{1}{2(n-m-2)} \left( 1 - \frac{m\mu^{-1} - n + m + 5}{n-m-3} r^{-2} + \dots \right) \quad (15.20)$$

and

$$\frac{\sigma_t^2}{\Phi} \sim \frac{1}{2(n-m-2)} \left[ n-m-4 + \frac{3m\mu^{-1} - (n-m)(n-m-5)}{n-m-3} r^{-2} + \dots \right], \quad (15.21)$$

for  $\lambda \neq 0$  by

$$\frac{\sigma_r^2}{\Phi} \sim \frac{1}{2(n-m+2)} \left[ 1 + \frac{m\mu^{-1} - 2(n-m+2)\lambda^{-1} - m+n+1}{n-m+3} r^{-2} + \dots \right] \quad (15.22)$$

and

$$\frac{\sigma_t^2}{\Phi} \sim \frac{1}{2(n-m+2)} \left[ m-n - \frac{3m\mu^{-1} - 6(m-n+2)\lambda^{-1} - (m-n-1)(m-n)}{n-m+3} r^{-2} + \dots \right]. \quad (15.23)$$

In the latter case an additional condition at  $r \rightarrow \infty$  must be fulfilled. As consequence of this condition the subfamily  $\lambda \neq 0$  becomes three-parametric, like the subfamily  $\lambda = 0$ . From the asymptotic expansions the necessary conditions for  $\sigma_r^2(r)$  being non-negative can be derived.

The integral, involving in formula (15.14) for  $\sigma_r^2$ , can be expressed in terms of the Lauricella generalised hypergeometric function of the kind  $D$ . Its integral representation has the form

$$B(a, c-a)F(a; b_i; c; z_i) = \int_0^1 \Pi_i (1-z_i t)^{-b_i} t^{a-1} (1-t)^{c-a-1} dt, \quad (15.24)$$

where  $a, b_i, c$  are the parameters and  $z_i$  the arguments. In section 8 of the original paper some properties of this function are listed: special values, reduction of arguments, transformations, recurrent formulae, derivatives, power expansions (square brackets are used in formulae to distinguish one of the parameters or one of the arguments).

Sections 9 and 10 of the original paper were omitted in the Thesis and they were not summarised also in here.

The models  $\lambda = 0, \mu = 1$  have been studied in more detail. The expression for  $\sigma_r^2$  reduces in this case to the formula

$$\frac{\sigma_r^2}{\Phi} = \frac{1}{n+1} F(1, m+3; n+2; y) - \frac{y}{2(n+2)} F(1, m+4; n+3; y), \quad (15.25)$$



which after some transformations takes the form

$$\frac{\sigma_r^2}{\Phi} = \frac{1}{2(n-m-2)} \left[ 1 + \frac{n-2m-5}{n+1} F(r) \right], \quad (15.26)$$

where

$$F(r) = F(1, n-m-2; n+2; -r^2). \quad (15.27)$$

In the first stage of this work the models  $\lambda = 0$ ,  $m = 0$  were considered. The values of the parameter  $n$  were chosen mainly in the interval  $4 \leq n < 5$ , in which the velocity distribution is prolate.

Later, however, we found the possibilities to obtain essentially better models, in which the two properties, expected from the theory of the irregular gravitational forces, are taken into account: the prolateness of the velocity distribution in the outer regions of the model, and the approach to the isothermal state in the inner regions.

The value  $n(\infty) = n - m = 4$ , which corresponds to the extreme prolateness of the velocity distribution in the outer region of the model, has been adopted. The various values  $m \geq 0$  were taken to obtain various degrees of increase of the effective index of polytrope toward the centre.

In Fig. 15.1 calculated velocity dispersions  $\sigma_r^2(r)$ ,  $\sigma_t^2(r)$  and the mean dispersion

$$\sigma^2(r) = \frac{1}{3}\sigma_r^2(r) + \frac{2}{3}\sigma_t^2(r) \quad (15.28)$$

are given. For comparison the velocity dispersion  $\sigma_r^2(r)$  in the Schuster-Eddington model is plotted by dashed curves.

As seen, the graphs take the shape of a “bird head” for larger  $m$ : the transversal velocity dispersion becomes larger than the radial dispersion at small  $r$ . On the other hand, the “isothermal plateau”, where the mean dispersion is approximately constant, arises.

Apparently, the models with  $m$  between 1 and 2 ( $n$  between 5 and 6) are the most suitable, from among of the models considered, to describe hydrodynamically the spherical stellar systems, in which the irregular gravitational forces are acting.

October 1967

15. Hydrodynamic models of spherical stellar systems

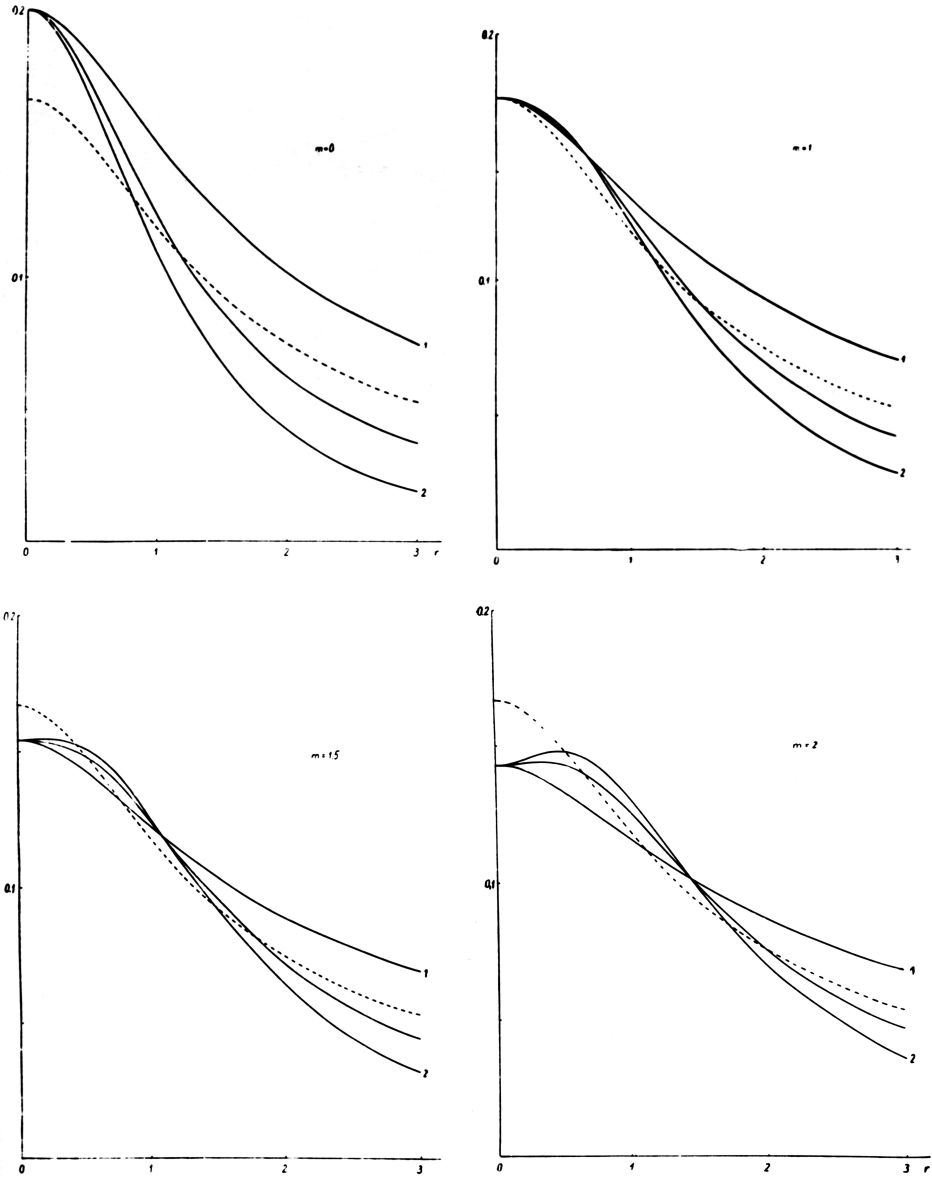


Figure 15.1.: Dispersions  $\sigma_r^2(r)$  and  $\sigma_t^2(r)$  are shown by solid lines, marked by 1 and 2 respectively. For comparison the mean dispersion  $\sigma^2(r)$  and the dispersion for the Schuster-Eddington model  $\sigma_r^2(r)$  are plotted by solid unmarked and dashed curves respectively. Dispersions are given in units of the potential in the centre  $\Phi(0)$ . Data are given for model parameter  $m = 0, 1, 1.5, 2$ .

## 16. Lindblad diagram and isochronic models.<sup>1</sup>

### Summary

We use in this paper, like in some previous ones, the Lindblad diagram to visualise the structure of a stellar system. The integrals of motion, usually two in number, entering into the phase density as arguments, serve as the coordinates of the Lindblad diagram. The so-called characteristic lines bound the regions, everyone of which represents velocity space at given space coordinates. The totality of these more or less overlapping regions restricted by the envelope of the characteristic lines represents the phase space. Hence, if isolines of the phase density are drawn on the diagram, one gets a picture of the entire spatial-kinematical structure of a stellar system.

If the phase density depends on three integrals, the diagram becomes three-dimensional (Kuzmin 1956a). In the case of more than three integrals of motion the regions representing the velocity spaces do not longer overlap and are occupying separate three-dimensional hypersurfaces in the space of the integrals of motion.

Characteristic lines (surfaces) together with their envelope form the frame of the Lindblad diagram, which is fixed, provided the gravitational potential of the system is given. But the isolines of the phase density may vary, since the solution for the phase density, in spite of the mass distribution being the same, is not unique.

In a previous paper (Kuzmin 1962b) the two-dimensional Lindblad diagram was used to illustrate the structure of a family of self-gravitating phase models found for steady axially symmetric stellar systems. The spherical limiting case of these models is identical with the isochronic model with spherical velocity distribution, found independently from these models by Hénon (1959, 1960a). The Lindblad diagram for spherical stellar systems with non-spherical velocity distribution was discussed in two other papers (Veltmann 1965, 1966b). The Schuster law for the space density was used there.

In the present paper the discussion of the Lindblad diagram for spherical stellar system is continued. The aim of the paper is to study the kinematical structure of the isochronic models with a non-spherical velocity distribution. For comparison, the Schuster models are also treated.

We assume for a spherical steady stellar system the complete spherical symmetry. In this case the phase density depends on two arguments – the energy integral,  $I_1$ , and the angular momentum integral,  $I_2$ . In their expressions

$$I_1 = v_r^2 + v_t^2 - 2\Phi(r) \quad (16.1)$$

---

<sup>1</sup> Tartu Astron. Observatory Publications, vol. 36, pp. 470-500, 1968. Coauthor Ü.-I. K. Veltmann.

## 16. Lindblad diagram and isochronic models

and

$$I_2 = rv_t, \quad (16.2)$$

$v_r$  and  $v_t$  denote the radial and transversal velocity components,  $\Phi(r)$  is the gravitational potential and  $r$  is the distance from the centre of the system. The potential is related to the total mass density  $\rho(r)$  of the system by the Poisson equation

$$\Phi''(r) + 2\Phi'(r)/r + 4\pi G\rho(r) = 0, \quad (16.3)$$

or by its solution

$$\Phi(r) = 4\pi G \left[ r^{-1} \int_0^r \rho(r)r^2 dr + \int_r^\infty \rho(r)r dr \right]. \quad (16.4)$$

We consider  $-I_1$  and  $I_2^2$  as the coordinates on the Lindblad diagram. The overlapping regions  $D(r)$ , which represent the velocity spaces for given values of  $r$ , are restricted by the characteristic straight lines

$$I_1 - r^{-2}I_2^2 + 2\Phi(r) = 0 \quad (16.5)$$

and by the  $I_1$  axis. A net of parallel straight isolines

$$v_r^2 = I_1 - r^{-2}I_2^2 + 2\Phi(r), \quad v_t^2 = r^{-2}I_2^2, \quad (16.6)$$

$v_r^2 = \text{const}$ ,  $v_t^2 = \text{const}$  can be drawn for every such region.

Because the integration of the phase density over the velocity space gives the space density, we have for the phase density  $\Psi$  the integral equation

$$\rho(r) = \pi r^{-2} \iint_{v_r^2 \geq 0} \Psi(-I_1, I_2^2) v_r^{-1} dI_1 dI_2^2. \quad (16.7)$$

In the latter equation the densities need not necessarily be the total mass densities unlike  $\rho(r)$  in the Poisson equation.

The envelope of the characteristic lines and  $I_1$  axis together bound the area  $D$  of physically possible values of the integrals of motion. The area  $D$  represents the entire phase space. The equations

$$\begin{aligned} -I_1 &= 2\Phi(r) + \Phi'(r)r, \\ I_2^2 &= -\Phi'(r)r^3, \end{aligned} \quad (16.8)$$

are the parametric equations of the envelope. It is a regular descending concave curve, which is tangent to the  $I_1$  axis at its highest point,  $-I_1 = 2\Phi_0$ ,  $I_2^2 = 0$ ,  $\Phi_0$  being the potential at the centre of the system. The envelope behaves here like the parabola which depends on the central density  $\rho_0$ . At great values of  $I_2^2$  the envelope tends to the  $I_2^2$  axis and can be approximated by the hyperbola

$$3(2\Phi_0 + I_1)^3 = 16\pi G\rho_0 I_2^2. \quad (16.9)$$

The latter depends on  $M$ , the total mass.

Dimensionless coordinates  $\chi$  and  $\xi$  on the Lindblad diagram are introduced according to formula

$$\chi = -I_1/2\Phi_0, \quad \xi = I_2^2/2\Phi_0 r_0^2. \quad (16.10)$$

The coordinate  $\chi$  means the negative energy per unit mass, measured in units  $\Phi_0$ , and the coordinate  $\xi$  a half of the squared angular momentum per unit mass, measured in units  $\Phi_0 r_0^2$ , where  $r_0$  is a certain characteristic distance. Further, the dimensionless potential  $\Phi$ , squared velocity components  $v_r^2, v_t^2$  (unit  $\Phi_0$ ), density (unit  $\rho_0$ ) and phase density (unit  $\Phi_0^{-1/2} \rho_0$ ) are introduced. The transitions

$$\left. \begin{aligned} r_0, \Phi_0, \rho_0 &\rightarrow 1, & -I_1 &\rightarrow 2x, & I_2^2 &\rightarrow 2\xi, \\ 4\pi G &\rightarrow 4\pi G \rho_0 r_0^2 / \Phi_0 = \rho_0 r_0^2 / \int_0^\infty \rho(r) r dr \end{aligned} \right\} \quad (16.11)$$

transform the formulae into dimensionless ones. In particular, the equation for the characteristic lines becomes

$$\left\{ \begin{aligned} \chi &= \Phi(r) + \frac{1}{2}\Phi'(r)r, \\ \xi &= -\frac{1}{2}\Phi'(r). \end{aligned} \right. \quad (16.12)$$

The coordinates of the highest point of the envelope of the characteristic lines are now  $\chi = 1, \xi = 0$ . The equations of the limiting parabola and hyperbola becomes

$$(1-x)^2 = k_1 \xi \quad \text{when } \xi \rightarrow 0, \quad (16.13)$$

and

$$x^{-1} = k_2 \xi \quad \text{when } \xi \rightarrow 0, \quad (16.14)$$

with constants  $k_1$  and  $k_2$  according to

$$k_1 = 8\pi G \rho_0 r_0^2 / 3\Psi_0 = 2\rho_0 r_0^2 / 3 \int_0^\infty \rho(r) r dr \quad (16.15)$$

and

$$k_2 = (2\Phi_p r_0 / GM)^2 = \left[ 2r_0 \int_0^\infty \rho(r) r dr / \int_0^\infty \rho(r) r^2 dr \right]^2. \quad (16.16)$$

Thereafter, envelopes of the characteristic lines for the Schuster model and the isochronic model are discussed. The expression of the dimensionless potential and the density has the form

$$\Phi(r) = \zeta^{-1}, \quad \rho(r) = \zeta^{-5} \quad (16.17)$$

for the Schuster model, and

$$\Phi(r) = 2(\zeta + 1)^{-1} \quad (16.18)$$

## 16. Lindblad diagram and isochronic models

and

$$\rho(r) = \frac{4}{3}\zeta^{-3}(\zeta + 1)^{-2}(2\zeta + 1) \quad (16.19)$$

for the isochronic one, with  $\zeta$  expressed by

$$\zeta^2 = 1 + \kappa r^2. \quad (16.20)$$

In the latter formula  $\kappa$  is a constant, which depends on the choice of the characteristic distance  $r_0$ . The envelope for the Schuster model is a part of the fourth degree algebraic curve

$$4xy^3 - 27x^2 + 18xy + y^2 + 4 = 0 \quad (16.21)$$

( $y = x - \kappa\xi$ ). In the case of the isochronic model the envelope turns out to be a part of the hyperbola

$$\kappa x\xi = (1 - x)^2. \quad (16.22)$$

We have  $k_1 = 2\kappa$ ,  $k_2 = 4\kappa$  for the Schuster model, and  $k_1 = k_2 = 2\kappa$  for the isochronic one. We take  $\kappa = 1$  in the first case and  $\kappa = 2$  in the second case. The constants are now equal and therefore the curvatures of the envelopes at their highest points are the same.

The integral equation (16.7) for the phase density in dimensionless variables takes the form

$$\rho(r) = 2\sqrt{2}\pi r^{-2} \iint_{D(r)} \Psi(x, \xi) [\Phi(r) - x - r^{-2}\xi]^{-1/2} dx d\xi. \quad (16.23)$$

In previous papers (Veltmann 1964, 1965, 1966b,a) the generalised polytropic models have been studied. For such models the phase density has the form  $\Psi_0 \kappa^\alpha \psi(\xi)$ . Here the constant  $\Psi_0$  is chosen according to

$$\Psi_0^{-1} = 4\sqrt{2}\pi B(\alpha + 1, 3/3), \quad (16.24)$$

which makes  $\psi(0) = 1$ . The exponent  $\alpha$  defines the index of polytrope,  $n = \alpha + 3/2$ . The integral equation (16.23) takes now the form of the generalised Abel equation

$$g(\eta) = n \int_0^\eta (\eta - \xi)^{n-1} \psi(\xi) d\xi \quad (16.25)$$

or

$$f(\eta) = n \int_0^1 (1 - s)^{n-1} \psi(\eta s) ds \quad (16.26)$$

with given functions defined by

$$g(\eta) = \eta^n f(\eta), \quad (16.27)$$

$$f(\eta) = \rho(r) [\Phi(r)]^{-n}, \quad (16.28)$$

$$\eta(r) = \Phi(r) r^2. \quad (16.29)$$

As the solution we have the expression

$$\psi(\xi) = \frac{1}{\Gamma(n+1)\Gamma(l-n)} \frac{d^l}{d\xi^l} \int_0^\xi (\xi - \eta)^{l-n-1} g(\eta) d\eta, \quad (16.30)$$

which reduces to

$$\psi(\xi) = \frac{1}{n!} g^{(n)}(\xi), \quad (16.31)$$

if  $n$  is a natural number.

The solutions of the integral equation (16.25) for the Schuster and isochronic models are considered according to the papers Veltmann (1964, 1965, 1966b,a). For the isochronic model the function  $\psi(\xi)$  can be expressed in terms of the Appel hypergeometric functions, according to formulae

$$\psi(\xi) = \frac{2}{3}\psi_2(\xi) + \frac{1}{3}\psi_3(\xi), \quad (16.32)$$

where

$$\psi_i(\xi) = F(n+1; 2-n, i; 1; -\frac{1}{2}\xi, -\xi) \quad (16.33)$$

or

$$\psi_i(\xi) = f_i(\xi)h_i(\xi), \quad (16.34)$$

$$f_i(\xi) = \vartheta^{-i} \left( \frac{\vartheta+1}{2} \right)^{n-2}, \quad (16.35)$$

$$\vartheta = 1 + \xi, \quad (16.36)$$

$$h_i(\xi) = F(-n; 2-n, i; 1; z_1, z_2), \quad (16.37)$$

$$z_1 = \xi/(2 + \xi), \quad z_2 = \xi/(1 + \xi). \quad (16.38)$$

If  $n$  is a natural number, the solution reduces to the elementary functions for both class of models. For example, we have formulae

$$\psi(\xi) = \frac{5}{4}\vartheta^{-7} - \frac{5}{12}\vartheta^{-5} + \frac{1}{6} \quad (n=4) \quad (16.39)$$

and

$$\Psi(\xi) = \frac{5}{3}\vartheta^{-6} - \frac{2}{3}\vartheta^{-4} \quad (n=3) \quad (16.40)$$

for isochronic models with  $n=3$  and  $n=4$ .

If  $n$  is small enough, the velocity distribution in a generalised polytropic models is radially prolated, and the isolines of the phase density on the Lindblad diagram are raising. If  $n=4$  for the Schuster model and  $n=3$  for the isochronic model, then the radial prolateness becomes extremely large at  $r \rightarrow \infty$ , *i.e.* the ratio of the velocity dispersions  $\sigma_r^2/\sigma_t^2$  tends to infinity. In this limiting case both models have a slightly negative phase density at large  $\xi$ .

## 16. Lindblad diagram and isochronic models

The extreme radial prolateness of the velocity distribution at the periphery of a spherical stellar system is expected from the considerations of the theory of irregular gravitational forces. On the other hand, theory predicts for the central parts of the stellar system a velocity distribution close to the Maxwellian one. From this standpoint the generalised polytropic models have a serious deficiency. It is impossible to fit both conditions simultaneously. If the velocity distribution in such a model is extremely prolate at large  $r$ , it differs appreciably from Maxwellian distribution at small  $r$ , since the increase of the phase density with increasing  $\chi$  is too slow. Moreover, for both investigated classes of models the condition of the non-negativeness of the phase density is slightly infringed in this case.

To obtain better models the stellar systems are considered as the superpositions of the polytropic models. We suppose that the phase density follows the formulae

$$\Psi(x, \xi) = \sum_n \sum_m a_{mn} \Psi_{0mn} x^{n-3/2} \psi_{mn}(\xi), \quad (16.41)$$

$$\psi_{mn}(\xi) = (1 + p_{mn}\xi)^{-m-n-1}, \quad (16.42)$$

where  $m$  and  $n$  are integers and  $p_{mn}$  non-negative coefficients. If all  $p_{mn}$  are positive for the smallest  $n$ , the velocity distribution is extremely prolate at  $r \rightarrow \infty$ . To find the coefficients  $a_{mn}$  we have to represent the space densities of formal subsystems according to formula

$$\binom{m+n}{m} \rho_{mn} = \Phi^n \sum_{l=0}^m \binom{n+l-1}{l} (1 + p_{mn}\eta)^{l-m-1} \quad (16.43)$$

(for  $\eta$  see (16.29)).

The examples are examined in the case of the Schuster model and of the isochronic model. For the Schuster model we take  $p_{mn} = p$ ,  $m = 0$ . Three subsystems are introduced according to formulae

$$\Psi(x, \xi) = \frac{32\sqrt{2}}{7\pi^2} \Theta^{-5/2} u^{5/2} \left[ u + p \left( \frac{7}{10} - \frac{4}{3} u^2 \right) \right], \quad (16.44)$$

$$u = x/\Theta, \quad \Theta = 1 + p\xi. \quad (16.45)$$

If  $p = 0$ , the model reduces to the classical Schuster-Eddington model. For  $p > 0$  the radial prolateness of the velocity distribution appears. It increases with increasing of the parameter  $p$ , being always extremely great at  $r \rightarrow \infty$ . The inequalities

$$\Psi(x, \xi) \geq 0, \quad \text{if } p \leq 30/19 \quad (16.46)$$

$$\partial\Psi(x, \xi)/\partial x \geq 0, \quad \text{if } p \leq 14/17 \quad (16.47)$$

$$\partial\Psi(x, \xi)/\partial\xi \leq 0, \quad \text{if } p \leq 36/35 \quad (16.48)$$

determine the values of the parameter  $p$ , for which the phase density is a non-negative function, increasing with  $\chi$  and decreasing with  $\xi$ . The new generalised Schuster



models are essentially better than generalised polytropic Schuster models, but the velocity distribution in the central parts of the models is still far from the Maxwellian one.

For the isochronic model two examples are studied. At first we suppose  $p = 1$  and decompose the stellar system into four subsystems according to

$$\rho(r) = \frac{1}{3}(1 - q)\rho_{03} + \frac{5}{9}q\rho_{23} - \frac{7}{36}(3 - q)\rho_{04} + \frac{5}{12}(3 - q)\rho_{24}, \quad (16.49)$$

where  $q$  is a parameter and

$$\begin{aligned} \rho_{03} &= \Phi^3\vartheta^{-1}, & \rho_{23} &= \frac{1}{10}\Phi^3(\vartheta^{-3} + 3\vartheta^{-2} + 6\vartheta^{-1}), \\ \rho_{04} &= \Phi^4\vartheta^{-1}, & \rho_{24} &= \frac{1}{15}\Phi^4(\vartheta^{-4} + 34\vartheta^{-2} + 10\vartheta^{-1}) \end{aligned} \quad (16.50)$$

The phase density is expressed by formula

$$\Psi(x, \xi) = \frac{2\sqrt{2}}{45\pi^2}x^{3/2}\vartheta^{-7}\{5\vartheta[5q + 3(1 - q)\vartheta^2] + 2(3 - q)x(15 - 7\vartheta^2)\}. \quad (16.51)$$

If  $q = 3$ , the model reduces to the generalised polytrope isochronic model  $n = 3$ . The phase density is a non-negative function increasing with  $x$  and decreasing with  $\xi$ , if the conditions

$$\Psi(x, \xi) \geq 0, \quad \partial\Psi(x, \xi)/\partial x \geq 0, \quad \text{if } -3/2 \leq q \leq 1 \quad (16.52)$$

and

$$\partial\psi(x, \xi)/\partial\xi \leq 0, \quad \text{if } -2/3 \leq q \leq 1 \quad (16.53)$$

are fulfilled. But as in the previous case, the velocity distribution in the central parts of the model differs strongly from the Maxwellian law.

We obtain much better isochronic models supposing as for the Schuster model  $p_{mn} = p$ ,  $m = 0$ . The number of formal subsystems is now, however, infinite. For the phase density we found formula

$$\begin{aligned} \Psi(x, \xi) &= \frac{\sqrt{2}}{3\pi^2}\Theta^{-5/2}u^{3/2}\left\{\frac{4}{5}(1 - p)u\left[F_{22}\left(\frac{1}{2}u\right) + F_{13}\left(\frac{1}{2}u\right)\right] + \right. \\ &\quad \left. + p\left[F_{12}\left(\frac{1}{2}u\right) + F_{03}\left(\frac{1}{2}u\right)\right]\right\} \end{aligned} \quad (16.54)$$

with 4 Gauss hypergeometric functions

$$F_{ij}\left(\frac{1}{2}u\right) = F\left(i + 1, i + j + 1; i + j - \frac{1}{2}; \frac{1}{2}u\right). \quad (16.55)$$

This formula can be transformed to the form

$$\Psi(x, \xi) = \frac{\sqrt{2}}{3\pi^2}\Theta^{-5/2}u^{3/2}\left[(1 - p)F_{21}\left(\frac{1}{2}u\right) + \right.$$

16. Lindblad diagram and isochronic models

$$+pF_{12}\left(\frac{1}{2}u\right) + (2p-1)F_{03}\left(\frac{1}{2}u\right)\Big] \quad (16.56)$$

with 3 Gauss hypergeometric functions. In formulae

$$\begin{aligned} \Psi(x, \xi) = & \frac{\sqrt{2}}{12\pi^2} \Theta^{-5/2} (2-u)^{9/2} \cdot \\ & \cdot \left[ (a_0 + a_1u + a_2u^2 + a_3u^3 + a_4u^4) \sqrt{u(2-u)} + \right. \\ & \left. + 2(b_0 + b_1u + b_3u^2) \arcsin \sqrt{u/2} \right] \end{aligned} \quad (16.57)$$

and

$$\begin{aligned} a_0 &= 27 - 39p, & b_0 &= -27 + 39p = -a_0, \\ a_1 &= -33 + 139p, & b_1 &= 42 - 24p, \\ a_2 &= 80 - 178p, & b_2 &= 12 - 24p, \\ a_3 &= -30 + 62p, \\ a_4 &= 4 - 8p, \end{aligned} \quad (16.58)$$

these hypergeometric functions are expressed by elementary functions.

If  $p = 0$ , the new model turns into the isochronic model with the spherical velocity distribution. If  $p > 0$ , we have a prolate velocity distribution, which is extremely prolate at great  $r$ . The phase density is a non-negative function, increasing with  $\chi$  and decreasing with  $\xi$ , if the parameter  $p$  obeys the conditions

$$\Psi(x, \xi) \geq 0, \quad \text{if } p \leq (32 + 9\pi)/(16 + 3\pi) \simeq 2.371, \quad (16.59)$$

$$\partial\Psi/\partial x \geq 0, \quad \text{if } p \leq (1184 + 375\pi)/(720 + 225\pi) \simeq 1.655, \quad (16.60)$$

and

$$\partial\Psi/\partial \xi \leq 0, \quad \text{if } p \leq (832 + 255\pi)/(480 + 135\pi) \simeq 1.806. \quad (16.61)$$

Tables and Figures are not included in the present Summary and they can be seen from the original paper (in Russian). The Table 2 contains the values of the phase density on the  $\chi$  axis for  $p = 0$  and  $p = 1$ . If we take the mean values of both columns with weights  $1 - p$  and  $p$  we obtain  $\Psi(\chi, 0)$  for any value of the parameter  $p$ .

On Fig. 3 the curves of natural logarithms  $\Psi(\chi, 0)$  are drawn for  $p = 0$  and  $p = 1$ . As seen, they differ only slightly from straight lines in a wide range of  $\chi$ . Consequently, if  $p$  do not essentially exceed unity, the velocity distribution in the central parts of the model is close to the Maxwellian distribution, which is smoothly truncated at  $\chi \rightarrow 0$ .

When the phase density on the  $\chi$  axis has been calculated, it can be easily found for any other point by formula

$$\Psi(x, \xi) = \Psi(u, 0) \Theta^{-5/2}, \quad u = x/\Theta, \quad \Theta = 1 + p\xi. \quad (16.62)$$

On Fig. 4 the Lindblad diagram with the  $\ln(\Psi/\Psi_0)$  isolines is presented for the case  $p = 1$ . If  $p < 1$ , the inclination of isolines decreases and they become more straight. If  $p > 1$ , the inclination and the curvature of isolines increases and the diagram becomes like the Lindblad diagram of the generalised polytropic isochronic models  $n = 3$  (Fig. 2), without negative region at right, however.

The new isochronic models seem to be a good approximation to the structure of isolated spherical stellar systems, in which the influence of the irregular gravitational forces has been effective.

October 1967

*16. Lindblad diagram and isochronic models*

## **Part III.**

**Time evolution of the structure of stellar systems. The effect of irregular forces**



## 17. The effect of stellar encounters and the evolution of star clusters<sup>1</sup>

Gravitational interactions between the stars during their encounters are quite essential in the evolution of star clusters. As a result of this kind of interactions, a cluster disrupts little by little by losing stars (and the energy). The mass and the dimensions of a cluster decrease, the density increases.

The importance of the role of the encounters between the cluster stars was first emphasised by Ambartsumian (1938), who calculated the approximate disruption (dissipation) rate of a cluster. Similar results were derived a little later by Spitzer (1940), who also analysed the variations of cluster dimensions and density. Later, the encounter effect in star clusters was studied by Chandrasekhar (1942, 1943a,b,c) and thereafter by a number of authors (Gurevich & Levin 1950; Skabitski 1950; Minin 1952; Woolley 1954b; von Hoerner 1957). As a result of these studies (true enough, being not in all cases free of errors and insufficient arguments), the evolution of clusters outlined by Ambartsumian and Spitzer was specified and detailed at a certain level.

Having in mind the need to analyse the cluster evolution in more detail, the purpose of the present paper is to derive the equations allowing to describe the evolution of clusters more precisely than it was done before. In this paper we analyse the equations enabling to follow the variations of the phase density and the gravitational potential of the cluster. We also study the formulas necessary to calculate the encounter function. We treat the clusters as isolated, spherical, almost steady systems of big number of gravitating particles of constant mass. This approximations are quite common in stellar dynamics when studying star clusters, and the properties of these kind of systems were studied in detail (Eddington 1913, 1915a, 1916; Jeans 1916; ten Bruggencate 1942; Shiveshwarkar 1936; Kurth 1949a,b, 1950, 1955; Camm 1952; Woolley 1954a; Woolley & Robertson 1956; Woolley 1956). The cluster model that we use corresponds probably quite well to globular clusters. In case of open clusters the similarity is worse and in some case even completely absent (very sparse clusters can not be handled even approximately as isolated).

### 17.1. The phase density, the potential and the encounter function

When treating star clusters as systems consisting of big number of stars, we use the phase density  $\psi$  for the description of their structure. The phase density is the density

---

<sup>1</sup> Tartu Astron. Observatory Publications, vol. 33, 75 - 102, 1957.

of particles in six-dimensional phase space, where the coordinates are three rectangular coordinates of ordinary space and three corresponding velocity components. Due to the discrete nature of medium in phase space, the phase density is smoothed with the properties of probability density. The phase density can be defined as the number density of particles, the mass density or in some other way. It is important to distinguish between the total phase density and the partial phase density, latter corresponding to the unit interval of some particle's characteristic, e.g. to unit interval of mass.

Integration of the total phase density as the phase mass density over the velocity space gives us the ordinary mass density in three-dimensional physical space  $\rho$ , and enables to derive the gravitational potential of the system  $\Phi$ . Potential  $\Phi$ , calculated in this way, is smoothed or regular potential, corresponding to continuous mass distribution in physical space. A randomly varying irregular potential is added to the regular potential, resulting from real discreteness of mass distribution. The existence of that potential is revealed in gravitational interactions during stellar encounters in physical space.

According to our assumption the number of stars is big, so the real gravitational potential of the system is highly smoothed and differs only slightly from regular potential. Hence the motion of stars is governed by the regular potential, and the role of encounters is very small. Encounters may be revealed only after sufficiently long time, much longer than the "revolution time". This conclusion is confirmed by the calculations of the relaxation time and the mean free path of particles (Chandrasekhar 1942).

To clarify the ways of system evolution due to encounters, we must follow the time evolution of the phase density  $\psi$ . Evolution of the phase density is caused by the motion of stars in phase space. This motion consist of smooth regular motion, governed by the regular potential, and of more or less impulsive motions related to stellar encounters in physical space and governed by irregular potential. Correspondingly the evolution of the phase density is caused by non-stationarity of regular motion and by non-compensation of impulsive displacements. We designate the variation of the phase density per unit time resulting from the encounters as  $\chi$ . This is called the encounter function.

At the initial stage of evolution of the system the variation of the phase density, resulting from non-stationarity of the regular gravitational potential, can be very large. But as it was mentioned already by Eddington (1916, 1921), after quite short time – of the order of few revolution times – the system evolves due to the "mixing" process into a nearly-stationary state. Although the "mixing" process does not decrease the speed of phase density variation, it looses the correlation of phase density variations between different points of velocity space. As a result these variations will be like stochastic fluctuations, and the mean variation of the phase density in arbitrarily small volume element of the velocity space will tend to zero. The encounter effect is also supporting the establishment of stationarity, smoothing the inhomogeneities in particle distribution in velocity space.



### 17.1. The phase density, the potential and the encounter function

Hence, if leaving aside the initial short stage of the system evolution, when non-stationarity may be high,<sup>2</sup> we can assume that the system is in nearly stationary state, and the deviations are described by slow action of the encounter effect, which changes step by step the structure of the system.

Having in mind approximately spherical form of most clusters, we may suppose that our system also has the spherical symmetry.

In case of the spherical symmetry, the system density  $\rho$  and thus the potential  $\Phi$  are functions of only the distance from system centre  $r$  and time  $t$

$$\rho = \rho(r, t), \quad \Phi = \Phi(r, t). \quad (17.1)$$

We may assume the velocity distribution to be symmetrical about the radial direction. In this case  $\psi$  and  $\chi$  are functions of  $v_t, v_r, r, t$  only, while  $v_t$  and  $v_r$  are the tangential and radial components of the particle velocity  $\mathbf{v}$ .

If the spherical system is precisely stationary, then the phase density is a function of two integrals of motion – the energy integral and the total angular momentum integral. Thus instead of arguments  $v_t$  and  $v_r$  it is suitable to use other arguments, supposing

$$\psi = \psi(p, q, r, t), \quad \chi = \chi(p, q, r, t), \quad (17.2)$$

where  $p$  and  $q$  are related to velocity in following way<sup>3</sup>

$$2p = 2\Phi - v^2, \quad 2q = r^2 v_t^2, \quad (17.3)$$

or

$$v^2 = 2(\Phi - p), \quad v_t^2 = 2q/r^2, \quad v_r^2 = 2(\Phi - p - q/r^2). \quad (17.4)$$

The arguments  $p$  and  $q$  are negative energy and half of the square of angular momentum per unit mass respectively. In spherically symmetric system  $q$  remains constant during the regular motion, and is thus an integral of motion. In a stationary system also  $p$  would be an integral of motion. In this case  $\psi$  would be a function of  $p$  and  $q$  only. In reality, however,  $p$  is not constant, and the speed of its variation for a regularly moving point is described by the equation  $d\Phi/dt - \mathbf{v} \nabla \Phi = \partial\Phi/\partial t$ . But as the system is nearly stationary,  $p$  varies very slowly and  $\psi$  is a function of mainly  $p$  and  $q$ .

The region of permitted values of  $p$  and  $q$  for given  $r$  and  $t$  is limited by the condition  $v_r^2 \geq 0$ . Two values of  $v_r$  correspond to every possible set of  $p$  and  $q$  inside that region, being equal in size but with the opposite sign, therefore the functions  $\psi$  and  $\chi$  are two-valued. One branch of them corresponds to moving away from the centre

<sup>2</sup>This stage of evolution in case of spherical systems was comprehensibly studied by Kurth (1951).

His results concern the very beginning of the evolution, when the results of the mixing process have not yet appeared. Kurth used his theory to analyse contemporary globular clusters. It is difficult to agree with this kind of application, because this initial stage of evolution is evidently finished for these clusters long ago.

<sup>3</sup>Designations  $p$  and  $q$  here do not have any relation with canonical variables. [Later footnote.]

## 17. The effect of stellar encounters and evolution of star clusters

( $v_r > 0$ ), the other approaching to the centre ( $v_r < 0$ ). For  $v_r = 0$  both branches coincide.

For the particles belonging to the system, the region of permitted values of  $p$  and  $q$  is limited also by the condition  $p > 0$ , because the values  $p \leq 0$  correspond to velocities equal or larger than the escape velocity (assuming  $\Phi = 0$  for  $r = \infty$ ). As a consequence of encounters, the particles may obtain all possible values of  $p$  and  $q$ , and fill all the referred region. This means that the system radius is infinite (when the system is isolated). But in this case some part of the particles will have  $p \leq 0$ . These particles do not belong to the system any more and escape freely, as encounters act slowly. Hence their phase density is nearly zero. Therefore, we may suppose  $\psi > 0$  for  $p > 0$ , and  $\psi = 0$  for  $p \leq 0$ .  $\psi$  must be smooth bounded function, as encounters smooth the irregularities of particle distribution. The encounter function may have for  $p > 0$  both positive and negative values. For  $p \leq 0$  it is positive up to some maximum value obtainable by a particle during encounter. This part of the encounter function describes the escape of particles from the system – the dissipation.

### 17.2. The equation for the phase density

In case of regular motion the volume of the phase space remains constant (Liouville's theorem). Hence regular motion does not change the phase density at comoving point. At comoving point the phase density varies only because of stellar encounters. The variation of the phase density is thus described by the equation

$$\frac{D\psi}{Dt} = \chi, \quad (17.5)$$

where  $D/Dt$  is the Stokes derivative for regular motion.

Equation (17.5) is the well known kinetic Boltzmann equation. In stellar dynamics this equation is usually used by assuming  $\chi = 0$ , *i.e.* neglecting the encounter effect. In the present case, it is essential to take it into account. In general form Eq. (17.5) was discussed in stellar dynamics by Charlier (1917), and later by Chandrasekhar (1943a,b,c) and Skabitski (1950). Mainly the right side of the equation was analysed, but not the application of the equation as a whole. Trying to simplify the equation, Skabitski as a first approximation substituted the left side of Eq. (17.5) with  $\partial\psi/\partial t$ . However, this substitution is unjustified, because in this case the effect of encounters is reduced to the variation of the velocity distribution of particles only. In reality the variation of the spatial distribution is as important.<sup>4</sup> But despite of that Eq. (17.5) for the spherical systems will have quite simple form.

---

<sup>4</sup>Assuming  $\partial\psi/\partial t = \chi$  Skabitski derived  $\partial\rho/\partial t = 0$ , expressing simply the conservation of the number and the mass of stars when dissipation is absent. He didn't derive dissipation because of the used forms of  $\psi$  and  $\chi$ . A similar error was made by Minin (1952). He in-explicitly assumed that the escape of particles from a given volume element of the system influences only the density in that volume element. In fact the influence spreads over all the space available for escaped particles.

Due to the spherical symmetry we may put  $\psi$  and  $\chi$  according to Eq. (17.2) into Eq. (17.5). Taking into account that in case of regular motion  $p$  varies with the speed  $\partial\Phi/\partial t$ ,  $r$  with the speed  $v_r$  and  $q$  remains constant we have the equation

$$\frac{\partial\psi}{\partial t} + \frac{\partial\psi}{\partial p} \frac{\partial\Phi}{\partial t} + \frac{\partial\psi}{\partial r} v_r = \chi. \quad (17.6)$$

Because at non-moving point of the phase space  $p$  varies also with the speed  $\partial\Phi/\partial t$  (see Eq. (17.3)), and  $q$  and  $r$  remain constant, the sum of first two terms on left side of the equation is the speed of phase space variation at non-moving point of the phase space. Hence the equation may be written in form

$$\left(\frac{\partial\psi}{\partial t}\right) + \frac{\partial\psi}{\partial r} v_r = \chi, \quad (17.7)$$

where  $(\partial/\partial t)$  is the time derivative at non-moving point of the phase space. Equation (17.7) differs from Skabitski's first approximation equation by including the second term on the left side. This term takes into account the redistribution of particles in the physical space.

Let us take now into account the approximate stationarity of the system.

Equation (17.6) concerns both branches of the phase density and the encounter function ( $v_r > 0$  and  $v_r < 0$ ). Designating the half-sums of both branches of  $\psi$  and  $\chi$  as  $\Psi$  and  $X$  and their half-differences as  $\Delta\psi$  and  $\Delta\chi$ , we may replace Eq. (17.7) with the pair of equations

$$\left(\frac{\partial\Psi}{\partial t}\right) + \frac{\partial\Delta\psi}{\partial r} |v_r| = X, \quad \left(\frac{\partial\Delta\psi}{\partial t}\right) + \frac{\partial\Psi}{\partial r} |v_r| = \Delta\chi. \quad (17.8)$$

In collisionless system the stationarity would be strict,  $\Psi$  would not depend explicitly on  $r$ , and  $\Delta\psi$  would be zero. In reality, the system is not strictly stationary. But because it is close to stationarity and the encounter effect is very small, also  $(\partial\psi/\partial t)$  and  $\chi$  are very small and moreover  $(\partial\Delta\psi/\partial t)$  and  $\Delta\chi$  are very small. Therefore, on the basis of Eq. (17.8) we may suppose

$$\Psi = \Psi(p, q, t). \quad (17.9)$$

Now we may eliminate from the first equation of (17.8) the function  $\Delta\psi$  and the argument  $r$ . To do this we first average the terms of the equation with the weight  $dr/|v_r|$  over all possible values of  $r$  for given  $p, q, t$ . After averaging the second term on left side of the equation will vanish, because at bounds of  $r$  we have  $\Delta\psi = 0$ . we replace the quantities  $\partial\Phi/\partial t$  and  $X$  in the first term (in long form) and on the right side of the equation with their averaged values  $\overline{\partial\Phi/\partial t}$  and  $\overline{X}$ , which are some functions of only  $p, q, t$ . Hence we have [q.v. Appendix A]

$$\frac{\partial\Psi}{\partial t} + \frac{\partial\Psi}{\partial p} \frac{\partial\overline{\Phi}}{\partial t} = \overline{X}, \quad (17.10)$$

or in other form (we use it further)

$$\left(\frac{\partial\Psi}{\partial t}\right) - \frac{\partial\Psi}{\partial p} \left(\frac{\partial\Phi}{\partial t} - \overline{\frac{\partial\Phi}{\partial t}}\right) = \overline{X}. \quad (17.11)$$

In these equations

$$\tau \overline{\frac{\partial\Phi}{\partial t}} = \int_{r_1}^{r_2} \frac{\partial\Phi}{\partial t} \frac{dr}{|v_r|}, \quad \tau \overline{X} = \int_{r_1}^{r_2} X \frac{dr}{|v_r|}, \quad (17.12)$$

while

$$\tau = \int_{r_1}^{r_2} \frac{dr}{|v_r|}. \quad (17.13)$$

Here  $v_r$  was substituted according to Eq. (17.4),  $r_1$  and  $r_2$  are the roots of the equation  $v_r = 0$  for given  $p, q, t$ .

As  $dr/v_r = dt$  and  $p$  vary very slowly in case of regular motion ( $q$  remains constant), we may handle the averaging, used in deriving Eq. (17.10), as averaging over time at regularly moving point. In this case the averaging spreads over the time interval when  $r$  changes from  $r_1$  to  $r_2$ . The referred time-interval (it is the half-period of particle oscillation along  $r$ ) evidently equals to  $\tau$ . The averaging can be interpreted in another way, namely as the averaging over the phase space for given  $p, q, t$ . This results because the phase space volume element is  $2\pi v_t dv_t dv_r \cdot 4\pi r^2 dr$  or according to (17.4)  $8\pi dpdq \cdot dr/|v_r|$ .

We can use Eq. (17.10) for real calculations to study the variation of the phase density due to encounters. According to this equation at a point moving in  $p, q$  plane parallel to the axis  $p$  with the velocity  $dp/dt = \overline{\partial\Phi/\partial t}$ , the variation speed of  $\Psi$  equals to  $\overline{X}$ . If  $\Psi$  is given at a certain initial moment of time, and if we are able to calculate  $\overline{\partial\Phi/\partial t}$  and  $\overline{X}$  from known  $\Psi$ , then the equation enables to find  $\Psi$  at any moment of time.

Equation (17.10) can be supplemented by the equation allowing to find  $\Delta\psi$ . Comparing Eq. (17.11) with the first equation of (17.8) we have

$$\frac{\partial\Delta\psi}{\partial r}|_{v_r} = X - \overline{X} - \frac{\partial\Psi}{\partial p} \left(\frac{\partial\Phi}{\partial t} - \overline{\frac{\partial\Phi}{\partial t}}\right) \quad (17.14)$$

Because  $X$  and  $\partial\Phi/\partial t$  are very small, also  $\Delta\psi$  is very small compared to  $\Psi$ . Hence  $\Psi$  and  $X$  nearly coincide with  $\psi$  and  $\chi$ .

### 17.3. The equation for the potential. Initial conditions

The function  $\Psi(p, q, t)$  describes the spatio-kinematical structure of our system of particles only when we know its potential  $\Phi(r, t)$ , because  $p$  is related to the velocity  $v$  via potential. Therefore, to study the evolution of the system, we must find not only the evolution of  $\Psi$ , but also the evolution of  $\Phi$ . In addition, as we saw, the evolution

### 17.3. The equation for the potential. Initial conditions

of  $\Psi$  can not be determined without knowing the evolution of  $\Phi$ . We must keep the potential in mind also when establishing the initial conditions for our problem. Giving the function  $\Psi$  at some initial moment we must also give the corresponding function  $\Phi$ .

It is possible to find the relation between  $\Psi$  and  $\Phi$ , and the equation for  $\partial\Phi/\partial t$ , starting with Poisson's equation. Having in mind the spherical symmetry, the Poisson's equation is

$$\frac{\partial^2}{\partial r^2}(r\Phi) + 4\pi Gr\rho(r, t) = 0, \quad (17.15)$$

where  $G$  is the gravitational constant. If under the phase density we assume the phase mass density, then the mass density in physical space  $\rho$  is

$$\rho = \int_{(V)} \psi dV, \quad (17.16)$$

where  $V$  is the volume element in velocity space and integration is over all that space. Because  $dV = 2\pi v_t dv_t dv_r = 2\pi dpdq/r^2|v_r|$  (see Eq. (17.4)) and the sum of both branches of  $\psi$  is  $2\Psi$ , Eq. (17.16) has now the form

$$\rho(r, t) = P(\Phi(r, t), r, t) = \frac{4\pi}{r^2} \iint \Psi \frac{dpdq}{|v_r|}, \quad (17.17)$$

where integration is over all  $p$  and  $q$  satisfying the condition  $v_r^2 \geq 0$ . The argument  $t$  is contained in the function  $P$  via  $\Psi$ , the arguments  $\Phi$  and  $r$  via  $v_r$  (see Eq. (17.4)). Substituting Eq. (17.17) into Eq. (17.15) we derive the equation

$$\frac{\partial^2}{\partial r^2}(r\Phi) + 4\pi GrP(\Phi, r, t) = 0. \quad (17.18)$$

Equations (17.17) and (17.18) just relate the functions  $\Psi$  and  $\Phi$ . We can use these equations if the initial conditions for our problem are given.

As the argument  $t$  in Eqs. (17.17) and (17.18) is not essential and  $\Psi$  is independent of  $r$ , they coincide with equations describing the stationary spherical stellar system. To have a physically meaningful model, the function  $\Psi$  must be non-negative and go to zero for  $p \leq 0$ . The potential  $\Phi$  must satisfy the boundary conditions  $r\Phi = 0$  for  $r = 0$  and  $r\partial(r\Phi)/\partial r = 0$  for  $r = \infty$ . The first of them results from the demand to have zero mass at the centre of the system, the second – from the demand of the finite total mass of the system and from the condition  $\Phi = 0$  for  $r = \infty$ . We may start the model construction by giving the function  $\Psi(p, q)$  and taking into account the considerations above. Then after finding the function  $P(\Phi, r)$  from Eq. (17.17), we derive  $\Phi(r)$  from Eq. (17.18). But we may also give first the function  $\Phi(r)$  and the function  $\rho(r)$  related to it. We find the function  $\Psi$  with the help of Eq. (17.17). The relation between  $\Psi$  and  $\Phi$  is not one-valued. Because the functions  $\Phi$  and  $\rho$  determine the function  $P(\Phi, r)$  only along the curve  $\Phi = \Phi(r)$ , then  $\Phi$  evidently does not determine  $\Psi$  in a single way. But it may result that also  $\Psi$  does not determine

$\Phi$  in one-valued form. This occurs when the referred boundary conditions for  $\Phi(r)$  happen to be insufficient for one-valued determination.

The models of stationary spherical stellar systems were studied by different authors. As an example, already Jeans (1916) and Eddington (1916) studied the models with spherical velocity distribution and with the density distribution similar to the density distribution of polytropic gaseous sphere. Afterwards these kind of models were studied by Camm (1952) who generalised them for the case of ellipsoidal velocity distribution. Also other models were analysed (see for example Woolley (1954a); Woolley & Robertson (1956). Usually in the model construction the function  $\Psi(p, q)$  was given and the potential  $\Phi$  was found as the solution of Eq. (17.18). But already Eddington mentioned that it is possible to start from the function  $\rho(r)$  (or  $\Phi(r)$ ). He analysed the case when  $\Psi$  is independent of  $q$ , *i.e.* when the velocity distribution is spherical. In this case  $P$  is independent of  $r$  and Eq. (17.17) turns into Abel integral equation (after integration over  $q$ ).

By giving the initial conditions for our problem, it is suitable to use the models, where the encounters cause smooth variations without changing the model structure in a radical way. In such model  $\Psi$  must be a smooth bounded function, vanishing only for  $p \leq 0$ . Hence the radius of the model must be infinite. The mass of the model must be surely finite. From the models studied up to now, only one satisfies these conditions. This is the well known model with  $\Psi \sim p^{7/2}$ , and the Schuster density distribution thoroughly studied already by Eddington (1916) and recently by Skabitski (1950) and Minin (1952). But even this model is not completely suitable for us. If we use in calculations of an encounter function the approximate formulas given further in Section 5, we must suppose that  $\partial\Psi/\partial p$  remains finite when  $p$  decreases to zero. This condition is in contradiction with the law  $\Psi \sim p^{7/2}$ , and is moreover incompatible with the spherical velocity distribution. On the basis of Eq. (17.17), one can demonstrate that within this condition the system mass is finite ( $\Phi \sim r^{-1}$ ,  $\rho r^3 \rightarrow 0$  for  $r \rightarrow \infty$ ) only when  $\sqrt{q} \partial\Psi/\partial p \rightarrow 0$  for  $p \rightarrow 0$  and  $q \rightarrow \infty$ .<sup>5</sup> Hence, to give the initial conditions we can not use the developed models but need to construct new ones.

Now we discuss the equation for  $\partial\Phi/\partial t$ . It was obtained from Poisson's equation. Differentiating (17.15) with respect to  $t$  we have

$$\frac{\partial^2}{\partial r^2} \left( r \frac{\partial\Phi}{\partial t} \right) + 4\pi Gr \frac{\partial\rho}{\partial t} = 0. \quad (17.19)$$

We must substitute into this equation

$$\frac{\partial\rho}{\partial t} = \int_{(V)} \left( \frac{\partial\psi}{\partial t} \right) dV, \quad (17.20)$$

where  $(\partial/\partial t)$  again means differentiating with respect to  $t$  in non-moving point of the phase space. Going to variables  $p, q$ , adding both branches of  $\Psi$  and substituting

<sup>5</sup>It means that for small  $p$  the function  $\Psi$  decreases with  $q$ , *i.e.* in outer regions of spherical stellar systems the velocity distribution becomes radially elongated. [Later footnote.]

$(\partial\Psi/\partial t)$  according to (17.11) we find

$$\frac{\partial^2}{\partial r^2} \left( r \frac{\partial\Phi}{\partial t} \right) + 4\pi Gr \left[ F \left( \frac{\partial\Phi}{\partial t} - \overline{\frac{\partial\Phi}{\partial t}} \right) + H \right] = 0, \quad (17.21)$$

where

$$\begin{aligned} F &= \frac{4\pi}{r^2} \iint \frac{\partial\Psi}{\partial p} \frac{dpdq}{|v_r|}, \\ F \overline{\frac{\partial\Phi}{\partial t}} &= \frac{4\pi}{r^2} \iint \frac{\partial\Psi}{\partial p} \frac{\partial\Phi}{\partial t} \frac{dpdq}{|v_r|}, \\ H &= \frac{4\pi}{r^2} \iint \overline{X} \frac{dpdq}{|v_r|}. \end{aligned} \quad (17.22)$$

The same result can be derived when differentiating Eq. (17.18) with respect to  $t$ .

The function  $\overline{\frac{\partial\Phi}{\partial t}}$  in Eq. (17.21) is twice averaged  $\partial\Phi/\partial t$ . But double averaging turns to single averaging. Substituting  $\overline{\frac{\partial\Phi}{\partial t}}$  according to Eq. (17.12) into the second formula of (17.22), and changing the order of integration, we may write

$$rF \overline{\frac{\partial\Phi}{\partial t}} = \int_0^\infty r' \frac{\partial\Phi'}{\partial t} f(r, r') dr', \quad (17.23)$$

where

$$f = \frac{4\pi}{rr'} \iint \frac{\partial\Psi}{\partial p} \tau^{-1} \frac{dpdq}{|v_r v_r'|}, \quad (17.24)$$

while apostrophe in  $\partial\Phi/\partial t$  and  $v_r$  means that the argument  $r$  is replaced with the argument  $r'$ , and integration in Eq. (17.24) is over all  $p$  and  $q$  within the conditions  $v_r^2 \geq 0$ ,  $v_r'^2 \geq 0$ . Equations (17.23) and (17.24) were written in form, where the first of them includes the term  $r' \partial\Phi'/\partial t$  in a similar way as (17.21). But surely the term  $\partial\Phi'/\partial t$  is averaged, not  $r' \partial\Phi'/\partial t$ .

If the functions  $\Psi$ ,  $\Phi$ , and  $X$  are known at a given moment of time, then we may find  $F$  and  $H$  as functions of  $r$ , and  $f$  as function of  $r$  and  $r'$ . Equation (17.21) can be solved as the equation for  $r \partial\Phi/\partial t$ . To solve it we use the boundary conditions  $r \partial\Phi/\partial t = 0$  for  $r = 0$  and  $\partial(r \partial\Phi/\partial t)/\partial r = 0$  for  $r = \infty$ .

Equation (17.21) together with (17.10) form a set of equations. Knowing the functions  $\Psi$ ,  $\Phi$  and  $X$  at initial moment of time we may find according to Eq. (17.21)  $\partial\Phi/\partial t$ . Calculating thereafter  $\overline{\frac{\partial\Phi}{\partial t}}$  we will find  $\partial\Psi/\partial t$  from Eq. (17.10). Thus the functions  $\Psi$  and  $\Phi$  are known for the subsequent moment of time. Calculating also the encounter function  $X$  we can find again  $\partial\Phi/\partial t$  and thereafter  $\partial\Psi/\partial t$ . In that way, solving step by step Eqs. (17.10) and (17.21) we may determine  $\Psi$  and  $\Phi$  at any moment of time.

## 17.4. Calculation of the encounter function

Above we derived the equations allowing to follow the evolution of a spherical system of gravitating particles caused by the encounter effect. Now we begin to deal with

calculations of the encounter function. From technical viewpoint this is perhaps the most difficult part of our problem.

As our system consists of big number of particles, the most important encounters are the ones having small impact parameter compared to the orbit's dimensions. For the same reason the encounter time is short when compared with revolution time. Hence the encounter effect can be assumed to be similar to the elastic collision of particles (with the difference that during the encounters we have a completely different distribution of deflection angles). And besides, the encounters can be handled within sufficient precision as the encounters between two bodies. True, the encounters with impact parameter, exceeding the mean distance between particles, seem to resemble multiple collisions. But due to the weakness of interactions in case of distant encounters these interactions add together in a way, which is similar to a series of two-body encounters.<sup>6</sup>

If treating the encounter of particles as two-body elastic collisions, the velocity vector of the centre of mass and the values of particle velocities in respect to each other must remain unchanged during the encounter. If  $v_1$  and  $v_2$  are the velocities of particles with masses  $m_1$  and  $m_2$ , then these velocities must change in a way that the centre of mass in velocity space remains in place, and the vector of relative velocity of particles  $w$  keeps its value but rotates by some angle  $\varphi$  – the deflection of the motion direction. The value and the plane of the angle depend on the impact parameter  $D$  and on the impact azimuthal angle  $\vartheta$ . The behaviour of the particle velocities with respect to the centre of mass  $u_1$  and  $u_2$  are similar to  $w$ . During the encounter the particles relocate their positions in velocity space, remaining in diametrically opposite points on the spheres described around the centre of mass by radii

$$u_1 = \frac{m_2}{m_1 + m_2}w, \quad u_2 = \frac{m_1}{m_1 + m_2}w. \quad (17.25)$$

If we take the positions of particles on the referred spheres before the encounter to be the poles of spherical coordinates, then after the encounter the spherical coordinates of their positions are  $\varphi, \vartheta$ .

During the encounter the particle velocities  $v_1$  and  $v_2$  turn into some new velocities  $v'_1$  and  $v'_2$ , which can be calculated from  $\varphi$  and  $\vartheta$ . On the other side, during some particular encounter the velocities  $v'_1$  and  $v'_2$  may turn again into  $v_1$  and  $v_2$ . Let us designate the phase number densities of particles with masses  $m_1$  and  $m_2$  as  $\psi_1$  and  $\psi_2$  for  $v_1$  and  $v_2$ . For  $v'_1$  and  $v'_2$  the phase number densities are  $\psi'_1$  and  $\psi'_2$ . Further, let us designate the function of relative deflection frequency per unit of solid angle as  $\Omega$ , and the effective interaction radius of particles in physical space as  $D_0$ . If  $v_1$

---

<sup>6</sup>Quite often it was assumed following Charlier (1917) and others, that encounters with impact parameter exceeding the mean distance between stars have little effect, and they can be neglected. In fact the contribution of these encounters to the encounter function is quite significant. In statistical physics, when discussing the interaction between charged particles, these encounters were taken into account by using two-body encounter model. This was done for example in a paper by Landau (1937). Recently the need to take into account distant encounters was mentioned again by Cohen et al. (1950).



and  $\mathbf{v}_2$  lie within the volumes  $dV_1$  and  $dV_2$  of the velocity space respectively, and the deflection of the motion direction lies within the solid angle  $d\omega (= \sin \varphi d\varphi d\theta)$ , then the encounters remove from the volume  $dV_1$  per unit time the number of particles with masses  $m_1$ , equal to  $\psi_1 dV_1 \cdot \psi_2 dV_2 \cdot \pi D_0^2 \omega \cdot \Omega \cdot d\omega$ . On the other side, if  $\mathbf{v}'_1$  lies within the solid angle, taken with respect to the centre of mass, and  $\mathbf{v}'_2$  within the volume  $dV'_2$ , then the encounters add to the volume  $dV_1$  per unit of time the number of particles equal to  $\psi_1 d\omega \cdot \psi_2 dV'_2 \cdot \pi D_0^2 \omega \cdot \Omega \cdot dV_1$ . Besides, if we suppose that in both cases the center of mass lies within the same volume, then  $dV'_2 = dV_2$ . Designating the encounter function of particles  $m_1$  with respect to particles  $m_2$  as  $\chi_{1,2}$ , we derive for  $\chi_{1,2}$  after the integration the well known Boltzmann expression<sup>7</sup>

$$\chi_{1,2} = \iint (\psi'_1 \psi'_2 - \psi_1 \psi_2) \cdot \pi D_0^2 \omega \cdot \Omega d\omega dV_2. \quad (17.26)$$

Integration is over all the velocity  $\mathbf{v}_2$  space and over all deflections.

The encounter function  $\chi_{1,2}$  can be calculated also from the flux of the particles with mass  $m_1$  per unit surface perpendicular to the flux. If we designate the vector of this flux  $\mathbf{i}_{1,2}$  then from the continuity equation in velocity space we have

$$\chi_{1,2} = -\nabla \mathbf{i}_{1,2}, \quad (17.27)$$

where  $\nabla$  must be taken in velocity space. Let us assume that particle displacement along the great circles of the spheres  $u = \text{const}$  and let the number of particles with deflection angles greater or equal to  $\varphi$  be  $2\pi \sin \varphi \cdot J$ . Taking again  $\mathbf{v}'_1$  in solid angle  $d\omega$  with respect to the centre of mass and  $\mathbf{v}'_2$  in volume  $dV'_2$ , we find that the flux of particles through the perpendicular surface element  $dS$  in vicinity of  $\mathbf{v}_1$  equals to  $\psi'_1 d\omega \cdot \psi_2 dV'_2 \cdot \pi D_0^2 \omega \cdot u_1 J \cdot dS$ , while again we can suppose  $dV'_2 = dV_2$ . Now we find the expression for  $\mathbf{i}_{1,2}$

$$\mathbf{i}_{1,2} = \iint \psi'_1 \psi'_2 \cdot \pi D_0^2 \omega \cdot u_1 \mathbf{J} d\omega dV_2, \quad (17.28)$$

where the vector  $\mathbf{J}$  must be directed perpendicular to the vector  $\mathbf{w} = \mathbf{v}_2 - \mathbf{v}_1$ , with the azimuthal angle perpendicular to the azimuthal angle of  $\mathbf{v}'_1$ . Besides, according to the definition of  $J$  we have

$$J = \frac{1}{\sin \varphi} \int_{\varphi}^{\pi} \Omega \sin \varphi d\varphi. \quad (17.29)$$

Surely, it is easier to calculate  $\chi_{1,2}$  from Eq. (17.26), but in next Section, where we derive approximate formula for  $\chi_{1,2}$ , it is more convenient to use Eqs. (17.27) and (17.28).

As  $\psi_1$  and  $\psi_2$  can be handled as functions of  $p, q, r, t$  Eq. (17.26) or Eqs. (17.27) and (17.28) must give  $\chi_{1,2}$  as a function of the same arguments. Besides, as  $\psi_1$  and  $\psi_2$  were two-valued functions of  $p$  and  $q$ , the function  $\chi_{1,2}$  is also two-valued. But

<sup>7</sup>In stellar dynamics the expression for the encounter function was derived first by Charlier (1917).

the difference between two branches of  $\psi_1$  and  $\psi_2$  ( $v_r > 0$  and  $v_r < 0$ ) is not large. Hence, when we substitute the functions  $\psi_1$  and  $\psi_2$  with half-sums of two branches in both of them, we derive within sufficient precision the half-sum of both branches of  $\chi_{1,2}$ . Just in this sense we need to know the encounter function when using the equations of previous Sections. But Eq. (17.26) and Eqs. (17.27) and (17.28) do not give directly the total encounter function  $\chi$ . To have  $\chi$  as the variation of particle  $m_1$  number phase density, we must integrate  $\chi_{1,2}$  over all values of  $m_2$ . If we are interested in  $\chi$  as the variation of the total mass phase density (in this sense the encounter function was used in Sect. 3), we must multiply the previous encounter function by  $m_1$  and integrate over  $m_1$ .

In order to use Eqs. (17.26) and (17.28), it is necessary to have some concrete expressions for  $\Omega$  and  $J$ . They can be derived if the deflection angle  $\varphi$  as a function of impact parameter  $D$  is known. Functions  $\Omega$  and  $J$  are related to  $D$  and  $\varphi$  in the following way

$$\Omega = -\frac{1}{\pi \sin \varphi} \frac{D}{D_0} \frac{dD}{d\varphi}, \quad J = \frac{1}{2\pi \sin \varphi} \frac{D^2}{D_0^2}. \quad (17.30)$$

When  $D$  is not large compared to orbit dimension, the relation between  $D$  and  $\varphi$  can be taken as in two-body problem. For larger  $D$  our formulas are not valid. Although, as the role of very distant encounters is relatively small, we may approximately use our formulas for all encounters with  $D$  up to orbital dimensions. We take  $D_0$  for the orbital dimension. The precise value of  $D_0$  is not important, because the encounter effect depends only very weakly on  $D_0$  (logarithmically). It is natural to assume that  $\varphi \rightarrow 0$  for  $D \rightarrow D_0$ . In this case,  $D$  can be assumed as a function of  $\varphi$  in form of the following simple interpolation formula

$$D^2 = D_0^2 \frac{1 + \cos \varphi}{2} \frac{\lambda - 1}{\lambda - \cos \varphi}, \quad (17.31)$$

where

$$\lambda - 1 = \frac{2G^2(m_1 + m_2)^2}{D_0^2 w^4}. \quad (17.32)$$

Equation (17.31) differs from the analogous formula for two-body problem only because instead of unity there is  $\lambda$  in the denominator of its second term.

By inserting (17.31) into (17.30) we derive the expressions for functions  $\Omega$  and  $J$ . The expression for  $J$  is straightforward, the expression for  $\Omega$  is

$$\Omega = \frac{1}{4\pi} \frac{\lambda^2 - 1}{(\lambda - \cos \varphi)^2}. \quad (17.33)$$

In case of great number of gravitating particles the right side of (17.32) is in general very small, and thus  $\lambda$  is close to one. Hence Eq. (17.33) gives very large values of  $\Omega$  for small  $\varphi$ , *i.e.* large relative frequency of small deflections. This is the well known property of gravitational encounters, being highly different from elastic collision of

spherical particles, for which, as it is known, the deflection distribution is uniform. Equation (17.33) gives uniform distribution when  $\lambda$  is large, meaning that  $m_1 + m_2$  must be large or  $w$  must be small. In this case the deflection angle distribution will be really close to uniform.

## 17.5. Approximate formula for the encounter function

It is quite complicated and time consuming to compute the encounter function on the basis of formulas above. The computations can be significantly simplified by taking into account that in most cases displacement of particles in velocity space due to encounters is very small. This allows us to calculate approximately  $\chi_{1,2}$  by expanding  $\psi_1$  and  $\psi_2$  in Taylor series and keeping only the first terms.

Let us use Eqs. (17.27) and (17.28) to calculate  $\chi_{1,2}$ . Keeping in expansion of  $\psi'_1 \cdot \psi'_2$  only linear terms and rejecting the terms which disappear in integration over  $\vartheta$ , we derive Eq. (17.28) in the following form

$$\mathbf{i}_{1,2} = \iint (u_2 \psi_1 \nabla_J \psi_2 - u_1 \psi_2 \nabla_J \psi_1) \sin \varphi \cdot \pi D_0^2 w \cdot u_1 J d\omega dV_2, \quad (17.34)$$

where vector  $\nabla_J$  is the component of  $\nabla$  along  $\mathbf{J}$ . Equation (17.34) is similar to the equation derived by Landau (1937) and used by Skabitski (1950).

Let us integrate (17.34) over the deflection angles. With the help of Eqs. (17.25), (17.30)–(17.32) we find

$$\mathbf{i}_{1,2} = \pi G^2 m_2 \int (m_1 \psi_1 \nabla_{\perp} \psi_2 - m_2 \psi_2 \nabla_{\perp} \psi_1) L w^{-1} dV_2, \quad (17.35)$$

where

$$L = \frac{1}{\lambda - 1} \int J \sin \varphi d\omega = \frac{1}{\lambda - 1} \int \Omega (1 - \cos \varphi) d\omega = \frac{\lambda + 1}{2} \ln \frac{\lambda + 1}{\lambda - 1} - 1 \quad (17.36)$$

and vector  $\nabla_{\perp}$  is the component of  $\nabla$  perpendicular to  $\mathbf{w} = \mathbf{v}_2 - \mathbf{v}_1$ . As  $w^2 \nabla_{\perp} = (w^2 - \mathbf{w}\mathbf{w})\nabla$ , from (17.35) results the following equation for  $\mathbf{i}_{1,2}$

$$\mathbf{i}_{1,2} = \pi G^2 m_2 (m_1 \mathbf{b} \psi_1 - m_2 \mathbf{B} \nabla \psi_1). \quad (17.37)$$

Here

$$\begin{aligned} \mathbf{B} &= \int (w^2 - \mathbf{w}\mathbf{w}) w^{-3} L \psi_2 dV_2, \\ \mathbf{b} &= \nabla \mathbf{B} = 2 \int \mathbf{w} w^{-3} L \psi_2 dV_2, \end{aligned} \quad (17.38)$$

while the expression for  $\mathbf{b}$  was derived under the assumption that  $L$  is independent of the direction of  $\mathbf{w}$ .

As the velocity distribution is symmetrical about the radial direction, vectors  $\mathbf{b}$  and  $\nabla \psi_1$  in Eq. (17.37), and also two main axes of tensor  $\mathbf{B}$  lie on the plane parallel to  $\mathbf{v}$  and  $\mathbf{v}_t$ . Vector  $\mathbf{i}_{1,2}$  lies on the same plane. If in addition the velocity distribution is

spherically symmetric, vectors  $\mathbf{b}$  and  $\nabla\psi_1$  are parallel to  $\mathbf{v}$ . In this case also one of the main axis of tensor  $\mathbf{B}$  lies in the same direction, while the other two main axes perpendicular to  $\mathbf{v}$  are equal to each other. Vector  $\mathbf{i}_{1,2}$  is also parallel to  $\mathbf{v}$ .

Using the relation between  $\mathbf{B}$  and  $\mathbf{b}$  we may rewrite (17.37) in form

$$\mathbf{i}_{1,2} = \pi G^2 m_2 [(m_1 + m_2)\mathbf{b}\psi_1 - m_2 \nabla \mathbf{B}\psi_1]. \quad (17.39)$$

Equation (17.39) along with (17.27) can be seen as the diffusion equation of particles in velocity space [q.v. Appendix B]. It is similar to Chandrasekhar (1943a,b,c) diffusion equation. It is easy to see that the first term in (17.39), which is similar to the corresponding term in Chandrasekhar's equation, accounts for the systematic variation of  $\mathbf{v}_1$  or the dynamical friction. Indeed, the encounters of particles  $m_1$  and  $m_2$  cause the systematic variation of  $\mathbf{v}_1$ , equal to  $-\mathbf{u}_1(1 - \cos \varphi)$  per one encounter, or  $-\psi_2 dV_2 \cdot \pi D_0^2 w \cdot \Omega d\omega \cdot \mathbf{u}_1(1 - \cos \varphi)$  in volume  $dV_2$ , solid angle  $d\omega$  and unit time. We find after integration that systematic variation of  $\mathbf{v}_1$  per unit time is equal to  $\pi G^2 m_2 (m_1 + m_2)\mathbf{b}$  (see (17.25), (17.36) and (17.38)). Assuming the spherical symmetry of  $\psi_2$ , and that  $L$  is independent of  $w$ , our expression for dynamical friction coincides with Chandrasekhar's expression, derived under the same assumptions. As it is seen from (17.38), the method used to calculate the  $\mathbf{b}$  in case of  $dL/dw = 0$  is similar to the method for calculating the gravitation acceleration, where instead of density we have  $\psi_2$ , and instead of the gravitational constant we have  $-2L$ . Hence in case of  $dL/dw = 0$  and spherical symmetry of  $\psi_2$ , the dynamical friction depends only on  $\psi_2$  for  $v_2 \leq v_1$ , just as it was derived by Chandrasekhar.

The second term in (17.39) accounts (approximately) for the fluctuating part of  $\mathbf{v}_1$  variation. It is not difficult to see that  $2\pi G^2 m_2^2 \mathbf{B}$  is (within sufficient precision) the tensor of second moments of  $\mathbf{v}_1$  variation per unit time. Meanwhile, we mention that the fluctuating term must be proportional to  $\nabla \mathbf{B}\psi_1$  and not  $\mathbf{B}\nabla\psi_1$ , as it was taken by Chandrasekhar. Invalidity of Chandrasekhar's expression is easy to show in case of  $m_1 \rightarrow 0$ . If  $m_1 \rightarrow 0$  and if among particles  $m_1$  and  $m_2$  there is statistical equilibrium, then  $\nabla\psi_1 \rightarrow 0$ . Just this results from Eq. (17.39) with  $\nabla \mathbf{B} = \mathbf{b}$  (or from Eq. (17.37)). But if we replace the second term in (17.39) with the one proportional to  $\mathbf{B}\nabla\psi_1$ , we obtain the wrong conclusion that  $\nabla\psi_1$  is finite (because  $\mathbf{B}$  is finite).<sup>8</sup>

Inserting (17.37) (or (17.39)) into (17.27), and accounting for the relation between  $\mathbf{B}$  and  $\mathbf{b}$ , we derive for the encounter function the following expression

$$\chi_{1,2} = \pi G^2 m_2 [m_1 a \psi_1 + (m_2 - m_1)\mathbf{b}\nabla\psi_1 + m_2 \mathbf{B}\nabla\nabla\psi_1], \quad (17.40)$$

where

$$a = -\nabla \mathbf{b} = 2 \int \frac{dL}{dw} w^{-2} \psi_2 dV_2 \quad (17.41)$$

---

<sup>8</sup>The diffusion equation was treated correctly in paper by Cohen et al. (1950). However, we can not agree with their opinion that equation, similar to (17.26), can not be used in case of distant encounters. In reality, the diffusion equation results as a consequence of that formula (or of equivalent formulas (17.27) and (17.28)). Their remark that Landau's equations (Landau 1937) do not allow to account the dynamical friction is also misleading.

(or  $a = 8\pi L\psi_2$  in case of  $dL/dw = 0$ ). Equation (17.40) together with (17.38) and (17.41) can be derived also from Eq. (17.26). But the calculations are more complicated, as in expansion of  $\psi'_1\psi'_2$  the second order terms must be used (as it was done by Landau (1937)).

Above we used  $p$  and  $q$  as arguments of the phase density, and hence it is recommendable to move also in Eq. (17.40) to these variables (q.v. (17.4)). Considering that  $\nabla = -\mathbf{v}\partial/\partial p + r^2\mathbf{v}_t\partial/\partial q$  we find

$$\begin{aligned} \chi_{1,2} = \pi G^2 m_2 \left[ m_1 a \psi_1 + (m_2 - m_1) \left( a_1 \frac{\partial \psi_1}{\partial p} + a_2 \frac{\partial \psi_1}{\partial q} \right) + \right. \\ \left. + m_2 \left( a'_1 \frac{\partial \psi_1}{\partial p} + a'_2 \frac{\partial \psi_1}{\partial q} + a_{11} \frac{\partial^2 \psi_1}{\partial p^2} + 2a_{12} \frac{\partial^2 \psi_1}{\partial p \partial q} + a_{22} \frac{\partial^2 \psi_1}{\partial q^2} \right) \right]. \quad (17.42) \end{aligned}$$

Here,  $a_1 = -\mathbf{b}\mathbf{v}$ ,  $a_2 = r^2\mathbf{b}\mathbf{v}_t$ ,  $a'_1 = -\mathbf{B}\nabla\mathbf{v} = -\text{Sp}\mathbf{B}$ ,  $a'_2 = r^2\mathbf{B}\nabla\mathbf{v}_t = r^2\text{Sp}_t\mathbf{B}$ ,  $a_{11} = \mathbf{B}\mathbf{v}\mathbf{v}$ ,  $a_{12} = -r^2\mathbf{B}\mathbf{v}\mathbf{v}_t$ ,  $a_{22} = r^4\mathbf{B}\mathbf{v}_t\mathbf{v}_t$ . If the function  $\psi_2$  is known, the coefficients  $a$ ,  $a_1$ ,  $a_2$  etc. can be calculated as functions of  $p$  and  $q$ . Then, knowing  $\psi_1$  we derive from (17.42) the function  $\chi_{1,2}$  as a function of the same arguments.

As was mentioned in Sect. 1, the encounter function for  $p \leq 0$  describes the escape of particles from system. Yet, because  $\psi_1 = 0$  for  $p \leq 0$ , Eq. (17.42) gives  $\chi_{1,2} = 0$  for  $p < 0$ . This result is caused by the approximate nature of formulas in present Section. But they still enable, although approximately, to describe the escape of particles. Indeed, if the phase density gradient is finite on the inner surface of the escape velocity sphere, then we have a finite flux of particles, that have the escape velocity. We may identify this flux with the flux of particles escaping the system, similarly as it was done by Chandrasekhar (1943a,b,c) in his calculations of cluster dissipation speed.<sup>9</sup>

The same result for the escape speed of a particle can be derived from Eq. (17.40). According to that formula, the behaviour of the encounter function on the surface of escape velocity sphere is like the delta-function. Supposing  $\psi_1$  to be expressed as a function of  $p$  and  $q$  and using Eq. (17.42), we derive  $\chi_{1,2}$  for  $p = 0$  in the following form

$$\chi_{1,2}^{(0)} = \pi G^2 m_2^2 \left( a_{11} \frac{\partial \psi_1}{\partial p} \right)_0 \delta(p), \quad (17.43)$$

where index 0 under the parentheses designates the limit when  $p$  vanishes. The particles, that correspond to the distribution (17.43), can be handled just as escaping particles. True, in reality the behaviour of the encounter function at  $p = 0$  is not precisely like the delta-function, but has some, although not large, "width", with about

<sup>9</sup>As it was mentioned above, we can not agree with the form of fluctuating term in Chandrasekhar's equation. Thus his calculations need revision. Meanwhile, the calculations of the escape speed of stars with different masses from the cluster on the basis of Ambartsumian-Spitzer theory, done in his book (Chandrasekhar 1942), are also disputable. In these calculations, the uniform energy distribution over all range of masses is assumed. This assumption is unjustified, because the kinetic energy of stars is restricted by the escape velocity.

half of them having  $p > 0$ . But these particles form very rarefied media without further influence on the system dynamics. We can suppose that they leave the system.

The condition  $(\partial\psi/\partial p)_0 > 0$ , that was necessary for dissipation according to equations of previous Section, may be not fulfilled for real systems, even if the system dissipates. However, if we use these formulas in description of the encounter effect, we shall find that the necessary condition for starting the dissipation is immediately present. Hence it is meaningful to include it among the initial conditions (it was mentioned in Sect. 3).

With this we finish the discussion about the equations and formulas for our problem. As we saw, the basic equations are Eq. (17.10) for the phase density and Eq. (17.21) for the potential. Simultaneous solution of these equations allows to follow the evolution of the system, caused by the encounter effect. It is quite complicated to solve these equations, especially because of complications in calculations of the encounter function according to Eq. (17.26). But as we saw, the encounter function can be simplified somewhat by using the approximate formula (17.42).

In the present paper we avoided drawing any conclusions about the possible evolution of star clusters. But in subsequent papers we hope to use the theory presented above for this purpose.<sup>10</sup>

1957

## Appendices added in 1969

### 17.6. A. Using the adiabatic invariants and integrals of motion in case of variable potential

For slowly varying gravitational potential we have adiabatic invariant

$$P_r = \frac{1}{2\pi} \oint v_r dr. \quad (17.44)$$

The invariant  $P_r$  is constant only in average. If a star moves, we have for the time derivative

$$\dot{P}_r = \frac{\partial P_r}{\partial E} \dot{E} + \frac{\partial P_r}{\partial t} = -\frac{1}{\omega_r} \left( \frac{\partial \Phi}{\partial t} - \overline{\frac{\partial \Phi}{\partial t}} \right), \quad (17.45)$$

where  $E$  is the energy integral (in original paper and in Chapter 17  $E = -p$ ) and  $\omega_r$  is the frequency of  $r$  oscillations of the star.

If we use in  $\Psi$  the argument  $P_r$  instead of  $E$ , *i.e.*

$$\Psi = \Psi(P_r, I, t), \quad (17.46)$$

---

<sup>10</sup>Later the theory developed here was generalised and applied in case of highly flattened Galactic subsystems (Chapter 22). Studies on the dynamical evolution of spherical stellar systems were not continued. We like to refer to the following papers on the evolution of spherical systems under the influence of irregular gravitational forces: Hénon (1961); Michie (1963, 1961); and Agekyan (1963, 1964). [Later footnote.]

where  $I$  is the integral of angular momentum (in original paper and in Chapter 17 it was designated as  $I^2 = 2q$ ), we have instead of Eqs. (17.10) and (17.14)

$$\frac{\partial \Psi}{\partial t} = \bar{X}, \quad \frac{\partial \Delta \psi}{\partial r} |_{v_r} = X - \bar{X} - \frac{\partial \Psi}{\partial E} \frac{\partial \Phi}{\partial t}. \quad (17.47)$$

Instead of  $P_r$  we can use also the integral of motion in slightly variable gravitational field

$$K_r = P_r - \int \dot{P}_r dt = P_r - \int \left( \frac{\partial \Phi}{\partial t} - \frac{\partial \bar{\Phi}}{\partial t} \right) \frac{dr}{v_r}. \quad (17.48)$$

If

$$\Psi = \Psi(K_r, I, t), \quad (17.49)$$

we derive equations

$$\frac{\partial \Psi}{\partial t} = \bar{X}, \quad \frac{\partial \Delta \psi}{\partial r} |_{v_r} = X - \bar{X}. \quad (17.50)$$

However, these simplifications are only formal and do not simplify the solution of equations because we must find the functions  $P_r(E, I, t)$  or  $K_r(E, I, r, t)$ .

## 17.7. B. The encounter function

1.° The formula for the encounter function

$$X_{1,2} = -\nabla_v \dot{\mathbf{i}}_{1,2} = -\nabla_v \cdot (\mathbf{a}\Psi_1) + \nabla_v \cdot \nabla_v (\mathbf{A}\Psi_1), \quad (17.51)$$

where

$$\mathbf{A} = \pi G^2 m_2^2 \mathbf{B}, \quad \mathbf{a} = \pi G^2 m_2 (m_1 + m_2) \mathbf{b}, \quad (17.52)$$

$$\mathbf{B} = \int (w^2 - \mathbf{w}\mathbf{w}) w^{-3} L \Psi_2 dV, \quad (17.53)$$

$$\mathbf{b} = \nabla_v \mathbf{B} = 2 \int \mathbf{w} w^{-3} L \Psi_2 dV$$

is the Fokker-Planck equation for stellar encounters.

2.° In the case of equal stellar masses

$$X_{1,2} = X, \quad \Psi_1 = \Psi_2 = \Psi, \quad m_1 = m_2 = m. \quad (17.54)$$

Assuming the spherical velocity distribution

$$\Psi = \Psi(p), \quad p = -E = \Phi - v^2/2 \quad (17.55)$$

the encounter function has the spherical symmetry in velocity space.

Assuming for simplicity

$$L = L_0 = \text{const}, \quad (17.56)$$

the Fokker-Planck equation gives us in case of spherical velocity distribution

$$X = 8\pi^2 G^2 m^2 L_0 \left( f_0 \Psi - f_1 \frac{d\Psi}{dp} + f_2 \frac{d^2 \Psi}{dp^2} \right), \quad (17.57)$$

17. The effect of stellar encounters and evolution of star clusters

where we find following expressions for functions  $f_1$ ,  $f_2$  and  $f_3$

$$\begin{aligned} f_0 &= \Psi \\ f_1 &= \int_0^p \Psi dp + (\Phi - p)^{-1/2} \int_p^\Phi (\Phi - p)^{1/2} \Psi dp \\ f_2 &= \frac{2}{3}(\Phi - p) \left[ \int_0^p \Psi dp + (\Phi - p)^{-3/2} \int_p^\Phi (\Phi - p)^{3/2} \Psi dp \right]. \end{aligned} \quad (17.58)$$

For the most simple polytropic model of a spherical star system, the phase density  $\Psi$  is proportional to  $p^s$ ,  $s = n - 3/2$ , where  $n$  is the polytrope index. In this case the integrals in expressions for  $f_1$  and  $f_2$  will be the elementary and incomplete B-functions, and if  $2s$  is a natural number, the incomplete B-function reduces into elementary function.

In Fig. (17.1) the encounter function for the Schuster-Eddington model is given, *i.e.* for  $s = 7/2$ . Unit for  $X$  is  $\Psi_{p=\Phi}^2$  (without a factor before parentheses in Eq. 17.57). The encounter function for Schuster-Eddington model was derived also by Skabitski (1950).

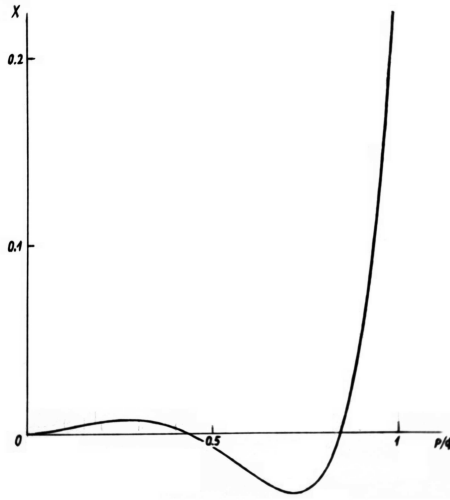


Figure 17.1.: The encounter function for the Schuster-Eddington model. Unit for  $X$  is  $\Psi_{p=\Phi}^2$ .

3.° Although in case of spherical velocity distribution the encounter function has the spherical symmetry, the averaged encounter function

$$\bar{X} = \oint X v_r^{-1} dr / \oint v_r^{-1} dr, \quad (17.59)$$

occurring in our basic expression (17.10) doesn't have spherical symmetry.



In order to illustrate it, we calculated  $\bar{X}$  for the Schuster-Eddington model. Figure 17.2 presents  $\bar{X}$  for different angular momentum integrals  $q$ . The units for  $p$ ,  $q$  and  $\bar{X}$  are  $\Phi_0$ ,  $\Phi_0 r_0^2$  and  $\Psi_{p=\Phi_0}^2$  respectively ( $\Phi_0$  is potential at the centre of the model and  $r_0$  is characteristic length in Schuster law). Line c corresponds to the circular velocity.

The lack of spherical symmetry in the averaged encounter function means that although the irregular forces do not explicitly destroy the spherical symmetry of the velocity distribution (just the opposite – they tend to remove non-sphericity if it will occur), the velocity distribution becomes non-spherical. This results due to the spatial redistribution of stars caused by simultaneous action of regular and irregular forces.

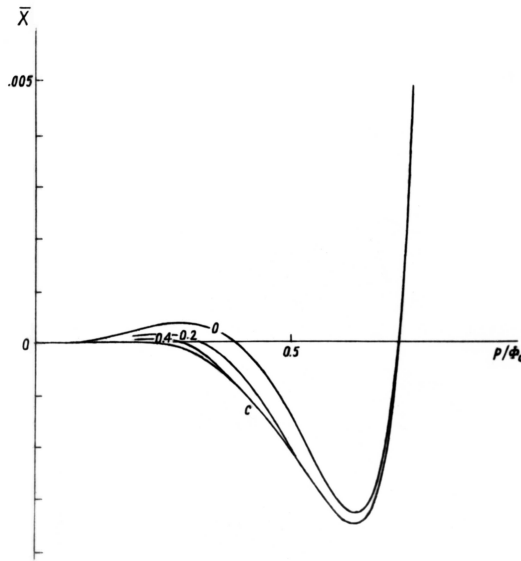


Figure 17.2.:  $\bar{X}$  for Schuster-Eddington model for different angular momentum integrals  $q$ .

As can be seen from figure, the derivative  $\partial\Psi/\partial q$  for small  $p$  is negative, *i.e.* the velocity distribution in the periphery of the spherical stellar system becomes radially elongated (the term  $\frac{\partial\Phi}{\partial t} \frac{\partial\Psi}{\partial p}$  in Eq. (17.10) does not influence the result; it causes only slight shift in  $p$  of the curves of  $\Psi$ ).

4.° Derivation of the encounter function in case of spherical velocity distribution is quite simple. It is possible to use not only the Fokker-Planck equations but also more precise formulas (Boltzmann formula in fact), which take into account large

17. *The effect of stellar encounters and evolution of star clusters*

velocity variations in nearby encounters. This kind of calculations were made by Woolley (1954b) and Agekyan (1959). They were done also by us (unpublished).

5.° In case of non-spherical velocity distribution, the calculations of the encounter function are highly complicated. Although the use of Fokker-Planck equation simplifies the problem, it remains complicated, as we need to calculate the vector  $\mathbf{b}$  and the tensor  $\mathbf{B}$ . For this reason it is recommended to simplify the expression for the encounter function. One of the possibilities is to use, following Chandrasekhar (1943a,b)<sup>11</sup>

$$\mathbf{A} = A, \quad \mathbf{a} = -\beta\mathbf{v}, \quad (17.60)$$

where  $A$  and  $\beta$  are scalars independent of velocity.

The expression for the encounter function will have form

$$X = \beta\nabla_v(\mathbf{v}\Psi) + A\nabla_v^2\Psi. \quad (17.61)$$

For the encounters between stars of equal masses we have the relation

$$A = \beta\sigma^2, \quad (17.62)$$

where  $\sigma^2$  is the mean of the components of velocity dispersion. This relation expresses that  $\sigma^2$  remains constant in encounters (kinetic energy conservation).

While moving to the variables  $p, q$  we find

$$X = \beta \left( 3\Psi - [3\sigma^2 + 2(\Phi - p)]\frac{\partial\Psi}{\partial p} + 2(r^2\sigma^2 + q)\frac{\partial\Psi}{\partial q} + 2\sigma^2(\Phi - p)\frac{\partial^2\Psi}{\partial p^2} + 2r^2\sigma^2q\frac{\partial^2\Psi}{\partial q^2} \right), \quad (17.63)$$

where  $\beta, \sigma, \Phi$  are functions of  $r$ . In order to compare this formula to the more precise formula, we calculated  $X$  for the Schuster-Eddington model (spherical velocity distribution,  $\sigma^2 = \Phi/6$ ). The resulting curve is similar to the one represented in Fig. (17.1) with the exception that minimum and maximum of the curve are shifted to small  $p$ .

---

<sup>11</sup>Chandrasekhar (1943d) in Fokker-Planck equations (despite of the relation  $\mathbf{b} = \nabla\mathbf{B}$ )

## 18. Dynamics of stellar systems with allowance for the encounter effect.<sup>1</sup>

Due to gravitational interactions in stellar encounters, the velocity distribution of stars changes, and at the same time there occurs the spatial redistribution of stars. Up to recent time it was assumed that encounters are important only in star clusters. In the studies on encounters only encounters of the cluster stars with the field stars were taken into account. However, in 1938–40 Ambartsumian (1938) and Spitzer (1940) demonstrated that it is essential to take into consideration also encounters between the cluster member stars themselves. Due to encounters clusters continuously little by little lose their members and change their dimensions. If a cluster is sufficiently dense, the encounters between its members are very important, and as a result the cluster dimensions decrease. The gravitational interaction between stars tends to turn the velocity distribution of stars into a spherical one. But the spatial redistribution of stars, related to the encounters, tends in general to oppose the establishment of the spherical velocity distribution. As it was demonstrated recently by Woolley & Robertson (1956) and von Hoerner (1957), in outer parts of clusters the velocity distribution appears to be radially elongated.<sup>2</sup>

In very large stellar systems, for example in our Galaxy, the stellar encounters have nearly no influence on the dynamics. For this reason, it was assumed, that the encounters can be neglected in the Galaxy. But in 1951–52 Spitzer & Schwarzschild (1951, 1953) from one side and Gurevich (1954) from other side independently demonstrated that the encounter effect may play important role in the Galaxy. These kind of encounters are the encounters of individual stars with large stellar or diffuse matter aggregates, and the encounters between the aggregates themselves. As a result the energy of peculiar velocities increases on account of rotational energy of the Galaxy (angular momentum is conserved). Just as in case of the star clusters, the encounters do not produce the spherical velocity distribution. The velocity distribution remains triaxial. The encounters explain why the velocity dispersion perpendicular to the galactic plane is smaller than the velocity dispersion in radial direction.

A stellar system is described by the phase density and the gravitational potential related to it. To have a complete description of the evolution, caused by stellar encounters, one needs to follow the variation of the phase density. This analysis has not been done yet, or has been done quite incompletely, without taking into account

---

<sup>1</sup> Tartu Astron. Observatory Teated No. 6, 1, 1963; Report on the 2nd Meeting of the Committee on Stellar Astronomy, November 1957.

<sup>2</sup> Similar conclusion was made independently by us (Kuzmin 1957) but not expressed sufficiently clearly (Chapter 17). [Later footnote.]

the redistribution of stars in coordinate space. For this reason our aim is to derive the equations, enabling to solve the problem with sufficient accuracy.

Thanks to the mixing effect, a stellar system after some “revolution time” evolves into the nearly stationary state, and subsequent variation of the system is caused by encounters. As the influence of encounters during the revolution time is not large, the system can be handled as nearly stationary. In stationary stellar system the phase density is a function of single-valued integrals of motion only. In case of star clusters (those, which can be handled as isolated) we may use the spherically symmetrical model of stellar system, where the phase density is a function of the energy integral and the total angular momentum integral. In case of galaxies, the axisymmetrical models have to be used, where the phase density is a function of the energy integral, the angular momentum integral, and some kind of third integral or quasi-integral. If we take into account stellar encounters, the phase density becomes also an explicit function of coordinates (although the dependence is slight) and time.

Let us divide the phase density into two parts: the main part  $\Psi$ , being a function of only integrals of motion of a stationary system and of time, and the small part  $\Delta\Psi$ , being in addition a function of coordinates. We also assume that the value of  $\Delta\Psi$ , averaged along the osculating orbit, is zero.<sup>3</sup> Starting from known kinetic Boltzmann equation, and assuming the stellar encounter effects to be sufficiently slow, we have the following equation for  $\Psi$  and  $\Delta\Psi$ <sup>4</sup>

$$\frac{\partial\Psi}{\partial t} + \sum \frac{\partial\Psi}{\partial I_i} \frac{\partial\bar{I}_i}{\partial t} = \bar{X}, \quad (18.1)$$

$$\frac{\partial\Delta\Psi}{\partial s} v + \sum \frac{\partial\Psi}{\partial I_i} \left( \frac{\partial I_i}{\partial t} - \frac{\partial\bar{I}_i}{\partial t} \right) = X - \bar{X}, \quad (18.2)$$

where  $t$  is time,  $I_i$  – integrals of motion,  $s$  and  $v$  – the path length and the velocity on the osculating orbit and  $X$  is the encounter function, *i.e.* the rate of the direct phase density variation due to encounters. The bar denotes the time averaging along the osculating orbit. It can be replaced by averaging over the region of space filled by loops of orbit. The weight in averaging is in this case the volume of the space corresponding to the unit of volume in space of integrals.<sup>5</sup>

<sup>3</sup>Under the osculating orbit we mean the orbit in stationary gravitational field, coinciding with a given variable field at a certain moment of time. [Later footnote.]

<sup>4</sup>Initially in Egs. (18.1) and (18.2) instead of  $\partial I_i/\partial t$  there was  $\dot{I}_i$ . But because  $I_i$  are the integrals in stationary gravitational field, we have  $\dot{I}_i = \partial I_i/\partial t$ . As it was done in Appendices of Chapter 17, we can introduce the adiabatic invariants  $\bar{P}_i$  or integrals  $K_i$  for slowly varying gravitational field instead of  $I_i$  as arguments of  $\Psi$ . Because  $\dot{\bar{P}}_i = 0$  (but  $\dot{P}_i \neq 0$ ) and  $\dot{K}_i = 0$ , Egs. (18.1) and (18.2) will simplify. But the simplification is interesting only when the expressions for  $P_i$  or  $K_i$  are known (Chapters 19 and 22). [Later footnote.]

<sup>5</sup>In case of stationarity the density of stars on orbit is proportional to  $v^{-1}$ . Let us replace the orbit with infinitely thin bunch of orbits, determined by the volume element in space of integrals. In case of stationarity the phase density is constant along the phase trajectory, and hence the density in ordinary space is proportional to the volume element filled by stars in velocity space. Therefore

To solve Eqs. (18.1) and (18.2) we must know the derivatives  $\partial I_i/\partial t$  and the encounter function  $X$ . The integrals  $I_i$  are the functions of time via gravitational potential. From the Poisson's equation we derive the following equation for the evolution of the potential  $\Phi$

$$\nabla^2 \frac{\partial \Phi}{\partial t} + 4\pi G \frac{\partial \rho}{\partial t} = 0, \quad (18.3)$$

where  $\rho$  is the mass density,  $G$  – the gravitational constant. If the phase density is the phase mass density, then  $\rho$  in the integral of  $\Psi$  over the velocity space. Expressing  $\partial \Psi/\partial t$  at its non-moving point, we find for the derivative  $\partial \rho/\partial t$

$$\frac{\partial \rho}{\partial t} = \int \left[ \bar{X} + \sum \frac{\partial \Psi}{\partial I_i} \left( \frac{\partial I_i}{\partial t} - \overline{\frac{\partial I_i}{\partial t}} \right) \right] dV, \quad (18.4)$$

where  $dV$  is the volume element in the velocity space.

The equations above were initially derived by us for the spherical stellar systems (Kuzmin 1957). But the equations remain principally the same also for axisymmetric systems. For spherical systems from derivatives  $\partial I_i/\partial t$  only the derivative of the energy integral remains, being equal to  $-2\partial \Phi/\partial t$ .<sup>6</sup> The derivative of the angular momentum integral is zero. For axisymmetric systems we have the derivatives from the energy integral and from the third integral.

An essential problem in solving the equations is the calculation of the encounter function. As the displacements of stars or of some other objects in the velocity space, caused by single encounter, are very small in general, we may apply the diffusion equation studied first by Landau (1937). Let us have objects with masses  $m_1$  and  $m_2$ , and phase densities  $\Psi_1$  and  $\Psi_2$ . In this case according to the diffusion equation the encounter function for objects with mass  $m_1$  is in form

$$X_{1,2} = -\pi G^2 \nabla (m_1 m_2 \nabla \mathbf{B} \cdot \Psi_1 - m_2^2 \mathbf{B} \nabla \Psi_1), \quad (18.5)$$

where  $\mathbf{B}$  is the tensor, depending on the velocity of objects with mass  $m_1$ , and can be calculated with the aid of the phase density  $\Psi_2$ . The operator  $\nabla$  should be applied in the velocity space.

If the axisymmetric system is sufficiently flattened, and if the stellar orbits are nearly circular, then in our equations we may use the integrals of nearly circular motion. This simplifies our problem. By using the integrals of nearly circular motion, it is quite easy to calculate the variations of the velocity dispersions and the systematic radial shift of stars. The increase of the velocity dispersions, caused by encounters, is not necessarily related to the radial contraction of the system, as it was assumed by Idlis (1955). The contraction occurs only in the inner parts of the system, in the outer parts the system expands.

---

the averaging along the orbit with the weight  $ds/v$  is identical to spatial averaging with the weight, proportional to the referred volume. [Later footnote.]

<sup>6</sup>Here we have in mind the energy integral according to Lindblad  $I_1 = v^2 - 2\Phi$  (and not  $E = \frac{1}{2}v^2 - \Phi$ ). [Later footnote.]

## *18. Dynamics of stellar systems with the encounter effect*

Because of complications in calculations, related to the equations above, we have not yet applied them in practice. The results of solving the equations will be very interesting. In particular, it would be interesting to clarify, what is the velocity distribution in the Galaxy due to encounters. Analysing the encounters of stars with massive nebulae, Spitzer and Schwarzschild derived in their paper the velocity distribution with negative excess, being in disagreement with observations. But the calculations were done within too simplified assumptions. Maybe by carrying more detailed calculations the velocity distribution will be completely different. Good agreement between the theoretical and observed axial ratio of velocity ellipsoid seems to confirm that encounters are quite important in the Galaxy.

1957

## 19. On the variation of the dispersion of stellar velocities.<sup>1</sup>

In papers by Prof. T. Rootsmäe, in particular in his posthumous paper, published in the same volume of Publications,<sup>2</sup> the kinematical criteria of stellar ages is used. When establishing these criteria, it is essential to know what are the kinematical characteristics of just-born stars in different epoch, and how these characteristics evolve in time. Both questions are not sufficiently well elaborated yet. In the present paper we focus on the second question. We study the evolution of the velocity dispersions, caused by the variation of regular gravitation field of the Galaxy, and by the irregular gravitational forces. In addition, we discuss the systematic motions of the stars, caused by the same reasons.

### 19.1.

Let us focus at first on the stationary regular potential, where we neglect the irregular forces.

Let  $R, \theta, z$  be cylindrical coordinates and  $v_R, v_\theta, v_z$  – the corresponding velocity components. Further, let  $\Phi$  be the regular gravitational potential, symmetrical about the axis  $R = 0$  and the plane  $z = 0$ .

We limit ourselves with the approximation of nearly circular orbits, *i.e.* when the Galaxy is highly flattened.

The theory of nearly circular orbits is well known. Following Chandrasekhar (1942) we define equations of motion

$$\ddot{R} = \frac{\partial \Phi}{\partial R} + \frac{I^2}{R^3}, \quad (19.1)$$

$$\ddot{z} = \frac{\partial \Phi}{\partial z}, \quad (19.2)$$

where dots designate time derivatives, and

$$I = Rv_\theta \quad (19.3)$$

is the angular momentum integral.

Let  $\omega(R)$  be the angular velocity for the motion on circular orbit with radius  $R$  (laying in plane  $z = 0$ ). The velocity  $\omega$  is related to the potential according to the

---

<sup>1</sup> Tartu Astron. Observatory Publications vol. 33, pp. 351 – 368, 1961.

<sup>2</sup>We had in mind the paper: Rootsmäe (1961) [Later footnote.]

19. On the variation of the dispersion of stellar velocities

equation

$$\omega^2 = -\frac{1}{R} \left( \frac{\partial \Phi}{\partial R} \right)_{z=0}. \quad (19.4)$$

Let us define the “mean radius” of the orbit  $\bar{R}$  as the radius of the circular orbit motion, which corresponds to the same  $I$  as in case of given orbit. Evidently for  $\bar{R}$  the following equation is valid

$$\bar{R}^2 \omega(\bar{R}) = I. \quad (19.5)$$

As the orbit is assumed to be nearly circular, then

$$\Delta R = R - \bar{R} \quad (19.6)$$

and  $z$  are small. Hence Eqs. (19.1) and (19.2) will have forms

$$(\Delta R)'' = -\omega_R^2(\bar{R}) \Delta R, \quad (19.7)$$

$$\ddot{z} = -\omega_z^2(\bar{R}) z, \quad (19.8)$$

where

$$\omega_R^2 = 4\omega^2 + R \frac{\partial \omega^2}{\partial R} = - \left( \frac{3}{R} \frac{\partial \Phi}{\partial R} + \frac{\partial^2 \Phi}{\partial R^2} \right)_{z=0}, \quad (19.9)$$

$$\omega_z^2 = - \left( \frac{\partial^2 \Phi}{\partial z^2} \right)_{z=0}. \quad (19.10)$$

From Eqs. (19.7) and (19.8) it results, that  $\Delta R$  and  $z$  oscillate harmonically about  $\Delta R = 0$  and  $z = 0$ , while  $\omega_R$  and  $\omega_z$  are corresponding frequencies (we assume  $\omega_R$  and  $\omega_z$  to be real, corresponding to stable circular orbits).

From Eqs. (19.7) and (19.8) we find the energy integrals

$$E_R = \frac{1}{2} (v_R^2 + \omega_R^2 \Delta R^2), \quad (19.11)$$

$$E_z = \frac{1}{2} (v_z^2 + \omega_z^2 z^2). \quad (19.12)$$

These are the energies of  $R$  and  $z$  oscillations, and they supplement the energy of motion in circular orbit with radius  $\bar{R}$  [see Appendix A].

The integral (19.11) can be modified by introducing the  $\theta$ -velocity

$$v'_\theta = v_\theta - v_c, \quad (19.13)$$

where  $v_c = R\omega(R)$  is the circular velocity. It is quite easy to derive the relation

$$v'_\theta = -\frac{1}{2} \frac{\omega_R^2}{\omega} \Delta R. \quad (19.14)$$



This transforms the integral (19.11) into the form found by Lindblad (1927)

$$E_R = \frac{1}{2}(v_R^2 + k^2 v_\theta'^2), \quad (19.15)$$

where

$$k = 2 \frac{\omega}{\omega_R}. \quad (19.16)$$

In Eqs. (19.11), (19.12) and (19.15) the argument of  $\omega_R$  and  $\omega_z$  is  $\bar{R}$ . But within the precision used in here it is possible to replace  $\bar{R}$  with  $R$ .

After forming the time averaged quantities, we have

$$\overline{v_R^2} = k^2 \overline{v_\theta'^2} = \omega_R^2 \overline{\Delta R^2} = E_R, \quad (19.17)$$

$$\overline{v_z^2} = \omega_z^2 \overline{z^2} = E_z. \quad (19.18)$$

In case of stationarity these time averages equal to spatial averages. After averaging over  $E_R$  and  $E_z$  we find

$$\sigma_R^2 = k^2 \sigma_\theta^2 = \omega_R^2 \eta^2 = \overline{E_R}, \quad (19.19)$$

$$\sigma_z^2 = \omega_z^2 \zeta^2 = \overline{E_z}, \quad (19.20)$$

where  $\sigma_R$ ,  $\sigma_\theta$ ,  $\sigma_z$ ,  $\eta$  and  $\zeta$  are the dispersions of  $v_R$ ,  $v_\theta$ ,  $v_z$ ,  $\Delta R$ , and  $z$ , respectively. The centroid moves along the circular orbit with the circular velocity.

We derive the same results when studying the phase density. According to the Jeans theorem we may suppose the phase density to be a function of integrals of motion  $E_R$ ,  $E_z$ , and  $\bar{R}$ , whereby  $\bar{R}$  may be replaced within sufficient precision with  $R$ . The velocity distribution is elliptical about  $v_R$  and  $v_\theta$ . We stress, that this ellipticity results from smallness of  $\Delta R$ , and is independent from the form of the potential. The form of the potential determines only the axial ratio  $k$  of the “velocity ellipsoid” to be a function of  $R$ .

The result, according to which the ratio of  $R$  and  $\theta$  axis of the velocity ellipse equals to  $k = 2\omega/\omega_R$ , is well known as the Lindblad formula (Lindblad 1927).

## 19.2.

Let us assume now, that the gravitational potential slowly varies in time and hence  $\omega$ ,  $\omega_R$ ,  $\omega_z$  vary, and  $\bar{R}$  varies according to (19.5).

If we neglect the variations of  $\omega_R$  and  $\omega_z$ , we derive previous results from Eqs. (19.7) and (19.8), only the expressions (19.11) and (19.5) will slightly change having now the forms

$$E_R = \frac{1}{2}(v_R'^2 + \omega_R^2 \Delta R^2) = \frac{1}{2}(v_R'^2 + k^2 v_\theta'^2), \quad (19.21)$$

$$v_R' = v_R - \bar{v}_R, \quad (19.22)$$

19. On the variation of the dispersion of stellar velocities

where  $\bar{v}_R = d\bar{R}/dt$ . The velocity  $\bar{v}_R$  may be identified with  $R$ -velocity of centroid ( $\theta$ -velocity of centroid is  $v_c$ ).

Let us take into account the variation of  $\omega_R$  and  $\omega_z$ . As a result of their variation  $E_R$  and  $E_z$  will vary. Differentiating  $E_R$  and  $E_z$  with respect to time and taking Eqs. (19.7) and (19.8), we find

$$\dot{E}_R = \frac{1}{2} \frac{d\omega_R^2}{dt} (\Delta R)^2, \quad (19.23)$$

$$\dot{E}_z = \frac{1}{2} \frac{d\omega_z^2}{dt} z^2. \quad (19.24)$$

Averaging these results by taking into account (19.17) and (19.18), and averaging again over  $E_R$  and  $E_z$ , gives us

$$\frac{d\bar{E}_R}{dt} = \frac{1}{\omega_R} \frac{d\omega_R}{dt} \bar{E}_R, \quad (19.25)$$

$$\frac{d\bar{E}_z}{dt} = \frac{1}{\omega_z} \frac{d\omega_z}{dt} \bar{E}_z. \quad (19.26)$$

Equations (19.25) and (19.26) enable to find the variation of dispersions  $v_R$ ,  $\sigma_\theta$ ,  $\sigma_z$ ,  $\eta$ ,  $\zeta$ . Using Eqs. (19.19) and (19.20) and also the relation (19.16) we find

$$\frac{1}{\sigma_R} \frac{d\sigma_R}{dt} = -\frac{1}{\eta} \frac{d\eta}{dt} = \frac{1}{2\omega_R} \frac{d\omega_R}{dt}, \quad (19.27)$$

$$\frac{1}{\sigma_\theta} \frac{d\sigma_\theta}{dt} = \frac{3}{2\omega_R} \frac{d\omega_R}{dt} - \frac{1}{\omega} \frac{d\omega}{dt}, \quad (19.28)$$

$$\frac{1}{\sigma_z} \frac{d\sigma_z}{dt} = -\frac{1}{\zeta} \frac{d\zeta}{dt} = \frac{1}{2\omega_z} \frac{d\omega_z}{dt}. \quad (19.29)$$

These results are valid in the vicinity of orbit, having the mean radius  $\bar{R}$ , varying together with  $\omega$ . Because  $d\bar{R}/dt = \bar{v}_R$ , then evidently

$$\frac{d}{dt} = \frac{\partial}{\partial t} + \bar{v}_R \frac{\partial}{\partial R}. \quad (19.30)$$

Let us find now the expression for  $\bar{v}_R$ , and also for the centroid  $z$ -velocity  $\bar{v}_z$ . The velocity  $\bar{v}_R$  results easily from Eq. (19.5 (where  $I = \text{const}$ )). It gives

$$\bar{v}_R = -\frac{1}{2\omega} \frac{d\omega}{dt} R. \quad (19.31)$$

It is easy to derive  $\bar{v}_z$ . Because of proportionality with variation of  $E_z$ , the distribution of  $z$  remains self-similar. Now, having in mind the variation of  $\zeta$ , we conclude that

$$\bar{v}_z = -\frac{1}{2\omega_z} \frac{d\omega_z}{dt} z. \quad (19.32)$$

The distribution of  $\Delta R$  also remains self-similar. Variation of  $\Delta R$  distribution does not influence  $\bar{v}_R$  (within precision used in here). And the velocity distribution remains self-similar.

Equations (19.31) and 19.32 allow to find the expression for three terms in divergence of the centroid velocity vector. They have forms

$$\frac{\partial \bar{v}_R}{\partial R} = -\frac{2}{\omega_R} \frac{d\omega_R}{dt} + \frac{3}{2\omega} \frac{d\omega}{dt}, \quad (19.33)$$

$$\frac{\bar{v}_R}{R} = -\frac{1}{2\omega} \frac{d\omega}{dt}, \quad (19.34)$$

$$\frac{\partial \bar{v}_z}{dz} = -\frac{1}{2\omega_z} \frac{d\omega_z}{dt}. \quad (19.35)$$

The second and the third of these equations result directly, the first one requires some calculations using Eqs. (19.5) and (19.31) [see Appendix A].

Comparing the results (19.33) and (19.34) with (19.27) and (19.28), and (19.35) with (19.31), it can be seen that

$$\frac{1}{\sigma_R} \frac{d\sigma_R}{dt} + \frac{1}{\sigma_\theta} \frac{d\sigma_\theta}{dt} = -\frac{\partial \bar{v}_R}{\partial R} - \frac{\bar{v}_R}{R}, \quad (19.36)$$

$$\frac{1}{\sigma_z} \frac{d\sigma_z}{dt} = -\frac{\partial \bar{v}_z}{\partial z}. \quad (19.37)$$

Derived relations agree with the Lindblad (1950) ‘‘adiabatic’’ theory, where the multiplication of volume of the velocity ellipsoid and the volume element of the ‘‘stellar medium’’ (in ordinary space) remains constant. The Lindblad theory is an integral expression of the Liouville theorem on the conservation of the phase volume.

The results of the present Section have some similarity with the results of the Chandrasekhar theory of non-stationary stellar systems (Chandrasekhar 1942). The Chandrasekhar’s theory is more general in the sense that there are no restrictions on the flatness of the system or the subsystem, and on the evolution speed of the potential. But in case of very flat subsystems and slowly varying potential our theory is more general than the Chandrasekhar’s theory.

### 19.3.

Let us discuss now the effect of irregular forces. Irregular forces influence the structure of Galactic subsystems directly and indirectly. In latter case the influence is via the gravitational potential.<sup>3</sup> These variations of the spatio-kinematical characteristics of flattened Galactic subsystems, discussed above, may serve as the result of indirect influence of irregular forces. Now we discuss their direct action.

---

<sup>3</sup>This double nature of action of irregular forces was missed by Idlis (1957), leading him to some wrong results.

19. On the variation of the dispersion of stellar velocities

We handle the irregular forces as impulses abruptly changing the stellar velocities. We assume that the action of irregular forces is quite slow, similar to the variations of the potential discussed above. In this case the structure of the Galaxy at every moment of time is quasi-stationary.

On the basis of Eqs. (19.15) and (19.12) we have for  $\overline{E}_R$  and  $\overline{E}_z$

$$\overline{E}_R = \frac{1}{2}(\sigma_R^2 + k^2\sigma_\theta^2), \quad (19.38)$$

$$\overline{E}_z = \frac{1}{2}(\sigma_z^2 + \omega_z^2\zeta^2). \quad (19.39)$$

Now we derive the variations of  $\overline{E}_R$  and  $\overline{E}_z$  due to irregular forces

$$\frac{d\overline{E}_R}{dt} = \frac{1}{2} \left( \frac{\delta\sigma_R^2}{\delta t} + k^2 \frac{\delta\sigma_\theta^2}{\delta t} \right), \quad (19.40)$$

$$\frac{d\overline{E}_z}{dt} = \frac{1}{2} \frac{\delta\sigma_z^2}{\delta t}, \quad (19.41)$$

where  $\delta/\delta t$  designates variation per unit time without the spatial redistribution of stars.

Equations (19.40) and (19.41) can be represented also in form

$$\frac{d\overline{E}_R}{dt} = \left( \frac{1}{\sigma_R} \frac{\delta\sigma_R}{\delta t} + \frac{1}{\sigma_\theta} \frac{\delta\sigma_\theta}{\delta t} \right) \overline{E}_R, \quad (19.42)$$

$$\frac{d\overline{E}_z}{dt} = \frac{1}{\sigma_z} \frac{\delta\sigma_z}{\delta t} \overline{E}_z, \quad (19.43)$$

where we substituted  $\sigma_R/\sigma_\theta$  instead of  $k$  (Eq. 19.19).

As the discussed variations result only from direct action of irregular forces, we may neglect the variations of  $\omega_R$  and  $\omega_z$ , and also  $k = 2\omega/\omega_R$ . In this case, having in mind Eqs. (19.19) and (19.20), we derive

$$\frac{1}{\sigma_R} \frac{d\sigma_R}{dt} = \frac{1}{\sigma_\theta} \frac{d\sigma_\theta}{dt} = \frac{1}{\eta} \frac{d\eta}{dt} = \frac{1}{2} \left( \frac{1}{\sigma_R} \frac{\delta\sigma_R}{\delta t} + \frac{1}{\sigma_\theta} \frac{\delta\sigma_\theta}{\delta t} \right), \quad (19.44)$$

$$\frac{1}{\sigma_z} \frac{d\sigma_z}{dt} = \frac{1}{\zeta} \frac{d\zeta}{dt} = \frac{1}{2\sigma_z} \frac{\delta\sigma_z}{\delta t}. \quad (19.45)$$

Due to the redistribution of stars in space, the real variations of  $\sigma_R$ ,  $\sigma_\theta$  and  $\sigma_z$  differ from their variation in absence of redistribution. From Eq. (19.44) follows that the redistribution of stars keeps the area of the velocity ellipse constant. It also restores the axial ratio of ellipse, if the irregular forces change this ratio. In addition, the redistribution of stars restores the ratio  $\sigma_z/\zeta$ , causing the  $\sigma_z$  variation to decrease twice due to the corresponding variation of  $\zeta$  (Eq. 19.45).

The redistribution of stars in space causes some of the potential energy and circular motion energy turn to the peculiar motion energy and vice versa.

It is not difficult to obtain the expressions for the variation of kinetic energy of peculiar  $R$  and  $\theta$  motion, caused by the redistribution of stars. Let us designate

$$K = \frac{1}{2}(\sigma_R^2 + \sigma_\theta^2) \quad (19.46)$$

as the specific kinetic energy of peculiar  $R$  and  $\theta$  motion. On the basis of Eq. (19.19) we have

$$K = \frac{k^2 + 1}{2k^2} \overline{E}_R. \quad (19.47)$$

Calculating derivatives  $d/dt$  of (19.47) and  $\delta/\delta t$  of (19.46), and using Eq. (19.40), we find

$$\left( \frac{d}{dt} - \frac{\delta}{\delta t} \right) K = -\frac{k^2 - 1}{4k^2} \left( \frac{\delta \sigma_R^2}{\delta t} - k^2 \frac{\delta \sigma_\theta^2}{\delta t} \right), \quad (19.48)$$

or from Eqs. (19.19) and (19.47)

$$\left( \frac{d}{dt} - \frac{\delta}{\delta t} \right) K = -\frac{k^2 - 1}{k^2 + 1} \left( \frac{1}{\sigma_R} \frac{\delta \sigma_R}{\delta t} - \frac{1}{\sigma_\theta} \frac{\delta \sigma_\theta}{\delta t} \right) K. \quad (19.49)$$

The expression in parenthesis on the right side of Eq. (19.38) is the relative variation of the ratio  $\sigma_R/\sigma_\theta$ , if the redistribution of stars is absent. When the irregular forces tend to “round” the velocity ellipse, *i.e.* when  $\sigma_R/\sigma_\theta$  approaches one, the spatial redistribution of stars causes the increase of the kinetic energy of peculiar  $R$  and  $\theta$  motion on the account of the circular motion energy. If the irregular forces tend to “elongate” the velocity ellipse, the opposite process occurs. In both cases  $k \neq 1$ , being valid for  $\partial\omega/\partial R \neq 0$ , *i.e.* in case of differential rotation.

Now we derive the expressions for  $R$  and  $z$  components of the systematic motions, caused by irregular forces. If irregular forces change the  $\theta$  velocity of the centroid, then the spatial redistribution of stars restores its equilibrium value to be equal to  $v_c$  for flat subsystems. As a result, the systematic motion of stars appears along  $R$ . From the expression of the angular momentum integral we have

$$\frac{d\overline{I}}{dt} = R \frac{\delta \overline{v}_\theta}{\delta t} = R^2 \frac{\delta \omega}{\delta t}. \quad (19.50)$$

As  $\Delta R$  is small, we may replace  $d\overline{I}/dt$  by  $dI/dt$ , handling  $I$  as a function of  $R$ , and thereafter take  $\overline{v}_R = d\overline{R}/dt$ . Using Eqs. (19.5) and (19.9) we find

$$\overline{v}_R = \frac{k}{\omega_R} \frac{\delta \omega}{\delta t} R. \quad (19.51)$$

On the other side, if we take  $\overline{v}_z$  to be approximately proportional to  $z$ , then using the expression for  $d\zeta/dt$  we derive

$$\overline{v}_z = \frac{1}{2\sigma_z} \frac{\delta \sigma_z}{\delta t} z. \quad (19.52)$$

## 19. On the variation of the dispersion of stellar velocities

The spatial redistribution of stars along  $R$  coordinate, related to the variation of  $\sigma_R$  and  $\sigma_z$ , must cause some additional systematic motions along the galactic radius. But within the precision used in here the value of that motion is neglectfully small.

### 19.4.

The irregular forces, caused by individual stars, are very weak in the Galaxy, and can not play a significant role. But, as it was indicated by Spitzer & Schwarzschild (1953) and Gurevich (1954), the role of irregular forces caused by the clouds of diffuse matter and of stars may be essential. They found that these forces may significantly increase the velocity dispersion of stars. They also mentioned that the action of irregular forces alone can explain why  $\sigma_z$  is less than  $\sigma_R$ .

Using the theory of irregular gravitational forces, presented by the author earlier (Kuzmin 1957) and having in mind that stellar masses are small compared with cloud masses, we may derive the following formulas for the variation of velocity dispersion of stars along  $i$ -th coordinate  $\sigma_i$ , and for the centroid velocity along the same coordinate  $\bar{v}_i$  [see Appendix C].

$$\frac{\delta\sigma_i^2}{\delta t} = \overline{[w^2 - w_i^2 + 2w_i(v_i - \bar{v}_i)]\tau^{-1}}, \quad (19.53)$$

$$\frac{\delta\bar{v}_i}{\delta t} = \overline{w_i\tau^{-1}}, \quad (19.54)$$

where  $w$  is the cloud velocity with respect to star,  $w_i$  –  $i$ -component of this velocity, and

$$\tau^{-1} = 2\pi G^2 m^2 n L(x) w^{-3}, \quad (19.55)$$

while

$$x^2 = \frac{r}{Gm} w^2. \quad (19.56)$$

In last formulas  $G$  is the gravitational constant,  $m$  – cloud mass,  $n$  – spatial density of clouds,  $r$  – effective action radius of irregular forces,  $L(x)$  – function, which increases starting from small  $x$  and up to  $x \sim 1$  proportionally to  $\sim x^4$ , thereafter with smaller speed, and finally for large  $x$  proportionally to  $\sim \ln x$ . The quantity  $\tau$  characterises the time of action of irregular forces as a function of  $w$ .

Equations (19.53) and (19.54) would be significantly simpler, if it would be possible to assume that  $\tau$  is independent of  $w$ , *i.e.*  $L(x)$  is proportional to  $x^3$ . Within a certain approximation this can be done. The clouds form quite flattened subsystem of the Galaxy. The action radius of irregular forces is of the order of thickness of that subsystem. As the clouds give notable contribution to the Galactic density only near the symmetry plane of the Galaxy, the mean  $w^2$  for highly flattened subsystem of stars probably does not exceed  $Gm/r$  more than 1 – 2 orders of magnitude. Hence  $x$  is in the average an order of unity. For these values of  $x$   $L(x)$  increases still quite rapidly.

Supposing  $\tau$  to be independent of  $w$ , we find the following formulas

$$\tau \frac{\delta \sigma_R^2}{\delta t} = \kappa_R^2 + 3(\sigma^2 - \sigma_R^2), \quad (19.57)$$

$$\tau \frac{\delta \sigma_\theta^2}{\delta t} = \kappa_\theta^2 + 3(\sigma^2 - \sigma_\theta^2), \quad (19.58)$$

$$\tau \frac{\delta \sigma_z^2}{\delta t} = \kappa_z^2 + 3(\sigma^2 - \sigma_z^2), \quad (19.59)$$

and

$$\tau \frac{\overline{\delta v_\theta}}{\delta t} = \Delta \bar{v}_\theta. \quad (19.60)$$

Here  $\kappa_R^2$ ,  $\kappa_\theta^2$ ,  $\kappa_z^2$  are the mean squares of the cloud velocities with respect to the centroid of stars, and are perpendicular to the axes  $v_R$ ,  $v_\theta$ ,  $v_z$ , respectively,

$$\sigma^2 = \frac{1}{3}(\sigma_R^2 + \sigma_\theta^2 + \sigma_z^2) \quad (19.61)$$

is the square mean velocity dispersion and  $\Delta \bar{v}_\theta$  denotes the velocity difference for clouds and stars. The quantity  $\tau$  must be taken in these formulas to be a function of  $\sigma$ . But for small  $\sigma$ , corresponding to flat subsystems of the Galaxy, this dependence is weak. For large  $\sigma$  the quantity  $\tau$  sharply increases, and our formulas are inexact.

From Eqs. (19.57)–(19.59) and (19.61) it follows that

$$\tau \frac{\delta \sigma^2}{\delta t} = \kappa^2, \quad (19.62)$$

where

$$\kappa^2 = \frac{1}{3}(\kappa_R^2 + \kappa_\theta^2 + \kappa_z^2). \quad (19.63)$$

$3\kappa^2$  is the doubled specific kinetic energy given to stars by the clouds during the time  $\tau$ .

Equations (19.57) – (19.59) indicate that there is a tendency to uniform the kinetic energy along the three velocity components. In case of small  $\sigma$  this may be opposed by the inequality between  $\kappa_R$ ,  $\kappa_\theta$ ,  $\kappa_z$ . But probably the difference between these quantities for flat subsystems is not large.

As the system of clouds is rotating with the circular velocity (as all very flat subsystems), then with respect to these subsystems  $\Delta \bar{v}_\theta = 0$  and thus  $\kappa_R^2 = \sigma_\theta^2 + \sigma_z^2$ ,  $\kappa_\theta^2 = \sigma_R^2 + \sigma_z^2$ ,  $\kappa_z^2 = \sigma_R^2 + \sigma_\theta^2$ , where  $\sigma_R$ ,  $\sigma_\theta$ ,  $\sigma_z$  are cloud velocity dispersions at present. If for clouds  $\sigma_R > \sigma_\theta, \sigma_z$  as it was for stars, then  $\kappa_R < \kappa_\theta, \kappa_z$ . But on the other side, Eqs. (19.57) – (19.59) do not take into account distant encounters between stars and clouds very correctly. Due to the flatness of the cloud system and its differential rotation, in case of distant encounters, the irregular forces act mainly only in  $R$  direction. Hence  $\kappa_R^2$  must be taken somewhat larger when compared with

19. On the variation of the dispersion of stellar velocities

$\sigma_\theta^2 + \sigma_z^2$  for clouds. Probably we do not make a large error when accepting for flat subsystems

$$\kappa_R = \kappa_\theta = \kappa_z = \kappa. \quad (19.64)$$

For relative variation of dispersions we derive from Eqs. (19.57)–(19.59) the following formulas ( $\sigma_R/\sigma_\theta = k$ )

$$\tau \left( \frac{1}{\sigma_R} \frac{\delta\sigma_R}{\delta t} + \frac{1}{\sigma_\theta} \frac{\delta\sigma_\theta}{\delta t} \right) = \frac{(k^2 + 1)(\kappa^2 + 3\sigma^2)}{2\sigma_R^2} - 3, \quad (19.65)$$

$$\tau \left( \frac{1}{\sigma_R} \frac{\delta\sigma_R}{\delta t} - \frac{1}{\sigma_\theta} \frac{\delta\sigma_\theta}{\delta t} \right) = -\frac{(k^2 - 1)(\kappa^2 + 3\sigma^2)}{2\sigma_R^2}, \quad (19.66)$$

$$\frac{\tau}{\sigma_z} \frac{\delta\sigma_z}{\delta t} = \frac{\kappa^2 + 3\sigma^2}{2\sigma_z^2} - \frac{3}{2}. \quad (19.67)$$

These formulas give concrete expressions for the right sides of Eqs. (19.44), (19.45) and (19.49). Equation (19.65) gives the relative variation of the area of velocity ellipse during the time  $\tau$ . This variation remains invariant in case of spatial redistribution of stars, related to the action of irregular forces. Equation (19.66) gives the relative variation of the axial ratio of the velocity ellipsoid during the time  $\tau$  in case of the absence of redistribution of stars (redistribution restores this ratio). The irregular forces tend to round the ellipse. Therefore, according to Eq. (19.38), the redistribution of stars causes the transformation of some energy of circular motion into the energy of peculiar  $R$  and  $\theta$  motion.

## 19.5.

As with respect to flat subsystems  $\Delta\bar{v}_\theta = 0$ , from Eq. (19.60) it follows that for them  $\delta\bar{v}_\theta/\delta t = R\delta\omega/\delta t = 0$ . Thus the action of irregular forces does not cause systematic radial motions in very flat subsystems (Eq. 19.51). Less flattened subsystems rotate more slowly. With respect to them  $\Delta\bar{v}_\theta > 0$ , and consequently for them  $\delta\bar{v}_\theta > 0$ . These subsystems must expand radially. The cloud system, because of the conservation of the angular momentum, must have  $\delta\bar{v}_\theta < 0$ , *i.e.* must contract. As much as the stars of very flattened subsystems are related to cloud system, these radial motions must be given over to these subsystems. Because  $\tau^{-1}$  is small compared to  $\omega_R$ , the radial motion speed may be only small part of  $\Delta\bar{v}_\theta$ .

Although some moderate radial motions may exist in individual subsystems of the Galaxy, in the Galaxy as a whole the radial mass transformation is probably nearly absent, at least at present evolution stage. Hence the values of  $\omega$  and  $\omega_R$ , which depend mainly on the radial mass distribution, vary very little. If  $\omega$  varies very little, its variation can not cause significant radial motion (because of Eq. (19.31)).

Because  $\omega_R$  varies very little, we can suppose that the variation of  $\sigma_R$  and  $\sigma_\theta$  is caused by the direct action of irregular forces. Hence we may suppose that the total variation of  $\sigma_R$  and  $\sigma_\theta$  is described by Eqs. (19.44) and (19.65).



But it is not justified to neglect the variation of  $\omega_z$ . If the irregular forces vary  $\sigma_z$  and thus also  $\zeta$ , then the dynamical density of the Galaxy in the vicinity of the symmetry plane  $\rho$  must vary, and as a result  $\omega_z^2 \simeq 4\pi G\rho$  must vary.

Accounting for the variation of  $\omega_z$ , we derive on the basis of Eqs. (19.29) and (19.45) the following expressions for the total relative variation of  $\sigma_z$  and  $\zeta$

$$\frac{1}{\sigma_z} \frac{d\sigma_z}{dt} = \frac{1}{2} \left( \frac{1}{\sigma_z} \frac{\delta\sigma_z}{\delta t} + \frac{1}{\omega_z} \frac{d\omega_z}{dt} \right), \quad (19.68)$$

$$\frac{1}{\zeta} \frac{d\zeta}{dt} = \frac{1}{2} \left( \frac{1}{\sigma_z} \frac{\delta\sigma_z}{\delta t} - \frac{1}{\omega_z} \frac{d\omega_z}{dt} \right). \quad (19.69)$$

Let us designate

$$\frac{1}{\omega_z} \frac{d\omega_z}{dt} = -\frac{\alpha}{\tau}. \quad (19.70)$$

In this case according to Eqs. (19.44), (19.68), (19.69), (19.65), (19.67) we have the following results [see Appendix D]

$$\frac{\tau}{\sigma_R} \frac{d\sigma_R}{dt} = \frac{\tau}{\sigma_\theta} \frac{d\sigma_\theta}{dt} = \frac{(k^2 + 1)(\kappa^2 + 3\sigma^2)}{4\sigma_R^2} - \frac{3}{2}, \quad (19.71)$$

$$\frac{\tau}{\sigma_z} \frac{d\sigma_z}{dt} = \frac{\kappa^2 + 3\sigma^2}{4\sigma_z^2} - \frac{3}{4} - \frac{\alpha}{2}, \quad (19.72)$$

$$\frac{\tau}{\zeta} \frac{d\zeta}{dt} = \frac{\kappa^2 + 3\sigma^2}{4\sigma_z^2} - \frac{3}{4} + \frac{\alpha}{2}. \quad (19.73)$$

As the density in every subsystem at  $z = 0$  is proportional to  $\zeta^{-1}$  and  $\omega_z^2 \simeq 4\pi G\rho$ , then by using Eq. (19.73) we find an additional relation [see Appendix D]

$$\left( \frac{\kappa^2 + 3\sigma^2}{3\sigma_z^2} \right) = 1 + 2\alpha, \quad (19.74)$$

while the averaging is done with a weight, which is proportional to the subsystem density at  $z = 0$ . In Eq. (19.74) we did not account for the contribution of the cloud subsystem to the density. If it is large and varies in a different way, compared to the stellar subsystem in average, then the coefficient in  $\alpha$  has to be slightly changed.

On the basis of Eqs. (19.71) and (19.72) we may conclude that the relative variations of  $\sigma_R$  and  $\sigma_z$  try to establish the equality between their variations. Let us suppose that this kind of equilibrium is established within some approximation, and the ratio  $\sigma_R/\sigma_z$  varies only little. Then from Eqs. (19.71) and (19.72) we derive the relation

$$(\kappa^2 + 3\sigma^2) \left( \frac{k^2 + 1}{\sigma_R^2} - \frac{1}{\sigma_z^2} \right) = 3 - 2\alpha. \quad (19.75)$$

19. On the variation of the dispersion of stellar velocities

In solar neighbourhood  $\sigma_R/\sigma_z$  is nearly the same for all subsystems. From Eq. (19.75) we find that this is the case when [see Appendix D]

$$\frac{\sigma_R^2}{\sigma_z^2} = 1 + k^2 \quad (19.76)$$

and

$$\alpha = \frac{3}{2}. \quad (19.77)$$

With help of Eq. (19.76) we find

$$\frac{3\sigma^2}{\sigma_z^2} = k^2 + k^{-2} + 3. \quad (19.78)$$

Thus Eqs. (19.71)–(19.74) will have forms

$$\frac{\tau}{\sigma_R} \frac{d\sigma_R}{dt} = \frac{\tau}{\sigma_\theta} \frac{d\sigma_\theta}{dt} = \frac{\tau}{\sigma_z} \frac{d\sigma_z}{dt} = \frac{\kappa^2}{4\sigma_z^2} + \frac{k^2 + k^{-2} - 3}{4}, \quad (19.79)$$

$$\frac{\tau}{\zeta} \frac{d\zeta}{dt} = \frac{\kappa^2}{4\sigma_z^2} + \frac{k^2 + k^{-2} + 3}{4}, \quad (19.80)$$

and

$$\kappa^2 \overline{\sigma_z^{-2}} = 9 - (k^2 + k^{-2}). \quad (19.81)$$

Relation (19.76) is quite interesting. It seems to agree well with the observed axial ratio of velocity ellipsoid. In solar neighbourhood  $\sigma_\theta/\sigma_R = 0.63$  and thus  $k^2 = 2.5$ . Therefore Eq. (19.76) gives  $\sigma_z/\sigma_R = 0.53$ , which coincides precisely with the observed value (Einasto 1961).

The second terms in Eqs. (19.79) and (19.80) for  $k^2 = 2.5$  are near to zero and equal to  $3/2$ , respectively. Thus the velocity dispersion and  $\zeta$  increase in time for any value. And if the dispersion is large, its increase stops, but the increase of  $\zeta$  continues.

For  $k^2 = 2.5$  Eq. (19.81) gives  $\kappa^2 \overline{\sigma_z^{-2}} \simeq 6$  or  $\kappa^2 \overline{\sigma_R^2} \simeq 1.7$ . We may conclude now that the peculiar velocities of the cloud must be quite significant, although not very large, because  $\overline{\sigma_z^{-2}}$  and  $\overline{\sigma_R^2}$  can have quite significant values [see Appendix D].

The derived results have some similarity with the results by Spitzer & Schwarzschild (1953) and Gurevich (1954). The presented theory is quite rough yet. But it might be that it represents the influence of irregular forces on the kinematics and dynamics of the Galaxy somewhat better than earlier theories.

November 1961

## Appendices added in 1969

### 19.6. A. Integrals of nearly circular motion in slowly varying gravitational field. Vertex deviation

For a stationary system we have the integrals of nearly circular motion (19.11), (19.12) and (19.5)

$$E_R = \frac{1}{2}(v_R^2 + \omega_R^2 x^2), \quad E_z = \frac{1}{2}(v_z^2 + \omega_z^2 z^2), \quad I = \omega \bar{R}^2, \quad (19.82)$$

where

$$x = \Delta R = R - \bar{R}. \quad (19.83)$$

If the gravitational field slowly varies in time we have the adiabatic invariants

$$P_R = \frac{1}{2\pi} \oint v_R dR = \omega_R^{-1} E_R, \quad P_z = \frac{1}{2\pi} \oint v_z dz = \omega_z^{-1} E_z, \quad P_\theta = I. \quad (19.84)$$

During the motion of a star,  $P_R$  and  $P_z$  oscillate, being invariants only on average. We derive the integrals of motion according to formulas

$$K_R = P_R - \int \dot{P}_R dt, \quad K_z = P_z - \int \dot{P}_z dt, \quad (19.85)$$

giving

$$\begin{aligned} K_R &= \frac{1}{2} \omega_R^{-1} (\dot{x}^2 + \omega_R^2 x^2 + \frac{\dot{\omega}_R}{\omega_R} x \dot{x}), \\ K_z &= \frac{1}{2} \omega_z^{-1} (\dot{z}^2 + \omega_z^2 z^2 + \frac{\dot{\omega}_z}{\omega_z} z \dot{z}). \end{aligned} \quad (19.86)$$

Now we introduce new variables

$$v'_R = v_R - \bar{v}_R, \quad v'_\theta = v_\theta - \bar{v}_\theta, \quad v'_z = v_z - \bar{v}_z \quad (\bar{v}_\theta = v_c). \quad (19.87)$$

Within sufficient precision we may assume

$$\dot{x} = v'_R + \frac{\partial \bar{v}_R}{\partial R} x. \quad (19.88)$$

We find the derivative  $\partial \bar{v}_R / \partial R$  from relations

$$\frac{\partial \bar{v}_R}{\partial R} = \frac{d}{dt} \left( \frac{d\bar{R}}{dI} \right) \bigg/ \frac{d\bar{R}}{dI} \quad (19.89)$$

and

$$\frac{d\bar{R}}{dt} = \bar{v}_R = -\frac{1}{2} \frac{\dot{\omega}}{\omega}. \quad (19.90)$$

Because

$$\frac{dI}{d\bar{R}} = \frac{\omega_R}{k} \bar{R}, \quad (19.91)$$

19. On the variation of the dispersion of stellar velocities

we have

$$\frac{\partial \bar{v}_R}{\partial R} = -\frac{1}{2} \frac{\dot{\omega}_R}{\omega_R} + \frac{3}{2} \frac{\dot{k}}{k}. \quad (19.92)$$

Further, we may substitute

$$\dot{z} = v'_z + \frac{\partial \bar{v}_z}{\partial z} z, \quad (19.93)$$

and

$$\frac{\partial \bar{v}_z}{\partial z} = -\frac{1}{2} \frac{\dot{\omega}_z}{\omega_z}. \quad (19.94)$$

Finally

$$\omega_R x = -k v'_\theta. \quad (19.95)$$

Therefore we have (within the precision sufficient in here)

$$\begin{aligned} K_R &= \frac{1}{2} \omega_R^{-1} (v_R'^2 + k^2 v_\theta'^2 - \frac{3k}{\omega_R} v'_R v'_\theta), \\ K_z &= \frac{1}{2} \omega_z^{-1} (v_z'^2 + \omega_z^2 z^2), \\ I &= \omega R^2. \end{aligned} \quad (19.96)$$

In the expression for  $I$  we substituted  $\bar{R}$  with  $R$ . This can be done also for  $\bar{R}$  as argument of  $\omega$ ,  $\omega_R$ ,  $\omega_z$ .

According to the Jeans theorem, the integrals  $K_R$ ,  $K_z$ ,  $I$  can be used as the arguments of the phase density

$$\Psi = \Psi(K_R, K_z, I). \quad (19.97)$$

Velocity distribution, projected onto the  $v_z = 0$  plane, is elliptical with a centre at  $v_\theta = \bar{v}_\theta$  ( $= v_c$ ),  $v_R = \bar{v}_R$ . The axes of the velocity ellipse are inclined with respect to  $R$  and  $\theta$  by a small angle

$$\gamma = -\frac{3}{2} \frac{\dot{k}}{(k^2 - 1)\omega_R}, \quad (19.98)$$

*i.e.* there is “vertex deviation” for  $\dot{k} \neq 0$ .

Our theory of slightly non-stationary flat stellar system (subsystem) is consistent with Chandrasekhar (1942) theory if we take

$$\frac{\dot{\omega}_R}{\omega_R} = \frac{\dot{\omega}}{\omega} = 2 \frac{\dot{\varphi}_1}{\varphi_1}, \quad \frac{\dot{\omega}_z}{\omega_z} = 2 \frac{\dot{\varphi}_2}{\varphi_2}, \quad (19.99)$$

where  $\varphi_1$  and  $\varphi_2$  are the functions introduced by Chandrasekhar. However, as in this case  $\dot{k} = 0$ , the vertex deviation is absent.

## 19.7. B. The vertex deviation resulting from the irregular gravitational forces

Because of irregular forces the uniform distribution of stellar  $R$ -oscillation (and also of  $z$ -oscillation) phases is destroyed.

By taking into account that

$$v_R = \sqrt{eE_R} \cos \theta_R, \quad kv'_\theta = -\sqrt{2E_R} \sin \theta_R \quad (19.100)$$

$$\dot{\theta}_R = \omega_R, \quad (19.101)$$

where  $\theta_R$  is the phase of  $R$ -oscillations, we find

$$\begin{aligned} \frac{d\sigma_R^2}{dt} &= 2k\omega_R \overline{v_R v'_\theta}, \\ k^2 \frac{d\sigma_\theta^2}{dt} &= -2k\omega_R \overline{v_R v'_\theta}. \end{aligned} \quad (19.102)$$

If the action of irregular forces would stop, the variations of  $\sigma_R^2$  and  $\sigma_\theta^2$  would be like damped oscillations because of mixing due to  $R$ -gradient of  $\omega_R$ . Yet the irregular forces support the nonuniform distribution according to the phase of  $R$ -oscillations. Adding to the variations of  $\sigma_R^2$  and  $\sigma_\theta^2$ , resulting from nonuniform distribution in  $\theta_R$ , the variations resulting from direct action of irregular forces we have

$$\begin{aligned} \frac{d\sigma_R^2}{dt} &= 2k\omega_R \overline{v_R v'_\theta} + \frac{\delta\sigma_R^2}{\delta t}, \\ k^2 \frac{d\sigma_\theta^2}{dt} &= -2k\omega_R \overline{v_R v'_\theta} + k^2 \frac{\delta\sigma_\theta^2}{\delta t}. \end{aligned} \quad (19.103)$$

Because of quasi-stationarity the left parts of these equations are equal. Hence

$$2k\omega_R \overline{v_R v'_\theta} = -\frac{1}{2} \left( \frac{\delta\sigma_R^2}{\delta t} - k^2 \frac{\delta\sigma_\theta^2}{\delta t} \right). \quad (19.104)$$

But

$$\overline{v_R v'_\theta} = -\gamma(k^2 - 1)\sigma_\theta^2 \quad (19.105)$$

(for small angles  $\gamma$ ). Consequently

$$\gamma = \frac{k}{4(k^2 - 1)\omega_R \sigma_R^2} \left( \frac{\delta\sigma_R^2}{\delta t} - k^2 \frac{\delta\sigma_\theta^2}{\delta t} \right) \quad (19.106)$$

Further according to Eq. (19.110) we have

$$\gamma = -\frac{1}{2\tau\omega_R} \frac{\sigma_*^2 + p\sigma^2}{\sigma_R \sigma_\theta}. \quad (19.107)$$

### 19.8. C. Variations of the mean velocity and velocity dispersion due to the direct action of irregular forces

Evidently

$$\begin{aligned}\frac{\delta \bar{v}_i}{\delta t} &= \bar{a}_i, \\ \frac{\delta \sigma_i^2}{\delta t} &= 2[(v_i - \bar{v}_i)a_i + \bar{A}_{ii}],\end{aligned}\quad (19.108)$$

where  $a_i$  is the  $i$ -th component of mean velocity variation vector, due to irregular forces (dynamical friction), and  $A_{ii}$  is the  $ii$ -th component of the dispersion tensor of the velocity variation. Averaging is done over stars in unit volume.

In Kuzmin (1957) (Chapter 17) we gave the expressions for vector  $\mathbf{b}$  and tensor  $\mathbf{B}$ , related to  $\mathbf{a}$  and  $\mathbf{A}$  according to relations

$$\mathbf{a} = \pi G m^2 (1 + \mu) \mathbf{b}, \quad \mathbf{A} = \pi G m^2 \mathbf{B}, \quad (19.109)$$

where  $\mu$  is the ratio of the masses of ordinary star and disturbing star. By using the expressions for  $\mathbf{b}$  and  $\mathbf{B}$  and assuming  $\mu = 0$ , we derive Eqs. (19.53)–(19.55) and thereafter within the simplification we have done we have Eqs. (19.57)–(19.60).

### 19.9. D. Variation of the velocity dispersion. The ratio of dispersions

In following papers (Chapters 20 and 22) we decided to replace in Eqs. (19.57)–(19.59) the coefficient 3 with  $2p$  while  $p \simeq 1$ . In this case by taking  $\kappa_i = 2\sigma_*^2$ , we have

$$\tau \frac{\delta \sigma_i^2}{\delta t} = 2 [\sigma_*^2 + p(\sigma^2 - \sigma_i^2)]. \quad (19.110)$$

Further, assuming

$$\frac{\dot{\omega}_z}{\omega} = -\frac{\alpha}{\tau}, \quad (19.111)$$

we find for the variation of the velocity dispersions

$$\begin{aligned}\frac{\tau}{\sigma_R^2} \frac{d\sigma_R^2}{dt} &= \frac{\tau}{\sigma_\theta^2} \frac{d\sigma_\theta^2}{dt} = \frac{(k^2+1)(\sigma_*^2+p\sigma^2)}{\sigma_R^2} - 2p, \\ \frac{\tau}{\sigma_z^2} \frac{d\sigma_z^2}{dt} &= \frac{\sigma_*^2+p\sigma^2}{\sigma_z^2} - p - \alpha.\end{aligned}\quad (19.112)$$

From these equations we have

$$\begin{aligned}\tau \frac{d(\sigma_R^2/\sigma_z^2)}{dt} &= \frac{\sigma_R^2}{\sigma_z^2} \left[ (\sigma_*^2 + p\sigma^2) \left( \frac{k^2+1}{\sigma_R^2} - \frac{1}{\sigma_z^2} \right) + \alpha - p \right], \\ \tau \frac{d\sigma^2}{dt} &= \lambda \sigma_*^2 + (\lambda - 2)p\sigma^2 - \frac{1}{3}(\alpha - p)\sigma_z^2,\end{aligned}\quad (19.113)$$

where

$$\lambda = 1 + \frac{k^2 + k^{-2}}{3}. \quad (19.114)$$

Supposing  $\alpha$ ,  $p$ ,  $k$ ,  $\sigma_*$  to be constants, we may eliminate  $t$  from these equations. This gives us the differential equation of the first order, and the solution gives us the dependence of  $\sigma^2/\sigma_z^2$  on  $\sigma^2/\sigma_*^2$ . For the initial condition we may demand that  $\sigma_R^2/\sigma_z^2$  must be finite for  $\sigma^2/\sigma_*^2 = 0$ .

For

$$\alpha = p \quad (19.115)$$

we derive the solution

$$\frac{\sigma_R^2}{\sigma_z^2} = k^2 + 1. \quad (19.116)$$

For general case we find

$$\frac{\sigma_R^2}{\sigma_z^2} = k^2 + 1 + \frac{(\alpha - p)p}{\lambda(1 + p)} \frac{\sigma^2}{\sigma_*^2} + \dots \quad (19.117)$$

In the vicinity of the Sun, the solution with  $\alpha = p$  is suitable. But this is a good approximation probably also for a quite general case.

After introducing  $\sigma_*^2$  and  $p$  Eq. (19.74) will have a form

$$\left( \frac{\sigma_*^2 + p\sigma^2}{\sigma_z^2} \right) = p + 3\alpha. \quad (19.118)$$

Accepting the solution with  $\alpha = p$  we find

$$\sigma_*^2 \sigma^{-2} = p \frac{4 - \lambda}{\lambda}. \quad (19.119)$$

$\lambda \simeq 2$  in the solar neighbourhood, but as a more crude approximation it can be valid everywhere (in Hooke's field  $\lambda = 5/3$ , in Newtonian field  $29/12$ ). Therefore, if  $p \simeq 1$  we have  $\sigma_*^2 \simeq 1/\sigma^{-2}$ . This is quite acceptable estimate for  $\sigma_*^2$ .

*19. On the variation of the dispersion of stellar velocities*



## 20. On the dynamics of the non-stationary Galaxy<sup>1</sup>

### 20.1.

The theory of non-stationary stellar systems by Chandrasekhar (1942) has become highly known and achieved high authority within the recent decades. Chandrasekhar's theory is focused on the variation of spatio-kinematical structure of a stellar system due to the variation of the gravitation potential. The theory starts with postulating the existence of precisely ellipsoidal velocity distribution in the system. This assumption makes the results of the theory quite specific.

For very flat non-stationary subsystems of the Galaxy it is fairly easy to develop a more general and flexible theory than the Chandrasekhar's theory. In this theory the gravitational potential  $\Phi$  is assumed to be symmetrical with respect to an axis and a plane. But in addition, unlike in Chandrasekhar's theory, one needs to suppose that  $\Phi$  is varying quite slowly with time.

In this case, the usual theory of nearly circular orbit can be applied with some modifications to the motion of stars in the subsystem. Circular orbits are replaced by quasi-circular orbits, harmonic oscillations about the circular orbit by quasi-harmonic oscillations. The angular velocity  $\omega$  of motion on the quasi-circular orbit, and the frequencies  $\omega_R$  and  $\omega_z$  of quasi-harmonic oscillations along the cylindrical coordinates  $R$  and  $z$  are connected to the properties of the potential  $\Phi$  in usual manner. However,  $\omega$ ,  $\omega_R$ ,  $\omega_z$  are functions of not only  $R$  but also of time  $t$ .

Time variations of the radius of quasi-circular orbit and of the amplitudes  $a_R$  and  $a_z$  of the oscillations are

$$\frac{\dot{R}}{R} = -\frac{\dot{\omega}}{2\omega}, \quad \frac{\dot{a}_R}{a_R} = -\frac{\dot{\omega}_R}{2\omega_R}, \quad \frac{\dot{a}_z}{a_z} = -\frac{\dot{\omega}_z}{2\omega_z}. \quad (20.1)$$

As in ordinary theory of nearly circular orbits, the isocurves of  $a_R$  in the velocity space are ellipses. The axial ratio of ellipse is the same as in usual theory

$$k = \frac{2\omega}{\omega}. \quad (20.2)$$

But unlike in the ordinary theory, the line of the vertices of the ellipses has the deviation from the  $R$  direction. The deviation angle  $\gamma$  is

$$\gamma = -\frac{3\dot{k}}{2(k^2 - 1)\omega_R}. \quad (20.3)$$

---

<sup>1</sup> Tartu Astron. Observatory Teated No. 6, 19, 1963; Report on the Meeting of the Working Group on Stellar Kinematics and Dynamics of the Astron. Council of Academy of Sciences USSR, January 1962.

## 20. On the dynamics of the non-stationary Galaxy

In a way similar to the usual theory, we may define the state of quasi-stationary motion as the state, where the distribution of stars with galactocentric longitude on quasi-circular orbit  $\theta$  and with the phases  $\theta_R$  and  $\theta_z$  of  $R$  and  $z$  oscillations is uniform. Then, as in case of usual theory, the velocity distribution is elliptical, while the velocity ellipses describe the equidensity lines in the velocity space. This result can be derived also from Jeans theorem by using the integrals of motion.

For the centroid velocities we have

$$\bar{v}_R = -\frac{\dot{\omega}}{2\omega}R, \quad \bar{v}_\theta = R\omega, \quad \bar{v}_z = -\frac{\dot{\omega}_z}{2\omega_z}z. \quad (20.4)$$

It can be seen, that the K-effect turns out to be anisotropic in general. This means that the expansion or the contraction in  $R$ ,  $\theta$  and  $z$  directions occurs with different velocities. The K-effect anisotropy distorts the differential rotation by deviating the “kinematical center” of the Galaxy from  $R$  direction by angle

$$\gamma' = -\frac{2\dot{k}}{(k^2 - 1)\omega_R}. \quad (20.5)$$

The velocity dispersions  $\sigma_R$ ,  $\sigma_\theta$ ,  $\sigma_z$  and the dispersion of  $z$  coordinate are now functions of  $R$  and  $t$ . Besides, as in usual theory, following relations hold

$$\sigma_R = k\sigma_\theta, \quad \sigma_z = \omega_z\zeta. \quad (20.6)$$

For time variations of the dispersions we have the expressions

$$\frac{\dot{\sigma}_R}{\sigma_R} = \frac{\dot{\sigma}_\theta}{\sigma_\theta} + \frac{\dot{k}}{k} = \frac{\dot{\omega}_R}{2\omega_R}, \quad \frac{\dot{\sigma}_z}{\sigma_z} = -\frac{\dot{\zeta}}{\zeta} = \frac{\dot{\omega}}{2\omega_z}. \quad (20.7)$$

Here we have in mind the variation with  $R$  moving with centroid  $R$ -velocity, *i.e.*

$$\frac{d}{dt} = \frac{\partial}{\partial t} + v_R \frac{\partial}{\partial R}. \quad (20.8)$$

The developed theory is evidently significantly more general than the Chandrasekhar's theory. In Chandrasekhar's theory the relative variations of  $\omega$ ,  $\omega_R$  and  $\omega_z$ , and also of the velocity dispersions  $\sigma_R$  and  $\sigma_z$  are only functions of time and not of  $R$ .

Further, in Chandrasekhar's theory the rotational velocity  $\bar{v}_\theta$  of a stellar system and the ratio of dispersions  $\sigma_R/\sigma_\theta$  are fixed functions of  $R$ . In our theory this dependence is determined by  $\omega$  and  $\omega_R$  as functions of  $R$ , which can be given arbitrarily. And finally, Chandrasekhar's theory does not give the deviation of vertices.

All these highly specific results of Chandrasekhar's theory are related to the postulate about strictly ellipsoidal distribution of velocities. In our theory as well as in usual theory of nearly circular orbits, the ellipsoidal velocity distribution (or to be more precise, the elliptical distribution) is assumed only as some kind of approximation.

## 20.2.

Although the theory presented above describes the deviation of vertices, it does not explain the value of observed deviation. First, the observed deviation of vertices is too large; second, it predicts the deviation of the “kinematical centre” to be of the same order as the deviation of vertices. In reality, no deviation of “kinematical centre” is detected.

We must assume that the condition of quasi-stationarity is not precisely valid. If the distribution of stars with  $\theta$ ,  $\theta_R$ ,  $\theta_z$  is not completely uniform, there will be oscillations of the spatial density, the centroid velocity vector and the velocity dispersion tensor. These oscillations, if they are not damped too quickly, can explain according to Lindblad (1955) the observed deviation of vertices.

Slowly these oscillations will be damped, because other stars oscillating with respect to circular orbits of different radii are moving in the neighbourhood of a given point, and  $\omega$ ,  $\omega_R$ ,  $\omega_z$  are functions of  $R$ . This process of approaching to a stationary state is usually called “mixing”.

Let us have for the distribution of stars in  $\theta$ ,  $\theta_R$ ,  $\theta_z$  for  $t = 0$  a Fourier expansion term  $\exp(i\Theta)$ , where

$$\Theta = l\theta + m\theta_R + n\theta_z$$

( $l$ ,  $m$ ,  $n$  are natural numbers). In this case the corresponding expansion term of the phase density at a given point of the velocity space oscillates according to the formula

$$e^{i\Omega t} \cdot e^{i\frac{d\Omega}{dR}\Delta R t}, \quad (20.9)$$

where

$$\Omega = l\omega + m\omega_R + n\omega_z, \quad (20.10)$$

and  $\Delta R$  is the distance along  $R$  from the circular orbit. It is proportional to the difference between  $v_\theta$  and circular velocity.

The oscillations of the phase density are mixed in the course of time owing to the second factor in Eq. (20.9). The amplitude of the oscillations averaged over arbitrarily small volume of velocity space tends to zero for  $t \rightarrow \infty$ .

It is suitable to take the characteristic damping time  $T$  of the oscillations of the space density and of the “velocity body” according to the formula

$$T^{-1} = \left| \frac{d\Omega}{dR} \right| \frac{\sigma_R}{\omega_R} \quad (20.11)$$

( $\sigma_R/\omega_R$  equals to mean square of  $\Delta R$ ).

If the  $\Omega$  gradient is very small for a set of  $l$ ,  $m$ ,  $n$ , the phase space oscillations mix very slowly. In the system of coordinates rotating with velocity

$$\omega^* = \frac{\Omega}{l}, \quad (20.12)$$

the flat subsystem is almost stationary, although it can be non-stationary in the non-rotating coordinates and not have axial symmetry. Apart from the usual three integrals of nearly circular motion, that form the arguments of the phase density, there exists fourth integral [see Appendix A].

To explain the vertex deviation as well as other possible deviations from the “normal” state of the first and second moments of velocities in the flat subsystem,  $\Omega$  gradient must be assumed to be small for  $0 < |m| + |n| \leq 2$ . Indeed, as it was pointed out by Lindblad (1955), in the Galaxy

$$2\omega - \omega_R$$

varies very slowly with  $R$ . In the system of coordinates rotating with velocity

$$\omega^* = \omega - \frac{1}{2}\omega_R,$$

the flat subsystem of the Galaxy is almost stationary. In the solar neighbourhood  $\omega$  exceeds  $\omega^*$  about 3 times [see Appendices B and C].

### 20.3.

In Section I we treated the variation of spatio-kinematical characteristics of the flat subsystem of the Galaxy due to the variation of the gravitational potential. In that case the action of the irregular gravitational forces leads to the variation of the spatial distribution of stars, and consequently to the variation of the potential. The discussed variation of the spatio-kinematical characteristics is the indirect effect of irregular forces. Now we shall discuss the direct action of irregular forces.

The action of the irregular forces can be treated within a certain approximation as the action of momentary impulses, abruptly changing the position of a star. If the impulses are not large or are not frequent, the subsystem can be treated as quasi-stationary at every moment. The spatial redistribution of stars has sufficient time to re-establish the equilibrium values of the velocity centroid and the dispersion ratios  $\sigma_R/\sigma_\theta = k$  and  $\sigma_z/\zeta = \omega_z$ . In this case the variations of the dispersions due to irregular forces are described by

$$\frac{\dot{\sigma}_R}{\sigma_R} = \frac{\dot{\sigma}_\theta}{\sigma_\theta} = \frac{1}{2} \left( \frac{\dot{\sigma}_R}{\sigma_R} + \frac{\dot{\sigma}_\theta}{\sigma_\theta} \right)_0 \quad \frac{\dot{\sigma}_z}{\sigma_z} = \frac{\dot{\zeta}}{\zeta} = \frac{1}{2} \left( \frac{\dot{\sigma}_z}{\sigma_z} \right)_0. \quad (20.13)$$

The subindex zero means here the direct variation of dispersions, *i.e.* the variations “before” the spatial redistribution of stars.

In case of spatial redistribution of stars, while restoring the quasi-stationary state, some of the nearly circular motion energy turns into the energy of peculiar motion parallel to the galactic plane, and half of  $z$ -motion energy variation turns into the potential energy variation in the same direction.

We may add to Eq. (20.13) the formula for the vertex deviation, caused by irregular forces

$$\gamma \frac{k^2 - 1}{k} \omega_R = \frac{1}{2} \left( \frac{\dot{\sigma}_R}{\sigma_R} - \frac{\dot{\sigma}_\theta}{\sigma_\theta} \right)_0. \quad (20.14)$$

According to Spitzer & Schwarzschild (1953) and Gurevich (1954), the source of irregular forces may be expected to be the massive clouds of stars and diffuse matter.

Taking into account the big mass of these clouds, the following approximate formula can be derived

$$\left( \frac{d\sigma_R^2}{dt} \right)_0 = \frac{2}{\tau} [\sigma_*^2 + p(\sigma^2 - \sigma_R^2)] \quad (20.15)$$

and two other similar formulas, where  $\tau$  is the time, characterising the rate of irregular forces,  $\sigma^*$  is the quantity characterising mainly the dispersion of the peculiar velocities of clouds,  $p$  is a parameter being approximately equal to one,<sup>2</sup> and  $\sigma$  is the square mean velocity dispersion of stars along three coordinate axes. Relation (20.15) shows that irregular forces tend to round the velocity ellipsoid. But in practice this does not occur because of the spatial redistribution of stars.

Using Eq. (20.15) we have

$$\begin{aligned} \frac{\dot{\sigma}_R}{\sigma_R} = \frac{\dot{\sigma}_\theta}{\sigma_\theta} &= \frac{1}{\tau} \left( \frac{k^2+1}{2} \frac{\sigma_*^2 + p\sigma^2}{\sigma_R^2} - p \right), \\ \frac{\dot{\sigma}_z}{\sigma_z} = \frac{\dot{\zeta}}{\zeta} &= \frac{1}{2\tau} \left( \frac{\sigma_*^2 + p\sigma^2}{\sigma_z^2} - p \right) \end{aligned} \quad (20.16)$$

and

$$\gamma = - \frac{1}{2\tau\omega_R} \frac{\sigma_*^2 + p\sigma^2}{\sigma_R\sigma_\theta}. \quad (20.17)$$

To obtain the total variation of dispersions  $\sigma_R$ ,  $\sigma_\theta$ ,  $\sigma_z$  and  $\zeta$ , these results must be added to those in Sect. I.  $\omega$  and  $\omega_R$  vary very slowly due to irregular forces, and the corresponding terms in variations of  $\sigma_R$  and  $\sigma_\theta$  can be neglected. The same is valid for the vertex deviation. But the variation of  $\omega_z$  must be taken into account, because this quantity must vary significantly due to the spatial redistribution of stars. Hence we must add to the relative variations of  $\sigma_z$  and  $\zeta$  in Eq. (20.13) their variation according to Eq. (20.7).

Within some approximation it can be assumed that the ratio  $\sigma_R/\sigma_z$  is near to its equilibrium value, *i.e.* to the value where its time derivative is zero. It is also known that for different subsystems of the Galaxy the ratio  $\sigma_R/\sigma_z$  (as well as  $\sigma_R/\sigma_\theta$ ) is nearly the same. Assuming the ratio  $\sigma_R/\sigma_z$  to be near its equilibrium value and to be the same for all flat subsystems we find

$$\tau \frac{\dot{\omega}_z}{\omega_z} = -p \quad (20.18)$$

<sup>2</sup>In our paper in Tartu Astron.Obs. Publ., 33, 351, 1961 we chose  $p = 3/2$ , but it would be better to adopt a somewhat smaller value.

## 20. On the dynamics of the non-stationary Galaxy

and

$$\frac{\sigma_R^2}{\sigma_z^2} = 1 + k^2. \quad (20.19)$$

Equation (20.19) may be written in form

$$\frac{1}{\sigma_R^2} + \frac{1}{\sigma_\theta^2} = \frac{1}{\sigma_z^2} \quad (20.20)$$

This relation agrees well with observations.

Therefore, it seems that the observed ratio  $\sigma_R/\sigma_z$  can be explained by the theory of irregular forces. The irregular forces have probably a considerable role in dynamics of the Galaxy.

The vertex deviation, however, cannot be explained by the action of the irregular forces.

January 1962

## Appendices added in 1969

### 20.4. A. The fourth isolating integral for nearly circular motion

Non-conservative integrals for nearly circular motion are

$$J_\theta = \theta - \omega t, \quad J_R = \theta_R - \omega R t, \quad J_z = \theta_z - \omega_z t. \quad (20.21)$$

From these we can combine an integral

$$J = \Theta - \Omega t, \quad (20.22)$$

where

$$\Theta = l\theta + m\theta_R + n\theta_z, \quad \Omega = l\omega + m\omega_R + n\omega_z. \quad (20.23)$$

Let us assume

$$d\Omega/dR = 0 \quad (20.24)$$

and let us introduce the rotating system of coordinates, where galactocentric longitude is

$$\theta' = \theta - \omega^* t, \quad (20.25)$$

$$\omega^* = \Omega/l. \quad (20.26)$$

In these coordinates we have an isolating conservative integral of nearly circular motion

$$J = l\theta' + m\theta_R + n\theta_z. \quad (20.27)$$

## 20.5. B. Model of the Galaxy allowing the fourth integral of circular motion

In the Galaxy  $\Omega$  is nearly constant for  $l = 2, m = -1, n = 0$ , i.e. for

$$\Omega = 2\omega - \omega_R, \quad (20.28)$$

and

$$\omega^* = \omega - \frac{1}{2}\omega_R. \quad (20.29)$$

In this case

$$J = 2\theta' - \theta_R. \quad (20.30)$$

### 20.5. B. A model of the Galaxy allowing the fourth integral of nearly circular motion

As

$$\omega_R^2 = 4\omega^2 + R \frac{d\omega^2}{dR} \quad (20.31)$$

and assuming  $\omega - \frac{1}{2}\omega_R = \omega^* = \text{const}$  we have the differential equation

$$\frac{1}{2}x \frac{dy}{dx} + \frac{2y-1}{y} = 0, \quad (20.32)$$

where

$$y = \frac{\omega}{\omega^*}, \quad x = \frac{R}{R^*}, \quad (20.33)$$

and  $R^*$  is the scale parameter. The solution of this equation is

$$e^{2(y-1)}(2y-1)x^8 = 1, \quad (20.34)$$

where the constant of integration is chosen in a way that for  $x = 1, y = 1$ .

The circular velocity  $V$  in units of  $R^*\omega^*$  equals to  $xy$ . The curve  $V(x)$  is plotted in Fig. (20.1). The point  $K$  for  $y = 2$  corresponds to the Keplerian nearly circular orbits, the point  $I$  for  $x = y = 1$  corresponds to the circular orbits at the limit of stability. In the same Figure the mass function  $\mu(x)_{\epsilon=0}$  in units of  $G^{-1}(R^*\omega^*)^2$  is given. The model is quite acceptable with the exception of outermost regions, where the mass function vanishes too rapidly (the limit of the model).

### 20.6. C. Non-axisymmetric highly flattened subsystem, stationary in rotating coordinates

The phase density of this kind of subsystem is

$$\Psi = \Psi(E_R, E_z, J, R), \quad (20.35)$$

where

$$E_R = \frac{1}{2}(v_R^2 + kv_\theta'^2), \quad E_z = \frac{1}{2}(v_z^2 + \omega_z^2 z^2) \quad (20.36)$$

20. On the dynamics of the non-stationary Galaxy

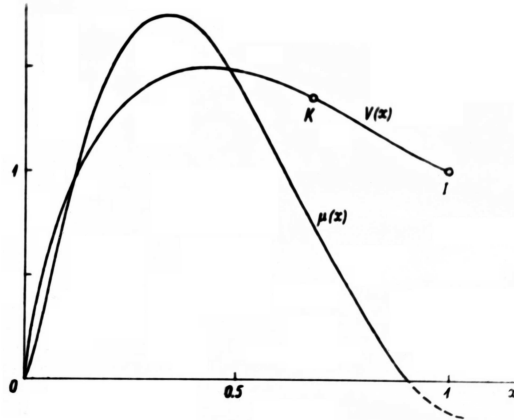


Figure 20.1.

(Chapter 19) and

$$J = 2\theta' - \theta_R. \quad (20.37)$$

As in  $J$  there is the term  $2\theta'$ , the subsystem is symmetric in a sense that its properties are similar in diametrically opposite points with respect to the galactic centre.

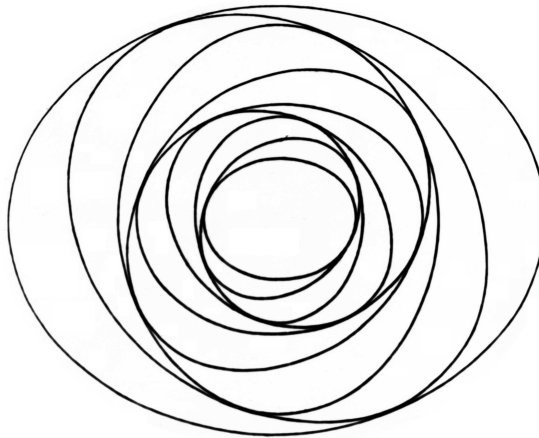


Figure 20.2.

In particular, the subsystem may have two-armed spiral structure. It is not difficult to construct a model for this kind of subsystem. In coordinates where the subsystem is stationary, the nearly circular orbits are closed and have oval form with a centre at the centre of the Galaxy. Let us assume for simplicity that there are no velocity dispersions, *i.e.* orbits are not intersecting. In this case it is not difficult to choose



### 20.6. C. Non-axisymmetric highly flattened subsystem

a configuration of orbits with given (or depending on dimensions) form giving us a spiral structure. An example is demonstrated in Fig. (20.2).

In a stationary system of coordinates the spiral arms rotate with the angular velocity  $\omega^*$ , being smaller than the rotation velocity  $\omega$  of the subsystem. Hence, they are similar to the density waves spreading in subsystem in the opposite direction to the rotation.

The total gravitational field is axisymmetric. Therefore, our subsystem must have very small mass. Otherwise, its gravity would destroy the axial symmetry of the general gravitational field.

Wave theory of spiral structure taking into account the gravitation of waves is developed recently by Lin and others.

20. *On the dynamics of the non-stationary Galaxy*

## 21. Hydrodynamics of stellar systems.<sup>1</sup>

### 21.1.

From theoretical point of view the most complete statistical description of a stellar system is the phase density. But in practice this function is difficult to determine. It is easier to determine and to operate with the spatial density, the centroid velocity and the velocity dispersion tensor. This is why the hydrodynamic equations play an important role in the stellar dynamics when studying the spatio-kinematical structure and the gravitational field of stellar systems. Besides, they can be used to certain extent for studying the different forms of oscillations and evolutionary phenomena in stellar systems.

In stellar dynamics the hydrodynamic equations were introduced by Jeans (1922), who first used them to study the Galaxy. Later Lindblad (1927) derived theoretical relation between the velocity dispersions along  $R$  and  $\theta$  coordinates having, as it was understood later, the hydrodynamic interpretation. Oort (1928) confirmed Lindblad's result and analysed the Jeans equations in case of Schwarzschild velocity distribution. The Jeans equations in case of triaxial velocity ellipsoid were studied by the author (Kuzmin 1954, 1956a, 1962a).

Lindblad (1927) first used the hydrodynamic equations to study the variations in stellar systems. Amongst his further papers on this topic, special attention deserves a paper, where he derived the "adiabatic" theorem of the hydrodynamics of stellar systems (Lindblad 1950).<sup>2</sup>

Amongst recent studies on the hydrodynamics of stellar systems we mention interesting papers by Davydov (1955), Ogorodnikov (1957), and Agekyan (1963) on the hydrodynamics of spherical stellar systems.

### 21.2.

Most convenient method to derive the hydrodynamic equations is to use the transfer equation [q.v. Appendix A]. Transferred quantity may be the stellar weight, the velocity component or the dyad of the residual velocity components, giving us the following equations, respectively

$$\frac{d\rho}{dt} + \rho \frac{\partial v_l}{\partial x_l} = 0, \quad (21.1)$$

---

<sup>1</sup> Trudy Astrophys. Inst. Acad. Sci. Kazachstan SSR, vol. 5, 70, 1965 = Tartu Astrophysical Observatory, Teated No. 15a, 1965. Report on the Meeting "Kinematics and dynamics of stellar systems and interstellar medium" October 10 – 16, 1963, Alma-Ata.

<sup>2</sup>The following papers are also very important in the hydrodynamics of stellar systems: Lindblad (1936); Courtez (1950). [Later footnote]

## 21. Hydrodynamics of stellar systems

$$\frac{dv_m}{dt} + \frac{1}{\rho} \frac{\partial \rho w_{lm}}{\partial x_l} = \frac{\partial \Phi}{\partial x_m} + \frac{dv_m}{dt_0}, \quad (21.2)$$

$$\frac{dw_{mn}}{dt} + w_{lm} \frac{\partial v_n}{\partial x_l} + w_{ln} \frac{\partial v_m}{\partial x_l} + \frac{1}{\rho} \frac{\partial \rho w_{lmn}}{\partial x_l} = \frac{dw_{mn}}{dt_0}. \quad (21.3)$$

Here  $t$  is time,  $x$  – rectangular coordinate,  $\rho$  – spatial weight density,  $v$  – centroid velocity component,  $\rho w$  – component of tensor of peculiar velocity momenta,  $\Phi$  – gravitational potential. Time-derivative designates the variation speed at the point comoving with centroid, the time-derivative with subindex zero stands for the variation, due to the irregular gravitational forces. As usual, the summation is performed over repeating indices (the index  $l$ ).

This form of equations is independent of the weight ascribed to stars. But surely the meaning of the equations depends on weight. We expect that the weight does not change in time. Otherwise additional terms appear in the equations.

The first equation, known as the continuity equation, says that the weight density is inversely proportional to the volume element of the centroid continuum. In other words, the amount of the weight in the element of centroid continuum remains constant.<sup>3</sup> Just this, and not the continuity of the medium, is the meaning of the equation.

The second equation is the statistical equation for stellar motion, or the local centroid velocity equation. We may call it as the macro-motion equation. The second term with opposite sign gives the centroid acceleration, caused by nonuniform transfer of macro-motion, terms on the right side are the gravitational acceleration and the acceleration due to irregular forces (the dynamical friction).

It is suitable to call the third equation the micro-motion equation, because the velocity dispersion tensor  $w_{mn}$  is the most important characteristic of residual motion, or micro-motion. Contrary to the previous equations, this equation is much less known in stellar dynamics, and remained nearly unused. The second and the third terms take into account the mutual dependence of micro- and macro-motions. The fourth term characterises the non-uniformity of the micro-motion transfer, the right side of the equation reflects the effect of irregular forces on the micro-motions.

### 21.3.

In hydrodynamics or in gas dynamics the equation of macro-motion corresponds to the generalised Euler equation. If  $\rho$  is the mass density then  $\rho w_{mn}$  is the stress tensor. In hydro- or gas dynamics the stress consist of isotropic pressure and viscous stress, being opposite to the deformation of the element of medium. In gas dynamics, the viscous nature of the stress anisotropy results from the equation of micro-motion (21.3), when the effect of irregular forces is sufficiently intense.

The trace of the tensor  $w_{mn}$  is proportional to the temperature, and as a result the trace of the micro-motion equation gives the temperature variation. The last term on

---

<sup>3</sup>In case of the dissipation of stars from the system, one corresponding term must be added in Eq. (21.1). [Later footnote.]

the left side of the equation accounts for the heat conductivity and can be expressed via temperature gradient. In gas dynamics, this property of the heat conduction results from the equation, which is higher by an order than Eq. (21.3), and again one needs to suppose that the intensity of irregular forces is sufficiently high.

For the same condition, it is possible to express the right sides of the equations of micro- and macro-motion (if they are nonzero, which is the case for individual gases and their composition). Hence, if the external forces are given, the equations of gas dynamics can be reduced to the closed set of equations, where the number on unknown functions is equal to the number of equations.

In the hydrodynamics of stellar systems we have a highly different situation. Here we can not suppose the high intensity of irregular forces. Most important here is the regular gravitational field, while the irregular gravitational forces are relatively weak. Thus the hydrodynamic equations of stellar dynamics do not form a closed set of equations. The medium, consisting of stars, can not be handled simply as viscous heat-conducting gaseous medium. The behaviour of stellar medium has special characteristics, although some properties resembling viscosity and heat conductivity may appear due to irregular forces.

## 21.4.

In the first approximation, a stellar system can be assumed to be stationary and axisymmetric, and the irregular forces can be neglected. In addition, it can be assumed that the centroid motion reduces to the rotation about the symmetry axis, *i.e.* in cylindrical coordinates  $v_R = v_z = 0$ . In this case, the equation for the density reduces to identity, and the equations of macro-motion are

$$-\frac{v_\theta^2}{R} + \frac{1}{\rho} \left( \frac{\partial \rho w_{RR}}{\partial R} + \frac{\partial \rho w_{Rz}}{\partial z} + \rho \frac{w_{RR} - w_{\theta\theta}}{R} \right) = \frac{\partial \Phi}{\partial R}, \quad (21.4)$$

$$\frac{1}{\rho} \left( \frac{\partial \rho w_{zz}}{\partial z} + \frac{\partial \rho w_{Rz}}{\partial R} + \rho \frac{w_{Rz}}{R} \right) = \frac{\partial \Phi}{\partial z}. \quad (21.5)$$

The third equation, resulting from the equation of macro-motion reduces to identity if we assume that two axis of the velocity ellipsoid lie in the meridional plane, *i.e.*  $w_{R\theta} = w_{z\theta} = 0$ .

Equations (21.4) and (21.5) are Jeans equations (Jeans 1922), generalised for the case of triaxial velocity ellipsoid. They relate the spatio-kinematical characteristics of a stationary axisymmetric system or its subsystem to the gravitational field, and also the characteristics of subsystems to each other, as all the subsystems lie in the same gravitational field.

Within the assumptions above the equations of micro-motion have the forms

$$w_{RR} \left( \frac{\partial v_\theta}{\partial R} + \frac{v_\theta}{R} \right) - 2w_{\theta\theta} \frac{v_\theta}{R} + w_{Rz} \frac{\partial v_\theta}{\partial z} + \frac{1}{\rho} \frac{\partial \rho w_{RR\theta}}{\partial R} + \frac{2w_{RR\theta} - w_{\theta\theta\theta}}{R} + \frac{1}{\rho} \frac{\partial \rho w_{Rz\theta}}{\partial z} = 0, \quad (21.6)$$

## 21. Hydrodynamics of stellar systems

$$w_{zz} \frac{\partial v_\theta}{\partial z} + w_{Rz} \left( \frac{\partial v_\theta}{\partial R} + \frac{v_\theta}{R} \right) + \frac{1}{\rho} \frac{\partial \rho w_{Rz\theta}}{\partial R} + \frac{2w_{Rz\theta}}{R} + \frac{1}{\rho} \frac{\partial \rho w_{zz\theta}}{\partial z} = 0. \quad (21.7)$$

Remaining four equations reduce to identities, if we assume that the third order moments of the peculiar velocities, odd in respect to  $R$  and  $z$ , are equal to zero  $w_{RRR} = w_{Rzz} = w_{R\theta\theta} = w_{z\theta\theta} = w_{zRR} = w_{zzz} = 0$ .

If the system or the subsystem is sufficiently flattened, we may neglect all terms in parentheses in Eq. (21.4), the second and third terms in Eq. (21.5), and all terms except the first two in Eq. (21.6). In this case Eq. (21.4) reduces to the equality between the centroid velocity and the circular velocity, Eq. (21.5) becomes Jeans second equation (Jeans 1922), and Eq. (21.6) becomes Lindblad's relation between the velocity dispersions in  $R$  and  $\theta$  directions (Lindblad 1927).<sup>4</sup>

Denoting the angular circular velocity and the frequencies of the angular oscillation of a star on the circular orbit in the  $R$  and  $z$  directions  $\omega$ ,  $\omega_R$ ,  $\omega_z$  respectively, we have for highly flattened subsystem

$$\frac{v_\theta}{R} = \omega, \quad \frac{\partial v_\theta}{\partial R} + \frac{v_\theta}{R} = \frac{1}{k} \omega_R, \quad (21.8)$$

$$\frac{\sigma_R}{\sigma_\theta} = \frac{2\omega}{\omega_R} = k, \quad \frac{\sigma_z}{\zeta} = \omega_z. \quad (21.9)$$

Here  $\sigma_R$ ,  $\sigma_\theta$ ,  $\sigma_z$  are the dispersions of the  $R$ ,  $\theta$ ,  $z$  velocities respectively, and the quantity  $\zeta$  characterises the thickness of the system. If we neglect the variation of  $\sigma_z$  with  $z$ , then  $\zeta^{-2} = -\partial^2 \ln \rho / \partial z^2 = \text{const}$ .

### 21.5.

When applying the hydrodynamic equations of stellar systems to study their evolution, very serious problem is that the system of equations is not closed.

The problem simplifies significantly in case of flat rotating systems, when the transfer terms of micro-motions, containing the third order moments of peculiar velocities, can be dropped. If we can also neglect the irregular forces, the system of equations becomes closed, and the equations of micro-motion reduce to the equations, describing the mutual transformation of macro- and micro-motion. It is suitable to call these equations of micro-motion adiabatic [q.v. Appendix D].

From these equations it follows that the velocity ellipsoid is deformed, and rotates just as the centroid continuum element, but in the opposite direction. In particular, if the centroid continuum element expands, the velocity ellipsoid contracts respectively and vice versa. This gives us the Lindblad's (Lindblad 1950) adiabatic theorem, according to which the volume of the velocity ellipsoid varies in time proportionally to the spatial density of the stars. Lindblad derived his theorem on the basis of quite complicated analysis, but it results easily from the equations of micro-motion.

<sup>4</sup>Lindblad relation was derived for hydrodynamic equations by Courtez (q.v. first footnote), by Davydov (1955) and by us (unpublished report at Astron. Inst. Sternberg, Moscow, 1950). [Later footnote.]

## 21.6.

Adiabatic equations of micro-motion together with remaining hydrodynamic equations allow to study the oscillations of the flattened system or subsystem [q.v. Appendix E].

It is not difficult to solve the equations, supposing that the density of the system and the gravitational field have axial symmetry and stationarity. In this case the oscillations are the oscillations of the stellar motion.

Solution for the velocity dispersion tensor can be written in form

$$w_{mn} = c_{mn} + u_{m1}u_{n1} + u_{m2}u_{n2},$$

while

$$c_{RR} = k^2 c_{\theta\theta} = a_0, \quad \text{and remaining } c_{mn} = 0, \quad (21.10)$$

$$u_{R1} + ik u_{\theta 1} = a_1 e^{-i\omega_R t}, \quad u_{z1} = 0,$$

$$u_{R2} + ik u_{\theta 2} = a_2 e^{-i(\omega_R \pm \omega_z)t}, \quad u_{z2} = b,$$

where  $a_0, a_1, a_2, b$  are arbitrary constants.

For the centroid velocity it results

$$v_R + ik v'_\theta = \alpha e^{-i\omega_R t} \pm i\omega_z z \frac{a_2}{b} e^{-i(\omega_R \pm \omega_z)t}, \quad v_z = 0, \quad (21.11)$$

where  $v'_\theta$  is the centroid velocity along  $\theta$  counted from the circular velocity, and  $\alpha$  is an arbitrary constant.

On the basis of that solution, the velocity ellipsoid is elongated when rotating with angular frequency  $\omega_R$ , and is oblique when rotating with angular frequency  $\omega_R + \omega_z$  or  $\omega_R - \omega_z$ . Centroid describes elliptical epicycles with the same frequencies, while the amplitude of the second frequency is proportional to  $z$  and the phase is shifted by  $90^\circ$ , when compared to the phase of ellipsoid's obliquity.

All these oscillations must be gradually damped due to the phase differences appearing between neighbouring points of space. It is difficult to follow the damping process on the basis of hydrodynamic equations. It is only possible to conclude that for more flattened systems the damping is slower.

The vertex deviation, observed for flat subsystems of the Galaxy, can serve as a reference to the presence of the discussed oscillations in these subsystems.

## 21.7.

Hydrodynamic equations of stellar systems can be used to study the secular variations in flattened stellar systems or subsystems. But in this case, the irregular forces have to be accounted for.

As the variations are slow, the structure of the system is near to the quasi-stationary state (neglecting the oscillations discussed above). Thus the centroid rotates with

## 21. Hydrodynamics of stellar systems

nearly circular velocity, the vertex deviation is small and the Lindblad's relation for the velocity dispersions in  $R$  and  $z$  directions is valid. The relation between the velocity dispersion in  $z$  direction and the thickness of the system also remains valid.

From the equations of micro-motion results the following expression for the secular variation of velocity dispersions [q.v. Appendix E].

$$\frac{\dot{\sigma}_R}{\sigma_R} + \frac{\dot{\sigma}_\theta}{\sigma_\theta} = - \left( \frac{\partial v_R}{\partial R} + \frac{v_R}{R} \right) + \left( \frac{\dot{\sigma}_R}{\sigma_R} + \frac{\dot{\sigma}_\theta}{\sigma_\theta} \right)_0, \quad (21.12)$$

$$\frac{\dot{\sigma}_z}{\sigma_z} = - \frac{\partial v_z}{\partial z} + \left( \frac{\dot{\sigma}_z}{\sigma_z} \right)_0, \quad (21.13)$$

where subindex zero still means the variation caused by the irregular forces.

The conservation of angular momentum enables to derive from Eq. (21.8)<sup>5</sup>

$$2 \frac{v_R}{R} = - \frac{\dot{\omega}}{\omega}, \quad \frac{\partial v_R}{\partial R} + \frac{v_R}{R} = \frac{\dot{k}}{k} - \frac{\dot{\omega}_R}{\omega_R}. \quad (21.14)$$

Using also Eq. (21.9) we find

$$\frac{\partial v_z}{\partial z} = \frac{\dot{\zeta}}{\zeta} = \frac{\dot{\sigma}_z}{\sigma_z} - \frac{\dot{\omega}_z}{\omega_z}, \quad (21.15)$$

$$\frac{\dot{\sigma}_R}{\sigma_R} - \frac{\dot{\sigma}_\theta}{\sigma_\theta} = \frac{\dot{k}}{k} = \frac{1}{2} \left( \frac{\partial v_R}{\partial R} - \frac{v_R}{R} \right). \quad (21.16)$$

Equation (21.16) together with Eq. (21.12) gives the individual variations of  $\sigma_R$  and  $\sigma_\theta$ .

On the basis of Eq. (21.16) and the equations of micro-motion we derive the following expression for the secular part of vertex deviation

$$\gamma = \frac{\frac{3}{4} \left( \frac{\partial v_R}{\partial R} - \frac{v_R}{R} \right) - \frac{1}{2} \left( \frac{\dot{\sigma}_R}{\sigma_R} - \frac{\dot{\sigma}_\theta}{\sigma_\theta} \right)_0}{\frac{\partial v_\theta}{\partial R} - \frac{v_\theta}{R}}. \quad (21.17)$$

The deviation is surely not large and has no relation with the observed one in the Galaxy.

Part of the vertex deviation, caused by the irregular forces, may be handled as resulting from the viscosity of the stellar medium. The following formula is approximately valid<sup>6</sup>

$$2 \left( \frac{\dot{\sigma}_R}{\sigma_R} - \frac{\dot{\sigma}_\theta}{\sigma_\theta} \right)_0 = \frac{s^2}{\tau} \left( \frac{1}{\sigma_R^2} - \frac{1}{\sigma_\theta^2} \right), \quad (21.18)$$

<sup>5</sup>See Chapter 19, Appendix A. [Later footnote.]

<sup>6</sup>Equation (21.18) results from expression for the variation of dispersions, derived in Chapters 19 and 22 (if we take  $p = 1$ ). In order to have the same meaning for  $\tau$  as it was in Chapters 19, 20, 22,  $s^2 = 2(\sigma_*^2 + \sigma^2)$  must be taken. [Later footnote.]



21.8. A. Derivation of hydrodynamic equations of the dynamics of stellar system

where  $s$  is the square mean velocity of the disturbing bodies with respect to the stars, and  $\tau$  is the time characterising the rate of the action of irregular forces. Using this formula we find the expression for the kinematical viscosity coefficient

$$\nu = \frac{1}{4} \frac{s^2}{\omega_R^2} \frac{1}{\tau}. \quad (21.19)$$

In gas dynamics the viscosity coefficient increases with  $\tau$ , but in dynamics of stellar systems it is just the opposite [q.v. Appendix F].

The oscillations and secular variations in flattened subsystems, discussed above, are closely related to the properties of nearly circular motion of stars. Starting with the theory of nearly circular orbits, Lindblad & Nahon (1954) analysed the oscillations with frequencies  $\omega_R$  already ten years ago. Later we found the expression for the damping time of different oscillations and studied the secular variations. We also derived the theoretical formula for the ratio of velocity dispersions in  $R$  and  $z$  directions (Kuzmin 1961, 1963b). It can be seen from present paper that the hydrodynamic equations can be successfully used for solving this kind of problems.

September 1963

## Appendices added in 1969

### 21.8. A. On the derivation of hydrodynamic equations of the dynamics of stellar systems

Usually the derivation of the hydrodynamic equations is started from the Liouville-Boltzmann equations

$$\frac{\partial \Psi}{\partial t} + v_l \frac{\partial \Psi}{\partial x_l} + \frac{\partial \Phi}{\partial x_l} \frac{\partial \Psi}{\partial v_l} = \left( \frac{d\Psi}{dt} \right)_0. \quad (21.20)$$

Multiplication of the equation by 1,  $v_m$ ,  $v_m v_n$ , etc. and integration over the velocity space gives the hydrodynamic equations of the 0, 1, 2, etc. order.

Yet it is more comfortable to use the transfer equation without the direct use of Liouville-Boltzmann equation. The transfer equation for a quantity  $q$  (with the conservation of the “weight” of a particle) is

$$\frac{\partial \rho \bar{q}}{\partial t} + \frac{\partial \rho \bar{q} v_l}{\partial x_l} = \rho \dot{\bar{q}}, \quad (21.21)$$

where the averaging is done over the volume element. The right side takes into account the variation of  $q$  both under the regular and irregular forces. Hydrodynamic equations of the 0, 1, 2, etc. order result from substituting  $q = 1, v_m, v_m v_n$ , etc.

Evidently the transfer equation can be reduced to the form

$$\frac{d\rho \bar{q}}{dt} + \frac{\partial \rho q (v_l - u_l)}{\partial x_l} = \rho \dot{\bar{q}}, \quad (21.22)$$

## 21. Hydrodynamics of stellar systems

where

$$\frac{d}{dt} = \frac{\partial}{\partial t} + u_l \frac{\partial}{\partial x_l},$$

and  $u_l$  is arbitrarily given vector field. For  $q$  we may take  $v_m - u_m, (v_m - u_m)(v_n - u_n), \dots$  (instead of  $v_m, v_m v_n, \dots$ ) and  $u_l$  can be set identical to  $\bar{v}_l$  (in the paper  $\bar{v}_l$  was used simply as  $v_l$ ). This simplifies substantially the derivation of the necessary equations.

### 21.9. B. Hydrodynamic equations of the order of $-1$ for the stationary axisymmetric stellar system

Equations of the order of  $-1$  for the stationary and axially symmetrical system can be derived from the Liouville's equations in cylindrical coordinates  $R, \theta, z$ . By multiplying the equation by  $v_R$  or by  $v_z$  and integrating over the velocity space we have the ordinary Jeans equations (generalised, if taking into account the obliquity of the velocity ellipsoid for  $z \neq 0$ ). But we can multiply the Liouville's equation by  $v_R^{-1}$  or  $v_z^{-1}$  and integrate. In particular, instead of the second Jeans equation

$$\frac{\partial \rho \sigma_z^2}{\partial z} = \rho \frac{\partial \Phi}{\partial z} \quad (21.23)$$

( $\sigma_z^2$  is the dispersion of  $v_z$ ) we have

$$\sigma_z^2 \frac{\partial \rho}{\partial z} = \kappa \rho \frac{\partial \Phi}{\partial z}, \quad (21.24)$$

where

$$\kappa = \sigma_z^2 \int \frac{\partial \Psi}{v_z \partial v_z} dV \quad (21.25)$$

(integration is over the velocity space).

The equation of the order of  $-1$  has the following advantage compared to the Jeans equations. It does not contain the gradient of the velocity dispersion, which is difficult to obtain from observations.

If the distribution of  $v_z$  is Gaussian, then  $\kappa = 1$  and  $\sigma_z^2 = \text{const}$ . The subtract  $\kappa - 1$  measures the deviation of the  $v_z$  distribution from the Gaussian distribution, and is similar to the excess of the distribution.

For the  $z$ -gradient of  $\sigma_z^2$  we find

$$\frac{\partial \sigma_z^2}{\partial z} = -(\kappa - 1) \frac{\partial \Phi}{\partial z}. \quad (21.26)$$

For  $z = 0$  we have

$$\begin{aligned} \sigma_z^2 \frac{\partial^2 \ln \rho}{\partial z^2} \Big|_{z=0} &= \kappa \frac{\partial^2 \Phi}{\partial z^2} \Big|_{z=0}, \\ \frac{\partial^2 \sigma_z^2}{\partial z^2} \Big|_{z=0} &= -(\kappa - 1) \frac{\partial^2 \Phi}{\partial z^2} \Big|_{z=0}. \end{aligned} \quad (21.27)$$

Equations of the order  $-1$  were proposed by us more than 20 years ago (in a report in Sternberg Astron. Inst., Moscow in 1950). Unfortunately they were not published. Later they were proposed by King (1965).

## 21.10. C. Hydrodynamic equations for spherical stellar systems

For a stationary spherical stellar system, only the following equation remains non-trivial amongst all the hydrodynamic equations up to the second order

$$\frac{\partial \rho \sigma_r^2}{\partial r} + 2\rho \frac{\sigma_r^2 - \sigma_t^2}{r} = \rho \frac{\partial \Phi}{\partial r} \quad (21.28)$$

( $r$  is the distance from the centre,  $\sigma_r$  and  $\sigma_t$  are the radial and the tangential components of the velocity dispersions). This equation (we used it in Chapter 15) was proposed by Courtez (1950) and later by Ogorodnikov (1957).

For a quasi-stationary spherical stellar system evolving under the irregular gravitational forces the following equation can be added to the equations above

$$\frac{d\rho}{dt} + \rho \left( \frac{\partial \bar{v}_r}{\partial r} + 2\frac{\bar{v}_r}{r} \right) = \left( \frac{d\rho}{dt} \right)_d, \quad (21.29)$$

where the right side term accounts for the dissipation of stars from the system; and also the equations

$$\begin{aligned} \frac{d\sigma_r^2}{dt} + 2\sigma_r^2 \frac{\partial \bar{v}_r}{\partial r} + \frac{1}{\rho} \frac{\partial \rho w_{rrr}}{\partial r} + \frac{2w_{rrr} - 4w_{rtt}}{r} &= \left( \frac{d\sigma_r^2}{dt} \right)_0 \\ \frac{d\sigma_t^2}{dt} + 2\sigma_t^2 \frac{\bar{v}_r}{r} + \frac{1}{\rho} \frac{\partial \rho w_{rtt}}{\partial r} + \frac{4w_{rtt}}{r} &= \left( \frac{d\sigma_t^2}{dt} \right)_0. \end{aligned} \quad (21.30)$$

In these equations the terms containing  $w_{rrr}$  and  $w_{rtt}$  describe heat conductivity in the usual sense (transfer of the velocity dispersion tensor). As we can not neglect these terms in present case, use of these equations causes serious difficulties. An attempt to overcome this was made by Agekyan (1963).

## 21.11. D. The adiabatic equation and the adiabatic theorem

If we neglect the third moments of peculiar velocities (heat conductivity) and the effect of irregular forces then Eq. (21.3) is

$$\frac{dw_{mn}}{dt} + w_{lm} \frac{\partial \bar{v}_n}{\partial x_l} + w_{ln} \frac{\partial \bar{v}_m}{\partial x_l} = 0 \quad (21.31)$$

This equation can be called ‘‘adiabatic’’. It is present in the paper by Courtez (1950).

Directing the coordinate axis along the axis of the velocity ellipsoid we find

$$\frac{1}{\sigma_i^2} \frac{d\sigma_i^2}{dt} + 2\frac{\partial \bar{v}_i}{\partial x_i} = 0, \quad (21.32)$$

## 21. Hydrodynamics of stellar systems

giving us

$$\frac{d}{dt} \frac{\sigma_1 \sigma_2 \sigma_3}{\rho} = 0. \quad (21.33)$$

This is just the Lindblad's adiabatic theorem (Lindblad 1950).

### 21.12. E. Kinematic oscillations in highly flattened subsystems. Stationarity in rotating system of coordinates

In the cylindrical system of coordinates within the assumption of axial symmetry and stationarity we have the following hydrodynamic equations of macro-motion

$$\begin{aligned} \dot{v}_R - \omega_R k v'_\theta - \omega_z^2 z w_{Rz} / w_{zz} &= 0, \\ k \dot{v}'_\theta + \omega_R v_R - k \omega_z^2 z w_{\theta z} / w_{zz} &= 0, \\ \dot{v}_z &= 0 \end{aligned} \quad (21.34)$$

and micro-motion (adiabatic)

$$\begin{aligned} \dot{w}_{RR} - 2\omega_R k w_{R\theta} + 2 \frac{\partial v_R}{\partial z} w_{Rz} &= 0, \\ k \dot{w}_{R\theta} + \omega_R (w_{RR} - k^2 w_{\theta\theta}) + k \frac{\partial v'_\theta}{\partial z} w_{Rz} + k \frac{\partial v_R}{\partial z} w_{\theta z} &= 0, \\ k^2 \dot{w}_{\theta\theta} + 2\omega_R k w_{R\theta} + 2k^2 \frac{\partial v'_\theta}{\partial z} w_{\theta z} &= 0 \\ \dot{w}_{Rz} - \omega_R k w_{\theta z} + \frac{\partial v_R}{\partial z} w_{zz} &= 0, \\ k \dot{w}_{\theta z} + \omega_R w_{Rz} + k \frac{\partial v'_\theta}{\partial z} w_{zz} &= 0, \\ \dot{w}_{zz} &= 0. \end{aligned} \quad (21.35)$$

The solutions of these equations are Eqs. (21.10) and (21.12). They describe the kinematical oscillations of the subsystem. Similar results can be easily found with help of integrals of nearly circular motion (Chapters 19 and 20, Appendices).

If we assume the stationarity in the system of coordinates rotating with angular velocity  $\omega^* = \omega - \frac{1}{2}\omega_R$  (Chapter 20), the time derivative is  $d/dt = \frac{1}{2}\omega_R \partial / \partial \theta$ . Rejecting the terms containing  $w_{Rz}$  and  $w_{\theta z}$  we have the expressions

$$\begin{aligned} \frac{\partial v_R}{\partial \theta} - 2k v'_\theta &= 0, \\ k \frac{\partial v'_\theta}{\partial \theta} + 2v_R &= 0 \end{aligned} \quad (21.36)$$

and

$$\begin{aligned} \frac{\partial w_{RR}}{\partial \theta} - 4k w_{R\theta} &= 0, \\ k \frac{\partial w_{R\theta}}{\partial \theta} + 2(w_{RR} - k^2 w_{\theta\theta}) &= 0, \\ k^2 \frac{\partial w_{\theta\theta}}{\partial \theta} + 4k w_{R\theta} &= 0. \end{aligned} \quad (21.37)$$

### 21.13. F. Hydrodynamic equations for quasi-stationary highly flattened stellar system. Vertex deviation. Viscosity

Let us assume a quasi-stationary highly flattened axially symmetric stellar system (subsystem). The hydrodynamic equations for this kind of system are

$$\begin{aligned}
 \dot{\rho} + \rho \left( \frac{\partial v_R}{\partial R} + \frac{v_R}{R} + \frac{\partial v_z}{\partial z} \right) &= 0, \\
 w_{RR} - k^2 w_{\theta\theta} &= 0, \\
 \dot{w}_{RR} - 2\omega_R k w_{R\theta} + 2w_{RR} \frac{\partial v_R}{\partial R} &= (\dot{w}_{RR})_0, \\
 k^2 \dot{w}_{\theta\theta} + 2\omega_R k w_{R\theta} + 2k^2 w_{\theta\theta} \frac{v_R}{R} &= k^2 (\dot{w}_{\theta\theta})_0, \\
 \dot{w}_{zz} + 2w_{zz} \frac{\partial v_z}{\partial z} &= (\dot{w}_{zz})_0.
 \end{aligned} \tag{21.38}$$

From the second<sup>7</sup>, third and fourth equations we find

$$4\omega_R k w_{R\theta} = w_{RR} \left( \frac{\partial v_R}{\partial R} - \frac{v_R}{R} \right) - (\dot{w}_{RR} - k^2 \dot{w}_{\theta\theta})_0. \tag{21.39}$$

Now by using also the equation  $w_{R\theta} = -\gamma(w_{RR} - w_{\theta\theta})$  we derive for the vertex deviation the Eq. (21.17) (after eliminating  $\omega_R$  and  $k$ ).

Coefficient of viscosity can be derived from the relation

$$w_{R\theta} = -\nu \left( \frac{\partial v_\theta}{\partial R} - \frac{v_\theta}{R} \right) = \nu R \frac{\partial \omega}{\partial R} \tag{21.40}$$

(for  $w_{R\theta}$  we take a part caused by irregular forces).

---

<sup>7</sup>taking into account the relation between  $k$  and gradient of  $v_R$

## 21. *Hydrodynamics of stellar systems*

## 22. On the action of irregular forces.<sup>1</sup>

### 22.1. Basic equations for a quasi-stationary stellar system

In a stationary stellar system the phase density is a function of conservative isolating integrals of motion  $I_i$ . But due to irregular forces the real systems cannot be precisely stationary. Their gravitational potential varies slowly, and as a result  $I_i$  are not precise integrals of motion any more. The phase density  $\psi$  is, in addition to the integrals  $I_i$ , an explicit function of coordinates and time.

The Boltzmann equation is in this case

$$\frac{\partial \psi}{\partial t} + \sum_i \dot{I}_i \frac{\partial \psi}{\partial I_i} + v \frac{\partial \psi}{\partial s} = \frac{\delta \psi}{\delta t}, \quad (22.1)$$

where  $t$  is time,  $s$  and  $v$  – the path length and velocity on the osculating regular orbit of a star (*i.e.* orbit corresponding to the stationary potential), and  $\delta \psi / \delta t$  – direct variation of  $\psi$  per unit of time under the action of irregular forces.

As the value of  $I_i$  remains constant along the osculating orbit,

$$\dot{I}_i = \frac{\partial I_i}{\partial t}. \quad (22.2)$$

Let us divide  $\psi$  into two parts

$$\psi = \Psi + \Delta \Psi, \quad (22.3)$$

in a way that

$$\frac{\partial \bar{\Psi}}{\partial s} = 0, \quad (22.4)$$

$$\overline{\Delta \Psi} = 0, \quad (22.5)$$

where a bar denotes the “orbital mean”, *i.e.* the mean value with the weight  $ds/v = dt$  along the osculating orbit (for  $s \rightarrow \infty$ ).

Let us assume that the action of irregular forces is very slow, and the system is quasi-stationary. In this case  $\Delta \Psi$  is very small, when compared with  $\Psi$ . Rejecting in Eq. (22.1) all very small terms when compared to others we have

$$\frac{\partial \Psi}{\partial t} + \sum_i \dot{I}_i \frac{\partial \Psi}{\partial I_i} + v \frac{\partial \Delta \Psi}{\partial s} = \frac{\delta \Psi}{\delta t}. \quad (22.6)$$

---

<sup>1</sup> Tartu Astron Observatory Publications, 34, 26 – 37, 1963.

## 22. On the action of irregular forces

Forming the orbital mean in Eq. (22.6) we have

$$\frac{\partial \Psi}{\partial t} + \sum_i \bar{I}_i \frac{\partial \Psi}{\partial I_i} = \frac{\delta \bar{\Psi}}{\delta t}, \quad (22.7)$$

and further with help of Eq. (22.6) we derive

$$v \frac{\partial \Delta \Psi}{\partial s} + \sum_i (\dot{I}_i - \bar{I}_i) \frac{\partial \Psi}{\partial I_i} = \frac{\delta \Psi}{\delta t} - \frac{\delta \bar{\Psi}}{\delta t}. \quad (22.8)$$

Equations (22.7) and (22.8) are just the basic equations for present problem [q.v. Appendix A]. We may add them to the equations, resulting from the Poisson's equation. The equations were proposed by us in 1957 (Kuzmin 1957, 1963a).

### 22.2. Very flat subsystem of the Galaxy

We apply the above equations to a very flat subsystem of the Galaxy.

1.° If we suppose the stationary axisymmetric and highly flattened potential, we can use the integrals of nearly circular motion

$$\begin{aligned} I_1 = E_R &= \frac{1}{2}(v_R^2 + \omega_R^2 \Delta R^2), \\ I_2 = E_z &= \frac{1}{2}(v_z^2 + \omega_z^2 z^2), \end{aligned} \quad (22.9)$$

where  $v_R$  and  $v_z$  are the velocity components along the cylindrical coordinates  $R$  and  $z$ ,  $\omega_R$ , and  $\omega_z$  – the angular oscillation frequencies of a star along  $R$  and  $z$  about the circular orbit, and  $\Delta R$  – the distance along  $R$  counted from the circular orbit.

The frequency  $\omega_R$  is related to the angular velocity on the circular orbit  $\omega$  via the relation

$$\omega_R^2 = 4\omega^2 + R \frac{\partial \omega^2}{\partial R}. \quad (22.10)$$

If  $v_\theta$  is the velocity along  $\theta$  coordinate counted from the circular velocity, then

$$\Delta R = -k \frac{v_\theta}{\omega_R}, \quad (22.11)$$

where

$$k = \frac{2\omega}{\omega_R}. \quad (22.12)$$

Apart from the integrals (22.9), we have one more integral

$$I_3 = R_c = R - \Delta R, \quad (22.13)$$



where  $R_c$  is the radius of the circular orbit. For very flattened subsystems the phase density only weakly depends on  $R_c$ , when compared with the dependence on  $E_R$  and  $E_z$ .

2.° As  $\omega, \omega_R, \omega_z$  vary continuously in the neighbourhood of a given circular orbit, the values  $R_c, E_R$  and  $E_z$  also vary. For the variation of  $E_R$  and  $E_z$  we have

$$\dot{E}_R = \omega_R \dot{\omega}_R \Delta R^2 - \omega_R^2 \dot{R}_c \Delta R, \quad \dot{E}_z = \omega_z \dot{\omega}_z z^2. \quad (22.14)$$

Now, taking into account that the oscillations about the circular orbit are harmonic, we find the orbital averages

$$\overline{\dot{E}_R} = \frac{\dot{\omega}_R}{\omega_R} E_R, \quad \overline{\dot{E}_z} = \frac{\dot{\omega}_z}{\omega_z} E_z. \quad (22.15)$$

Further, from the conservation of angular momentum we have

$$\dot{R}_c = -\frac{1}{2} \frac{\dot{\omega}}{\omega} R_c. \quad (22.16)$$

The similar expression is valid also for  $\overline{\dot{R}_c}$ , because  $\dot{R}_c$  remains constant along the osculating orbit.

3.° The effect of irregular forces can be handled as the diffusion of stars in velocity space with the superposed systematic shift, so called ‘‘dynamical friction’’ (Kuzmin 1957).

For simplification let us approximate this process by an anisotropic diffusion, independent of stellar velocity, and oriented along  $R, \theta, z$ . In this case [q.v. Appendix B]

$$\frac{\delta \Psi}{\delta t} = A_R \frac{\partial^2 \Psi}{\partial v_R^2} + A_\theta \frac{\partial^2 \Psi}{\partial v_\theta^2} + A_z \frac{\partial^2 \Psi}{\partial z^2}, \quad (22.17)$$

where the coefficients  $A_R, A_\theta, A_z$  are independent of velocity. These coefficients are related to the variations of the velocity dispersions  $\sigma_R, \sigma_\theta, \sigma_z$ , caused by the irregular forces according to relations

$$A_R = \frac{1}{2} \frac{\delta \sigma_R^2}{\delta t}, \quad A_\theta = \frac{1}{2} \frac{\delta \sigma_\theta^2}{\delta t}, \quad A_z = \frac{1}{2} \frac{\delta \sigma_z^2}{\delta t}. \quad (22.18)$$

In Eq. (22.17)  $\Psi$  is assumed to be a function of  $v_R, v_\theta, v_z$ . Now handling  $\Psi$  to be a function of  $E_R$  and  $E_z$  ( $R_c$  can be neglected as an argument) we find

$$\frac{\delta \Psi}{\delta t} = A_R \left( \frac{\partial \Psi}{\partial E_R} + \frac{\partial^2 \Psi}{\partial E_R^2} v_R^2 \right) + k^2 A_\theta \left( \frac{\partial \Psi}{\partial E_R} + \frac{\partial^2 \Psi}{\partial E_R^2} k^2 v_\theta^2 \right) + A_z \left( \frac{\partial \Psi}{\partial E_z} + \frac{\partial^2 \Psi}{\partial E_z^2} v_z^2 \right). \quad (22.19)$$

For the orbital average we have

$$\overline{\frac{\delta \Psi}{\delta t}} = (A_R + k^2 A_\theta) \left( \frac{\partial \Psi}{\partial E_R} + \frac{\partial^2 \Psi}{\partial E_R^2} E_R \right) + A_z \left( \frac{\partial \Psi}{\partial E_z} + \frac{\partial^2 \Psi}{\partial E_z^2} E_z \right), \quad (22.20)$$

while we neglected with the dependence of  $A_R, A_\theta, A_z$  on  $\Delta R$  and  $z$ .

### 22.3. Formation of the Schwarzschild velocity distribution. The centroid velocity and vertex deviation

1.° Derived Eqs. (22.15) and (22.20) detail Eq. (22.7). The solution of the equation in case of point-like initial velocity distribution is<sup>2</sup>

$$\Psi = f(R^2\omega) \frac{\omega_R \omega_z}{\sigma_R^2 \sigma_z^2} e^{-\frac{E_R}{\sigma_R^2} - \frac{E_z}{\sigma_z^2}}, \quad (22.21)$$

where [q.v. Appendix B]

$$\sigma_R^2 = \frac{1}{2} \omega_R \int_{t_0}^t \frac{A_R + k^2 A_\theta}{\omega_R} dt, \quad \sigma_z^2 = \frac{1}{2} \omega_z \int_{t_0}^t \frac{A_z}{\omega_z} dt, \quad (22.22)$$

and  $f$  is an arbitrary function with  $R$  as an argument instead of  $R_c$ .

Expression (22.21) corresponds to the Schwarzschild velocity distribution with the dispersions  $\sigma_R, \sigma_\theta = \sigma_R/k, \sigma_z$  along  $R, \theta, z$ .

We may identify somewhat arbitrarily the moment of time  $t_0$  with the time of subsystem formation. If we have subsystems with different ages, then velocity distribution is the sum of Schwarzschild distributions with different dispersions.

2.° The results of previous Section detail also Eq. (22.8). Its solution results directly via integration, giving us

$$\begin{aligned} \Delta\Psi = \frac{1}{2} \left[ \left( \frac{\dot{\omega}_R}{\omega_R} \Delta R - 2\dot{R}_c \right) v_R \frac{\partial\Psi}{\partial E_R} + \frac{\dot{\omega}_z}{\omega_z} z v_z \frac{\partial\Psi}{\partial E_z} + \right. \\ \left. + (A_R - k^2 A_\theta) \Delta R v_R \frac{\partial^2\Psi}{\partial E_R^2} + A_z z v_z \frac{\partial^2\Psi}{\partial E_z^2} \right]. \end{aligned} \quad (22.23)$$

Here we may replace  $\Delta R$  according to Eq. (22.11), and  $R_c$  according to the relation

$$2\dot{R}_c = -\frac{\dot{\omega}}{\omega} R + \left( \frac{\dot{\omega}_R}{\omega_R} - 3\frac{\dot{k}}{k} \right) \Delta R, \quad (22.24)$$

(it can be derived from the conservation of the area integral and Eq. (22.10)).

If the velocity distribution as a function of  $E_R$  and  $E_z$  will have a small shift  $\bar{v}_R$  and  $\bar{v}_z$  along  $R$  and  $z$ , and will be slightly inclined by a small angle  $\gamma$  about galactic longitude, then  $\Psi$  varies by the quantity

$$\Delta\Psi = [-\bar{v}_R v_R + (k^2 - 1)\gamma v_R v_\theta] \frac{\partial\Psi}{\partial E_R} - \bar{v}_z v_z \frac{\partial\Psi}{\partial E_z}. \quad (22.25)$$

---

<sup>2</sup>We have in mind the velocity distribution concentrated into a point, *i.e.* in form of three-dimensional  $\delta$ -function. [Later footnote.]

## 22.4. Variation of the velocity dispersions due to the irregular forces

Similar expression results from Eq. (22.23), if we express the second derivatives of  $\Psi$  via first, within the assumption of Schwarzschild velocity distribution. Comparing both expressions we find

$$\bar{v}_R = -\frac{1}{2} \frac{\dot{\omega}}{\omega} R, \quad \bar{v}_z = -\frac{1}{2} \left( \frac{\dot{\omega}_z}{\omega_z} - \frac{A_z}{\sigma_z^2} \right) z, \quad (22.26)$$

$$\gamma = \frac{1}{2} \frac{k}{k^2 - 1} \frac{1}{\omega_R} \left( -3 \frac{\dot{k}}{k} + \frac{A_R - k^2 A_\theta}{\sigma_R^2} \right). \quad (22.27)$$

These quantities can be interpreted as  $R$  and  $z$  components of the centroid velocity and the vertex deviation of the velocity ellipsoid.

The derived expressions for the velocity dispersion variation, for the velocity centroid and for the vertex deviation may be derived also in a more simple way (Kuzmin 1961, 1963b).

### 22.4. Variation of the velocity dispersions due to the irregular forces

In order to detail further the results derived above, one needs to have the expressions for the variation of velocity dispersions, caused by the direct action of the irregular forces. In this case by using Eq. (22.18) we may express the coefficients  $A_R$ ,  $A_\theta$ ,  $A_z$ .

1.° On the basis of the theory, presented in our earlier paper (Kuzmin 1957), the variation of the velocity dispersion of stars along  $j$  coordinate ( $R$ ,  $\theta$  or  $z$ ) is

$$\frac{\delta \sigma_j^2}{\delta t} = 2\pi G^2 m^2 n \overline{[w^2 - w_j^2 + 2(1 + \mu)w_j v_j] L(x) w^{-3}}. \quad (22.28)$$

Here  $G$  is the gravitational constant,  $m$  is the mass of disturbing bodies,  $n$  is their spatial number density,  $w$  is the velocity of perturbing body with respect to a star,  $w_j$  – its  $j$  component, and  $\mu$  the stellar mass in units of  $m$ . Further

$$x^2 = \frac{wr}{Gm(1 + \mu)},$$

where  $r$  means the effective action radius of irregular forces. For small  $x$  the function  $L$  increases as  $x^4$ , thereafter more slowly, and finally for large  $x$  it increases logarithmically. Averaging in Eq. (22.28) is performed over all stars of a given subsystem and over all perturbing bodies in the “element” of space.

If we suppose  $L$  to be a constant  $L_0$ , and assume the ellipsoidal velocity distribution of stars with respect to disturbed bodies, then the calculation of  $\delta \sigma_j^2 / \delta t$  is similar to the calculation of the gravitational virial of the ellipsoidal mass distribution [discussed in Chapter 12, see also Appendix C]. In case of Schwarzschild distribution being not too different from the spherical distribution the result is

$$\frac{\delta \sigma_j^2}{\delta t} = \frac{1}{\tau} \{ [2\sigma^2 + q(\sigma^2 - \sigma_j^2)]_* - 2\mu\sigma^2 + q(3 + 2\mu)(\sigma^2 - \sigma_j^2) \}, \quad (22.29)$$

## 22. On the action of irregular forces

where  $q = 2/5$ ,  $\sigma^2$  is mean of  $\sigma_j^2$ ,

$$\tau^{-1} = \frac{2}{3} \frac{\sqrt{2\pi} G^2 m^2 n L_0}{(\sigma_*^2 + \sigma^2)^{3/2}}, \quad (22.30)$$

and a star denotes that given quantity belongs to disturbing bodies.

The case when  $L$  is proportional to  $x^3$  is even more simple. We derive again Eq. (22.29), but independently of the velocity distribution and with  $q = 1$ . If we designate

$$L/w^3 = \frac{1}{3} \sqrt{\frac{2}{\pi}} (\sigma_*^2 + \sigma^2)^{-3/2} L_0,$$

then for  $\tau$  we derive Eq. (22.30).

It seems that Eq. (22.29) may be used within a certain precision also in more general case by choosing in a suitable way the effective value of  $q$ .

2.<sup>o</sup> In the Galaxy irregular forces can be significant only when caused by quite large masses – the clouds of stars and of diffuse matter.

Thus we may take  $\mu = 0$ .

The values of the first term in Eq. (22.29) along three coordinates are not too different, and there exist arguments in support of neglecting this difference (Kuzmin 1961). Further, in the Galaxy the interval of  $x$ , where  $L$  increases with  $x$  quite rapidly, is the most important (Kuzmin 1961). Still in this region the increase of  $L$  is not as strong as  $x^3$ , and thus  $q$  must taken to be less than one.

For the Galaxy we may accept the formula

$$\frac{\delta\sigma_j^2}{\delta t} = \frac{2}{\tau} [\sigma_*^2 + p(\sigma^2 - \sigma_j^2)], \quad (22.31)$$

where  $p = \frac{3}{2}q \simeq 1$ .

The quantity  $L_0$  in Eq. (22.30) is in case of our Galaxy of the order of unity.

By using Eq. (22.31) and the formula derived for the variation of the velocity dispersions, we may derive within certain assumptions the theoretical ratio  $\sigma_R/\sigma_z$ . Theoretical result agrees well with observations (Kuzmin 1961, 1963b).

March 1963

## Appendices added in 1969

### 22.5. A. On the basic equations of the action of irregular forces

Replacing the integrals  $I_i$  as arguments of the phase density by adiabatic invariants  $P_i$ , and taking into account that

$$\overline{\dot{P}_i} = 0 \quad (22.32)$$

Eqs. (22.7) and (22.8) have the form

$$\frac{\partial \Psi}{\partial t} = \frac{\overline{\delta \Psi}}{\delta t}, \quad v \frac{\partial \Delta \Psi}{\partial s} + \sum \dot{P}_i \frac{\partial \Psi}{\partial P_i} = \frac{\delta \Psi}{\delta t} - \frac{\overline{\delta \Psi}}{\delta t}. \quad (22.33)$$

In case of slightly variable gravitational field the integrals of motion are

$$K_i = P_i - \int \dot{P}_i ds / v. \quad (22.34)$$

Taking them as arguments of the phase density we have

$$\frac{\partial \Psi}{\partial t} = \frac{\overline{\delta \Psi}}{\delta t}, \quad v \frac{\partial \Delta \Psi}{\partial s} = \frac{\delta \Psi}{\delta t} - \frac{\overline{\delta \Psi}}{\delta t}. \quad (22.35)$$

The adiabatic invariants and integrals of nearly circular motion were analysed in Chapter 19. Using them would significantly simplify the derivations in Section 2 of the paper.

## 22.6. B. Detailisation of the effect of irregular forces

Strictly speaking, the Eq. (22.7) can be used only when the velocity dispersion of perturbing bodies is large compared to the velocity dispersion of stars, and hence we can neglect dynamical friction. More precise (although quite rough) is the Chandrasekhar's formula (Chapter 17)

$$\frac{\delta \Psi}{\delta t} = \beta \nabla_v (v \Psi) + A \nabla_v^2 \Psi. \quad (22.36)$$

Corresponding variation of the dispersion is

$$\frac{\delta \sigma_j^2}{\delta t} = 2(A - \beta \sigma_j^2). \quad (22.37)$$

This equation may be related to Eq. (22.31) by supposing

$$A = \frac{1}{\tau} (\sigma_*^2 + p \sigma^2), \quad \beta = \frac{p}{\tau}. \quad (22.38)$$

For  $\Psi$  we have the same solution in form of Schwarzschild velocity distribution (22.21).  $\sigma_R^2$  and  $\sigma_z^2$  satisfy the differential equation derived and solved with respect to  $\sigma_R^2 / \sigma_z^2$  in Chapter 19. For  $\bar{v}_R$ ,  $\bar{v}_z$  and the vertex deviation we have the solutions given in Chapter 19.

### 22.7. C. On the variation of the velocity dispersions resulting from the direct action of irregular forces

Let us assume that  $L = L_0 = \text{const}$  in Eq. (22.28). In this case the calculation of  $\delta\sigma_j^2/\delta t$  is similar to the calculation of the virial of a stellar subsystem caused by another subsystem (Chapter 12).

Assuming formally that  $GM M^* = -1$ , where  $M$  and  $M^*$  are the “masses of the subsystems”, and replacing the spatial coordinates by the velocity components, we have

$$\overline{v_j w_j w^{-3}} = -W_{jj}, \quad \overline{v_j^* w_j^* w^{-3}} = -W_{jj}^*, \quad (22.39)$$

where  $v_j^*$  is the  $j$ -th component of perturbing bodies and  $w_j^* = -w_j$ . “Virials”  $W$  and  $W^*$  are mutual virials of subsystems of stars and perturbing bodies, but in velocity space, instead of ordinary space.

Evidently

$$\overline{w_j^2 w^{-1}} = W_{jj} + W_{jj}^*. \quad (22.40)$$

Assuming that the velocity distributions of stars and perturbing bodies are concentric, similar to each other and similar to Schwarzschild distribution, we have on the basis of the results derived in Chapter 12 after some calculations

$$W_{jj} = \frac{1}{2\sqrt{2\pi}} \frac{\alpha_j s_j^2}{s_1 s_2 s_3} \frac{\sigma^2}{(\sigma^2 + \sigma_*^2)^{3/2}} \quad (22.41)$$

and similar expression for  $W_{jj}^*$ , where  $\sigma$  and  $\sigma^*$  are mutually replaced. In these expressions

$$s_j = \frac{\sigma_j}{\sigma} = \frac{\sigma_j^*}{\sigma^*}, \quad (22.42)$$

and  $\alpha_j$  are coefficients of gravitational attraction of an homogeneous ellipsoid.

Following relations are valid for the coefficients  $\alpha_i$

$$\sum \alpha_i = 4, \quad \sum \alpha_i s_i^2 \simeq 4. \quad (22.43)$$

Taking into account the second of them we derive Eq. (22.28) in form

$$\frac{\delta\sigma_j^2}{\delta t} = \frac{3}{4\tau} \frac{1}{s_1 s_2 s_3} [\sigma_*^2 (4 - \alpha_j s_j^2) + \sigma^2 (4 - (3 + 2\mu)\alpha_j s_j^2)]. \quad (22.44)$$

For coefficients  $\alpha_j$  we have the series

$$\alpha_j = \frac{4}{3} - \frac{4}{5}(s_j^2 - 1) + \dots \quad (22.45)$$

Further

$$s_1 s_2 s_3 = 1 + \dots \quad (22.46)$$

Limiting the series to the terms linear with respect to  $s_j^2 - 1$ , we derive Eq. (22.29) with  $q = 2/5$ .

# Appendix





## A.1. On the action of irregular forces in the Galaxy<sup>1</sup>

To describe the action of irregular gravitational forces, we use the approximation proposed by Chandrasekhar (1943d), *i.e.* we assume that the diffusion in velocity space is isotropic and independent on velocities, and that the dynamical friction is proportional to velocity and directed in the opposite way to the velocity vector. Let us have a highly flattened galactic subsystem, where the stars move in nearly circular orbits. The velocities we count from the circular velocity and the dynamical friction we assume to vanish in case of motion in a circular orbit. Let  $u, v, w$  be the velocity components along the cylindrical coordinates  $R, \theta, z$ . When we take into account the dynamical friction, the equations, describing the changes of  $u, v, w, z$ , have the following form ( $t$  is time)

$$\frac{du}{dt} - 2\Omega v = -\kappa u, \quad \frac{dv}{dt} + \frac{\Omega_e^2}{2\Omega} u = -\kappa v; \quad (\text{A.1.1})$$

$$\frac{dw}{dt} + \Omega_z^2 z = -\kappa w, \quad \frac{dz}{dt} - w = 0. \quad (\text{A.1.2})$$

Here  $\kappa$  is the dynamical friction coefficient,  $\Omega$  is the circular angular velocity,  $\Omega_e$  – the epicyclic velocity,  $\Omega_z$  –  $z$ -oscillation frequency (when the dynamical friction is absent). We have

$$\Omega_e^2 = 4\Omega^2 + R d\Omega^2/dR. \quad (\text{A.1.3})$$

We may assume that the local centroid moves on a circular orbit, *i.e.* we may suppose that mean values  $\bar{u} = \bar{v} = \bar{w} = \bar{z} = 0$ . We assume also  $\overline{uv} = \overline{vw} = \overline{uz} = \overline{vz} = 0$ . Taking into account the diffusion in the velocity space (the fluctuating part in irregular forces), we find from Eqs. (A.1.1) and (A.1.2) for the remaining components of the  $u, v, w, z$  the dispersion tensor

$$\begin{aligned} \frac{d}{dt} \overline{u^2} - 4\Omega \overline{uv} &= 2\kappa(\sigma^2 - \overline{u^2}) \\ \frac{d}{dt} \overline{uv} + 2\Omega \overline{u^2} - \frac{\Omega_e^2}{2\Omega} \overline{v^2} &= -2\kappa \overline{uv} \\ \frac{d}{dt} \overline{v^2} + \frac{\Omega_e^2}{\Omega} \overline{uv} &= 2\kappa(\sigma^2 - \overline{v^2}) \end{aligned} \quad (\text{A.1.4})$$

and

$$\begin{aligned} \frac{d}{dt} \overline{w^2} + 2\Omega_z^2 \overline{wz} &= 2\kappa(\sigma^2 - \overline{w^2}) \\ \frac{d}{dt} \overline{wz} + \Omega_z^2 \overline{z^2} - \overline{w^2} &= -\kappa \overline{wz} \\ \frac{d}{dt} \overline{z^2} - 2\overline{wz} &= 0. \end{aligned} \quad (\text{A.1.5})$$

<sup>12</sup> Published in “Dynamics of galaxies and star clusters”, Ed. T.B. Omarov, Nauka, Kaz. SSR, Alma-Ata, p.76 – 82, 1973. Report on the meeting of the Commission on Stellar Astronomy of the Astron. Council of Acad. Sci. USSR, Oct. 23 – 26, 1972.

### A.1. On the action of irregular forces in the Galaxy

Here  $\sigma^2$  is the equilibrium dispersion. The effect of irregular forces, described by the right sides of Eqs. (A.1.4) and (A.1.5), vanishes in the case of spherical velocity distribution with the dispersion  $\sigma^2$ .

To simplify the problem, we assume that the characteristics of the regular gravitational field  $\Omega$ ,  $\Omega_e$  and  $\Omega_z$ , and the characteristics of the irregular gravitational field  $\kappa$  and  $\sigma$  do not vary in time (in reality, surely, it is not so). In this case Eqs. (A.1.4) and (A.1.5) can be easily solved as two independent sets of linear differential equations with constant coefficients. For the initial conditions, we accept that the  $u$ ,  $v$ ,  $w$ ,  $z$  dispersion tensor is zero when  $t = 0$  (conditionally, it may be identified with the moment of star formation). We can write the solutions in the form

$$\left. \begin{array}{l} \overline{u^2} \\ k^2 \overline{v^2} \end{array} \right\} = \frac{1}{2}(k^2 + 1)\sigma^2 (1 - e^{-2\tau}) \mp \frac{1}{2} \frac{\kappa}{\Omega_e} e^{-2\tau} \frac{d}{dt} (e^{2\tau} k \overline{uv}) \quad (\text{A.1.6})$$

$$k \overline{wv} = \frac{1}{2}(k^2 - 1)\sigma^2 \frac{\Omega_e \kappa}{\Omega_e^2 + \kappa^2} \left[ 1 - e^{-2\tau} \left( \cos 2\tau_e + \frac{\kappa}{\Omega_e} \sin 2\tau_e \right) \right] \quad (\text{A.1.7})$$

and

$$\left. \begin{array}{l} \overline{w^2} \\ \Omega_z^2 \overline{z^2} \end{array} \right\} = \sigma^2 (1 - e^{-\tau}) - \frac{1}{2} \left[ \kappa \overline{wz} \mp e^{-\tau} \frac{d}{d\tau} (e^\tau \kappa \overline{wz}) \right], \quad (\text{A.1.8})$$

$$\kappa \overline{wz} = \sigma^2 \frac{\kappa^2}{\omega_z^2} e^{-\tau} \sin^2 \tau_z. \quad (\text{A.1.9})$$

Here we designated

$$k = 2\Omega/\Omega_e \quad (\text{A.1.10})$$

( $k$  is the ratio of semiaxis of the velocity ellipsoid). In addition we introduced three dimensionless times

$$\tau = \kappa t, \quad \tau_e = \Omega_e t, \quad \tau_z = \omega_z t. \quad (\text{A.1.11})$$

And finally,  $\omega_z$  is the frequency of  $z$ -oscillations in case of dynamical friction

$$4\omega_z^2 = 4\Omega_z^2 - \kappa^2. \quad (\text{A.1.12})$$

For stellar systems,  $\kappa$  is small when compared to  $\Omega_e$  and  $\Omega_z$  (the irregular forces are small when compared to the regular forces), and in Eqs. (A.1.6) and (A.1.8), in first approximation, we may keep only the first term. In this case, for small  $\tau$

$$\overline{u^2} = k^2 \overline{v^2} = (k^2 + 1)\sigma^2 \tau, \quad \overline{w^2} = \sigma^2 \tau, \quad (\text{A.1.13})$$

*i.e.* there is a valid relation between the velocity dispersions, proposed by us earlier (Kuzmin 1961, 1963b, 1965) ( $\overline{w^2}$  is the smallest of the dispersions). If  $\tau$  is large, then

$$\overline{u^2} = k^2 \overline{v^2} = \frac{1}{2}(k^2 + 1)\sigma^2, \quad \overline{w^2} = \sigma^2. \quad (\text{A.1.14})$$

This relation between the velocity dispersions (the dispersion  $\overline{w^2}$  is intermediate between  $\overline{u^2}$  and  $\overline{v^2}$ ) corresponds to T. A. Agekjan's assertion in one of our earlier discussions about the influence of irregular forces on the form of velocity ellipsoid. As it is seen, both of us were right in their own region. Our formula corresponds to small  $\tau$ , the Agekjan's statement to large  $\tau$  (Agekjan's region).

For large  $\tau$  (but in mean also for small  $\tau$ )

$$\overline{uv} = \frac{(k - k^{-1})\kappa\sigma^2}{2\Omega_e}. \quad (\text{A.1.15})$$

This quantity determines the radial transfer of momenta and thus the viscosity. For the kinematical viscosity coefficient we find

$$\nu = \frac{1}{2} \frac{\kappa\sigma^2}{\Omega_e^2}. \quad (\text{A.1.16})$$

Similar result was derived by us earlier (Kuzmin 1965).

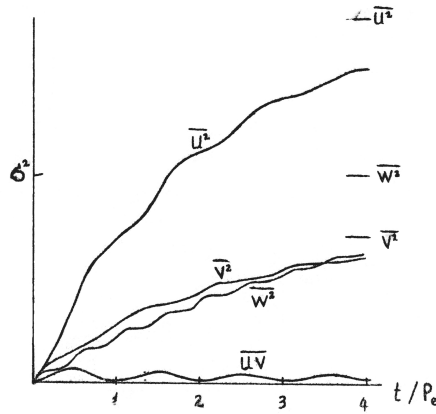


Figure A.1.1.: Time evolution of the velocity dispersion components.

Precise formulae for large  $\tau$  are (within the present solution)

$$\begin{aligned} \overline{u^2} &= \frac{1}{2} \frac{(k^2+1)\Omega_e^2 + \kappa^2}{\Omega_e^2 + \kappa^2} \sigma^2; & \overline{v^2} &= \frac{1}{2} \frac{k^2+1}{k^2} \frac{\Omega_e^2 + \kappa^2}{\Omega_e^2 + \kappa^2} \sigma^2; \\ \overline{uv} &= \frac{1}{2} (k - k^{-1}) \frac{\Omega_e \kappa}{\Omega_e^2 + \kappa^2} \sigma^2; & \overline{w^2} &= \sigma^2. \end{aligned} \quad (\text{A.1.17})$$

From the equation for  $\overline{uv}$  we derive

$$\nu = \frac{1}{2} \frac{\kappa\sigma^2}{\Omega_e^2}. \quad (\text{A.1.18})$$

If  $\kappa$  is large (the irregular forces are significant), then the velocity distribution becomes naturally nearly spherical. The viscosity becomes the usual viscosity, proportional to the relaxation time.

### *A.1. On the action of irregular forces in the Galaxy*

The waves, superposed to the smooth curve, increase velocity dispersions, are quite interesting. These waves are seen in Figure A.1.1. In calculations, we chose  $k^2 = 2.5$ , corresponding to the solar neighbourhood. The frequency  $\Omega_z$  was taken twice greater than the frequency  $\Omega_e$ , the quantity  $\kappa$  by the factor  $4\pi$  less than  $\Omega_e$ . The argument in Figure is  $t/P_e$ , where  $P_e$  is the period of epicyclic motion. The horizontal bars designate the position of asymptotes.

As a conclusion, we mention that within the Chandrasekhar approximation, the velocity distribution, being initially three-dimensional  $\delta$ -function, becomes Schwarzschild distribution and remains that. In other words, the Schwarzschild velocity distribution is invariant, if irregular forces can be described in Chandrasekhar approximation. But surely the parameters of the distribution – the components of the velocity dispersion tensor – will change.

## B.2. Quasi-isothermal models of spherical stellar systems. Application to the galaxies M87 and M105<sup>1</sup>

It is known that globular clusters are quite well described by generalised-isochrone models, comprehensively discussed by us in our earlier paper (Kuzmin et al. 1973). But when applied to galaxies having round form, as for example the galaxies M87 and M105, they fail in describing the profound central density peak in these galaxies. For galaxies more useful are the nearly isothermal models. Below we discuss the generalised-isothermal models. They are similar to the generalised-isochrone models, and in limiting case approach the quasi-isothermal models.

First we remind the properties of the generalised-isochrone models. These models are determined by the gravitational potential

$$\Phi(r) = \Phi_0 \frac{a}{b + \zeta(r)}, \quad \zeta(r) = \sqrt{1 + a^2 r^2 / r_0^2}. \quad (\text{B.2.1})$$

Here  $r$  is the distance from the centre of the model,  $\Phi_0$  and  $r_0$  are the scale parameters, and  $a \geq 1$  and  $b \geq 0$  are structural parameters, while

$$a - b = 1 \quad (\text{B.2.2})$$

indicating that only one structural parameter is independent. In addition to  $a$  and  $b$  we may use also the central concentration parameter

$$q = b/a. \quad (\text{B.2.3})$$

The parameter  $q$  may have values from zero to one.

As  $\Phi \rightarrow \Phi_0 r_0 / r = GM/r$ , when  $r \rightarrow \infty$  ( $M$  is the mass of the model and  $G$  – the gravitational constant), then

$$\Phi_0 = GM/r_0. \quad (\text{B.2.4})$$

Taking  $r = 0$  we have

$$\Phi(0) = \Phi_0, \quad (\text{B.2.5})$$

*i.e.*  $\Phi_0$  is the central potential. The constant  $r_0$  characterises the spatial extent of the model. Because  $\Phi(0) = GM/r_h$ , where  $r_h$  is the harmonic mean radius of the model, then

$$r_0 = r_h. \quad (\text{B.2.6})$$

---

<sup>1</sup> Tartu Astron. Obs. Publ. **51**, 232, 1986. Coauthors Ü.-I. Veltmann and P. Tenjes.

## B.2. Quasi-isothermal models of spherical stellar systems: M87 and M105

It is not difficult to find the mass distribution of the model. Because  $\Phi'(r) = -GM(r)/r^2$ , where  $M(r)$  is the mass within the sphere of a radius  $r$  (the “inner mass”), we derive

$$\frac{M(r)}{M} = \left(\frac{r}{r_0}\right)^3 \frac{a^3}{\zeta(b+\zeta)^2} = (1-\zeta^{-2})^{3/2} \left(\frac{\zeta}{b+\zeta}\right)^2. \quad (\text{B.2.7})$$

Further, as  $M'(r) = 4\pi r^2 \rho(r)$ , where  $\rho(r)$  is the spatial mass density, we find

$$\rho(r) = \rho_0 a^3 \left[ \frac{1}{\zeta^3(b+\zeta)^2} + \frac{2}{3} b \frac{1-\zeta^{-2}}{\zeta(b+\zeta)^3} \right]. \quad (\text{B.2.8})$$

The constant  $\rho_0$  is determined by the relation

$$M = \frac{4\pi}{3} r_0^3 \rho_0. \quad (\text{B.2.9})$$

In general, it differs from the central density. For the central density we have

$$\rho(0) = \rho_0 a. \quad (\text{B.2.10})$$

If  $a = 1$  ( $q = 0$ ), then  $\rho(0) = \rho_0$ , but when  $a \rightarrow \infty$  ( $q \rightarrow 1$ ), then  $\rho(0) \rightarrow \infty$ .

To compare the model with observations, one needs to know the surface density  $P(R)$ , *i.e.* the density projected to the celestial plane ( $R$  is the projection of the radius  $r$ ). It is convenient to use also the surface inner mass  $M_p(R)$ , *i.e.* the projected mass within a circle with radius  $R$  (we may compare it with the luminosity integrated within the same circle). According to Eq. (2.15) from the paper by Kuzmin & Veltmann (1973) we have

$$M_p(R)/M = (R/R_0)^2 q^{-2} f_2(\zeta/b), \quad (\text{B.2.11})$$

where  $\zeta = \zeta(R) = \sqrt{1 + a^2 R^2 / R_0^2}$  and  $R_0 = r_0$ , and

$$f_n(u) = \int_u^\infty \frac{dx}{(1+x)^n \sqrt{x^2 - u^2}} = \int_1^\infty \frac{dy}{(1+uy)^n \sqrt{y^2 - 1}}. \quad (\text{B.2.12})$$

Because  $M'_p(R) = 2\pi R P(R)$  and  $f'_n(u)u = n(f_{n+1} - f_n)$ , we derive

$$P(R) = P_0 q^{-2} [\zeta^{-2} f_2(\zeta/b) + (1 - \zeta^{-2}) f_3(\zeta/b)]. \quad (\text{B.2.13})$$

Here the constant  $P_0$  is determined by the formula

$$M = \pi R_0^2 P_0. \quad (\text{B.2.14})$$

The central surface density is

$$P(0) = P_0 q^{-2} f_2(b^{-1}). \quad (\text{B.2.15})$$

From the formulae for density it results that when  $r \rightarrow \infty$  and  $R \rightarrow \infty$ , then

$$\rho(r)/r h_0 \rightarrow 2/over 3 q (r_0/r)^4, \quad P(R)/P_0 \rightarrow \frac{\pi}{4} q (R_0/R)^3, \quad (\text{B.2.16})$$

*i.e.*  $\rho(r)$  and  $P(R)$  will be proportional to  $r^{-4}$  (the Jeans law) and  $R^{-3}$ . An exception is only the case  $q = 0$ , when there appear proportionalities to  $r^{-5}$  and  $R^{-4}$ .

When  $q = 0$  (*i.e.* if  $a = 1, b = 0$ ) in formulae for density, only the first term in square brackets remains. The model reduces to the known Schuster model (more correctly to the Schuster-Plummer model), where

$$\begin{aligned} \Phi(r) &= \Phi_0 \left( \frac{r_0^2}{r_0^2+r^2} \right)^{1/2} = \frac{GM}{(r_0^2+r^2)^{1/2}}, \\ \frac{M(r)}{M} &= \left( \frac{r^2}{r_0^2+r^2} \right)^{3/2}, \quad \frac{\rho(r)}{\rho_0} = \left( \frac{r_0^2}{r_0^2+r^2} \right)^{5/2}, \\ \frac{M_p(R)}{M} &= \frac{R^2}{R_0^2+R^2}, \quad \frac{P(R)}{P_0} = \left( \frac{R_0^2}{R_0^2+R^2} \right)^2. \end{aligned} \quad (\text{B.2.17})$$

If  $q = 1/2$  (*i.e.*  $a = 2, b = 1$ ), we have the usual isochrone model. If  $q \rightarrow 1$  (*i.e.*  $a, b \rightarrow \infty$ ), we have a limiting model. In the limiting model only the second term in square brackets in density expression remains, while the factor  $1 - \zeta^{-2}$  reduces to one. For the potential, the densities and the inner masses we derived

$$\begin{aligned} \Phi(r) &= \Phi_0 \frac{r_0}{r_0+r} = \frac{GM}{r_0+r}, \\ \frac{M(r)}{M} &= \frac{r^2}{(r_0+r)^2}, \quad \frac{\rho(r)}{\rho_0} = \frac{2}{3} \frac{r_0^4}{r(r_0+r)^3}, \\ \frac{M_p(R)}{M} &= \left( \frac{R}{R_0} \right)^2 f_2 \left( \frac{R}{R_0} \right), \quad \frac{P(R)}{P_0} = f_3 \left( \frac{R}{R_0} \right). \end{aligned} \quad (\text{B.2.18})$$

Let us turn now to the models, proposed in the present paper, which we call as generalised-isothermal. For these models the potential is

$$\Phi(r) = \frac{\Phi_0}{q} \ln \left( 1 + \frac{b}{\zeta} \right). \quad (\text{B.2.19})$$

Here again  $\zeta = \sqrt{1 + a^2 r^2 / r_0^2}$ . The parameters are also the same. Remains valid also formula (B.2.4), relating parameters  $\Phi_0$  and  $r_0$  with the mass  $M$ . But the central potential no more equals to  $\Phi_0$ , and the characteristic length  $r_0$  no more equals to the harmonic mean radius. Now

$$\Phi(0)/\Phi_0 = r_0/r_h = q^{-1} \ln a. \quad (\text{B.2.20})$$

$\Phi(0) = \Phi_0$  and  $r_0 = r_h$  only for  $q = 0$ . If  $q \rightarrow 1$  then  $\Phi(0) \rightarrow \infty$  and  $r_h \rightarrow 0$ .

When we do the necessary calculations with the new potential, we derive

$$\frac{M(r)}{M} = \left( \frac{r}{r_0} \right)^3 \frac{a^3}{\zeta^2(b + \zeta)} = (1 - \zeta^{-2})^{3/2} \frac{\zeta}{b + \zeta} \quad (\text{B.2.21})$$

## B.2. Quasi-isothermal models of spherical stellar systems: M87 and M105

and further

$$\rho(r) = \rho_0 a^3 \left[ \frac{1}{\zeta^4(b + \zeta)} + \frac{b}{3} \frac{1 - \zeta^{-2}}{\zeta^2(b + \zeta)^2} \right], \quad (\text{B.2.22})$$

while  $\rho_0$  still is determined by Eq. (B.2.9). Equations (B.2.21) and (B.2.22) are similar to Eqs. (B.2.7) and (B.2.8). But there are differences in powers of  $\zeta$  and  $b + \zeta$ , suggesting to more profound central density concentration in case of large  $a$  when compared with the generalised-isochrone models. For the central density we derive instead of Eq. (B.2.10) the formula

$$\rho(0) = \rho_0 a^2, \quad (\text{B.2.23})$$

giving steeper increase of the central density with the parameter  $a$  than it was the case in the generalised-isochrone models.

For  $M_p(R)$  the equation (2.15) from Kuzmin & Veltmann (1973) gives

$$\frac{M_p(R)}{M} = \left( \frac{R}{R_0} \right)^2 q^{-2} g_2 \left( \frac{\zeta}{b} \right). \quad (\text{B.2.24})$$

Here again  $\zeta = \zeta(R)$ , but instead of the function  $f_2(u)$  we have now the function  $g_2(u)$ . The functions  $g_n(u)$  are defined by the integral

$$g_n(u) = \int_u^\infty \frac{dx}{x(1+x)^{n-1} \sqrt{x^2 - u^2}} = \frac{1}{u} \int_1^\infty \frac{dy}{y(1+uy)^{n-1} \sqrt{y^2 - 1}} \quad (\text{B.2.25})$$

and are related with the functions  $f_n(u)$  via relation

$$f_n(u) = g_n(u) - g_{n+1}(u), \quad (\text{B.2.26})$$

while  $g_1(u) = \pi/2u^{-1}$ .

For the surface density we find

$$P(R) = \frac{P_0}{q^2} \left[ \frac{1}{\zeta^{-2}} g_2 \left( \frac{\zeta}{b} \right) + (1 - \zeta^{-2}) g_3 \left( \frac{\zeta}{b} \right) \right]. \quad (\text{B.2.27})$$

The constant  $P_0$  is determined as it was before by Eq. (B.2.14). But the central surface density is now

$$P(0) = \frac{P_0}{q^2} g_2 \left( \frac{1}{b} \right). \quad (\text{B.2.28})$$

In Table B.2.1 we give some values of the functions  $g_1(u)$ ,  $g_2(u)$  and  $g_3(u)$ .

The density behaviour at large distances from the centre is the same as it was for the generalised-isochrone models. When  $r \rightarrow \infty$  and  $R \rightarrow \infty$  we derive

$$\rho(r)/\rho_0 \rightarrow \frac{1}{3} q \left( \frac{r_0}{r} \right)^4, \quad P(R)/P_0 \rightarrow \frac{\pi}{8} q \left( \frac{R_0}{R} \right)^3. \quad (\text{B.2.29})$$



Table B.2.1.

$\log u$	$\log g_1(u)$	$\log g_2(u)$	$\log g_3(u)$
-2.000	2.196	2.181	2.169
-1.699	1.895	1.869	1.847
-1.301	1.497	1.443	1.398
-1.000	1.196	1.104	1.028
-0.699	0.895	0.741	0.615
-0.301	0.497	0.210	-0.033
0.000	0.196	-0.244	-0.624
0.301	-0.105	-0.743	-1.310
0.699	-0.503	-1.461	-2.337
1.000	-0.804	-2.032	-3.175
1.301	-1.105	-2.619	-4.044

If  $q = 0$ , the model again reduces to the Schuster model. For the limiting model  $q = 1$  ( $a, b \rightarrow \infty$ ) we derive

$$\begin{aligned}
\frac{\Phi(r)}{\Phi_0} &= \ln\left(1 + \frac{r_0}{r}\right), \\
\frac{M(r)}{M} &= \frac{r}{r_0+r}, \quad \frac{\rho(r)}{\rho_0} = \frac{1}{3} \frac{r_0^4}{r^2(r_0+r)^2}, \\
\frac{M_p(R)}{M} &= \left(\frac{R}{R_0}\right)^2 g_2\left(\frac{R}{R_0}\right), \quad \frac{P(R)}{P_0} = \frac{1}{2} g_3\left(\frac{R}{R_0}\right)
\end{aligned}
\tag{B.2.30}$$

In the central parts of the limiting model the spatial density is proportional to  $r^{-2}$  (and not  $r^{-1}$ ), *i.e.* the model approaches in the central parts to the isothermal model. For this reason it is suitable to call this model as quasi-isothermal. This name can be used also for models, close to the limiting model, *i.e.* when  $q$  is near to one.

The comparison of the mass distribution of quasi-isothermal models with the luminosity distribution in galaxies M87 (NGC 4486, E0) and M105 (NGC 3379, E1) demonstrates quite high similarity. It is seen in Figs. B.2.1 and B.2.2, where  $\log M_p(R)/M$  for the limiting quasi-isothermal model (continuous line) and  $\log L(R)/L$  for both galaxies (dashed line) as functions of  $\log r/r_0$  are given ( $L(R)$  is the integrated luminosity within the circle having radius  $R$ , and  $L$  is the total integrated luminosity). For M87 the integrated luminosity  $L(R)$  was found on the basis of the compilation of the surface brightness measurements in B-colour by de Vaucouleurs & Nieto (1978, 1979). For M105 we used the results obtained by de Vaucouleurs & Capaccioli (1979) (also in B-colour). The parameters  $R_0$  and  $L$  we derived

$$\begin{aligned}
\text{M87:} \quad R_0 &= 240'', \quad m_B = 9.35 \\
\text{M105:} \quad R_0 &= 80'', \quad m_B = 10.18
\end{aligned}$$

## B.2. Quasi-isothermal models of spherical stellar systems: M87 and M105

For both galaxies the behaviour of the integrated luminosity  $L(R)$  is similar to the inner surface mass distribution of the model  $M_p(R)$  in very wide distance  $R$  interval. Only near to the very centre  $L(R)$  decreases with the decreasing  $R$  significantly more rapidly. But this discrepancy can be essentially removed when we choose for both galaxies  $q = 0.975$  ( $a \simeq 40$ ) instead of  $q = 1$ .

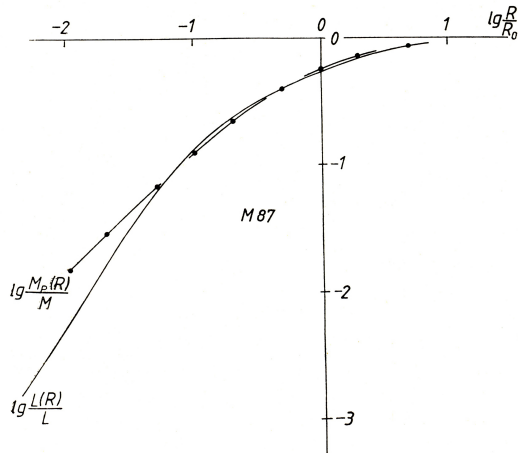


Figure B.2.1.: The projected mass distribution of the limiting generalised-isothermal model and the brightness distribution in the galaxy M87 (NGC 4486).

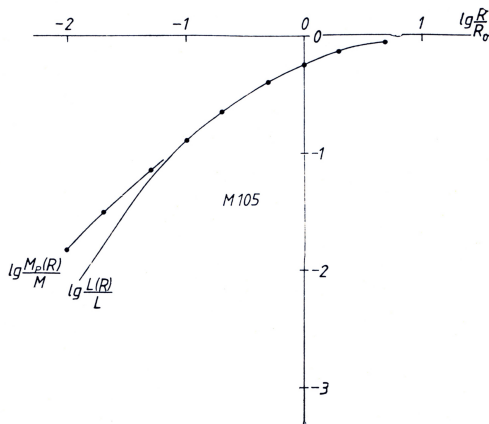


Figure B.2.2.: The projected mass distribution of the limiting generalised-isothermal model and the brightness distribution in the galaxy M105 (NGC 3379).

Because quite often to describe the light distribution in galaxies, and in particular in galaxies M87 and M105, it is used the empirical de Vaucouleur's law, where the logarithm of the brightness varies proportionally to  $R^{1/4}$  we may expect that the

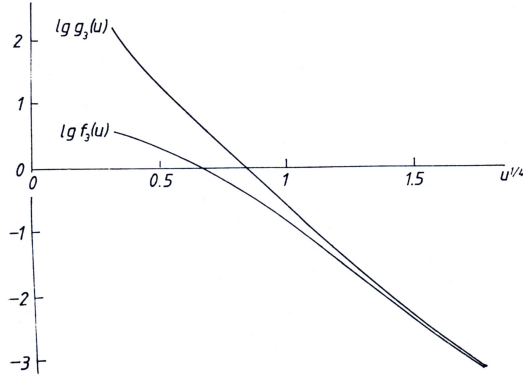


Figure B.2.3.: The surface density of the limiting generalised-isothermal and generalised-isochrone laws and the de Vaucouleur's law.

quasi-isothermal model agrees well with this law. The surface density of the limiting generalised-isothermal model is proportional to  $g_3(R/R_0)$ . Hence  $\log g_3(u)$  must vary nearly proportionally to  $u^{1/4}$ . This is seen in Fig. B.2.3, where the curve  $\log g_3(u)$  as a function of  $u^{1/4}$  has really long linear part. For comparison we plotted in the same Figure also the curve  $\log f_3(u)$ , corresponding to the generalised-isochrone limiting model. Evidently it agrees much worse with the de Vaucouleur's law.

As a conclusion we like to mention that the potentials (B.2.1) and (B.2.19) are the special cases of the potential having more general form

$$\Phi(r) = \frac{\Phi_0}{mq} \left[ 1 - \left( \frac{\zeta}{b + \zeta} \right)^m \right], \quad (\text{B.2.31})$$

where  $m$  is an additional independent structural parameter. The generalised-isochrone models we have when  $m = 1$ , the generalised-isothermal models when  $m \rightarrow 0$ . For  $M(r)$  and  $\rho(r)$  we derive natural generalisations of Eqs. (B.2.7), (B.2.21) and (B.2.8), (B.2.22)

$$\frac{M(r)}{M} = (1 - \zeta^{-2})^{3/2} \left( \frac{\zeta}{b + \zeta} \right)^{m+1} \quad (\text{B.2.32})$$

and

$$\rho(r) = \rho_0 a^3 \left[ \frac{1}{\zeta^4 (b + \zeta)} + \frac{m + 1}{3} b \frac{1 - \zeta^{-2}}{\zeta^2 (b + \zeta)^2} \right] \left( \frac{\zeta}{b + \zeta} \right)^m. \quad (\text{B.2.33})$$

Because the density must be non-negative and smoothly decrease when  $r$  increases (for all  $q$ ) it follows the condition

$$-1 \leq m \leq 2. \quad (\text{B.2.34})$$

## *B.2. Quasi-isothermal models of spherical stellar systems: M87 and M105*

For  $m = -1$  the model reduces to the Schuster model (as is was when  $q = 0$ ), but instead of  $r_0$  in Eq. (B.2.17) there is  $r_0/a$ .

The parameter  $m$  together with the parameter  $q$  enables to control the behaviour of the density in central regions of the model. But in outermost regions for  $q > 0$  and  $m > -1$  we have the density proportional to  $r^{-4}$  independently of  $m$  and  $q$ .

We note that the model with parameters  $m = 1/2$  and  $q \simeq 1$  is in better agreement with the de Vaucouleur's law than the quasi-isothermal model with parameters  $m = 0$ ,  $q \simeq 1$ . This model enables to describe the real behaviour of the density near to the central regions of the galaxies M87 and M105. But outside of the innermost regions the quasi-isothermal describes the density distribution in both galaxies still better.

**Note:** Basic results of the present paper were derived in 1975 (the models) and thereafter in 1982 (application for galaxies). In 1983 the paper by W. Jaffe (Jaffe 1983) was published, where he proposed independently the model, identical with our limiting generalised-isothermal model.

March 1985

### C.3. Hydrodynamic models of flat axisymmetric stationary stellar system<sup>1</sup>

The construction of self-consistent models of flattened stellar systems is quite complicated problem when the phase density is a function of three integrals of motion, corresponding to the triaxial local velocity distribution ellipsoid. Far more simply the problem can be solved within the hydrodynamic description. We propose in the present paper one solution of this kind.

We suppose that the regular gravitational field of a stellar system allows the third integral of motions, quadratic in respect to velocities. Some models of the corresponding potential and the density were constructed by Kuzmin (1956a). In another paper (Kuzmin 1962b) we found a self-consistent model, but with the phase density, being the function of only the energy and the angular momentum integrals.

If a third integral of motions exist, quadratic about velocities, then the velocity distribution at a given point has three orthogonal planes of symmetry, the intersection of which is along the coordinate lines of a spheroidal system of coordinates  $\xi_1, \xi_2, \theta$  (Kuzmin 1956a). In the similar way lies the velocity ellipsoid, describing the local velocity distribution. The coordinates  $\xi_1, \xi_2, \theta$  are related with cylindrical coordinates  $R, z, \theta$  according to formulae

$$R = z_0 \sqrt{(\xi_1^2 - 1)(1 - \xi_2^2)}, \quad z = z_0 \xi_1 \xi_2, \quad z_0 = \text{const.} \quad (\text{C.3.1})$$

In the meridional plane, where we have  $R$  and  $z$  as Cartesian coordinates, the coordinate lines  $\xi_1$  and  $\xi_2$  are intersecting ellipses and hyperbolae with the foci on  $z$ -axis at  $z = \pm z_0$  (Fig. C.3.1). The values of the coordinate  $\xi_2$  are from  $-1$  to  $+1$ , the values of  $\xi_1$  are from one to infinity. The sign of the coordinate  $\xi_2$  is the same as of  $z$ , and when  $z = 0$ , then also  $\xi_2 = 0$ . On  $z$ -axis one of the coordinates  $\xi_1$  or  $|\xi_2|$  is one, the other is  $z/z_0$  or  $|z|/z_0$ . At foci both coordinates  $\xi_1$  and  $|\xi_2|$  are equal to unity.

Let  $\rho$  be the local density of the system (not necessarily the mass density). Let us introduce the “pressures” along the coordinate lines  $\xi_1$  and  $\xi_2$

$$p_1 = \overline{\rho v_1^2}, \quad p_2 = \overline{\rho v_2^2}. \quad (\text{C.3.2})$$

Here  $v_1$  and  $v_2$  are the velocity components along  $\xi_1$  and  $\xi_2$ , and the bar means averaging. Evidently

$$\overline{v_1 v_2} = 0,$$

---

<sup>1</sup>Report presented on the meeting “Dynamics of gravitational systems and methods of analytical celestial mechanics”, Sept. 22 – 24, Alma-Ata, 1987 (Report was read by P. Tenjes). The paper remained unpublished.

C.3. Hydrodynamic models of flat axisymmetric stationary stellar system

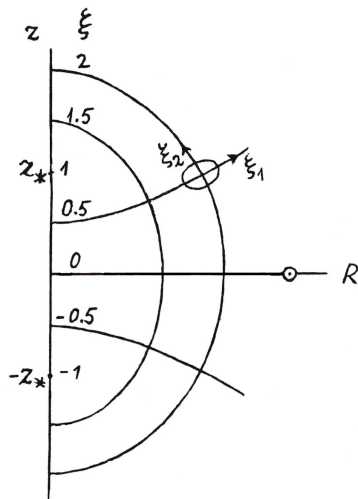


Figure C.3.1.: Coordinates  $(R, z)$  and  $(\xi_1, \xi_2)$  in the galactic meridional plane.

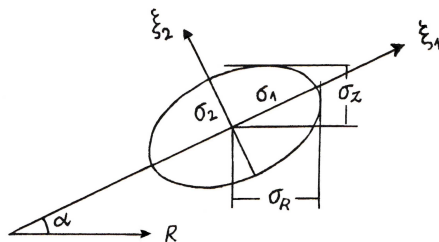


Figure C.3.2.: Orientation of the velocity ellipsoid in meridional plane.  $\sigma_1$  and  $\sigma_2$  are velocity dispersions along coordinate lines  $(\xi_1, \xi_2)$ .

because the corresponding “stress” is zero. The pressure  $p_\theta$  along the azimuthal coordinate  $\theta$  is not relevant for us further. The pressure is anisotropic in general, *i.e.*  $p_1 \neq p_2 \neq p_\theta$ . The only exceptions are the foci of spheroidal system of coordinates. Here the velocity distribution is spherical.

The mean square velocities in Eq. (C.3.2) are the velocity dispersions, and by designating them as  $\sigma_1^2$  and  $\sigma_2^2$  Eq. (C.3.2) can be rewritten as

$$p_1 = \rho\sigma_1^2, \quad p_2 = \rho\sigma_2^2. \quad (\text{C.3.3})$$

The quantities  $\sigma_1$  and  $\sigma_2$  together with  $\sigma_\theta$  are just the semiaxes of the velocity ellipsoid. Limiting with two-dimensional case in the meridional plane we have the velocity ellipse with the semiaxes  $\sigma_1$  and  $\sigma_2$  (Fig. C.3.2). We suppose  $\sigma_1$  to be the longer semiaxis. We designate the inclination angle of  $\sigma_1$  about the  $R$ -axis as  $\alpha$ . This is the inclination angle of the tangent of  $\xi_2$ -line at a given point.

In the system of coordinates  $R, z$ , where the corresponding velocities are  $v_R, v_z$ , we have the “pressures”  $p_{RR}, p_{zz}$  and the “stress”  $p_{Rz}$

$$p_{RR} = \overline{\rho v_R^2}, \quad p_{zz} = \overline{\rho v_z^2}, \quad p_{Rz} = \overline{\rho v_R v_z}, \quad (\text{C.3.4})$$

or when introducing the velocity dispersions along  $R$  and  $z$

$$p_{RR} = \rho \sigma_R^2, \quad p_{zz} = \rho \sigma_z^2.$$

The pressures in both systems of coordinates are related by

$$\begin{aligned} p_{RR} &= p_1 \cos^2 \alpha + p_2 \sin^2 \alpha, \\ p_{zz} &= p_1 \sin^2 \alpha + p_2 \cos^2 \alpha, \\ p_{Rz} &= (p_1 - p_2) \sin \alpha \cos \alpha. \end{aligned} \quad (\text{C.3.5})$$

From the properties of elliptic coordinates

$$\sin \alpha = \sqrt{g_1} \xi_2, \quad \cos \alpha = \sqrt{g_2} \xi_1, \quad (\text{C.3.6})$$

where

$$g_1 = \frac{\xi_1^2 - 1}{\xi_1^2 - \xi_2^2}, \quad g_2 = \frac{1 - \xi_2^2}{\xi_1^2 - \xi_2^2} \quad (\text{C.3.7})$$

are the coefficients, introduced earlier (Kuzmin 1956a). In addition to Eqs. (C.3.6)–(C.3.7) we add the equation, relating the differential of the coordinate  $\xi$  with the corresponding differential of the path length of coordinate lines

$$z_0 d\xi = \sqrt{g} ds. \quad (\text{C.3.8})$$

The quantity  $z_0/\sqrt{g}$  is the Lamé coefficient for the present case.

In hydrodynamic description the equilibrium of a stationary stellar system with respect to  $R$  and  $z$  coordinates is determined by two hydrodynamic equations of stellar systems (Kuzmin 1965), which is suitable to call as the hydrostatical equations. In the present paper we use only the equilibrium equation about  $z$ . It has the form

$$\frac{\partial p_{zz}}{\partial z} + \frac{\partial p_{Rz}}{\partial R} + \frac{p_{Rz}}{R} = \rho \frac{\partial \Phi}{\partial z}. \quad (\text{C.3.9})$$

Here  $\Phi$  is the gravitational potential of the system. Moving to the pressures  $p_1$  and  $p_2$  and to elliptic coordinates, we derive the equation

$$g_1 \frac{\partial p_1}{\xi_1 \partial \xi_1} + g_2 \frac{\partial p_2}{\xi_2 \partial \xi_2} + 2 \frac{p_1 - p_2}{\xi_1^2 - \xi_2^2} = \rho z_0 \frac{\partial \Phi}{\partial z}. \quad (\text{C.3.10})$$

Known functions in Eq. (C.3.10) are the density  $\rho$  and the potential  $\Phi$ , and unknown functions are the pressures  $p_1$  and  $p_2$ . Thus we have two unknown functions and one equation, relating them. It is needed one more relation between them. Using

### C.3. Hydrodynamic models of flat axisymmetric stationary stellar system

also the equilibrium equation about  $R$  does not help us, because there appear two additional unknown functions – the azimuthal pressure  $p_\theta$  and the rotation velocity of the system  $\bar{v}_\theta$ . To solve the problem with respect to  $p_1$  and  $p_2$  most simply is to assume some form of the ratio of pressures as a function of coordinates. In this case the partial differential equation (C.3.10) reduces to the usual linear differential equation of the first order. The integration of this equation must be done along the curves determined by the following differential equation

$$\frac{\xi_2 d\xi_2}{\xi_1 d\xi_1} = \frac{(1 - \xi_2^2)}{(\xi_1^2 - 1)} \frac{p_1}{p_2}. \quad (\text{C.3.11})$$

To simplify the problem we propose the separation of variables, *i.e.* to suppose that the ratio  $p_2/p_1 = f(\xi_2)/g(\xi_1)$ , where  $f, g$  are some functions. Here we assumed

$$\frac{p_2}{p_1} = \frac{\sigma_2^2}{\sigma_1^2} = \frac{c^2 + \xi_2^2}{c^2 + \xi_1^2}; \quad c^2 = \text{const.} \quad (\text{C.3.12})$$

At foci of elliptical coordinates  $\sigma_1 = \sigma_2$  just as it must be. Outside of the foci  $\sigma_2$  is smaller than  $\sigma_1$ , while the ratio  $\sigma_2/\sigma_1$  tends to zero. When the coordinate  $\xi_1$  increases, *i.e.* when moving away from the system centre, the velocity ellipse becomes more and more elongated, and the motion in  $R, z$  plane approaches to a pure radial motion. But if the parameter  $c^2$  increases up to infinity, then  $\sigma_1$  and  $\sigma_2$  are equal everywhere. This particular case corresponds to the case, when the phase density is a function of the energy and angular momentum integrals. These models is suitable to call Jeans models, because they were studied first by Jeans (1915, 1922).

The solution of Eq. (C.3.10) we derive in form

$$\frac{p_1}{c^2 + \xi_1^2} = \frac{p_2}{c^2 + \xi_2^2} = \frac{1}{(c^2 + z^2/z_0^2)^2} \int_z^\infty \left[ (c^2 + z^2/z_0^2) - \frac{\partial \Phi}{\partial z} \rho \right] dz, \quad (\text{C.3.13})$$

where the integration is along the hyperbolae

$$\frac{R^2}{a^2} - \frac{z^2}{c^2} = z_0^2. \quad (\text{C.3.14})$$

The parameter  $a$  determines the point, where the hyperbola intersects the  $R$ -axis. As it must be, for the Jeans case the hyperbola degenerates into straight lines, parallel to the  $z$ -axis, and the pressure  $p_1 = p_2 = p$  results via simple integration of  $-\rho \frac{\partial \Phi}{\partial z} dz$  along these lines.

The solution (C.3.14) we used for our model  $n = 3$  (Kuzmin 1956a). This is the same model, we used in a subsequent paper (Kuzmin 1962b) to construct the phase model, where the phase density was a function of the energy and the angular momentum integrals. In studying this model it is suitable to introduce instead of  $\xi_1, \xi_2$  new variables  $\zeta_1, \zeta_2$ , related with the old ones as

$$\zeta^2 = \zeta_0^2 + (1 - \zeta_0^2)\xi^2, \quad \zeta_0^2 = \text{const.} \quad (\text{C.3.15})$$



The variables  $\zeta_1, \zeta_2$  are also elliptic coordinates, but defined in a different from  $\xi_1, \xi_2$  way. With help of variables  $\zeta$  we introduce new variables

$$Y = \zeta_1 + \zeta_2, \quad Z = \zeta_1 \zeta_2. \quad (\text{C.3.16})$$

The formula for  $Z$  is similar to the equation (C.3.1) for  $z$ . For  $\zeta_0 = 0$  we have simply  $Z = z/z_0$ . Via the variables  $Y$  and  $Z$  the potential  $\Phi$  and the mass density  $\rho$  can be expressed in the following way

$$\Phi = \frac{\Phi_0}{Y}, \quad (\text{C.3.17})$$

$$\rho = \rho_0 \zeta_0^2 \frac{Y^2 + Z^2 + Z}{Y^3 Z^3}, \quad (\text{C.3.18})$$

while  $4\pi G \rho_0 = \frac{1-\zeta_0^2}{z_0^2} \Phi_0$ . When  $\zeta_0 = 0$ , the parameter  $\Phi_0$  has the meaning of the central potential (in general the central potential is  $\Phi_0/(1-\zeta_0)$ ). The parameter  $\zeta_0$ , taking values from zero to one, has the meaning of the model flatness. If  $\zeta_0 \rightarrow 0$  we have ‘‘nearly flat disk’’ embedded into ‘‘slight atmosphere’’. If  $\zeta_0 \rightarrow 1$ , the model approaches to spherically symmetrical one (the isochrone model by Hénon). The ratio  $z_0/(1-\zeta_0^2)^{1/2}$  is a characteristic length. When we exclude the nearby to the centre regions and the outermost regions, the model quite well resembles the Galaxy, while  $\zeta_0 \sim 0.1$ . Advantages of the model  $n = 3$  are, first, a simple expression for the potential and not too complicate expression for the density, and second, that the potential and the density depend on  $Y$  and  $Z$  in the same way for all flatnesses (only the region of possible values of  $Y, Z$  varies).

Solution for the pressures  $p_1$  and  $p_2$  results

$$\frac{p_1}{c_0^2 + \zeta_1^2} = \frac{p_2}{c_0^2 + \zeta_2^2} = \frac{\Phi_0}{(c_0^2 + Z^2)^2} \int_Z^\infty (c_0^2 + Z^2)(1+Z)Y^{-3}\rho dZ, \quad (\text{C.3.19})$$

while the integration is along the curves

$$X = \frac{Y^2 - (1+Z)^2}{c_0^2 + Z^2} = \text{const}, \quad (\text{C.3.20})$$

where

$$c_0^2 = (1-\zeta_0^2)c^2 - \zeta_0^2. \quad (\text{C.3.21})$$

In Eq. (C.3.18)  $\rho$  is not necessarily the mass density of the whole system. It may be the density of a subsystem. But if we want to obtain a self-gravitating model of the system as a whole, then we must use for the density Eq. (C.3.18). Eliminating  $Y^2$  we have

$$Y^{-3}\rho = \rho_0 \zeta_0^2 \frac{(1+Z)(1+2Z) + X^2(c_0^2 + Z^2)}{[(1+Z)^2 + X^2(c_0^2 + Z^2)]^3 Z^3}. \quad (\text{C.3.22})$$

Evidently the integral in Eq. (C.3.19) can be taken in elementary functions. But the result is very long. The solution results in a form

$$\frac{p_1}{c_0^2 + \zeta_1^2} = \frac{p_2}{c_0^2 + \zeta_2^2} = \Phi_0 \rho_0 \zeta_0^2 F(X, Z; c_0^2), \quad (\text{C.3.23})$$

### C.3. Hydrodynamic models of flat axisymmetric stationary stellar system

where  $F$  is a known function. Thus the problem is solved. By giving the coordinates  $R, z$  we move to coordinates  $\xi$ , thereafter to coordinates  $\zeta$ , and find from Eq. C.3.23 the pressures. Dividing the pressures by density, we have the velocity dispersions  $\sigma_1^2$  and  $\sigma_2^2$ , and thereafter  $\sigma_R^2$  and  $\sigma_z^2$ .

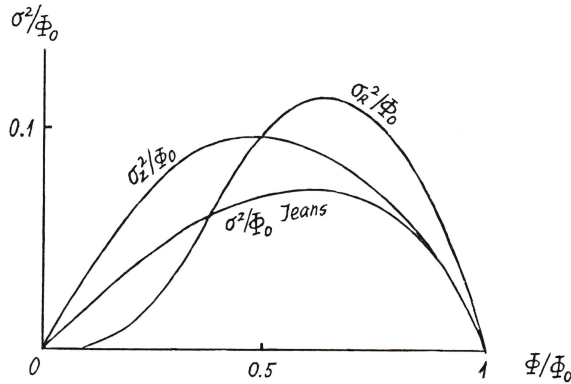


Figure C.3.3.: Calculated velocity dispersions  $\sigma_R$  and  $\sigma_z$  as functions of the potential. The dispersions and the potential are given in units of the central potential  $\Phi_0$ .

Solution is valid for all flatnesses. If we take  $\zeta_0 = 0$ , we have the solution for “flat disk”. It is similar to the one, resulting for a highly flattened stellar system like our Galaxy. To have the solution, we must choose the parameter  $c_0^2$ . In the solar neighbourhood  $\sigma_z^2/\sigma_R^2 \simeq 1/2.5$ , and here  $\xi_2 = 0$ ,  $\xi_1^2 \simeq 5$ . It gives  $c^2 \simeq 2$ . Because  $\zeta_0 \sim 0.1$ , then  $c_0^2$  is approximately the same. Thus we chose  $c_0^2 = 2$ . In Fig. C.3.3 the velocity dispersion curves  $\sigma_R^2, \sigma_z^2$  on  $z$ -axis for the “flat disk” model are plotted. The dispersions are plotted as functions of the potential, while the unit of dispersions as well as of potential is the central potential  $\Phi_0$ . The curves intersect at  $\Phi/\Phi_0 = 1/2$ , corresponding to the foci of the elliptic system of coordinates. For comparison, in the same figure the dispersion curve for the Jeans case is presented. It is seen that the difference is very essential.

Similar curves we may construct for the velocity dispersions along the lines  $R = \text{const}$ , parallel to the  $z$ -axis. In this case for the unit of the dispersions and the potential is suitable to take the potential on  $R$ -axis at given  $R$ . The resulting picture is in general similar. But the intersection of the curves  $\sigma_z^2$  and  $\sigma_R^2$  shifts to smaller potential when  $R$  increases. The curve  $\sigma_R^2$  becomes higher, the curve  $\sigma_z^2$  becomes lower, and finally even lower than the Jeans curve.

The proposed model is only one of the most simple models. It is clear that the construction of hydrodynamic self-consistent models of flattened stellar systems has no principal difficulties.

## Conclusions

This thesis concludes with a summary. The most important results of the work taken as a basis for this dissertation can be summarised (without going into too much detail) in the form of the following points.

1. The solution to the one-dimensional problem of stellar dynamics and its applicability to the Galaxy is developed (Chapters 1, 3, 6).
2. The dynamical constant  $C$  is introduced and its value is derived, and the Galactic density in the vicinity of the Sun is found (Chapters 1 and 5).
3. The stellar dynamical method for determining the Galactic flattening and equatorial half-thickness is specified and applied in practice (Chapters 1 and 5).
4. A method for determining the radial mass distribution of stellar systems is developed and applied in practice (Chapters 2, 3, 7, 9, 10).
5. The theory of empirical superposition models of the mass distribution consisting of inhomogeneous spheroids of different flatness is suggested (Chapter 9).
6. The system of hydrodynamic equations of stellar dynamics is studied (Chapter 21) and the second Jeans equation is refined (Chapters 3 and 8).
7. The question which integrals of motion can serve as arguments for the phase density at stationarity is clarified (Chapter 4).
8. A third integral of stellar motion quadratic with respect to velocities has been proposed as an argument of phase density together with integrals of energy and areas (Chapters 3 and 4).
9. It is shown that the restrictions imposed on the gravitational potential by the third quadratic integral of motion are compatible with the requirement of non-negativity of the mass density (Chapter 6).
10. On the basis of the third quadratic integral theory models of mass distribution in the Galaxy are constructed (Chapters 3 and 6).
11. On the basis of the same theory, a method of calculating three-dimensional galactic orbits of stars is developed (Chapter 6).
12. A theory of the third quadratic integral as an approximate quasi-integral is developed (Chapters 4 and 8).

## *Conclusions*

13. Theoretical relations are found between the gradient of the slope of the velocity ellipsoid and the radial gradient of the mass density (Chapter 8).
14. The first hydrodynamic and phase description model of the spatial-kinematical structure of the Galaxy as a self-gravitating stellar system is found (Chapter 11).
15. The hydrodynamic and phase description models of the spatial-kinematical structure of spherical stellar systems are found, satisfying the theory of irregular gravitational forces (Chapters 15 and 16).
16. It is proposed to use the virial theorem in the tensor form. The virial of an inhomogeneous ellipsoid is found (Chapter 12).
17. Some theorems for the presence of symmetry planes in stationary stellar systems are proved (Chapter 13).
18. The classification of integrals of motion depending on the restrictions imposed on the potential is given (Chapter 14).
19. The foundations of the theory of irregular forces in stellar systems have been developed (Chapters 17, 18, 22).
20. It is pointed out that irregular forces should cause in spherical stellar systems a radial stretching of velocity distribution (Chapter 17).
21. Taking into account irregular forces, the theory of very flattened subsystems of the Galaxy in the hydrodynamical description is developed (Chapters 19 to 21).
22. The theoretical expression for the ratio of the lengths of the semi-axes of the velocity ellipsoid is found (Chapter 19).
23. The theory of very flattened subsystems in the phase description is developed; a theoretical distribution of velocities is derived (Chapter 22).
24. The oscillatory variations in stellar kinematics, which can explain the ellipsoidal velocity vertex deviation, are considered (Chapters 20 and 21).

## Acknowledgements

In conclusion I consider it my pleasant duty to express my deep gratitude to the Academician of the Academy of Sciences of the Estonian SSR A. Kipper who insisted on the realization of this work and rendered his full assistance as the Director of the Institute of Physics and Astronomy of the Academy of Sciences of the Estonian SSR.

I am also very grateful to Prof. K. F. Ogorodnikov, Prof. T. A. Agekyan and Prof. G. M. Idlis for their friendly advice and constant interest in my work.

I express my gratitude to J. Einasto, A. Kivila, U. Rümmeel, J. Silvet, H. Albo, V. D. Malyuto, J.-I. Weltmann, S. A. Kutuzov, H. Eelsalu, M. Jõeveer, M. Rümmeel, E. Kurvits, M. Kull and A. Linnas for their great assistance in the preparation of my thesis.

## *Acknowledgements*

## Bibliography

- Agekyan, T. A. 1959, *The Probability of a Stellar Approach with a Given Change of the Absolute Velocity.*, AZh, 36, 41
- Agekyan, T. A. 1963, *Spherical Star Clusters in a Quasi-Stationary State*, AZh, 40, 318
- Agekyan, T. A. 1964, *Spherical Star Clusters in a Quasi-Stationary State II.*, AZh, 41, 523
- Ambartsumian, V. A. 1938, LGU Uchenye Zapiski, Ser. Math. Sci., 4, 19
- Bok, B. J. 1934, *The Stability of Moving Clusters.*, Harvard College Observatory Circular, 384, 1
- Boss, B. 1937, General Catalogue of 33342 stars for the epoch 1950. Vol.1: Introduction and explanatory tables; Right Ascension 6h - 12h; Right Ascension 12h - 18h; Vol.5: Right Ascension 18h - 24h
- Bottlinger, K. F. 1931, *Die hellen sterne und die rotation der Milchstrasse*, Veröffentl. Berlin-Babelsberg, 8
- Bottlinger, K. F. 1932, Erg. d. exakt. Naturwiss., 11, 31
- Brandt, J. C. 1960, *On the Distribution Of mass in Galaxies. I. The Large-Scale Structure of Ordinary Spirals with Applications to M 31.*, ApJ, 131, 293
- Burbidge, E. M., Burbidge, G. R., & Prendergast, K. H. 1959, *The Rotation and Mass of NGC 2146.*, ApJ, 130, 739
- Camm, G. L. 1941, *The ellipsoidal distribution of stellar velocities*, MNRAS, 101, 195
- Camm, G. L. 1952, *Self-gravitating star systems. II.*, MNRAS, 112, 155
- Chandrasekhar, S. 1938, MNRAS, 98, 710
- Chandrasekhar, S. 1939, MNRAS, 98, 710
- Chandrasekhar, S. 1939, *The Dynamics of Stellar Systems. I-Viii*, ApJ, 90, 1
- Chandrasekhar, S. 1942, Principles of stellar dynamics (Yerkes Observatory)
- Chandrasekhar, S. 1943a, *Dynamical Friction. I. General Considerations: the Coefficient of Dynamical Friction.*, ApJ, 97, 255
- Chandrasekhar, S. 1943b, *Dynamical Friction. II. The Rate of Escape of Stars from Clusters and the Evidence for the Operation of Dynamical Friction.*, ApJ, 97, 263
- Chandrasekhar, S. 1943c, *Dynamical Friction. III. a More Exact Theory of the Rate of Escape of Stars from Clusters.*, ApJ, 98, 54
- Chandrasekhar, S. 1943d, *Stochastic Problems in Physics and Astronomy*, Reviews of Modern Physics, 15, 1
- Charlier, C. V. L. 1917, Meddelanden fran Lunds Astronomiska Observatorium, 6
- Clark, G. L. 1937, *The dynamics of a stellar system*, MNRAS, 97, 182
- Cohen, R. S., Spitzer, L., & Routly, P. M. 1950, Phys. Rev., 80, 230

## Bibliography

- Contopoulos, G. 1960, *A third Integral of Motion in a Galaxy*, ZAp, 49, 273
- Courtez, R. 1950, Comm. Obs. R. Belgique, 15
- Davydov, B. A. 1955, AZh, 32, 259
- de Vaucouleurs, G. & Capaccioli, M. 1979, *Luminosity distribution in galaxies. I. The elliptical galaxy NGC 3379 as a luminosity distribution standard.*, ApJS, 40, 699
- de Vaucouleurs, G. & Nieto, J. L. 1978, *On the corona of M87.*, ApJ, 220, 449
- de Vaucouleurs, G. & Nieto, J. L. 1979, *Luminosity distribution in the central regions of Messier 87: isothermal core, point source, or black hole?*, ApJ, 230, 697
- Eddington, A. S. 1913, *The dynamics of a globular stellar system*, MNRAS, 74, 5
- Eddington, A. S. 1915a, *The dynamics of a globular stellar system*, MNRAS, 75, 366
- Eddington, A. S. 1915b, *The dynamics of a stellar system. Third paper: oblate and other distributions*, MNRAS, 76, 37
- Eddington, A. S. 1916, *The distribution of stars in globular clusters*, MNRAS, 76, 572
- Eddington, A. S. 1921, Astron. Nachr., Jubelaumsn., 9
- Eelsalu, H. 1958, *The gradient of the Gravitational Acceleration Perpendicular to the Galactic Plane near the Sun*, Publications of the Tartu Astrofizica Observatory, 33, 153
- Eigenson, M. 1943, AZh, 20
- Einasto, J. 1961, *On the Asymmetric Shift of the Centroids of Star Groups.*, Publications of the Tartu Astronomical Observatory, 33, 371
- Einasto, J. 1964, *The Value of Dynamical Parameter C*, Tartu Astrofüüsika Observaatorium Teated, 11, 1
- Einasto, J. 1968, *On constructing models of stellar systems. V. The binomial model.*, Publications of the Tartu Astrophysical Observatory, 36, 414
- Fricke, W. 1952, *Dynamische Begründung der Geschwindigkeitsverteilung im Sternsystem*, Astronomische Nachrichten, 280, 193
- Garwick, J. V. 1943, *Note on Stellar Systems with Ellipsoidal Velocity-Distribution*, Astrophysica Norvegica, 3, 301
- Genkin, I. L. 1962, *Obituary: Dinamika zvezdnykh sistem s Shvartssildovym raspredeleniem skorostei zvezd*, Soobshcheniya Gosudarstvennogo Astronomicheskogo Instituta, 124, 3
- Gurevich, L. E. 1954, Voprosy kosmogonii, 2, 151
- Gurevich, L. E. & Levin, B. J. 1950, Doklady Akademii Nauk, 70, 781
- Hénon, M. 1959, *L'amas isochrone: I*, Annales d'Astrophysique, 22, 126
- Hénon, M. 1960a, *L'amas isochrone. - III. Fonction de distribution*, Annales d'Astrophysique, 23, 474
- Hénon, M. 1960b, *Les perturbations des vitesses stellaires. - II. Calcul des moments d'ordre supérieur à 2*, Annales d'Astrophysique, 23, 467
- Hénon, M. 1961, *Sur l'évolution dynamique des amas globulaires*, Annales d'Astrophysique, 24, 369



- Idlis, G. M. 1955, Doklady Akademi Nauk, 100, 635
- Idlis, G. M. 1956, AZh, 33, 20
- Idlis, G. M. 1957, Izv. Astrofiz. Inst. Kazakh Acad. Sciences, 4
- Idlis, G. M. 1957, *Cosmic force-field and some problems on the structure and evolution of galactic matter (in Russian)*, Izv. Astrofiz. Inst. Kaz. SSR, 4, 3
- Idlis, G. M. 1959, Izv. Astrofiz. Inst., 8, 24
- Idlis, G. M. 1961, *Struktura i dinamika zvezdnykh sistem*, Trudy Astrofizicheskogo Instituta Akad. Nauk Kaz. SSR, 1
- Jõeveer, M. 1972, *An attempt to estimate the galactic mass density in the vicinity of the sun.*, Tartu Astrofüüsika Observatoorium Teated, 37, 3
- Jõeveer, M. 1974, *Ages of delta Cephei stars and the density of gravitating masses near the sun.*, Tartu Astrofüüsika Observatoorium Teated, 46, 35
- Jõeveer, M. 1975, *Determination of the local mass density on the basis of photographic B, V photometry.*, Publications of the Tartu Astrofizika Observatory, 43, 89
- Jõeveer, M. & Einasto, J. 1976, *Galactic mass density in the vicinity of the sun.*, Tartu Astrofüüsika Observatoorium Teated, 54, 77
- Jaffe, W. 1983, *A simple model for the distribution of light in spherical galaxies.*, MNRAS, 202, 995
- Jeans, J. H. 1915, *On the theory of star-streaming and the structure of the universe*, MNRAS, 76, 70
- Jeans, J. H. 1916, *On the law of distribution in star-clusters*, MNRAS, 76, 567
- Jeans, J. H. 1919, Problems of cosmogony and stellar dynamics
- Jeans, J. H. 1922, *The motions of stars in a Kapteyn universe*, MNRAS, 82, 122
- King, I. R. 1965, *Moment equations in galactic dynamics*, AJ, 70, 296
- Kukarkin, B. V. 1949, Investigation of Structure and Development of Stellar Systems on the basis of Studies of Variable Stars (Gostechizdat, Moscow)
- Kurth, R. 1949a, *Über Sternsysteme zeitlich oder räumlich veränderlicher Dichte*, ZAp, 26, 100
- Kurth, R. 1949b, *Zur Dynamik instationärer Sternsysteme*, ZAp, 26, 168
- Kurth, R. 1950, *Massenabschätzung der kugelförmigen Stern- und Nebelhaufen auf dynamischer Grundlage*, ZAp, 28, 1
- Kurth, R. 1951, *Die Entwicklung der Kugelsernhaufen*, ZAp, 29, 33
- Kurth, R. 1955, *General Theory of Spherical Self-Gravitating Star Systems in a Steady State*, Astronomische Nachrichten, 282, 97
- Kuzmin, G. G. 1952a, *On the Distribution of mass in the Galaxy.*, Publications of the Tartu Astronomical Observatory, 32, 211
- Kuzmin, G. G. 1952b, *Proper movements of the galactic-equatorial A and K stars of the perpendicularly galactic plane and dynamic density of the Galaxy.*, Publications of the Tartu Astronomical Observatory, 32, 5
- Kuzmin, G. G. 1953, *The third integral of motions of stars and the dynamics of the stationar Galaxy. I*, Tartu Astr. Obs. Publ., 32, 332

## Bibliography

- Kuzmin, G. G. 1954, *On the gravitational potential of the Galaxy and third integral of motion of stars*, Tartu Astr. Obs. Teated (Proc. Estonian Academy of Sciences, 2, 368, 1953), 3
- Kuzmin, G. G. 1955, *On the value of the dynamical parameter  $C$  and density of matter in the vicinity of the Sun.*, Publications of the Tartu Astronomical Observatory, 33, 3
- Kuzmin, G. G. 1956a, *Model of the stationary Galaxy allowing three-axial distribution of velocities*, AZh, 33, 27
- Kuzmin, G. G. 1956b, *Some Problems Concerning the Dynamics of the Galaxy*, Proceedings of the Estonian Academy of Sciences. Series of technical and physical sciences, 5, 91
- Kuzmin, G. G. 1957, *The effect of star encounters and the evolution of star clusters*, Publications of the Tartu Astrofizika Observatory, 33, 75
- Kuzmin, G. G. 1961, *On the Variation of the Dispersion of Stellar Velocities*, Publications of the Tartu Astrofizika Observatory, 33, 351
- Kuzmin, G. G. 1962a, Bull. Abastumani Astrophys. Obs., 89
- Kuzmin, G. G. 1963a, *Dynamics of Stellar Systems with Allownce for the Encounter Effect.*, Tartu Astronomical Observatory Teated, 1
- Kuzmin, G. G. 1963b, *On the Dynamics of the Non-Stationary Galaxy.*, Tartu Astronomical Observatory Teated, 19
- Kuzmin, G. G. 1965, *Hydrodynamics of Stellar Systems.*, Trudy Astrofizicheskogo Instituta Akad. Nauk Kaz. SSR, 5, 70
- Kuzmin, G. G. 1966, *The Integral Equation for the Mass Distribution and Some Models of the Galaxies*, Publications of the Tartu Astrophysical Observatory, 35, 285
- Kuzmin, G. G. & Veltmann, Ü. I. K. 1973, *Density projections and generalized isochronic models of spherical stellar systems.*, Publications of the Tartu Astrofizika Observatory, 40, 281
- Kuzmin, G. G., Veltmann, Ü. I. K., Vennik, Y. A., Tõeleid, O. A., & Tago, E. V. 1973, *On the brightness distribution in globular clusters and generalized isochronous models.*, in Dynamics of Galaxies and Star Clusters, 13
- Kuzmin, G. G. & Kutuzov, S. A. 1962b, Bull. Abastumani Astrophys. Obs., 82
- Kwee, K. K., Muller, C. A., & Westerhout, G. 1954, *The rotation of the inner parts of the Galactic System*, Bull. Astron. Inst. Netherlands, 12, 211
- Landau, L. D. 1937, *The Kinetic Equation in the Case of Coulomb Interactions.*, Zhurnal Exp. i Theor. Fiz., 7, 203
- Lichtenstein, L. 1933, Gleichgewichtsfiguren rotierender flüssigkeiten.
- Lindblad, B. 1927, Arkiv för Matem., Astronomi och Fysik, 20A, 1
- Lindblad, B. 1927, *The Small Oscillations of a rotating stellar system and the development of spiral arms*, Arkiv for Matematik, Astronomi och Fysik, 20A, A.10
- Lindblad, B. 1933, *Die Dynamik Der Milchstraße*, Handbuch der Astrophysik, 5, 1033

- Lindblad, B. 1933, *Die Milchstrase*, Handbuch der Astrophysik, 5, 1044
- Lindblad, B. 1936, *Contributions to the theory of stellar systems*, Stockholms Observatoriums Annaler, 12, 4
- Lindblad, B. 1938, Bergstrand Festschr., 15
- Lindblad, B. 1950, *On a theorem in the dynamics of stellar systems*, Stockholms Observatoriums Annaler, 0016, 1.1
- Lindblad, B. 1955, *Star-streaming and spiral structure*, Stockholms Observatoriums Annaler, 18, 6
- Lindblad, B. & Nahon, F. 1954, *On the theory of star-streaming*, Stockholms Observatoriums Annaler, 18, 2
- Lynden-Bell, D. 1962, *Stellar dynamics. Only isolating integrals should be used in Jeans theorem*, MNRAS, 124, 1
- Michie, R. W. 1961, *Structure and Evolution of Globular Clusters.*, ApJ, 133, 781
- Michie, R. W. 1963, *On the distribution of high energy stars in spherical stellar systems*, MNRAS, 125, 127
- Mineur, H. 1939, *Équilibre des nuages galactiques et des amas ouverts dans la Voie Lactée. Évolution des amas*, Annales d'Astrophysique, 2, 1
- Minin, I. N. 1952, LGU Uchenye Zapiski, Ser. Math. Sci., 25, 60
- Ogorodnikov, K. 1948, *Dynamics of rotating stellar systems*, Uspechi Astron. Nauk, 4, 3
- Ogorodnikov, K. F. 1957, *The Theorem of Poincaré about the upper limit of the angular velocity for stellar systems*, Akademiia Nauk SSSR Doklady, 116, 38
- Ogorodnikov, K. F. 1958, Dinamika zvezdnykh sistem.
- Oort, J. H. 1928, *Dynamics of the galactic system in the vicinity of the Sun*, Bull. Astron. Inst. Netherlands, 4, 269
- Oort, J. H. 1932, *The force exerted by the stellar system in the direction perpendicular to the galactic plane and some related problems*, Bull. Astron. Inst. Netherlands, 6, 249
- Oort, J. H. 1952, *Problems of Galactic Structure.*, ApJ, 116, 233
- Oort, J. H. & van Woerkom, A. J. J. 1941, *The attractive force of the galactic system as determined from the distribution of RR Lyrae variables (Errata: 11 270)*, Bull. Astron. Inst. Netherlands, 9, 185
- Öpik, E., Olmsted, M., Maulbetsch, G., & Barnes, L. 1933, *Apparent Distribution of Luminosities of Stars Brighter Than the Sixth Magnitude.*, Harvard College Observatory Circular, 381, 1
- Pahlen, E. 1937, Lehrbuch der Stellarstatistik, Kap. 14 "Dynamik des Sternsystem" (Leipzig)
- Pahlen, E. 1947, Einführung in die Dynamik von Sternsystemen (Basel)
- Pannekoek, A. 1929, *Researches on the structure of the universe. 2 The space distribution of stars of classes A, K and B, derived from the Draper catalogue.*, Publications of the Astronomical Institute of the University of Amsterdam, 2, 1
- Parenago, P. P. 1945, AZh, 22, 129

## Bibliography

- Parenago, P. P. 1946, *A Course of Stellar Astronomy* (in Russian), 2nd edn. (Gostechizdat, Moscow)
- Parenago, P. P. 1947, *On the motions globular clusters*, *AZh*, 24, 167
- Parenago, P. P. 1948a, *Structure of the Galaxy*, *Uspechi Astron. Nauk*, 4, 69
- Parenago, P. P. 1948b, *Motion of long-period cepheids and galaxy dynamics*, *Peremennye Zvezdy*, 6, 102
- Parenago, P. P. 1949, *Dvizheniia belykh karlikov i subkarlikov Issledovanie sobstvennykh dvizhenii belykh karlikov /*, *Soobshcheniya Gos. Astron. Inst.*, 30, 3
- Parenago, P. P. 1950a, *AZh*, 27, 329
- Parenago, P. P. 1950b, *AZh*, 27, 150
- Parenago, P. P. 1952, *On the gravitational potential of the Galaxy, Pt. 2*, *AZh*, 29, 245
- Parenago, P. P. 1954a, *A Course of Stellar Astronomy* (in Russian), 3rd edn. (Moscow)
- Parenago, P. P. 1954b, *Matter density in the vicinity of the Sun and dynamical determination of the mean absolute magnitudes of short-period cepheids*, *AZh*, 31, 425
- Pavlovskaya, Y. D. 1954, *Peremennye Zvezdy*, 9, 349
- Perek, L. 1948, *Contr. Astron. Inst. Masaryk Univ.*
- Perek, L. 1951, *Contr. Astron. Inst. Masaryk Univ.*
- Perek, L. 1954, *Contr. Astron. Inst. Masaryk Univ.*
- Pikelner, S. B. 1953, *Dokl. Acad. Nauk. USSR*, 88, 229
- Poincaré, H. 1892, *Les méthodes nouvelles de la mécanique céleste*
- Rootsmäe, T. 1961, *The problem of stellar evolution in connection with the regularities in their kinematics*, *Tartu Astr. Obs. Publ.*, 33, 322
- Safronov, V. S. 1952, *Matter density in the Galaxy in Solar neighbourhood*, *AZh*, 29, 198
- Schild, J. 1950, *The gravitational galactic force and the density of interstellar matter*, *AJ*, 55, 97
- Schürer, M. 1943, *Beitrag zur Dynamik der Sternsysteme*, *Astronomische Nachrichten*, 273, 230
- Seares, F. H., van Rhijn, P. J., Joyner, M. C., & Richmond, M. L. 1925, *Mean Distribution of Stars According to Apparent Magnitude and Galactic Latitude*, *ApJ*, 62, 320
- Shiveshwarkar, S. W. 1936, *Remarks on some theorems in the dynamics of a steady stellar system*, *MNRAS*, 96, 749
- Skabitski, I. N. 1950, *LGU Uchenye Zapiski, Ser. Math. Sci.*, 22, 12
- Smart, W. M. 1939, *Stellar Dynamics* (Cambridge)
- Spitzer, Lyman, J. 1940, *The stability of isolated clusters*, *MNRAS*, 100, 396
- Spitzer, Lyman, J. & Schwarzschild, M. 1951, *The Possible Influence of Interstellar Clouds on Stellar Velocities.*, *ApJ*, 114, 385

- Spitzer, Lyman, J. & Schwarzschild, M. 1953, *The Possible Influence of Interstellar Clouds on Stellar Velocities. II.*, ApJ, 118, 106
- Subbotin, M. F. 1948, *Celestial Mechanics* (in Russian) (Gostechizdat, Moscow)
- ten Bruggencate, P. 1942, *Sternhaufen*
- van Albada, G. B. 1952, *On a Generalization of the Integral of Angular Momentum and its Significance from stellar dynamics*, Contributions from the Bosscha Observatory, 1, 1
- van de Hulst, H. C. 1962, *The third integral of motion for low-velocity stars*, Bull. Astron. Inst. Netherlands, 16, 235
- van de Hulst, H. C., Muller, C. A., & Oort, J. H. 1954, Bull. Astron. Inst. Netherlands, 12, 117
- van Rhijn, P. J. 1925, *On the Frequency of the Absolute Magnitudes of the Stars*, Publications of the Kapteyn Astronomical Laboratory Groningen, 38, D1+
- van Wijk, U. 1949, *On the dynamics of galactic clusters*, Annales d'Astrophysique, 12, 81
- Vandervoort, P. O. 1967, *The Equilibrium of Rapidly Rotating Galaxies*, ApJ, 147, 91
- Veltmann, U.-I. 1964, *On the Phase Density of Generalized Schuster Models.*, Publications of the Tartu Astrophysical Observatory, 34, 101
- Veltmann, U.-I. 1965, *Generalized Schuster Models of Spherical Stellar Systems.*, Trudy Asprofiz. Inst. Kaz. SSR, 5, 57
- Veltmann, U.-I. 1966a, *Generalized Isochronic Models*, Publications of the Tartu Astrophysical Observatory, 35, 27
- Veltmann, U.-I. 1966b, *On the Phase Density of the Generalized Schuster Models III and IV*, Publications of the Tartu Astrophysical Observatory, 35, 344
- von Hoerner, S. 1957, *Internal structure of globular clusters*, ApJ, 125, 451
- Whittaker, E. T. 1904, *Analytical Dynamics* (Cambridge)
- Woolley, R. V. D. R. 1954a, *A study of the equilibrium of globular clusters*, MNRAS, 114, 191
- Woolley, R. V. D. R. 1954b, *Relaxation of stellar velocities*, MNRAS, 114, 514
- Woolley, R. V. D. R. 1956, *On the equilibrium of clusters. III, The Pleiades*, MNRAS, 116, 296
- Woolley, R. V. D. R. & Robertson, D. A. 1956, *Studies in the equilibrium of globular clusters (II)*, MNRAS, 116, 288
- Wyse, A. B. & Mayall, N. U. 1942, *Distribution of Mass in the Spiral Nebulae Messier 31 and Messier 33.*, ApJ, 95, 24
- Zhukowski, N. E. 1950, *Theoretical Mechanics* (in Russian) (Gostechizdat, Moscow)