

Multiloop flow equations for single-boson exchange fRG

Marcel Gievers^{1,2,*}, Elias Walter^{1,*}, Anxiang Ge^{1,*}, Jan von Delft¹, and Fabian B. Kugler³

¹ Arnold Sommerfeld Center for Theoretical Physics, Center for NanoScience, and Munich Center for Quantum Science and Technology, Ludwig-Maximilians-Universität München, 80333 Munich, Germany

² Max Planck Institute of Quantum Optics, Hans-Kopfermann-Straße 1, 85748 Garching, Germany

³ Department of Physics and Astronomy, Rutgers University, Piscataway, New Jersey 08854, USA

May 11, 2022

Abstract The recently introduced single-boson exchange (SBE) decomposition of the four-point vertex of interacting fermionic many-body systems is a conceptually and computationally appealing parametrization of the vertex. It relies on the notion of reducibility of vertex diagrams with respect to the bare interaction U , instead of a classification based on two-particle reducibility within the widely-used parquet decomposition. Here, we re-derive the SBE decomposition in a generalized framework (suitable for extensions to, e.g., inhomogeneous systems or real-frequency treatments) following from the parquet equations. We then derive multiloop functional renormalization group (mfRG) flow equations for the ingredients of this SBE decomposition, both in the parquet approximation, where the fully two-particle irreducible vertex is treated as an input, and in the more restrictive SBE approximation, where this role is taken by the fully U -irreducible vertex. Moreover, we give mfRG flow equations for the popular parametrization of the vertex in terms of asymptotic classes of the two-particle reducible vertices. Since the parquet and SBE decompositions are closely related, their mfRG flow equations are very similar in structure.

1 Introduction

The understanding of strongly correlated many-body systems like the two-dimensional Hubbard model remains an important challenge of contemporary condensed-matter physics [1]. For this, it is desirable to gain profound understanding of two-body interactions which are described by the full four-point vertex Γ .

A powerful technique for calculating the four-point vertex Γ is the functional renormalization group (fRG) [2, 3]. There, a scale parameter Λ is introduced into the bare Green's function $G_0 \rightarrow G_0^\Lambda$ in such a way that for an initial value $\Lambda \rightarrow \Lambda_i$ the theory (specifically, the calculation of the self-energy Σ^Λ and the four-point vertex Γ^Λ) becomes solvable, and after successively integrating out higher-energy modes $\Lambda \rightarrow \Lambda_f$, the fully renormalized objects Σ and Γ are obtained.

Traditionally, fRG is formulated as an infinite hierarchy of exact flow equations for n -point vertex functions. However, since already the six-point vertex is numerically intractable, truncations are needed. A frequently-used strategy employs a one-loop (1ℓ) truncation of the exact hierarchy of flow equations by completely neglecting six-point and higher vertices. This can be justified, e.g., from a perturbative [2] or leading-log [4] perspective. Another truncation scheme is given by the multiloop fRG approach, mfRG, which includes all contributions of the

six-point vertex to the flow of the four-point vertex and self-energy that can be computed with numerical costs proportional to the 1ℓ flow [5–7]. In doing so, it sums up all parquet diagrams, formally reconstructing the parquet approximation (PA) [8, 9] if loop convergence is achieved. Converged multiloop results thus inherit all the properties of the PA. These include self-consistency at the one- and two-particle level (in that the PA is a solution of the self-consistent parquet equations [9]); the validity of one-particle conservation laws (but not of two-particle ones); and the independence of the final results on the choice of regulator (since the parquet equations and PA do not involve specifying any regulator). The mfRG approach was recently applied to the Hubbard model [10, 11], Heisenberg models [12, 13], and the Anderson impurity model [14].

A full treatment of the frequency and momentum dependence of the four-point vertex generally requires tremendous numerical resources. Hence, it is important to parametrize these dependencies in an efficient way, to reduce computational effort without losing information on important physical properties. One such scheme expresses the vertex as a sum of diagrammatic classes distinguished by their asymptotic frequency behavior [15, 16]: Asymptotic classes which remain nonzero when one or two frequency arguments are sent to infinity do not depend on these arguments, while the class depending on all three frequency arguments decays in each direction.

A related strategy is to express parts of the vertex through fermion bilinears that interact via exchange

*These authors contributed equally to this work.

bosons [17, 18]. Partial bosonization schemes, which approximate the vertex through one [19–21] or several boson-exchange channels [22–24], have been employed within the dual boson formalism, used in diagrammatic extensions of dynamical mean field theory (DMFT) aiming to include nonlocal correlations.

A decomposition of the full vertex into single-boson exchange (SBE) parts, involving functions of at most two frequencies, and residual parts depending on three frequencies was developed in Refs. [25–30]. The guiding principle of the SBE decomposition is reducibility in the bare interaction U [25]. This criterion distinguishes SBE contributions, that are U -reducible, from multi-boson exchange and other contributions, that are not. The SBE *approximation* retains only the U -reducible part while neglecting all U -irreducible terms [26]. The SBE terms are expressible through bosonic fluctuations and their (Yukawa) couplings to fermions—the Hedin vertices—and thus have a transparent physical interpretation. Numerically, two- and three-point objects can be computed and stored more easily than a genuine four-point vertex.

Studies of the two-dimensional Hubbard model have shown that the SBE decomposition is a promising technique for computing the frequency and momentum dependences of the vertex [28–30]. In a 1ℓ fRG calculation, it was found that some of its essential features are already captured by its U -reducible parts, which are much easier to compute numerically than the U -irreducible ones [31]. Reference [31] also obtained results at strong interaction using DMF²RG, a method that makes use of a DMFT vertex as the starting point for the fRG flow [32–34]. Here, a very interesting aspect of the SBE decomposition is that the SBE approximation (neglecting U -irreducible contributions) remains a meaningful approximation also in the strong-coupling regime [35], which is not the case for a similar approximation scheme based on the parametrization through asymptotic classes while using functions of at most two frequency arguments.

Given these encouraging developments, it is of interest to have a strategy for computing the ingredients of the SBE approach—the bosonic propagators, the Hedin vertices, and the remaining U -irreducible terms—not only in 1ℓ fRG [31] but also in mfRG. In this paper, we therefore derive multiloop flow equations for the SBE ingredients. To this end, we start from the parquet equations to derive a general form of the SBE decomposition where the structure of non-frequency arguments is not specified. We then derive multiloop flow equations for the SBE ingredients, and finally illustrate the relation of these objects to the parametrization of the vertex in terms of two-particle reducible asymptotic classes [16, 31]. The numerical implementation of the resulting SBE multiloop flow equations goes beyond the scope of this purely analytical paper and is left for the future.

The paper is organized as follows: In Sec. 2, we recapitulate the parquet equations, the corresponding mfRG flow equations, and the frequency parametrization of the four-point vertex adapted to each two-particle channel. In Sec. 3, we deduce the SBE decomposition from the parquet

equations and derive multiloop flow equations for the SBE ingredients in two different ways. We also discuss the SBE approximation and its associated mfRG flow. In Sec. 4, we recall the definition of the asymptotic vertex classes and derive multiloop equations for these. We outline the relation between SBE ingredients and asymptotic classes and their respective mfRG equations. We conclude with a short outlook in Sec. 5. Appendices A and B illustrate the SBE ingredients and asymptotic vertex classes diagrammatically, while App. C describes the relation between our generalized notation of the SBE decomposition to that of the original papers. Finally, Apps. D and E give details on different definitions of correlators and susceptibilities and show their close relation to the SBE ingredients.

2 Recap of parquet and mfRG equations

The parquet equations and the associated multiloop fRG equations form the basis for the main outcomes of this paper. For ease of reference and use in future sections, we recapitulate the notational conventions and compactly summarize the main ingredients and results of the mfRG approach [5–7]. To make the presentation self-contained, we also recall from the literature the motivation for some of the definitions and conventions presented below.

2.1 Parquet equations

The action of a typical fermionic model reads

$$S = -\bar{c}_{1'}[G_0^{-1}]_{1'1}c_1 - \frac{1}{4}U_{1'2'|12}\bar{c}_{1'}\bar{c}_{2'}c_2c_1, \quad (1)$$

with the bare propagator G_0 . The Grassmann fields c_i are labeled by a composite index i describing frequency and other quantum numbers, such as position or momentum, spin, etc. Throughout this paper, repeated i -indices are understood to be integrated over or summed over. Furthermore, U is the crossing symmetric bare interaction vertex, $U_{1'2'|12} = -U_{2'1'|12}$ (called Γ_0 in Refs. [6, 7]). We assume it to be energy-conserving without further frequency dependence, as in any action derived directly from a time-independent Hamiltonian. Our expression for the action (1) and later definitions of correlation functions are given in the Matsubara formalism [36] and for fermionic fields. However, our analysis can easily be transcribed to the Keldysh formalism [37], and/or to bosonic fields, by suitably adapting the content of the index i on c_i and adjusting some prefactors. Such changes do not modify the structure of the vertex decomposition and flow equations that are the focus of this paper.

The time-ordered one- and two-particle correlators, $G_{1|1'} = -\langle c_1\bar{c}_{1'} \rangle$ and $G_{12|1'2'}^{(4)} = \langle c_1c_2\bar{c}_{2'}\bar{c}_{1'} \rangle$, can be expressed in standard fashion [3] through the self-energy and the four-point vertex,

$$\Sigma_{1'|1} = \begin{array}{c} 1' \\ \circlearrowleft \\ \Sigma \\ \circlearrowright \\ 1 \end{array}, \quad \Gamma_{1'2'|12} = \begin{array}{c} 2 \\ \swarrow \quad \searrow \\ \Gamma \\ \nwarrow \quad \nearrow \\ 1' \quad 1 \end{array}. \quad (2)$$

These contain all one-particle irreducible one- and two-particle vertex diagrams, respectively. Hence, these are (amputated connected) diagrams that cannot be split into two pieces by cutting a single bare propagator line.

The one-particle self-energy is related to the two-particle vertex via the Schwinger–Dyson equation (SDE) [9]. We do not discuss this equation much further because its treatment is similar for both vertex decompositions discussed below. On the two-particle level, the starting point of parquet approaches [9] is the parquet decomposition,

$$\Gamma = R + \gamma_a + \gamma_p + \gamma_t. \quad (3)$$

It states that the set of all vertex diagrams can be divided into four disjoint classes: the diagrams in γ_r , $r = a, p, t$, are two-particle reducible in channel r , i.e., they can be split into two parts by cutting two antiparallel (a), parallel (p), or transverse antiparallel (t) propagator lines, respectively. The diagrams in R do not fall apart by cutting two propagator lines and are thus fully two-particle irreducible. This classification is exact and unambiguous [16, 38]. In the literature, the diagrammatic channels are also known as crossed particle-hole ($\overline{\text{ph}} \leftrightarrow a$), particle-particle ($\text{pp} \leftrightarrow p$), and particle-hole ($\text{ph} \leftrightarrow t$) channel.

Since the four classes in the parquet decomposition are disjoint, one can decompose Γ w.r.t. its two-particle reducibility in one of the channels r , $\Gamma = I_r + \gamma_r$. Here, I_r comprises the sum of all diagrams irreducible in channel r and fulfills $I_r = R + \gamma_{\bar{r}}$ with $\gamma_{\bar{r}} = \sum_{r' \neq r} \gamma_{r'}$. The Bethe–Salpeter equations (BSEs) relate the reducible diagrams to the irreducible ones and can be summarized by

$$\gamma_r = I_r \circ \Pi_r \circ \Gamma = \Gamma \circ \Pi_r \circ I_r. \quad (4)$$

The Π_r bubble, defined as

$$\Pi_{a;34|3'4'} = G_{3|3'} G_{4|4'}, \quad (5a)$$

$$\Pi_{p;34|3'4'} = \frac{1}{2} G_{3|3'} G_{4|4'}, \quad (5b)$$

$$\Pi_{t;43|3'4'} = -G_{3|3'} G_{4|4'}, \quad (5c)$$

represents the corresponding propagator pair in channel r , see Fig. 1. (Note that $\Pi_{a;34|3'4'} = -\Pi_{t;43|3'4'}$ is consistent with crossing symmetry.) The connector symbol \circ denotes summation over internal frequencies and quantum numbers (5, 6 in Eq. (6) below) and its definition depends on the channel $r \in \{a, p, t\}$: When connecting Π_r (or other four-leg objects labeled by r) to some vertex, it gives

$$a: [A \circ B]_{12|34} = A_{16|54} B_{52|36}, \quad (6a)$$

$$p: [A \circ B]_{12|34} = A_{12|56} B_{56|34}, \quad (6b)$$

$$t: [A \circ B]_{12|34} = A_{62|54} B_{15|36}. \quad (6c)$$

By combining $\Gamma = I_r + \gamma_r$ with the BSEs (4), one can eliminate γ_r to get the “extended BSEs” [7] needed later:

$$\mathbb{1}_r + \Pi_r \circ \Gamma = (\mathbb{1}_r - \Pi_r \circ I_r)^{-1}, \quad (7a)$$

$$\mathbb{1}_r + \Gamma \circ \Pi_r = (\mathbb{1}_r - I_r \circ \Pi_r)^{-1}. \quad (7b)$$

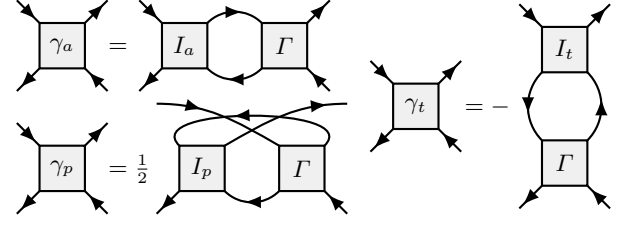


Figure 1. Bethe–Salpeter equations in the antiparallel (a), parallel (p) and transverse (t) channels.

Here, the channel-specific unit vertices $\mathbb{1}_r$, defined by the requirement $\Gamma = \mathbb{1}_r \circ \Gamma = \Gamma \circ \mathbb{1}_r$, are given by

$$\mathbb{1}_{a;12|34} = \delta_{13} \delta_{24}, \quad (8a)$$

$$\mathbb{1}_{p;12|34} = \frac{1}{2} (\delta_{13} \delta_{24} - \delta_{14} \delta_{23}), \quad (8b)$$

$$\mathbb{1}_{t;12|34} = \delta_{14} \delta_{23}. \quad (8c)$$

(For the p channel, the internal sum in $\mathbb{1}_p \circ \Gamma = \Gamma \circ \mathbb{1}_p$ runs over both outgoing (or ingoing) legs of Γ . Therefore, the crossing symmetry of the vertex, i.e., $\Gamma_{12|34} = -\Gamma_{21|34} = -\Gamma_{12|43}$, is transferred to $\mathbb{1}_p$, resulting in an expression more involved than for the other two channels.)

The combination of the Dyson equation $G = G_0(1 + \Sigma G)$, the SDE, the parquet decomposition (3), the three BSEs (4), and the definitions $I_r = \Gamma - \gamma_r$ constitutes the self-consistent *parquet equations*. The only truly independent object is the fully irreducible vertex R . If R is specified, everything else can be computed self-consistently via the parquet equations. However, R is the most complicated object: its diagrams contain several nested integrals/sums over internal arguments, whereas the integrals in reducible diagrams partially factorize. A common simplification, the *parquet approximation* (PA), replaces R by U , closing the set of parquet equations.

2.2 Parquet mfRG

The conventional mfRG flow equations can be derived from the parquet equations by introducing a regulator Λ into the bare propagator G_0 , thus making all objects in the parquet equations Λ -dependent [7]. The fully irreducible vertex R is treated as an input and is thus assumed to be Λ -independent, $R^\Lambda \approx R$. For instance, this assumption arises both in the PA where $R \approx U$ or in the dynamical vertex approximation D Γ A [39, 40] where $R \approx R^{\text{DMFT}}$ is taken from DMFT—here, we will not distinguish these cases explicitly. Taking the derivative of the SDE and the BSEs w.r.t. Λ then yields flow equations for Σ and Γ . Within the context of this paper, we will call this mfRG approach *parquet mfRG*, in order to distinguish it from an *SBE mfRG* approach to be discussed in Sec. 3.2.

When computing $\dot{\gamma}_r = \partial_\Lambda \gamma_r$ via the BSEs, one obtains terms including $\dot{I}_r = \sum_{r' \neq r} \dot{\gamma}_{r'}$. Thus, one has to iteratively insert the flow equation for γ_r into the equations of the other channels $r' \neq r$, yielding an infinite set of

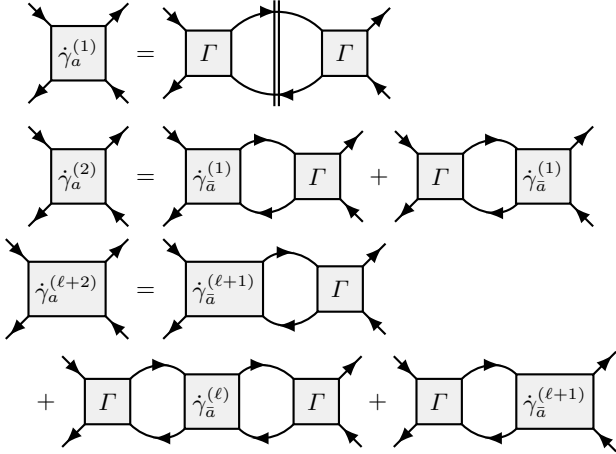


Figure 2. Diagrammatic depiction of the mfRG flow equations (10) in the a channel. The double-dashed bubble \ddot{I}_a represents a sum of two terms, $G\dot{G} + \dot{G}G$, where double-dashed propagators \dot{G} are fully differentiated ones (cf. Eq. (11)).

contributions of increasing loop order:

$$\dot{\Gamma} = \dot{\gamma}_a + \dot{\gamma}_p + \dot{\gamma}_t, \quad \dot{\gamma}_r = \sum_{\ell=1}^{\infty} \dot{\gamma}_r^{(\ell)}. \quad (9)$$

The individual ℓ -loop contributions read [5, 7]

$$\dot{\gamma}_r^{(1)} = \Gamma \circ \ddot{I}_r \circ \Gamma, \quad (10a)$$

$$\dot{\gamma}_r^{(2)} = \dot{\gamma}_r^{(1)} \circ \Pi_r \circ \Gamma + \Gamma \circ \Pi_r \circ \dot{\gamma}_r^{(1)} \quad (10b)$$

$$\begin{aligned} \dot{\gamma}_r^{(\ell+2)} &= \dot{\gamma}_r^{(\ell+1)} \circ \Pi_r \circ \Gamma + \Gamma \circ \Pi_r \circ \dot{\gamma}_r^{(\ell)} \circ \Pi_r \circ \Gamma \\ &+ \Gamma \circ \Pi_r \circ \dot{\gamma}_r^{(\ell+1)}. \end{aligned} \quad (10c)$$

where $\dot{\gamma}_r^{(\ell)} = \sum_{r' \neq r} \dot{\gamma}_{r'}^{(\ell)}$ and Eq. (10c) applies for $\ell+2 \geq 3$. In general, all terms at loop order ℓ contain $\ell-1$ factors of Π and one \ddot{I} (i.e., ℓ loops, one of which is differentiated), connecting ℓ renormalized vertices Γ . We have $\ddot{I}_r \sim G\dot{G} + \dot{G}G$, where

$$\dot{G} = S + G\dot{\Sigma}G, \quad (11)$$

with the single-scale propagator $S = \dot{G}|_{\Sigma=\text{const}}$. Figure 2 illustrates Eqs. (10) diagrammatically in the a channel.

The flow equation for the self-energy, derived in Ref. [7] by requiring Σ to satisfy the SDE throughout the flow, reads

$$\dot{\Sigma} = - \left[\text{Diagram 1} + \text{Diagram 2} + \text{Diagram 3} \right]. \quad (12)$$

It has Γ and $\dot{\gamma}_{\bar{i},C} = \sum_{\ell} \Gamma \circ \Pi_r \circ \dot{\gamma}_{\bar{i}}^{(\ell)} \circ \Pi_r \circ \Gamma$ as input and holds irrespective of the choice of vertex parametrization. For this reason, we do not discuss the self-energy flow further in this paper, but it should of course be implemented for numerical work.

The 1ℓ contribution (10a) of the vertex flow, with the fully-differentiated \dot{G} replaced by the single-scale propagator S in \ddot{I}_r is equivalent to the usual 1ℓ flow equation. Using \dot{G} instead of S , as done in Eq. (10a), corresponds to the so-called Katanin substitution [41]: it contains the feedback of the differentiated self-energy into the vertex flow and already goes beyond the standard 1ℓ approximation. By adding higher-loop contributions until convergence is reached, one effectively solves the self-consistent parquet equations through an fRG flow. On the one hand, this ensures two-particle self-consistency and related properties mentioned in the introduction. On the other hand, it also provides a way of reaching a solution of the parquet equations by integrating differential equations. This may be numerically favorable compared to an iteration of the self-consistent equations. Particularly, when computing diagrammatic extensions of DMFT via DMF²RG, one then needs only the *full* DMFT vertex as an input, and not the r -(ir)reducible ones entering the parquet equations. This is helpful in the Matsubara formalism, where the r -(ir)reducible vertices sometimes exhibit divergences [42–46], and even more so when aiming for real-frequency approaches [47, 48].

2.3 Frequency parametrization

The four-point vertex Γ is a highly complicated object and must be parametrized efficiently. In this section, we summarize the frequency parametrization of the vertex adapted to the three diagrammatic channels. This parametrization is the building block for the SBE decomposition discussed in Sec. 3.

Focusing on the frequency dependence, we switch from the compact notation $\Gamma_{1'2'|12}$ to the more elaborate $\Gamma_{1'2'|12}(\nu'_1\nu'_2|\nu_1\nu_2)$, with frequency arguments written in brackets, and the subscripts now referring to non-frequency quantum numbers (position or momentum, spin, etc.). As mentioned earlier, we assume the bare vertex U to have the form

$$U_{1'2'|12}(\nu'_1\nu'_2|\nu_1\nu_2) = \delta_{\nu'_1+\nu'_2, \nu_1+\nu_2} U_{1'2'|12}, \quad (13)$$

with $U_{1'2'|12}$ independent of frequency. If U is momentum-conserving without further momentum dependence, our treatment of frequency sums below may be extended to include momentum sums. To keep the discussion general, we refrain from elaborating this in detail. Note that, e.g., in the repulsive Hubbard model, our sign convention in Eq. (1) is such that $U^{\sigma\bar{\sigma}|\sigma\bar{\sigma}} = -U^{\bar{\sigma}\sigma|\bar{\sigma}\sigma} < 0$ (where, as usual, $\sigma \in \{\uparrow, \downarrow\}$, $\uparrow = \downarrow$, $\bar{\downarrow} = \uparrow$).

Due to frequency conservation, one-particle correlators depend on only one frequency,

$$G_{1'1}(\nu'_1, \nu_1) = \delta_{\nu'_1, \nu_1} G_{1'1}(\nu_1). \quad (14)$$

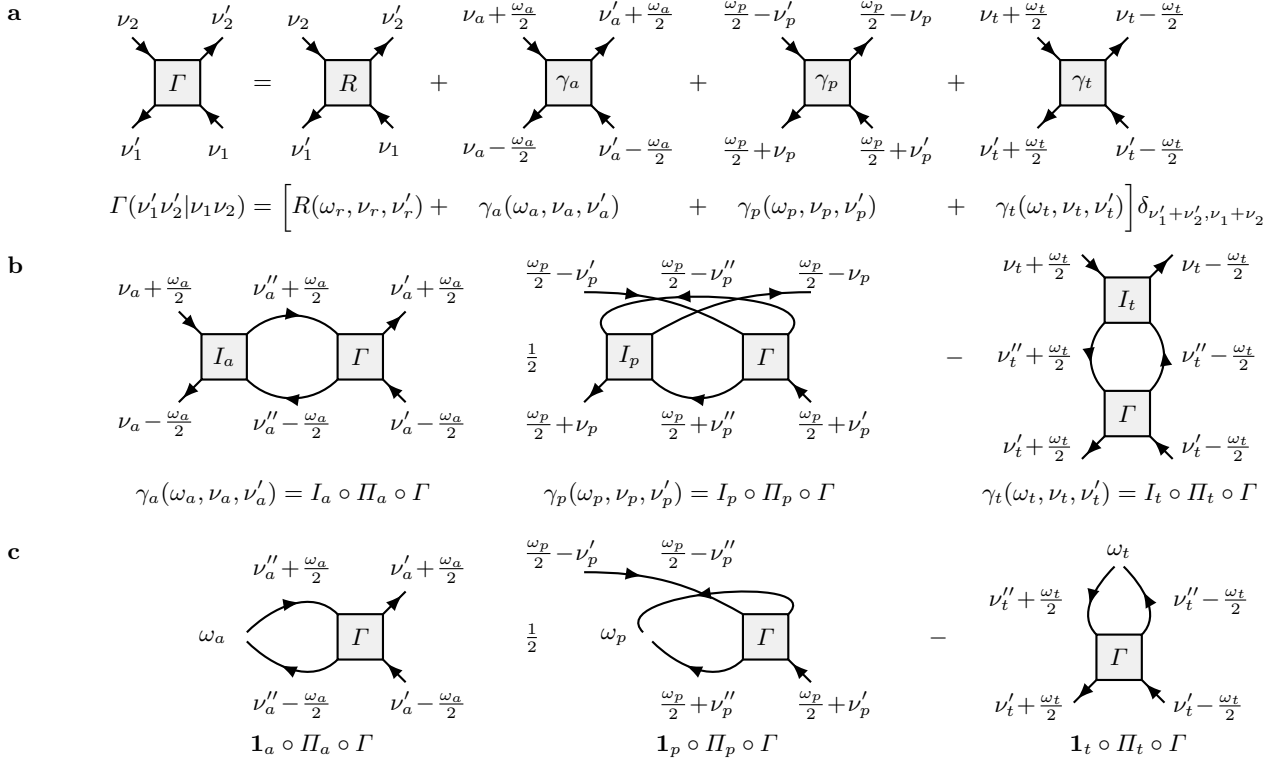


Figure 3. Definition of the three channel-specific frequency parametrizations of the four-point vertex. **a** The vertex is nonzero only if the four fermionic frequencies satisfy $\nu'_1 + \nu'_2 = \nu_1 + \nu_2$. In that case, they can be expressed in three different ways through one bosonic transfer frequency, ω_r , and two fermionic frequencies, ν_r, ν'_r . Of course, each term can also be expressed through the frequencies $(\omega_r, \nu_r, \nu'_r)$ of any of the three channels, as indicated here for R . **b** The choice of frequency arguments in each channel $\gamma_a, \gamma_p,$ and γ_t is motivated by the structure of their BSEs (4). **c** Diagrammatic depiction of $\mathbf{1}_r \circ \Pi_r \circ \Gamma = \sum_{\nu'_r} \Pi_r \bullet \Gamma$ (Eqs. (22), third line), a four-leg object obtained by inserting $\mathbf{1}_r$ between U and Π_r (Eq. (21c)). The multiplication of $\mathbf{1}_r \circ$ onto $\Pi_r \circ \Gamma$ carries two instructions: draw Π_r such that the endpoints of the lines connected to $\mathbf{1}_r$ lie close together (awaiting being connected to U), and perform the sum over the fermionic frequency ν'_r of Π_r .

Likewise, three frequencies are sufficient to parametrize the vertex. For each channel γ_r , we express the four fermionic frequencies $\nu'_1, \nu'_2, \nu_1, \nu_2$ at the vertex legs through a choice of three frequencies, a bosonic transfer frequency, ω_r , and two fermionic frequencies, ν_r and ν'_r . These are chosen differently for each channel (see Fig. 3a) and reflect its asymptotic behavior [16] as discussed in Sec. 4.1. We have

$$\gamma_{r;1'2'|12}(\nu'_1\nu'_2|\nu_1\nu_2) = \delta_{\nu'_1+\nu'_2, \nu_1+\nu_2} \gamma_{r;1'2'|12}(\omega_r, \nu_r, \nu'_r), \quad (15)$$

with ω_r, ν_r, ν'_r related to ν'_1, ν_1, ν_2 through

$$\begin{aligned} \nu'_1 &= \nu_a - \frac{\omega_a}{2} = \nu_p + \frac{\omega_p}{2} = \nu'_t + \frac{\omega_t}{2}, \\ \nu_1 &= \nu'_a - \frac{\omega_a}{2} = \nu'_p + \frac{\omega_p}{2} = \nu'_t - \frac{\omega_t}{2}, \\ \nu_2 &= \nu_a + \frac{\omega_a}{2} = -\nu'_p + \frac{\omega_p}{2} = \nu_t + \frac{\omega_t}{2}. \end{aligned} \quad (16)$$

This parametrization symmetrically assigns $\pm \frac{\omega_r}{2}$ shifts to all external legs. (In the Matsubara formalism, the bosonic Matsubara frequency closest to $\pm \frac{\omega_r}{2}$ is chosen for the shift.) With these shifts, crossing symmetries ensure that prominent vertex peaks are centered around $\omega_r = 0$, which is convenient for numerical work. However, other conventions are of course possible, too.

Though the frequencies ω_r, ν_r, ν'_r are tailored to a specific channel γ_r , one may also use them to define the r parametrization of the full vertex, writing

$$\Gamma_{1'2'|12}(\nu'_1\nu'_2|\nu_1\nu_2) = \delta_{\nu'_1+\nu'_2, \nu_1+\nu_2} \Gamma_{1'2'|12}(\omega_r, \nu_r, \nu'_r). \quad (17)$$

Likewise, $R, \gamma_a, \gamma_p, \gamma_t$ can each be expressed as a δ symbol times a function of any of the variable sets $(\omega_r, \nu_r, \nu'_r)$. The r parametrization of $\Gamma \circ \Pi_r$ or $\Pi_r \circ \Gamma$ is obtained by inserting Eqs. (14) and (17) into Eq. (6). The summations \sum_{ν_5, ν_6} over internal frequencies can be collapsed using frequency-conserving δ symbols, leading to

$$[\Gamma \circ \Pi_r](\omega_r, \nu_r, \nu'_r) = \Gamma(\omega_r, \nu_r, \nu'_r) \bullet \Pi(\omega_r, \nu'_r), \quad (18a)$$

$$[\Pi_r \circ \Gamma](\omega_r, \nu'_r, \nu'_r) = \Pi(\omega_r, \nu'_r) \bullet \Gamma(\omega_r, \nu'_r, \nu'_r), \quad (18b)$$

where the bubble factors $\Pi_r(\omega_r, \nu'_r)$ are given by

$$\Pi_{a;34|3'4'}(\omega_a, \nu'_a) = G_{3|3'}(\nu''_a - \frac{\omega_a}{2}) G_{4|4'}(\nu''_a + \frac{\omega_a}{2}), \quad (19a)$$

$$\Pi_{p;34|3'4'}(\omega_p, \nu'_p) = \frac{1}{2} G_{3|3'}(\frac{\omega_p}{2} + \nu''_p) G_{4|4'}(\frac{\omega_p}{2} - \nu''_p), \quad (19b)$$

$$\Pi_{t;43|3'4'}(\omega_t, \nu'_t) = -G_{3|3'}(\nu''_t - \frac{\omega_t}{2}) G_{4|4'}(\nu''_t + \frac{\omega_t}{2}). \quad (19c)$$

In Eqs. (18), the connector \bullet by definition denotes an internal summation analogous to \circ , except that only non-frequency quantum numbers (position, spin, etc.) are

summed over. Correspondingly, the bubble $\tilde{\Gamma} \circ \Pi_r \circ \Gamma$, involving two \circ connectors, has the r parametrization

$$\begin{aligned} & [\tilde{\Gamma} \circ \Pi_r \circ \Gamma](\omega_r, \nu_r, \nu'_r) \\ &= \sum_{\nu''_r} \tilde{\Gamma}(\omega_r, \nu_r, \nu''_r) \bullet \Pi_r(\omega_r, \nu''_r) \bullet \Gamma(\omega_r, \nu''_r, \nu'_r), \end{aligned} \quad (20)$$

see Fig. 3b. Here, one frequency sum survives, running over the fermionic frequency ν''_r associated with Π_r .

For future reference, we define unit vertices for non-frequency quantum numbers, $\mathbf{1}_r$, by $\Gamma = \mathbf{1}_r \bullet \Gamma = \Gamma \bullet \mathbf{1}_r$. (For a bare vertex with momentum conservation and no further momentum dependence, one could include a momentum sum, $\sum_{k''_r}$, in Eq. (20) and exclude momentum indices from the \bullet summation and $\mathbf{1}_r$.) The distinction between \circ , $\mathbb{1}$ and \bullet , $\mathbf{1}$, indicating if connectors and unit vertices include summations and δ symbols for frequency variables or not, will be needed for the SBE decomposition of Sec. 3. There, we will encounter bubbles involving one or two bare vertices, $U \circ \Pi_r \circ U$, $\tilde{\Gamma} \circ \Pi_r \circ U$, or $U \circ \Pi_r \circ \Gamma$. Expressing these in the form (20), the bare vertex U , since it is frequency independent, can be pulled out of the sum over ν''_r . To make this explicit, we insert unit operators $\mathbf{1}_r$ next to U :

$$U \circ \Pi_r \circ U = U \bullet \mathbf{1}_r \circ \Pi_r \circ \mathbf{1}_r \bullet U, \quad (21a)$$

$$\tilde{\Gamma} \circ \Pi_r \circ U = \tilde{\Gamma} \circ \Pi_r \circ \mathbf{1}_r \bullet U, \quad (21b)$$

$$U \circ \Pi_r \circ \Gamma = U \bullet \mathbf{1}_r \circ \Pi_r \circ \Gamma. \quad (21c)$$

We suppressed frequency arguments for brevity, it being understood that equations linking Π_r and $\mathbf{1}_r$ use the r parametrization. Making the frequency sum involved in $\circ \Pi_r \circ$ explicit, we obtain four-leg objects,

$$\begin{aligned} & [\mathbf{1}_r \circ \Pi_r \circ \mathbf{1}_r](\omega_r) = \sum_{\nu''_r} \Pi_r(\omega_r, \nu''_r), \\ & [\tilde{\Gamma} \circ \Pi_r \circ \mathbf{1}_r](\omega_r, \nu_r) = \sum_{\nu''_r} \tilde{\Gamma}(\omega_r, \nu_r, \nu''_r) \bullet \Pi_r(\omega_r, \nu''_r), \\ & [\mathbf{1}_r \circ \Pi_r \circ \Gamma](\omega_r, \nu'_r) = \sum_{\nu''_r} \Pi_r(\omega_r, \nu''_r) \bullet \Gamma(\omega_r, \nu''_r, \nu'_r), \end{aligned} \quad (22)$$

that depend on only one or two frequency arguments (cf. Fig. 3c) and are thus numerically cheaper than Γ . Note that, in general, $\mathbf{1}_r$ is not the unit operator w.r.t. the \circ connector, i.e., $\mathbf{1}_r \circ \Gamma \neq \Gamma \neq \Gamma \circ \mathbf{1}_r$, since \circ involves a frequency summation which does not affect $\mathbf{1}_r$.

3 SBE decomposition

We now turn to the SBE decomposition. It also yields an exact, unambiguous classification of vertex diagrams, now according to their U -reducibility in each channel. This notion of reducibility, introduced in Ref. [26], is very analogous to Π -reducibility, i.e., two-particle reducibility. A diagram is called U -reducible if it can be split into two

parts by splitting apart a bare vertex U (in ways specified below) in either of the three channels. Otherwise, it is fully U -irreducible.

The SBE decomposition was originally formulated in terms of physical (charge, spin, and singlet pairing) channels which involve linear combinations of spin components. For our purposes, it is more convenient not to use such linear combinations (the relation between both formulations is given in App. C). Moreover, the original SBE papers considered models with translational invariance, with vertices labeled by three momentum variables. We here present a generalization of the SBE decomposition applicable to models without translational invariance, requiring four position or momentum labels. Starting from the BSEs, we use arguments inspired by Ref. [26] to arrive at a set of self-consistent equations for SBE ingredients which will also enable us to derive multiloop flow equations directly within this framework. In terms of notation, we follow Ref. [26] for the objects ∇_r , w_r , λ_r , λ_r —with φ^{frr} there denoted $\varphi^{U\text{irr}}$ here—while we follow Ref. [30] for M_r and T_r (the latter instead of φ_r from Ref. [26]).

3.1 Derivation of SBE decomposition from BSEs

As mentioned earlier, a vertex diagram is called two-particle reducible in a specified channel $r \in \{a, p, t\}$, or Π - r -reducible for short, if it can be split into two parts by cutting the two lines of a Π_r bubble (to be called *linking bubble*); if such a split is not possible, the diagram is Π - r -irreducible. The two-particle reducible vertex γ_r is the sum of all Π - r -reducible diagrams. Following Ref. [26], we now introduce a further channel-specific classification criterion. A Π - r -reducible diagram is called U - r -reducible if a linking bubble Π_r has two of its legs attached to the same bare vertex in the combination $U \circ \Pi_r$ or $\Pi_r \circ U$. Then, that bare vertex U , too, constitutes a link that, when “cut out”, splits the diagram into two parts. (To visualize the meaning of “cutting out U ” diagrammatically, one may replace U by $\mathbf{1}_r \bullet U \bullet \mathbf{1}_r$ and then remove U . This results in two pairs of legs ending close together, ready to be connected through reinsertion of U , see Fig. 3c and Fig. 4.) The lowest-order U - r -reducible contribution to γ_r is $U \circ \Pi_r \circ U$. The lowest-order term of Γ , the bare vertex U (which is Π - r -irreducible), is viewed as U - r -reducible in all three channels, corresponding to the three possible ways of splitting its four legs into two pairs of two. All U - r -reducible diagrams describe “single-boson exchange” processes, in the sense that each link U connecting two otherwise separate parts of the diagram mediates a single bosonic transfer frequency, ω_r (as defined in Fig. 3), across that link, as will become explicit below.

All vertex diagrams that are not U - r -reducible are called U - r -irreducible. These comprise all multi-boson exchange (i.e., *not* single-boson exchange) diagrams from γ_r , and all Π - r -irreducible diagrams except the bare vertex (which is trivially U - r -reducible), i.e., all diagrams from $I_r - U = R - U + \sum_{r' \neq r} \gamma_{r'}$.

Next, we rewrite the parquet equations in terms of U - r -reducible and U - r -irreducible parts. We define ∇_r as

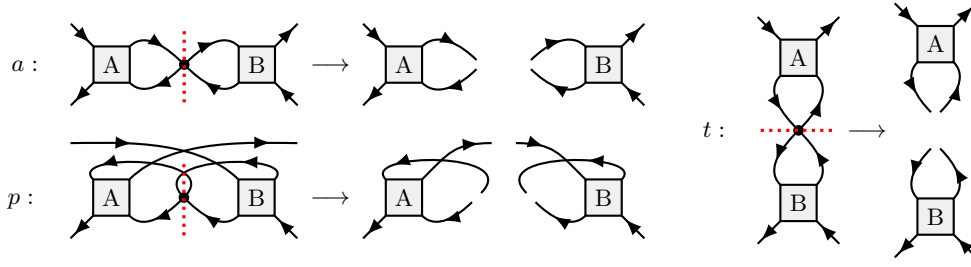


Figure 4. Illustration of U - r -reducibility, analogous to Fig. 4 of [26]. A and B can be any vertex diagram or simply 1_r .

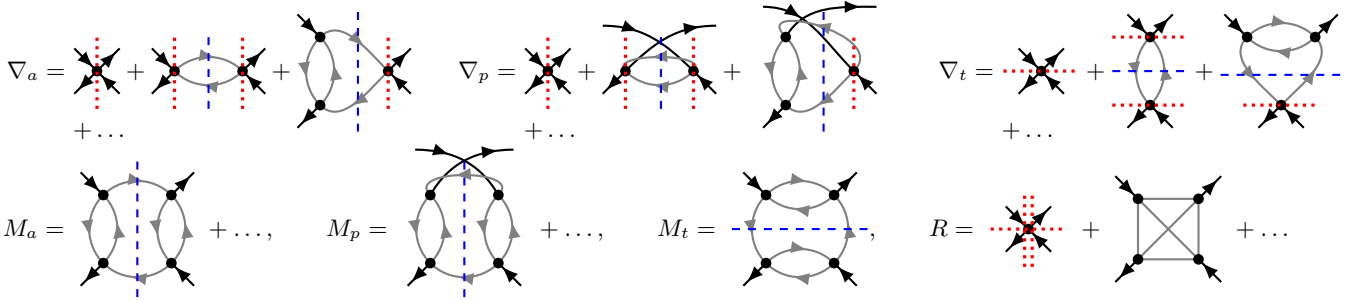


Figure 5. Low-order diagrams for ∇_r , M_r , and R , illustrating II - r -reducibility (blue dashed lines) and U - r -reducibility (red dotted lines; their meaning is made explicit in Fig. 4). ∇_r contains all U - r -reducible diagrams; except for the bare vertex, they all are II - r -reducible, too. M_a contains all diagrams that are II - a - but not U - a -reducible. All diagrams in R are neither II - r - nor U - r -reducible, except for the bare vertex, which is U - a -, U - p - and U - t -reducible (as indicated by three red dotted lines).

the sum of all U - r -reducible diagrams, including (importantly) the bare vertex U , and M_r as the sum of all diagrams that are II - r -reducible but U - r -irreducible, thus describing multi-boson exchange processes. Then, the II - r -reducible vertex γ_r , which does not include U , fulfills

$$\gamma_r = \nabla_r - U + M_r. \quad (23)$$

Inserting Eq. (23) for γ_r into the parquet decomposition (3) yields

$$\Gamma = \varphi^{U\text{irr}} + \sum_r \nabla_r - 2U, \quad (24a)$$

$$\varphi^{U\text{irr}} = R - U + \sum_r M_r, \quad (24b)$$

where $\varphi^{U\text{irr}}$ is the fully U -irreducible part of Γ . The U subtractions ensure that the bare vertex U , which is contained once in each ∇_r but not in $\varphi^{U\text{irr}}$, is not over-counted. Some low-order diagrams of ∇_r , M_r , and R are shown in Fig. 5.

Just as γ_r , its parts ∇_r and M_r satisfy Bethe-Salpeter-type equations, which we derive next. Inserting Eq. (23) into the full vertex $\Gamma = I_r + \gamma_r$, we split it into a U - r -reducible part, ∇_r , and a U - r -irreducible remainder, T_r :

$$\Gamma = \nabla_r + T_r, \quad (25a)$$

$$T_r = I_r - U + M_r. \quad (25b)$$

The relation between the different decompositions of the full vertex implied by Eqs. (23)–(25) is illustrated in Fig. 6. Inserting Eqs. (23) and (25a) into either of the two forms

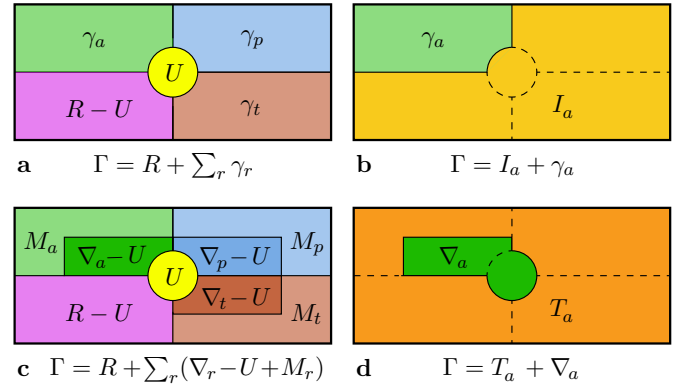


Figure 6. Venn diagrams illustrating various ways of splitting the full vertex into distinct contributions. Panel **a** depicts the parquet decomposition (3), **b** the II - a -reducible part γ_a and its complement I_a , **c** the SBE decomposition (24) (mimicking Fig. 6 of [26]), and **d** the U - a -reducible part ∇_a and its complement T_a . For $r = p, t$, the II - r - and U - r -reducible parts and their complements can be depicted analogously.

of the BSEs (4) for γ_r , we obtain

$$\begin{aligned} \nabla_r - U + M_r &= I_r \circ II_r \circ \nabla_r + I_r \circ II_r \circ T_r \\ &= \nabla_r \circ II_r \circ I_r + T_r \circ II_r \circ I_r. \end{aligned} \quad (26)$$

This single set of equations can be split into two separate ones, one for $\nabla_r - U$, the other for M_r , containing only U - r -reducible or only U - r -irreducible terms, respectively. The first terms on the right are clearly U - r -reducible, since

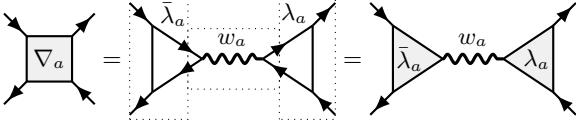


Figure 7. Diagrammatic depiction of Eq. (33) (exemplified for the a channel), expressing the U - r -reducible vertex $\nabla_r = \bar{\lambda}_r \bullet w_r \bullet \lambda_r$ through two Hedin vertices, $\bar{\lambda}_r$, λ_r , and a screened interaction, w_r . The dashed boxes emphasize that $\bar{\lambda}_r$, w_r , λ_r all have four fermionic legs; those of w_r and the outer legs of $\bar{\lambda}_r$ and λ_r are amputated. Still, w_r depends on just a single, bosonic frequency and can hence be interpreted as an effective bosonic interaction. Its four legs lie pairwise close together, since each pair stems from a bare vertex (see Eq. (43) and Fig. 3c). The two inward-facing legs of both $\bar{\lambda}_r$ and λ_r , connecting to w_r , are therefore also drawn close together, whereas the outward-facing legs are not. To depict this asymmetry in a compact manner, triangles are used on the right. For explicit index summations for all three channels, see Fig. 12 in App. A.

they contain ∇_r . For the second terms on the right, we write I_r as the sum of U and $I_r - U$, yielding U - r -reducible and U - r -irreducible contributions, respectively. We thus obtain two separate sets of equations,

$$\begin{aligned} \nabla_r - U &= I_r \circ \Pi_r \circ \nabla_r + U \circ \Pi_r \circ T_r \\ &= \nabla_r \circ \Pi_r \circ I_r + T_r \circ \Pi_r \circ U, \end{aligned} \quad (27)$$

$$\begin{aligned} M_r &= (I_r - U) \circ \Pi_r \circ T_r \\ &= T_r \circ \Pi_r \circ (I_r - U), \end{aligned} \quad (28)$$

the latter of which corresponds to Eq. (17) in Ref. [30]. In Eqs. (27), we now bring all ∇_r contributions to the left,

$$\begin{aligned} (\mathbb{1}_r - I_r \circ \Pi_r) \circ \nabla_r &= U \circ (\mathbb{1}_r + \Pi_r \circ T_r), \\ \nabla_r \circ (\mathbb{1}_r - \Pi_r \circ I_r) &= (\mathbb{1}_r + T_r \circ \Pi_r) \circ U, \end{aligned} \quad (29)$$

and solve for ∇_r by evoking the extended BSEs (7):

$$\begin{aligned} \nabla_r &= (\mathbb{1}_r + \Gamma \circ \Pi_r) \circ U \circ (\mathbb{1}_r + \Pi_r \circ T_r) \\ &= (\mathbb{1}_r + T_r \circ \Pi_r) \circ U \circ (\mathbb{1}_r + \Pi_r \circ \Gamma). \end{aligned} \quad (30)$$

This directly exhibits the U - r -reducibility of ∇_r .

We now adopt the r parametrization and note a key structural feature of Eq. (30) for ∇_r : it contains a central bare vertex U , connected via $\circ \Pi_r \circ$ to either Γ or T_r or both. We may thus pull the frequency-independent U out of the frequency summations, so that $\circ \Pi_r \circ$ leads to $\bullet \mathbb{1}_r \circ \Pi_r \circ$ or $\circ \Pi_r \circ \mathbb{1}_r \bullet$, where the multiplication with $\mathbb{1}_r$ includes a sum over an internal fermionic frequency (recall Eqs. (21), (22) and Fig. 3). Thus, Eq. (30) leads to

$$\begin{aligned} \nabla_r &= (\mathbb{1}_r + \Gamma \circ \Pi_r \circ \mathbb{1}_r) \bullet U \bullet (\mathbb{1}_r + \mathbb{1}_r \circ \Pi_r \circ T_r) \\ &= (\mathbb{1}_r + T_r \circ \Pi_r \circ \mathbb{1}_r) \bullet U \bullet (\mathbb{1}_r + \mathbb{1}_r \circ \Pi_r \circ \Gamma). \end{aligned} \quad (31)$$

In the first or second line, the expressions on the right or left of $\bullet U \bullet$, respectively, are U - r -irreducible. These factors are the so-called Hedin vertices [49] (cf. Ref. [30], Eq. (5)),

$$\bar{\lambda}_r(\omega_r, \nu_r) \equiv \mathbb{1}_r + [T_r \circ \Pi_r \circ \mathbb{1}_r](\omega_r, \nu_r), \quad (32a)$$

$$\lambda_r(\omega_r, \nu'_r) \equiv \mathbb{1}_r + [\mathbb{1}_r \circ \Pi_r \circ T_r](\omega_r, \nu'_r). \quad (32b)$$

In our notation, the Hedin vertices have four fermionic legs, but (importantly) depend on only two frequencies. Indeed, regarding their frequency dependence, they can be viewed as the U -irreducible, amputated parts of three-point response functions (see App. D and Ref. [26]). Then, Eqs. (32) have the structure of SDEs for a three-point vertex with a bare three-point vertex $\mathbb{1}_r$ (cf. Refs. [3, 7]). Via the Hedin vertices, ∇_r factorizes into functions of at most two frequency arguments and is thus computationally cheaper than, e.g., γ_r . Following Refs. [26, 30], we write

$$\nabla_r = \bar{\lambda}_r \bullet w_r \bullet \lambda_r, \quad (33)$$

where two U - r -irreducible Hedin vertices sandwich a U - r -reducible object, $w_r(\omega_r)$ (see Fig. 7). The object w_r depends only on the bosonic frequency ω_r and can be interpreted as a screened interaction. To find w_r explicitly, we first express Eq. (31) through Hedin vertices,

$$\begin{aligned} \nabla_r &= (\mathbb{1}_r + \Gamma \circ \Pi_r \circ \mathbb{1}_r) \bullet U \bullet \lambda_r \\ &= \bar{\lambda}_r \bullet U \bullet (\mathbb{1}_r + \mathbb{1}_r \circ \Pi_r \circ \Gamma). \end{aligned} \quad (34)$$

Then, $\Gamma = T_r + \nabla_r$ leads to implicit relations for ∇_r :

$$\begin{aligned} \nabla_r &= (\bar{\lambda}_r + \nabla_r \circ \Pi_r \circ \mathbb{1}_r) \bullet U \bullet \lambda_r \\ &= \bar{\lambda}_r \bullet U \bullet (\lambda_r + \mathbb{1}_r \circ \Pi_r \circ \nabla_r). \end{aligned} \quad (35)$$

Next, we insert Eq. (33) for ∇_r on both sides to obtain

$$\begin{aligned} \bar{\lambda}_r \bullet w_r \bullet \lambda_r &= \bar{\lambda}_r \bullet (U + w_r \bullet \lambda_r \circ \Pi_r \circ U) \bullet \lambda_r \\ &= \bar{\lambda}_r \bullet (U + U \circ \Pi_r \circ \bar{\lambda}_r \bullet w_r) \bullet \lambda_r. \end{aligned} \quad (36)$$

This implies that w_r satisfies a pair of Dyson equations,

$$\begin{aligned} w_r &= U + w_r \bullet \lambda_r \circ \Pi_r \circ U \\ &= U + U \circ \Pi_r \circ \bar{\lambda}_r \bullet w_r, \end{aligned} \quad (37)$$

which can be formally solved as

$$\begin{aligned} w_r &= U \bullet (\mathbb{1}_r - \lambda_r \circ \Pi_r \circ U)^{-1} \\ &= (\mathbb{1}_r - U \circ \Pi_r \circ \bar{\lambda}_r)^{-1} \bullet U. \end{aligned} \quad (38)$$

As desired, the screened interaction w_r is manifestly U - r -reducible, and depends on only a single, bosonic frequency, ω_r . To emphasize this fact, Eq. (38) can be written as

$$\begin{aligned} w_r &= U \bullet (\mathbb{1}_r - P_r \bullet U)^{-1} \\ &= (\mathbb{1}_r - U \bullet P_r)^{-1} \bullet U, \end{aligned} \quad (39)$$

where $P_r(\omega_r)$ is the polarization [30],

$$P_r = \lambda_r \circ \Pi_r \circ \mathbb{1}_r = \mathbb{1}_r \circ \Pi_r \circ \bar{\lambda}_r. \quad (40)$$

$$\Gamma(\omega_r, \nu_r, \nu'_r) = \varphi^{Uirr}(\omega_r, \nu_r, \nu'_r) + \nabla_a(\omega_a, \nu_a, \nu'_a) + \nabla_p(\omega_p, \nu_p, \nu'_p) + \nabla_t(\omega_t, \nu_t, \nu'_t) - 2U$$

Figure 8. SBE decomposition of the vertex Γ into U - r -irreducible and U - r -reducible contributions, with $r = a, p, t$. When connecting Hedin vertices to other objects, the two fermionic legs require a \circ connector, the bosonic leg a \bullet connector.

Regarding frequency dependencies, w_r can be viewed as a bosonic propagator and P_r as a corresponding self-energy; Eq. (40) then has the structure of a SDE for P_r involving the bare three-point vertex $\mathbf{1}_r$ [3, 7].

Inserting Eq. (33) for ∇_r into Eq. (24a) for Γ , we arrive at the SBE decomposition of the full vertex of Ref. [26] in our generalized notation,

$$\Gamma = \varphi^{Uirr} + \sum_r \bar{\lambda}_r \bullet w_r \bullet \lambda_r - 2U, \quad (41a)$$

depicted diagrammatically in Fig. 8. For ease of reference, we gather all necessary relations for its ingredients:

$$w_r = U + U \bullet P_r \bullet w_r = U + w_r \bullet P_r \bullet U, \quad (41b)$$

$$P_r = \lambda_r \circ \Pi_r \circ \mathbf{1}_r = \mathbf{1}_r \circ \Pi_r \circ \bar{\lambda}_r, \quad (41c)$$

$$\bar{\lambda}_r = \mathbf{1}_r + T_r \circ \Pi_r \circ \mathbf{1}_r, \quad (41d)$$

$$\lambda_r = \mathbf{1}_r + \mathbf{1}_r \circ \Pi_r \circ T_r, \quad (41e)$$

$$T_r = \Gamma - \bar{\lambda}_r \bullet w_r \bullet \lambda_r, \quad (41f)$$

$$\varphi^{Uirr} = R - U + \sum_r M_r, \quad (41g)$$

$$M_r = (T_r - M_r) \circ \Pi_r \circ T_r = T_r \circ \Pi_r \circ (T_r - M_r). \quad (41h)$$

We collectively call Eqs. (41) the *SBE equations*. Together with the SDE for the self-energy and an input for the two-particle irreducible vertex R , the SBE equations are a self-consistent set of equations and thus fully define the four-point vertex Γ . They can either be solved self-consistently (as by Krien et al. in Refs. [27–30], where an analogous set of equations was set up), or via multiloop flow equations, derived in Sec. 3.2.

To conclude this section, let us point out the physical meaning of $\bar{\lambda}_r$, w_r , λ_r by showing their relation to three-point vertices and susceptibilities. For this, a symmetric expression for w_r is needed, which can be obtained by comparing Eqs. (33) and (34) to deduce

$$\bar{\lambda}_r \bullet w_r = U + \Gamma \circ \Pi_r \circ U, \quad (42a)$$

$$w_r \bullet \lambda_r = U + U \circ \Pi_r \circ \Gamma, \quad (42b)$$

and inserting these into the Dyson equations (37):

$$w_r = U + U \circ \Pi_r \circ U + U \circ \Pi_r \circ \Gamma \circ \Pi_r \circ U. \quad (43)$$

Equations (42) and (43) can be expressed as

$$[\bar{\lambda}_r \bullet w_r](\omega_r, \nu_r) = \bar{\Gamma}_r^{(3)}(\omega_r, \nu_r) \bullet U, \quad (44a)$$

$$[w_r \bullet \lambda_r](\omega_r, \nu'_r) = U \bullet \Gamma_r^{(3)}(\omega_r, \nu'_r), \quad (44b)$$

$$w_r(\omega_r) = U + U \bullet \chi_r(\omega_r) \bullet U, \quad (44c)$$

where $\bar{\Gamma}_r^{(3)}$, $\Gamma_r^{(3)}$ represent full three-point vertices and χ_r susceptibilities, defined by

$$\bar{\Gamma}_r^{(3)}(\omega_r, \nu_r) = \mathbf{1}_r + [\Gamma \circ \Pi_r \circ \mathbf{1}_r](\omega_r, \nu_r), \quad (45a)$$

$$\Gamma_r^{(3)}(\omega_r, \nu'_r) = \mathbf{1}_r + [\mathbf{1}_r \circ \Pi_r \circ \Gamma](\omega_r, \nu'_r), \quad (45b)$$

$$\chi_r(\omega_r) = [\mathbf{1}_r \circ \Pi_r \circ \mathbf{1}_r](\omega_r) + [\mathbf{1}_r \circ \Pi_r \circ \Gamma \circ \Pi_r \circ \mathbf{1}_r](\omega_r).$$

(The bare vertices were pulled out in front of the frequency sums, exploiting their frequency independence.) The relation of $\bar{\Gamma}_r^{(3)}$ and $\Gamma_r^{(3)}$ to three-point correlators and response functions is described in App. D; the relation of χ_r to physical susceptibilities for a local bare interaction U is discussed in App. E.

3.2 SBE mfRG from parquet mfRG

Having defined all the SBE ingredients, we are now ready to derive mfRG flow equations for them—the main goal of this work. Our strategy is to insert the SBE decomposition of Eqs. (23) and (24) into the parquet mfRG flow equations (10) for the Π - r -reducible vertices γ_r . An alternative derivation, starting directly from the SBE equations (41), is given in Sec. 3.3.

We begin by differentiating the decomposition of the Π - r -reducible vertex $\gamma_r = \bar{\lambda}_r \bullet w_r \bullet \lambda_r - U + M_r$ (Eq. (23)) w.r.t. the flow parameter. Since $\dot{U} = 0$ (the bare vertex does not depend on the regulator), we obtain

$$\dot{\gamma}_r = \dot{\bar{\lambda}}_r \bullet w_r \bullet \lambda_r + \bar{\lambda}_r \bullet \dot{w}_r \bullet \lambda_r + \bar{\lambda}_r \bullet w_r \bullet \dot{\lambda}_r + \dot{M}_r. \quad (46)$$

The loop expansion $\dot{\gamma}_r = \sum_\ell \dot{\gamma}_r^{(\ell)}$ implies similar expansions for \dot{w}_r , $\dot{\bar{\lambda}}_r$, $\dot{\lambda}_r$, and \dot{M}_r . Each term at a given loop order ℓ can be found from the mfRG flow (10) for $\dot{\gamma}_r^{(\ell)}$, by inserting the decomposition of the full vertex, $\Gamma = \bar{\lambda}_r \bullet w_r \bullet \lambda_r + T_r$ (Eq. (25a)) on the right of Eqs. (10).

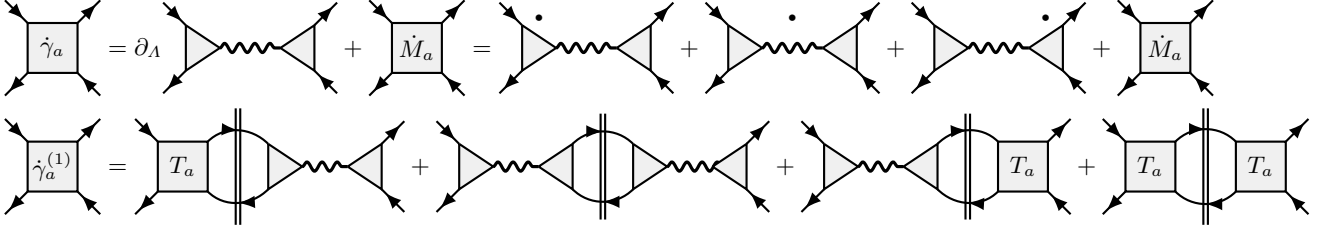


Figure 9. SBE decomposition of the left and right sides of the 1ℓ flow equation (10a) (Fig. 2) in the a channel. The first line depicts Eq. (46), the second Eq. (47). Equating terms with matching structure yields Eq. (48a), depicted in Fig. 10, first line.

The 1ℓ flow equation (10a) for $\dot{\gamma}_r^{(1)}$ has four contributions (shown diagrammatically for $\dot{\gamma}_a^{(1)}$ in Fig. 9):

$$\begin{aligned} \dot{\gamma}_r^{(1)} &= (\bar{\lambda}_r \cdot w_r \cdot \lambda_r + T_r) \circ \dot{I}_r \circ (\bar{\lambda}_r \cdot w_r \cdot \lambda_r + T_r) \\ &= T_r \circ \dot{I}_r \circ \bar{\lambda}_r \cdot w_r \cdot \lambda_r \\ &\quad + \bar{\lambda}_r \cdot w_r \cdot \lambda_r \circ \dot{I}_r \circ \bar{\lambda}_r \cdot w_r \cdot \lambda_r \\ &\quad + \bar{\lambda}_r \cdot w_r \cdot \lambda_r \circ \dot{I}_r \circ T_r + T_r \circ \dot{I}_r \circ T_r. \end{aligned} \quad (47)$$

By matching terms in Eqs. (46) and (47) containing factors of $\bar{\lambda}_r$ and λ_r or not, we obtain the 1ℓ SBE flow:

$$\begin{aligned} \dot{w}_r^{(1)} &= w_r \cdot \lambda_r \circ \dot{I}_r \circ \bar{\lambda}_r \cdot w_r, \\ \dot{\bar{\lambda}}_r^{(1)} &= T_r \circ \dot{I}_r \circ \bar{\lambda}_r, \\ \dot{\lambda}_r^{(1)} &= \lambda_r \circ \dot{I}_r \circ T_r, \\ \dot{M}_r^{(1)} &= T_r \circ \dot{I}_r \circ T_r. \end{aligned} \quad (48a)$$

This reproduces the 1ℓ SBE flow derived in Ref. [31] (their Eq. (18)). The higher-loop terms can be found similarly from $\dot{\gamma}_r^{(2)}$ and $\dot{\gamma}_r^{(\ell+2)}$ of Eqs. (10b) and (10c). For each loop order ℓ , the $\dot{\gamma}_r^{(\ell)}$ factors on the right side of these equations can be expressed through the already known flow of $\dot{w}_r^{(\ell)}$, $\dot{\bar{\lambda}}_r^{(\ell)}$, $\dot{\lambda}_r^{(\ell)}$ and $\dot{M}_r^{(\ell)}$. We obtain the flow equations ($\ell+2 \geq 3$)

$$\begin{aligned} \dot{w}_r^{(2)} &= 0, \\ \dot{\bar{\lambda}}_r^{(2)} &= \dot{\gamma}_r^{(1)} \circ \Pi_r \circ \bar{\lambda}_r, \\ \dot{\lambda}_r^{(2)} &= \lambda_r \circ \Pi_r \circ \dot{\gamma}_r^{(1)}, \\ \dot{M}_r^{(2)} &= \dot{\gamma}_r^{(1)} \circ \Pi_r \circ T_r + T_r \circ \Pi_r \circ \dot{\gamma}_r^{(1)}, \\ \dot{w}_r^{(\ell+2)} &= w_r \cdot \lambda_r \circ \Pi_r \circ \dot{\gamma}_r^{(\ell)} \circ \Pi_r \circ \bar{\lambda}_r \cdot w_r, \\ \dot{\bar{\lambda}}_r^{(\ell+2)} &= \dot{\gamma}_r^{(\ell+1)} \circ \Pi_r \circ \bar{\lambda}_r + T_r \circ \Pi_r \circ \dot{\gamma}_r^{(\ell)} \circ \Pi_r \circ \bar{\lambda}_r, \\ \dot{\lambda}_r^{(\ell+2)} &= \lambda_r \circ \Pi_r \circ \dot{\gamma}_r^{(\ell)} \circ \Pi_r \circ T_r + \lambda_r \circ \Pi_r \circ \dot{\gamma}_r^{(\ell+1)}, \\ \dot{M}_r^{(\ell+2)} &= \dot{\gamma}_r^{(\ell+1)} \circ \Pi_r \circ T_r + T_r \circ \Pi_r \circ \dot{\gamma}_r^{(\ell)} \circ \Pi_r \circ T_r \\ &\quad + T_r \circ \Pi_r \circ \dot{\gamma}_r^{(\ell+1)}. \end{aligned} \quad (48c)$$

Here, $\dot{\gamma}_r^{(\ell)}$, required for the flow at loop orders $\ell+1$ and $\ell+2$, can directly be constructed from the SBE ingredients using Eq. (46). Similarly as in Eq. (10), all terms at loop order ℓ contain $\ell-1$ factors of Π and one \dot{I} , now connecting the renormalized objects w_r , $\bar{\lambda}_r$, λ_r , T_r .

The SBE mfRG flow equations (48) are the most important result of this work. For the a channel, they are depicted diagrammatically in Fig. 10. Equations (48) can be condensed into more compact ones, giving the full flow (summed over all loop orders, $\dot{w}_r = \sum_{\ell \geq 1} \dot{w}_r^{(\ell)}$, etc.) of the SBE ingredients; see the next section. The multiloop flow equation for the self-energy [5, 7] is given in Eq. (12).

3.3 SBE mfRG from SBE equations

In the previous section, we derived the SBE mfRG flow equations by inserting the SBE decomposition into the known parquet mfRG flow equations of the two-particle reducible vertices γ_r . They can also be derived without prior knowledge on the flow of γ_r , by using the techniques of Ref. [7].

In the parquet setting of Ref. [7], one can view the Π - r -irreducible vertex I_r as the key ingredient for all equations related to channel r . In step (i), one uses I_r to generate γ_r and thus Γ through a BSE. Then, a post-processing of attaching and closing external legs yields (ii) (full) three-point vertices $\bar{\Gamma}_r^{(3)}$, $\Gamma_r^{(3)}$ and (iii) a susceptibility χ_r . The SBE setting can be understood in close analogy, with the only exception that one purposefully avoids generating U - r -reducible contributions, because these can (more efficiently) be constructed via $\nabla_r = \bar{\lambda}_r \cdot w_r \cdot \lambda_r$. To exclude U - r -reducible contributions, one uses in step (i) $I_r - U$ to generate M_r and thus T_r through a BSE. The same post-processing as before yields (ii) $\bar{\lambda}_r$, λ_r and then (iii) w_r or P_r .

Because of this structural analogy, the SBE mfRG flow equations can be derived in the exact same fashion as the parquet mfRG flow equation of Ref. [7]. One merely has to replace the variables according to the dictionary

$$\begin{aligned} I_r &\rightarrow I_r - U, & \gamma_r &\rightarrow M_r, & \Gamma &\rightarrow T_r, \\ \bar{\Gamma}_r^{(3)} &\rightarrow \bar{\lambda}_r, & \Gamma_r^{(3)} &\rightarrow \lambda_r, & \chi_r &\rightarrow P_r. \end{aligned} \quad (49)$$

For clarity, we now spell out the structural analogies between the original parquet formalism and its SBE version, presenting similarly-structured expressions in pairs of equations, a) and b). For both approaches, the full ver-

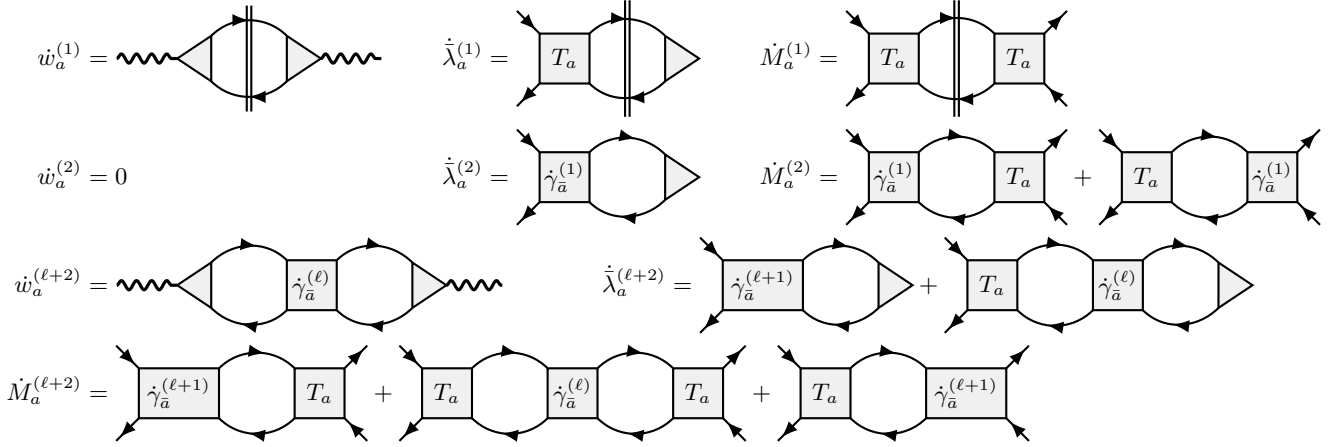


Figure 10. Multiloop flow equations (48) for the ingredients of the SBE decomposition in the a channel.

tex can be decomposed in several ways:

$$\Gamma = R + \sum_r \gamma_r = I_r + \gamma_r, \quad (50a)$$

$$\Gamma = R + \sum_r M_r + \sum_r (\nabla_r - U) = T_r + \nabla_r. \quad (50b)$$

Here, γ_r and M_r satisfy analogous BSEs,

$$\gamma_r = I_r \circ \Pi_r \circ \Gamma, \quad (51a)$$

$$M_r = (I_r - U) \circ \Pi_r \circ T_r, \quad (51b)$$

where the objects on the left reappear on the right through

$$\Gamma = I_r + \gamma_r, \quad (52a)$$

$$T_r = (I_r - U) + M_r. \quad (52b)$$

Relations (51) and (52) are used for step (i). Differentiation of Eq. (51a) yields the mFRG flow of $\dot{\gamma}_r$ as in Eq. (10) and Fig. 2(a) of Ref. [7]. Here, we replace the variables as above and start by differentiating Eq. (51b):

$$\begin{aligned} \dot{M}_r &= \dot{I}_r \circ \Pi_r \circ T_r + (I_r - U) \circ \dot{\Pi}_r \circ T_r \\ &\quad + (I_r - U) \circ \Pi_r \circ \dot{I}_r + (I_r - U) \circ \Pi_r \circ \dot{M}_r \\ \Rightarrow \dot{M}_r &= (\mathbf{1}_r - (I_r - U) \circ \Pi_r)^{-1} \circ [\dot{I}_r \circ \Pi_r \circ T_r \\ &\quad + (I_r - U) \circ \dot{\Pi}_r \circ T_r + (I_r - U) \circ \Pi_r \circ \dot{I}_r]. \end{aligned} \quad (53)$$

For the first argument of Eq. (53), we used $\partial_\Lambda(I_r - U) = \dot{I}_r$, as $\dot{U} = 0$. Next, we use the extended BSE $\mathbf{1}_r + T_r \circ \Pi_r = (\mathbf{1}_r - (I_r - U) \circ \Pi_r)^{-1}$ for M_r , cf. Eqs. (7) and (51). Recollecting the terms, we obtain the flow of \dot{M}_r as

$$\begin{aligned} \dot{M}_r &= T_r \circ \dot{\Pi}_r \circ T_r + \dot{I}_r \circ \Pi_r \circ T_r \\ &\quad + T_r \circ \Pi_r \circ \dot{I}_r \circ \Pi_r \circ T_r + T_r \circ \Pi_r \circ \dot{I}_r. \end{aligned} \quad (54)$$

A loop expansion with $\dot{I}_r = \dot{\gamma}_{\bar{r}} = \sum_\ell \dot{\gamma}_{\bar{r}}^{(\ell)}$ then yields our Eqs. (48) and Fig. 10.

For step (ii), we have the analogous relations

$$\bar{\Gamma}_r^{(3)} = \mathbf{1}_r + \Gamma \circ \Pi_r \circ \mathbf{1}_r, \quad \Gamma_r^{(3)} = \mathbf{1}_r + \mathbf{1}_r \circ \Pi_r \circ \Gamma, \quad (55a)$$

$$\bar{\lambda}_r = \mathbf{1}_r + T_r \circ \Pi_r \circ \mathbf{1}_r, \quad \lambda_r = \mathbf{1}_r + \mathbf{1}_r \circ \Pi_r \circ T_r. \quad (55b)$$

Differentiation of Eq. (55a) yields the mFRG flow of $\Gamma_r^{(3)}$ as in Eq. (42) and Fig. 7 of Ref. [7]. Here, we again replace the variables as above and differentiate Eq. (55b):

$$\begin{aligned} \dot{\bar{\lambda}}_r &= \dot{T}_r \circ \Pi_r \circ \mathbf{1}_r + T_r \circ \dot{\Pi}_r \circ \mathbf{1}_r, \\ \dot{\lambda}_r &= \mathbf{1}_r \circ \dot{\Pi}_r \circ T_r + \mathbf{1}_r \circ \Pi_r \circ \dot{T}_r. \end{aligned} \quad (56)$$

As $\dot{T}_r = \dot{I}_r + \dot{M}_r$ (cf. Eq. (52b)), we insert the flow equation (54) for \dot{M}_r into Eq. (56) and use again Eq. (55b). This yields the flow equations

$$\begin{aligned} \dot{\bar{\lambda}}_r &= T_r \circ \dot{\Pi}_r \circ \bar{\lambda}_r + \dot{I}_r \circ \Pi_r \circ \bar{\lambda}_r + T_r \circ \Pi_r \circ \dot{I}_r \circ \Pi_r \circ \bar{\lambda}_r, \\ \dot{\lambda}_r &= \lambda_r \circ \dot{\Pi}_r \circ T_r + \lambda_r \circ \Pi_r \circ \dot{I}_r + \lambda_r \circ \Pi_r \circ \dot{I}_r \circ \Pi_r \circ T_r. \end{aligned} \quad (57)$$

Their loop expansion reproduces Eqs. (48) and Fig. 10.

Finally, in step (iii), we have the relations

$$\chi_r = \Gamma_r^{(3)} \circ \Pi_r \circ \mathbf{1}_r = \mathbf{1}_r \circ \Pi_r \circ \bar{\Gamma}^{(3)}, \quad (58a)$$

$$P_r = \lambda_r \circ \Pi_r \circ \mathbf{1}_r = \mathbf{1}_r \circ \Pi_r \circ \bar{\lambda}_r. \quad (58b)$$

Differentiation of Eq. (58a) yields the mFRG flow of $\dot{\chi}_r$ as in Eq. (44) and Fig. 8 of Ref. [7]. Replacing the variables as above one more time, we differentiate Eq. (58b):

$$\dot{P}_r = \mathbf{1}_r \circ \Pi_r \circ \dot{\bar{\lambda}}_r + \mathbf{1}_r \circ \dot{\Pi}_r \circ \bar{\lambda}_r. \quad (59)$$

After inserting Eqs. (55b) and (57), we eventually obtain:

$$\dot{P}_r = \lambda_r \circ (\dot{\Pi}_r + \Pi_r \circ \dot{I}_r \circ \Pi_r) \circ \bar{\lambda}_r. \quad (60)$$

The relation between \dot{P}_r and \dot{w}_r follows from the Dyson equation (41b) as

$$\dot{w}_r = U \bullet \dot{P}_r \bullet w_r + U \bullet P_r \bullet \dot{w}_r. \quad (61)$$

Solving this for \dot{w}_r yields

$$\dot{w}_r = (\mathbf{1}_r - U \cdot P_r)^{-1} \cdot U \cdot \dot{P}_r \cdot w_r = w_r \cdot \dot{P}_r \cdot w_r, \quad (62)$$

having inserted the inverted Dyson equation (39). A loop expansion of Eq. (60) yields:

$$\begin{aligned} \dot{P}_r^{(1)} &= \lambda_r \circ \dot{P}_r \circ \bar{\lambda}_r, \\ \dot{P}_r^{(2)} &= 0, \\ \dot{P}_r^{(\ell+2)} &= \lambda_r \circ \Pi_r \circ \dot{\gamma}_{\bar{r}}^{(\ell)} \circ \Pi_r \circ \bar{\lambda}_r. \end{aligned} \quad (63)$$

Inserting the loop expansion $\dot{P}_r^{(\ell)}$ into Eq. (62) for \dot{w}_r yields the same flow equation for w_r as in our Eqs. (48) and Fig. 10.

Depending on the specific model, it can be more efficient to calculate the flow of the polarization, \dot{P}_r , by Eqs. (63) instead of the flow of the screened interaction, \dot{w}_r , by Eqs. (48). The screened interaction on the contrary can be obtained by the inverted Dyson equations (39).

Altogether, Eqs. (54), (57), (60) and (62) (with T_r given by $\Gamma - \nabla_{\bar{r}}$, Eq. (50b)) build a system of closed fRG equations, as full derivatives of the SBE equations (41). Hence, combined with an appropriate self-energy flow (cf. Eq. (12) and Ref. [7]), they yield regulator-independent results. To integrate the flow equations in practice, one employs the mfRG loop expansions (48) and (63).

3.4 mfRG flow of the SBE approximation

To reduce numerical costs, it may sometimes be desirable to approximate the flow of the vertex treating only objects with less than all three frequency arguments. The simplest choice is to restrict the flow to functions depending on a single frequency. In the present context, this corresponds to keeping all objects except w_r constant. With $\dot{\lambda}_r = 0 = \dot{\bar{\lambda}}_r$, the flow of the polarization (59) is simply

$$\dot{P}_r = \lambda_r \circ \dot{P}_r \circ \mathbf{1}_r = \mathbf{1}_r \circ \dot{P}_r \circ \bar{\lambda}_r. \quad (64)$$

Hence, the flow equations of P_r and w_r completely decouple, and one effectively obtains a vertex consisting of three independent series of ladder diagrams. Nevertheless, such a flow may be helpful for code-developing purposes.

An approximation of the vertex with objects of at most two frequency arguments is given by the SBE approximation [26], which sets $\varphi^{U_{\text{irr}}} = 0$. More generally, one may also keep $\varphi^{U_{\text{irr}}} \neq 0$ constant during the flow, e.g., as obtained from DMFT (called SBE-DTA in Ref. [26]). This was used in a 1ℓ implementation of DMF²RG in Ref. [31]. In the following, we will refer to the approximation of using a non-flowing U -irreducible part, $\dot{\varphi}^{U_{\text{irr}}} = 0$, as SBE approximation, regardless of whether $\varphi^{U_{\text{irr}}}$ is set to zero or not.

We now derive mfRG flow equations for the SBE approximation, so that $\dot{R} = 0$, as before, and furthermore $\dot{M}_r = 0$. For the most part, the SBE equations (41) remain unchanged. Only the BSE for M_r (41h) is not considered

anymore, since now $\varphi^{U_{\text{irr}}} = R - U + \sum_r M_r$ is used as an input. The corresponding flow equations can be obtained as in Sec. 3.3. The flow of the polarization, the screened interaction and the Hedin vertices, prior to any transformation, is still given by Eqs. (59), (62) and (56) (collected here for convenience)

$$\begin{aligned} \dot{P}_r &= \mathbf{1}_r \circ \dot{P}_r \circ \bar{\lambda}_r + \mathbf{1}_r \circ \Pi_r \circ \dot{\lambda}_r \\ &= \dot{\lambda}_r \circ \Pi_r \circ \mathbf{1}_r + \lambda_r \circ \dot{P}_r \circ \mathbf{1}_r, \end{aligned} \quad (65a)$$

$$\dot{w}_r = w_r \cdot \dot{P}_r \cdot w_r, \quad (65b)$$

$$\dot{\lambda}_r = T_r \circ \dot{P}_r \circ \mathbf{1}_r + \dot{T}_r \circ \Pi_r \circ \mathbf{1}_r, \quad (65c)$$

$$\dot{\bar{\lambda}}_r = \mathbf{1}_r \circ \dot{P}_r \circ T_r + \mathbf{1}_r \circ \Pi_r \circ \dot{T}_r. \quad (65d)$$

However, the flow of $T_r = I_r - U + M_r$ now has no \dot{M}_r contribution. It is induced solely by $\dot{I}_r = \dot{\nabla}_{\bar{r}}$, the flow of the U -reducible contributions from complementary channels,

$$\dot{T}_r = \dot{\nabla}_{\bar{r}}, \quad (65e)$$

and thus is fully determined by $\dot{\lambda}_{\bar{r}}$, $\dot{\bar{\lambda}}_{\bar{r}}$ and $\dot{w}_{\bar{r}}$.

Equations (65) can be rewritten by inserting the flow of the higher-point objects into the lower-point objects:

$$\dot{\lambda}_r = T_r \circ \dot{P}_r \circ \mathbf{1}_r + \dot{\nabla}_{\bar{r}} \circ \Pi_r \circ \mathbf{1}_r, \quad (66a)$$

$$\dot{\bar{\lambda}}_r = \mathbf{1}_r \circ \dot{P}_r \circ T_r + \mathbf{1}_r \circ \Pi_r \circ \dot{\nabla}_{\bar{r}}, \quad (66b)$$

$$\begin{aligned} \dot{P}_r &= \mathbf{1}_r \circ \dot{P}_r \circ \bar{\lambda}_r + \mathbf{1}_r \circ \Pi_r \circ T_r \circ \dot{P}_r \circ \mathbf{1}_r \\ &\quad + \mathbf{1}_r \circ \Pi_r \circ \dot{\nabla}_{\bar{r}} \circ \Pi_r \circ \mathbf{1}_r \\ &= \mathbf{1}_r \circ \dot{P}_r \circ \bar{\lambda}_r + \lambda_r \circ \dot{P}_r \circ \mathbf{1}_r \\ &\quad - \mathbf{1}_r \circ \dot{P}_r \circ \mathbf{1}_r + \mathbf{1}_r \circ \Pi_r \circ \dot{\nabla}_{\bar{r}} \circ \Pi_r \circ \mathbf{1}_r. \end{aligned} \quad (66c)$$

In the last line, we expressed $\mathbf{1}_r \circ \Pi_r \circ T_r$ in terms of the Hedin vertex $\lambda_r - \mathbf{1}_r$. Equations (66) are similar to the previous flow equations (57) and (60) of the more general case, but some occurrences of the Hedin vertices $\bar{\lambda}_r, \lambda_r$ on the right there are here replaced by their zeroth-order term $\mathbf{1}_r$. Evidently, the contributions needed to upgrade these $\mathbf{1}_r$ to $\bar{\lambda}_r, \lambda_r$ are omitted when setting $\dot{M}_r = 0$.

A loop expansion of the above equations then yields

$$\begin{aligned} \dot{P}_r^{(1)} &= \mathbf{1}_r \circ \dot{P}_r \circ \bar{\lambda}_r + \lambda_r \circ \dot{P}_r \circ \mathbf{1}_r - \mathbf{1}_r \circ \dot{P}_r \circ \mathbf{1}_r, \\ \dot{\lambda}_r^{(1)} &= T_r \circ \dot{P}_r \circ \mathbf{1}_r, \\ \dot{\bar{\lambda}}_r^{(1)} &= \mathbf{1}_r \circ \dot{P}_r \circ T_r, \end{aligned} \quad (67a)$$

$$\begin{aligned} \dot{P}_r^{(2)} &= 0, \\ \dot{\lambda}_r^{(\ell+1)} &= \dot{\nabla}_{\bar{r}}^{(\ell)} \circ \Pi_r \circ \mathbf{1}_r, \\ \dot{\bar{\lambda}}_r^{(\ell+1)} &= \mathbf{1}_r \circ \Pi_r \circ \dot{\nabla}_{\bar{r}}^{(\ell)}, \end{aligned} \quad (67b)$$

$$\begin{aligned} \dot{P}_r^{(\ell+2)} &= \mathbf{1}_r \circ \Pi_r \circ \dot{\nabla}_{\bar{r}}^{(\ell)} \circ \Pi_r \circ \mathbf{1}_r, \\ \dot{w}_r^{(\ell)} &= w_r \cdot \dot{P}_r^{(\ell)} \cdot w_r. \end{aligned} \quad (67c)$$

Apart from the fact that \dot{M}_r is not needed here, the other flow equations are also simpler than Eqs. (48) without \dot{M}_r , obtained from the full SBE equations. To be specific, Eqs. (48) contain $\bar{\lambda}_r$ or λ_r on the right of the flow

equations for $\dot{\lambda}_r^{(\ell)}$ or $\dot{\lambda}_r^{(\ell)}$, whereas the simplified Eqs. (67) contain $\mathbf{1}_r$ there, and, for $\ell \geq 2$, only one term where Eqs. (48) had two.

When using the above flow equations for the SBE approximation, the self-energy flow (12) should also be re-derived from either the SDE or the Hedin equation for Σ (e.g. Eq. (23) in Ref. [27]). Since the present paper focuses on vertex parametrizations, we leave a derivation of a suitably modified self-energy flow for future work. Here, it suffices to note that, when used together with such a modified self-energy flow, Eqs. (67) are again total derivatives of a closed set of equations. So, integrating the flow until loop convergence would yield the regulator-independent solution of the SBE approximation.

Transforming the self-consistent equations of the SBE approximation on the vertex level to an equivalent mfRG flow reveals its simplistic nature, with relations like $\dot{\lambda}_r^{(1)} = \mathbf{1}_r \cdot \dot{\Pi}_r \cdot T_r$, and demonstrates how fRG offers an intuitive way to go beyond that, by using, e.g., $\dot{\lambda}_r^{(1)} = \lambda_r \cdot \dot{\Pi}_r \cdot T_r$ (still treating only functions of at most two frequencies). However, the latter flow would be regulator-dependent *per se*. It remains to be seen how severe the lack of regulator independence for this flow, as used, e.g., in Ref. [31], is.

The simplified schemes presented in this section (i.e., Eqs. (64) and (67)) are closed flow equations on the vertex level and thus offer an appealing way for approaching the full SBE mfRG equations (48). Thereby, SBE ingredients with more complicated frequency dependence can be taken into account successively during code development. To what extent they can succeed in actually capturing the essential physics of a given problem will have to be investigated on a case-by-case basis. Generally, we showed that mfRG offers a way to make the choice of a certain approximation regulator independent, either for the simplistic flow of the SBE approximation or for the full SBE mfRG flow reproducing the PA.

4 Asymptotic classes

In numerical implementations of parquet mfRG [10–14], it is useful to handle the numerical complexity of the vertex by decomposing it into asymptotic classes with well-defined high-frequency behaviors. It is convenient to compute the flow of these asymptotic classes using their own flow equations; here, we recapitulate their derivation. We also elucidate the close relation between vertex parametrizations using the parquet decomposition with asymptotic classes or the SBE decomposition, deriving explicit equations relating their ingredients. These equations may facilitate the adaption of codes devised for parquet mfRG to SBE mfRG applications.

4.1 Definition of asymptotic classes

The parametrization of two-particle reducible vertices γ_r via asymptotic classes was introduced in Ref. [16] to conveniently express their high-frequency asymptotics through

simpler objects with fewer frequency arguments. One makes the ansatz

$$\begin{aligned} \gamma_r(\omega_r, \nu_r, \nu'_r) & \\ &= \mathcal{K}_1^r(\omega_r) + \mathcal{K}_2^r(\omega_r, \nu_r) + \mathcal{K}_{2'}^r(\omega_r, \nu'_r) + \mathcal{K}_3^r(\omega_r, \nu_r, \nu'_r). \end{aligned} \quad (68)$$

Here, \mathcal{K}_1^r contains all diagrams having both ν_r legs connected to the same bare vertex and both ν'_r legs connected to another bare vertex. (For a diagrammatic depiction, see App. B, Fig. 14.) These diagrams are thus independent of ν_r, ν'_r and stay finite in the limit $|\nu_r| \rightarrow \infty, |\nu'_r| \rightarrow \infty$,

$$\lim_{|\nu_r| \rightarrow \infty} \lim_{|\nu'_r| \rightarrow \infty} \gamma_r(\omega_r, \nu_r, \nu'_r) = \mathcal{K}_1^r(\omega_r). \quad (69a)$$

\mathcal{K}_2^r (or $\mathcal{K}_{2'}^r$) analogously contains the part of the vertex having both ν'_r (or ν_r) legs connected to the same bare vertex while the two ν_r (or ν'_r) legs are connected to different bare vertices. Hence, it is finite for $|\nu'_r| \rightarrow \infty$ (or $|\nu_r| \rightarrow \infty$) but vanishes for $|\nu_r| \rightarrow \infty$ (or $|\nu'_r| \rightarrow \infty$):

$$\begin{aligned} \lim_{|\nu'_r| \rightarrow \infty} \gamma_r(\omega_r, \nu_r, \nu'_r) &= \mathcal{K}_1^r(\omega_r) + \mathcal{K}_2^r(\omega_r, \nu_r), \\ \lim_{|\nu_r| \rightarrow \infty} \gamma_r(\omega_r, \nu_r, \nu'_r) &= \mathcal{K}_1^r(\omega_r) + \mathcal{K}_{2'}^r(\omega_r, \nu'_r). \end{aligned} \quad (69b)$$

\mathcal{K}_3^r exclusively contains diagrams having both ν_r legs connected to different bare vertices, and likewise for both ν'_r legs. Such diagrams depend on all three frequencies and thus decay if any of them is sent to infinity. When taking the above limits for bubbles involving channels r' different from r , we obtain zero,

$$\lim_{|\nu_r| \rightarrow \infty} \gamma_{r' \neq r} = \lim_{|\nu'_r| \rightarrow \infty} \gamma_{r' \neq r} = 0, \quad (69c)$$

as each $\Pi_{r'}$ in $\gamma_{r'}$ has a denominator containing $\omega_{r' \neq r}$, which is a linear combination of ω_r, ν_r and ν'_r .

Since R explicitly depends on all frequencies, it decays to the bare vertex U at high frequencies, and the asymptotic classes can be obtained by taking limits of the full vertex. Explicitly, \mathcal{K}_1^r can be obtained from

$$\lim_{|\nu_r| \rightarrow \infty} \lim_{|\nu'_r| \rightarrow \infty} \Gamma(\omega_r, \nu_r, \nu'_r) = U + \mathcal{K}_1^r(\omega_r), \quad (70a)$$

taking the double limit in such a way that $\nu_r \pm \nu'_r$ is not constant, to ensure that all bosonic frequencies $|\omega_{r' \neq r}|$ go to ∞ [16]. Similarly, $\mathcal{K}_2^r, \mathcal{K}_{2'}^r$ can be obtained from objects $\Gamma_2^r, \Gamma_{2'}^r$ defined via the limits

$$\Gamma_2^r(\omega_r, \nu_r) = \lim_{|\nu'_r| \rightarrow \infty} \Gamma(\omega_r, \nu_r, \nu'_r) = U + \mathcal{K}_1^r + \mathcal{K}_2^r, \quad (70b)$$

$$\Gamma_{2'}^r(\omega_r, \nu'_r) = \lim_{|\nu_r| \rightarrow \infty} \Gamma(\omega_r, \nu_r, \nu'_r) = U + \mathcal{K}_1^r + \mathcal{K}_{2'}^r. \quad (70c)$$

For each of the latter two limits, we denote the complementary part of the vertex (vanishing in said limit) by

$$\bar{\Gamma}_2^r(\omega_r, \nu_r, \nu'_r) = \Gamma - \Gamma_2^r = \mathcal{K}_{2'}^r + \mathcal{K}_3^r + \gamma_{\bar{r}} + R - U, \quad (70d)$$

$$\bar{\Gamma}_{2'}^r(\omega_r, \nu_r, \nu'_r) = \Gamma - \Gamma_{2'}^r = \mathcal{K}_2^r + \mathcal{K}_3^r + \gamma_{\bar{r}} + R - U. \quad (70e)$$

By taking suitable limits in the BSEs (4), the asymptotic classes can be expressed through the full vertex Γ and the bare interaction U [16]:

$$\mathcal{K}_1^r(\omega_r) = U \circ (\Pi_r + \Pi_r \circ \Gamma \circ \Pi_r) \circ U, \quad (71a)$$

$$\mathcal{K}_2^r(\omega_r, \nu_r) = \Gamma \circ \Pi_r \circ U - \mathcal{K}_1^r, \quad (71b)$$

$$\mathcal{K}_{2'}^r(\omega_r, \nu_r') = U \circ \Pi_r \circ \Gamma - \mathcal{K}_1^r. \quad (71c)$$

Hence, they are directly related to the three-point vertices $\bar{\Gamma}_r^{(3)}$, $\Gamma_r^{(3)}$ and susceptibilities χ_r (cf. Eq. (45) and Ref. [16]) as

$$\chi_r(\omega_r) = U^{-1} \bullet \mathcal{K}_1^r(\omega_r) \bullet U^{-1}, \quad (72a)$$

$$\bar{\Gamma}_r^{(3)}(\omega_r, \nu_r) = [U + \mathcal{K}_1^r + \mathcal{K}_2^r(\omega_r, \nu_r)] \bullet U^{-1}, \quad (72b)$$

$$\Gamma_r^{(3)}(\omega_r, \nu_r') = U^{-1} \bullet [U + \mathcal{K}_1^r + \mathcal{K}_{2'}^r(\omega_r, \nu_r')]. \quad (72c)$$

\mathcal{K}_1^r diagrams are therefore mediated by the bosonic fluctuations described by the susceptibility χ_r , whereas \mathcal{K}_2^r and $\mathcal{K}_{2'}^r$ describe the coupling of fermions to these bosonic fluctuations via the three-point vertices $\bar{\Gamma}_r^{(3)}$ and $\Gamma_r^{(3)}$. This hints at the close relation between asymptotic classes and SBE components which is further discussed in Sec. 4.3.

4.2 mfRG equations for asymptotic classes

When the vertex is parametrized through its asymptotic classes, it is convenient to compute the latter directly during the flow, without numerically sending certain frequencies to infinity. This facilitates systematically adding or neglecting higher asymptotic classes. Therefore, we now derive explicit mfRG flow equations for the asymptotic classes, starting from the general multiloop flow equations (10), similar to the derivation of the mfRG flow equations for the SBE ingredients in Sec. 3.2. (For a diagrammatic derivation, see Refs. [50, 51].)

The parametrization (68) of γ_r in terms of asymptotic classes holds analogously at each loop order,

$$\dot{\gamma}_r^{(\ell)} = \dot{\mathcal{K}}_1^{r(\ell)} + \dot{\mathcal{K}}_2^{r(\ell)} + \dot{\mathcal{K}}_{2'}^{r(\ell)} + \dot{\mathcal{K}}_3^{r(\ell)}. \quad (73)$$

Then, each summand can be obtained from Eqs. (10) for $\dot{\gamma}_r^{(\ell)}$ by taking suitable limits of the fermionic frequencies ν_r, ν_r' , as specified in Eqs. (69). For example, consider a bubble of type $\Gamma \circ \bar{\Pi}_r \circ \bar{\Gamma}$, in the r representation of Eq. (20). In the limit $|\nu_r| \rightarrow \infty$, the first vertex reduces to $\Gamma_{2'}^r$ (Eq. (70c)), while for $|\nu_r'| \rightarrow \infty$, the second vertex reduces to $\bar{\Gamma}_2^r$ (Eq. (70b)). Using Eq. (20), we thus obtain

$$\lim_{|\nu_r| \rightarrow \infty} \Gamma \circ \bar{\Pi}_r \circ \bar{\Gamma} = \Gamma_{2'}^r \circ \bar{\Pi}_r \circ \bar{\Gamma}, \quad (74a)$$

$$\lim_{|\nu_r'| \rightarrow \infty} \Gamma \circ \bar{\Pi}_r \circ \bar{\Gamma} = \Gamma \circ \bar{\Pi}_r \circ \bar{\Gamma}_2^r. \quad (74b)$$

By contrast, when taking these limits for bubbles involving channels r' different from r , we obtain zero,

$$\lim_{|\nu_r| \rightarrow \infty} \Gamma \circ \bar{\Pi}_{r' \neq r} \circ \bar{\Gamma} = 0, \quad \lim_{|\nu_r'| \rightarrow \infty} \Gamma \circ \bar{\Pi}_{r' \neq r} \circ \bar{\Gamma} = 0, \quad (74c)$$

by similar reasoning as that leading to Eq. (69c). In this manner, the 1ℓ flow equation (10a) for $\dot{\gamma}_r^{(1)}$ readily yields

$$\begin{aligned} \dot{\mathcal{K}}_1^{r(1)} &= \Gamma_{2'}^r \circ \bar{\Pi}_r \circ \Gamma_2^r, \\ \dot{\mathcal{K}}_2^{r(1)} &= \bar{\Gamma}_2^r \circ \bar{\Pi}_r \circ \Gamma_2^r, \\ \dot{\mathcal{K}}_{2'}^{r(1)} &= \Gamma_{2'}^r \circ \bar{\Pi}_r \circ \bar{\Gamma}_2^r, \\ \dot{\mathcal{K}}_3^{r(1)} &= \bar{\Gamma}_2^r \circ \bar{\Pi}_r \circ \bar{\Gamma}_2^r. \end{aligned} \quad (75a)$$

Similarly, the two-loop contribution $\dot{\gamma}_r^{(2)}$, Eq. (10b), yields

$$\begin{aligned} \dot{\mathcal{K}}_1^{r(2)} &= 0, \\ \dot{\mathcal{K}}_2^{r(2)} &= \dot{\gamma}_{\bar{r}}^{(1)} \circ \Pi_r \circ \Gamma_2^r, \\ \dot{\mathcal{K}}_{2'}^{r(2)} &= \Gamma_{2'}^r \circ \Pi_r \circ \dot{\gamma}_{\bar{r}}^{(1)}, \\ \dot{\mathcal{K}}_3^{r(2)} &= \dot{\gamma}_{\bar{r}}^{(1)} \circ \Pi_r \circ \bar{\Gamma}_2^r + \bar{\Gamma}_2^r \circ \Pi_r \circ \dot{\gamma}_{\bar{r}}^{(1)}. \end{aligned} \quad (75b)$$

Due to Eq. (69c), $\dot{\mathcal{K}}_1^{r(2)}$ vanishes and $\dot{\mathcal{K}}_2^{r(2)}$ or $\dot{\mathcal{K}}_{2'}^{r(2)}$ contain no terms with $\dot{\gamma}_{\bar{r}}^{(1)}$ on their right or left sides, respectively. Finally, Eq. (10c) for $\dot{\gamma}_r^{(\ell+2)}$, with $\ell \geq 1$, yields

$$\begin{aligned} \dot{\mathcal{K}}_1^{r(\ell+2)} &= \Gamma_{2'}^r \circ \Pi_r \circ \dot{\gamma}_{\bar{r}}^{(\ell)} \circ \Pi_r \circ \Gamma_2^r, \\ \dot{\mathcal{K}}_2^{r(\ell+2)} &= \dot{\gamma}_{\bar{r}}^{(\ell+1)} \circ \Pi_r \circ \Gamma_2^r + \bar{\Gamma}_{2'}^r \circ \Pi_r \circ \dot{\gamma}_{\bar{r}}^{(\ell)} \circ \Pi_r \circ \Gamma_2^r, \\ \dot{\mathcal{K}}_{2'}^{r(\ell+2)} &= \Gamma_{2'}^r \circ \Pi_r \circ \dot{\gamma}_{\bar{r}}^{(\ell)} \circ \Pi_r \circ \bar{\Gamma}_2^r + \Gamma_{2'}^r \circ \Pi_r \circ \dot{\gamma}_{\bar{r}}^{(\ell+1)}, \\ \dot{\mathcal{K}}_3^{r(\ell+2)} &= \dot{\gamma}_{\bar{r}}^{(\ell+1)} \circ \Pi_r \circ \bar{\Gamma}_2^r + \bar{\Gamma}_{2'}^r \circ \Pi_r \circ \dot{\gamma}_{\bar{r}}^{(\ell)} \circ \Pi_r \circ \bar{\Gamma}_2^r \\ &\quad + \bar{\Gamma}_{2'}^r \circ \Pi_r \circ \dot{\gamma}_{\bar{r}}^{(\ell+1)}. \end{aligned} \quad (75c)$$

Here, $\dot{\mathcal{K}}_1^{r(\ell+2)} \neq 0$ since $\dot{\gamma}_{\bar{r}}^{(1)}$ appears in the middle in the central term of Eq. (10c); hence, Eq. (69c) does not apply.

Note that these equations can also be used in the context of DMF²RG [32, 33]. There, only the full vertex Γ is given as an input. While \mathcal{K}_1^r , \mathcal{K}_2^r and $\mathcal{K}_{2'}^r$ can be deduced from Γ by sending certain frequencies to infinity (cf. Eqs. (70)) or using Eqs. (71), it is not possible to similarly extract \mathcal{K}_3^r in a given channel as some frequency limit of the full vertex Γ . However, the classes \mathcal{K}_3^r do not enter the right-hand sides of the flow equations (75) individually, but only the combination $R + \mathcal{K}_3 = R + \sum_r \mathcal{K}_3^r$. This is already clear from the general formulation of the mfRG flow equations (10). Consider, e.g., the 1ℓ contribution $\dot{\mathcal{K}}_2^{r(1)}$ of Eq. (75a). There, $\bar{\Gamma}_2^r$ contains $R + \mathcal{K}_3^r + \gamma_{\bar{r}} = R + \mathcal{K}_3 + \sum_{r' \neq r} (\mathcal{K}_1^{r'} + \mathcal{K}_2^{r'} + \mathcal{K}_{2'}^{r'})$, and hence only requires knowledge of the full $R + \mathcal{K}_3$. This holds equivalently for all insertions of the full vertex into flow equations at any loop order. Now, insertions of the *differentiated* vertex in loop order ℓ into the flow equations of order $\ell + 1$ and $\ell + 2$ do require a channel decomposition $\dot{\mathcal{K}}_3 = \sum_r \dot{\mathcal{K}}_3^r$. For example, the two-loop contribution $\dot{\mathcal{K}}_2^{r(2)}$ of Eq. (75b) contains $\dot{\gamma}_{\bar{r}}^{(1)}$, which, by Eq. (73), involves differentiated vertices $\dot{\mathcal{K}}_3^{r' \neq r(1)}$. These are available via Eq. (75a). Therefore, in the DMF²RG context, one would start with \mathcal{K}_1^r , \mathcal{K}_2^r , $\mathcal{K}_{2'}^r$ and the full $R + \mathcal{K}_3$ from DMFT, compute the differentiated vertices $\dot{\mathcal{K}}_i^r$ independently (including $\dot{\mathcal{K}}_3^r$), successively insert them in higher loop orders, and eventually

update \mathcal{K}_3 using $\dot{\mathcal{K}}_3 = \sum_{\ell,r} \dot{\mathcal{K}}_3^{r(\ell)}$ in each step of the flow (recall that R does not flow, $\dot{R} = 0$). The same reasoning also applies to the multi-boson terms M_r .

4.3 Relating SBE ingredients and asymptotic classes

The asymptotic classes and SBE ingredients are closely related [31]. This is not surprising as the properties of both follow from the assumption that the bare vertex contains no frequency dependence, except for frequency conservation. For convenience, we collect these relations below.

Comparison of Eqs. (43) and (71a) yields

$$w_r(\omega_r) = U + \mathcal{K}_1^r(\omega_r). \quad (76)$$

Similarly, using Eqs. (42), (43), (71b), and (71c), we can write the products of Hedin vertices and the screened interaction as

$$\bar{\lambda}_r \cdot w_r = U + \Gamma \circ \Pi_r \circ U = U + \mathcal{K}_1^r + \mathcal{K}_2^r, \quad (77a)$$

$$w_r \cdot \lambda_r = U + U \circ \Pi_r \circ \Gamma = U + \mathcal{K}_1^r + \mathcal{K}_2^r. \quad (77b)$$

We now insert Eq. (76) for $U + \mathcal{K}_1^r$ and solve for $\lambda_r, \bar{\lambda}_r$, formally defining w_r^{-1} through $w_r \cdot w_r^{-1} = w_r^{-1} \cdot w_r = \mathbf{1}_r$. Thus, we obtain

$$\bar{\lambda}_r = \mathbf{1}_r + \mathcal{K}_2^r \cdot w_r^{-1}, \quad \lambda_r = \mathbf{1}_r + w_r^{-1} \cdot \mathcal{K}_2^r, \quad (78)$$

which, when inserted into Eq. (33), yields

$$\begin{aligned} \nabla_r &= (\mathbf{1}_r + \mathcal{K}_2^r \cdot w_r^{-1}) \cdot w_r \cdot (\mathbf{1}_r + w_r^{-1} \cdot \mathcal{K}_2^r) \\ &= U + \mathcal{K}_1^r + \mathcal{K}_2^r + \mathcal{K}_2^r + \mathcal{K}_2^r \cdot w_r^{-1} \cdot \mathcal{K}_2^r. \end{aligned} \quad (79)$$

Depending on model details, it may happen that not all components of w_r^{-1} are uniquely defined. However, the right-hand sides of Eqs. (78)–(79) are unambiguous as the SBE ingredients are well-defined through Eqs. (41).

Recalling that $\gamma_r = \nabla_r - U + M_r$, we conclude that

$$M_r = \mathcal{K}_3^r - \mathcal{K}_2^r \cdot w_r^{-1} \cdot \mathcal{K}_2^r. \quad (80)$$

Hence, ∇_r contains a part of \mathcal{K}_3^r , namely $\mathcal{K}_2^r \cdot w_r^{-1} \cdot \mathcal{K}_2^r$, which can be fully expressed through functions that each depend on at most two frequencies. M_r contains the remaining part of \mathcal{K}_3^r , which must be explicitly parametrized through three frequencies and thus is numerically most expensive. A recent study of the Hubbard model showed that $\sum_r M_r$ is strongly localized in frequency space, particularly in the strong-coupling regime [31]. This allows for a cheaper numerical treatment of the vertex part truly depending on three frequencies and constitutes the main computational advantage of the SBE decomposition.

Equations (76)–(79) fully express the SBE ingredients through asymptotic classes. Analogous results were obtained by similar arguments in App. A of Ref. [31]. Figure 11 summarizes the relation between the two vertex decompositions and their ingredients.

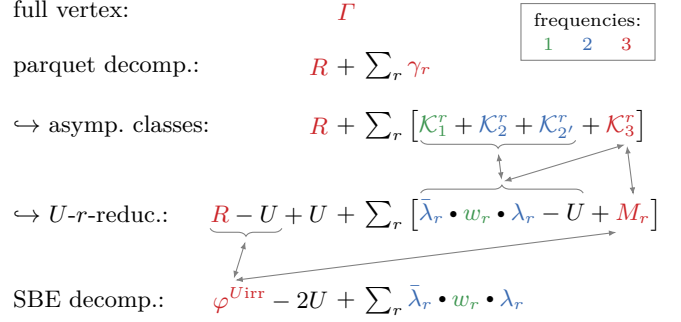


Figure 11. Overview over vertex decompositions: The parquet decomposition (second line) can be grouped by asymptotic classes (third line) or U - r -reducibility (fourth line), highlighting the relation between these two notions. Arrows link terms that can be identified: $\mathcal{K}_3^r = M_r + \mathcal{K}_2^r \cdot w_r^{-1} \cdot \mathcal{K}_2^r$ and $\mathcal{K}_1^r + \mathcal{K}_2^r + \mathcal{K}_2^{r'} + \mathcal{K}_2^r \cdot w_r^{-1} \cdot \mathcal{K}_2^r = \bar{\lambda}_r \cdot w_r \cdot \lambda_r - U$ for the Π - r -reducible contributions, and $\varphi^{Uirr} = R - U + \sum_r M_r$ for the fully U - r -irreducible contributions. The colors indicate whether the objects depend on 1, 2, or 3 frequency arguments.

Conversely, the asymptotic classes can also be expressed fully through the SBE ingredients. Using Eqs. (23), (68), (76), and (78), one finds

$$\mathcal{K}_1^r = w_r - U \quad (81a)$$

$$\mathcal{K}_2^r = (\bar{\lambda}_r - \mathbf{1}_r) \cdot w_r, \quad (81b)$$

$$\mathcal{K}_2^{r'} = w_r \cdot (\lambda_r - \mathbf{1}_r), \quad (81c)$$

$$\mathcal{K}_3^r = M_r + (\bar{\lambda}_r - \mathbf{1}_r) \cdot w_r \cdot (\lambda_r - \mathbf{1}_r). \quad (81d)$$

Moreover, Eqs. (25a), (70b), (70c), and (77) imply

$$\Gamma_2^r = \bar{\lambda}_r \cdot w_r, \quad (82a)$$

$$\Gamma_2^{r'} = w_r \cdot \lambda_r, \quad (82b)$$

$$\bar{\Gamma}_2^r = \bar{\lambda}_r \cdot w_r \cdot (\lambda_r - \mathbf{1}_r) + T_r \quad (82c)$$

$$\bar{\Gamma}_2^{r'} = (\bar{\lambda}_r - \mathbf{1}_r) \cdot w_r \cdot \lambda_r + T_r. \quad (82d)$$

For the latter two equations, we used Eq. (25a) in the form $\Gamma = \bar{\lambda}_r \cdot w_r \cdot \lambda_r + T_r$. Equivalently, using the definitions of the Hedin vertices in Eq. (32), we can express $\mathcal{K}_2^r, \mathcal{K}_3^r$, and Eqs. (82) as

$$\mathcal{K}_2^r = T_r \circ \Pi_r \circ w_r, \quad (83a)$$

$$\mathcal{K}_2^{r'} = w_r \circ \Pi_r \circ T_r, \quad (83b)$$

$$\mathcal{K}_3^r = M_r + T_r \circ \Pi_r \circ w_r \circ \Pi_r \circ T_r, \quad (83c)$$

$$\Gamma_2^r = w_r + T_r \circ \Pi_r \circ w_r, \quad (83d)$$

$$\Gamma_2^{r'} = w_r + w_r \circ \Pi_r \circ T_r, \quad (83e)$$

$$\bar{\Gamma}_2^r = T_r + w_r \circ \Pi_r \circ T_r + T_r \circ \Pi_r \circ w_r \circ \Pi_r \circ T_r, \quad (83f)$$

$$\bar{\Gamma}_2^{r'} = T_r + T_r \circ \Pi_r \circ w_r + T_r \circ \Pi_r \circ w_r \circ \Pi_r \circ T_r. \quad (83g)$$

Since the asymptotic classes and SBE ingredients are closely related, the same is true for their mFRG flow. Indeed, it is straightforward to derive the mFRG SBE flow equations (48) from the flow equations (75) for $\dot{\mathcal{K}}_i^{r(\ell)}$. We briefly indicate the strategy, without presenting all details.

We differentiate the equations (81) expressing \mathcal{K}_i^r through SBE ingredients, and subsequently use Eqs. (32) to eliminate $\bar{\lambda}_r - \mathbf{1}_r$ and $\lambda_r - \mathbf{1}_r$. Thereby, we obtain

$$\dot{\mathcal{K}}_1^r = \dot{w}_r, \quad (84a)$$

$$\dot{\mathcal{K}}_2^r = \dot{\bar{\lambda}}_r \cdot w_r + T_r \circ \Pi_r \circ \dot{w}_r, \quad (84b)$$

$$\dot{\mathcal{K}}_{2'}^r = \dot{w}_r \circ \Pi_r \circ T_r + w_r \cdot \dot{\lambda}_r, \quad (84c)$$

$$\begin{aligned} \dot{\mathcal{K}}_3^r &= \dot{\bar{\lambda}}_r \cdot w_r \circ \Pi_r \circ T_r + T_r \circ \Pi_r \circ \dot{w}_r \circ \Pi_r \circ T_r \\ &\quad + T_r \circ \Pi_r \circ w_r \cdot \dot{\bar{\lambda}}_r + \dot{M}_r. \end{aligned} \quad (84d)$$

Now, we use Eqs. (75) to express the $\dot{\mathcal{K}}_i^{r(\ell)}$ on the left through Γ_2^r , $\Gamma_{2'}^r$, $\bar{\Gamma}_2^r$, $\bar{\Gamma}_{2'}^r$, and Eqs. (82) to express the latter through SBE ingredients. By matching terms on the left and right in each loop order, we obtain flow equations for $\dot{w}^{(\ell)}$, $\dot{\bar{\lambda}}_r^{(\ell)}$, $\dot{\lambda}_r^{(\ell)}$ and $\dot{M}_r^{(\ell)}$. For example, at 1ℓ order, Eqs. (75a) and (84a) for $\dot{\mathcal{K}}_1^{r(1)}$ yield

$$\dot{w}_r^{(1)} = \Gamma_{2'}^r \circ \dot{\Pi}_r \circ \Gamma_2^r = w_r \cdot \lambda_r \circ \dot{\Pi}_r \circ \bar{\lambda}_r \cdot w_r, \quad (85)$$

consistent with Eq. (48a). Similarly, for $\dot{\mathcal{K}}_2^{r(1)}$, we obtain

$$\begin{aligned} \dot{\bar{\lambda}}_r^{(1)} \cdot w_r + T_r \circ \Pi_r \circ \dot{w}_r^{(1)} &= \bar{\Gamma}_{2'}^r \circ \dot{\Pi}_r \circ \Gamma_2^r \\ &= T_r \circ \dot{\Pi}_r \circ \bar{\lambda}_r \cdot w_r + T_r \circ \Pi_r \circ w_r \cdot \lambda_r \circ \dot{\Pi}_r \circ \bar{\lambda}_r \cdot w_r. \end{aligned} \quad (86)$$

The second terms on the left and right cancel due to Eq. (85). The remaining terms, right-multiplied by w_r^{-1} , yield $\dot{\bar{\lambda}}_r^{(1)} = T_r \circ \dot{\Pi}_r \circ \bar{\lambda}_r$, consistent with Eq. (48a). All of the equations (48) can be derived in this manner.

5 Conclusions and outlook

The SBE decomposition of the four-point vertex was originally introduced in Hubbard-like models respecting SU(2) spin symmetry and was written in terms of physical (e.g., spin and charge) channels [26]. Inspired by Refs. [25–30], we here formulated the SBE decomposition without specifying the structure of non-frequency arguments (such as position or momentum, spin, etc.) starting from the parquet equations for general fermionic models. The only restriction on the structure of the bare vertex U is that, apart from being frequency-conserving, it is otherwise constant in frequency. Our formulation can thus be used as a starting point for a rather general class of models. It can also be easily extended to the Keldysh formalism or to other types of particles such as bosons or real fermions.

In this generalized framework, we re-derived self-consistent equations for the ingredients of the SBE decomposition $\nabla_r = \bar{\lambda}_r \cdot w_r \cdot \lambda_r$, the so-called SBE equations, by separating the BSEs for the two-particle reducible vertices regarding their U -reducibility. The U -reducible ∇_r have a transparent interpretation through bosonic exchange fluctuations and Hedin vertices, describing the coupling of these bosonic fluctuations to fermions. As our main result, we derived multiloop flow equations for the SBE ingredients in two different ways: first by inserting the SBE

decomposition into parquet mFRG and second by differentiating the SBE equations. Thereby, we presented the multiloop generalization of the 1ℓ SBE flow of Ref. [31]. In addition, we gave a detailed discussion of the relation between the SBE ingredients, M_r and $\nabla_r = \bar{\lambda}_r \cdot w_r \cdot \lambda_r$, and the asymptotic classes \mathcal{K}_i^r of the two-particle reducible vertices. Finally, we also presented multiloop flow equations for the \mathcal{K}_i^r and thus provided a unified formulation for the mFRG treatment of the parquet and the SBE vertex decompositions.

A numerical study of the SBE mFRG flow for relevant model systems, such as the single-impurity Anderson model or the Hubbard model, is left for future work. Below, we outline some open questions to be addressed.

The numerically most expensive SBE ingredient is the fully U -irreducible vertex $\varphi^{U\text{irr}}$, involving the multi-boson exchange terms M_r , because these all depend on three frequency arguments. One may hope that, for certain applications, it might suffice to neglect $\varphi^{U\text{irr}}$ (as done in Ref. [35] for a DMFT treatment of the Hubbard model), or to treat it in a cheap fashion, e.g., by not keeping track of its full frequency dependence or by not letting it flow (cf. Ref. [31]). This spoils the parquet two-particle self-consistency while retaining SBE self-consistency. It is an interesting open question which of the main qualitative features of the parquet solution, such as fulfillment of the Mermin–Wagner theorem [52], remain intact this way.

One formal feature, namely regulator independence, is maintained if multiloop flow equations in the SBE approximation are used. These equations are derived by setting $\varphi^{U\text{irr}} = 0$ and $\dot{M}_r = 0$ from the beginning (Sec. 3.4) and are actually simpler than those obtained by setting $\dot{M}_r = 0$ in the full SBE mFRG flow. We left the derivation of a self-energy flow directly within the SBE approximation for future work. The combination of such a self-energy flow with the vertex flow of Sec. 3.4 would constitute the total derivative of the SBE approximation. Therefore, if loop convergence can be achieved when integrating these simplified flow equations, the results will be regulator independent, just as for the full SBE mFRG flow with $\varphi^{U\text{irr}} = \sum_r M_r$ and $\dot{M}_r \neq 0$, reproducing the PA.

Even if it turns out that a full treatment of $\varphi^{U\text{irr}}$ is required for capturing essential qualitative features of the vertex, this might still be numerically cheaper than a full treatment of \mathcal{K}_3 . The reason is that each \mathcal{K}_3^r contains a contribution, the $\mathcal{K}_2^r \cdot w_r^{-1} \cdot \mathcal{K}_2^r$ term in Eq. (79), which is included not in M_r but in ∇_r , and parametrized through the numerically cheaper Hedin vertices and screened interactions, see Fig. 11. If these terms decay comparatively slowly with frequency, their treatment via the \mathcal{K}_i^r decomposition would be numerically expensive, and the SBE decomposition could offer a numerically cheaper alternative. A systematic comparison of the numerical costs required to compute the multiloop flow of the two decompositions should thus be a main goal of future work.

Acknowledgments We thank F. Krien, J. Halbinger, and N. Ritz for critical reading of the manuscript. This research is part of the Munich Quantum Valley, which is sup-

ported by the Bavarian state government with funds from the Hightech Agenda Bayern Plus. We acknowledge funding for M.G. from the International Max Planck Research School for Quantum Science and Technology (IMPRS-QST), for A.G. and J.v.D. from the Deutsche Forschungsgemeinschaft under Germany's Excellence Strategy EXC-2111 (Project No. 390814868), and for F.B.K. from the Alexander von Humboldt Foundation through the Feodor Lynen Fellowship.

Author contributions

M.G., E.W., A.G., and F.B.K. contributed to the derivation of the presented equations. All authors jointly prepared the manuscript.

A Diagrams of SBE ingredients

Figure 12 illustrates which parts of the U - r -reducible diagrams ∇_r belong to the Hedin vertices $\bar{\lambda}_r, \lambda_r$ and which parts belong to the screened interactions w_r (for exemplary low-order diagrams, see Figure 5).

B Diagrams of asymptotic classes

We illustrate the channel-specific frequency parametrizations of the vertex (Fig. 3) in second-order perturbation theory in Fig. 13. The bosonic frequency ω_r is transferred through the bubble in which each diagram is reducible, while the fermionic frequencies ν_r, ν'_r parametrize the frequency dependence on each side of the bubble. Evidently, the internal propagator lines only depend on the bosonic transfer frequency of the corresponding channel (and the internal integration frequency). The external fermionic frequency ν_r flows in and out at the same bare vertex, and so does ν'_r at another bare vertex, such that the value of each diagram is independent of ν_r, ν'_r . This notion can be generalized [16], leading to the decomposition of each U - r -reducible vertex γ_r into four different asymptotic classes, $\mathcal{K}_1^r + \mathcal{K}_2^r + \mathcal{K}_2^{\prime r} + \mathcal{K}_3^r$, depicted diagrammatically in Fig. 14. A formal definition is given by Eqs. (69) in the main text.

C Relation to SBE in physical channels

The SBE decomposition was originally defined in terms of the charge, spin, and singlet pairing channels [26]. These involve specific linear combinations of the spin components, chosen to diagonalize the spin structure in the BSEs for SU(2)-symmetric systems [9]. Assuming SU(2) spin symmetry, we show below how these ‘‘physical’’ SBE channels are related to the ‘‘diagrammatic’’ SBE channels used in the main text.

By spin conservation, each incoming spin $\sigma \in \{\uparrow, \downarrow\}$ must also come out of a vertex. The nonzero components thus are

$$\Gamma^{\sigma\bar{\sigma}} = \Gamma^{\sigma\bar{\sigma}|\sigma\bar{\sigma}}, \quad \hat{\Gamma}^{\sigma\bar{\sigma}} = \Gamma^{\sigma\bar{\sigma}|\bar{\sigma}\sigma}, \quad \Gamma^{\sigma\sigma} = \Gamma^{\sigma\sigma|\sigma\sigma}. \quad (87)$$

Furthermore, crossing symmetry relates $\Gamma^{\uparrow\downarrow}$ and $\hat{\Gamma}^{\uparrow\downarrow}$, and SU(2) spin symmetry yields $\Gamma^{\sigma\sigma} = \Gamma^{\sigma\bar{\sigma}} + \hat{\Gamma}^{\sigma\bar{\sigma}}$ [53].

On the level of the full vertex, one defines the charge, spin, and singlet or triplet pairing channels as [9, 38]

$$\Gamma^{\text{ch/sp}} = \Gamma^{\uparrow\uparrow} \pm \Gamma^{\uparrow\downarrow}, \quad \Gamma^{\text{tr/si}} = \Gamma^{\uparrow\downarrow} \pm \hat{\Gamma}^{\uparrow\downarrow}. \quad (88)$$

This notation carries over to all vertex objects like $\nabla_r^\alpha, \lambda_r^\alpha$ and w_r^α , with α denoting ch, sp, si, or tr.

The bare vertex has $U^{\uparrow\uparrow} = 0$ and $U^{\uparrow\downarrow} = -\hat{U}^{\uparrow\downarrow}$, so that

$$U^{\text{ch/sp}} = U^{\uparrow\uparrow} \pm U^{\uparrow\downarrow} = \pm U^{\uparrow\downarrow}, \quad (89a)$$

$$U^{\text{si}} = U^{\uparrow\downarrow} - \hat{U}^{\uparrow\downarrow} = 2U^{\uparrow\downarrow}. \quad (89b)$$

The bare interaction U^{tr} in the triplet pairing channel vanishes and does not give a U -reducible contribution [26].

We now show that, if the ingredients of the SBE decomposition Eq. (41a) are expressed through the physical charge and spin components (ch, sp) rather than the diagrammatic components ($\uparrow\uparrow, \uparrow\downarrow$) used here, one indeed obtains the original form of the SBE decomposition depicted in Fig. 1 of Ref. [26].

This is trivial to see for the fully U -irreducible part $\varphi^{U\text{irr}}$ (analogous to Eq. (88)) and the bare vertex U (Eq. (89)). It remains to show that for the U - r -reducible terms $\nabla_r = \bar{\lambda}_r \bullet w_r \bullet \lambda_r$, the components ∇_r^α have the form given in Fig. 1 of Ref. [26], with $\alpha = \text{ch}$ or sp .

We start with the t channel. Defining sign factors for charge and spin channels, $s^{\text{ch}} = 1$ and $s^{\text{sp}} = -1$, we have

$$\begin{aligned} \nabla_t^\alpha &= \nabla_t^{\uparrow\uparrow} + s^\alpha \nabla_t^{\uparrow\downarrow} \\ &= \bar{\lambda}_t^{\sigma\uparrow|\sigma\uparrow} w_t^{\sigma'\sigma|\sigma'\sigma} \lambda_t^{\uparrow\sigma'|\uparrow\sigma'} + s^\alpha \bar{\lambda}_t^{\sigma\downarrow|\sigma\downarrow} w_t^{\sigma'\sigma|\sigma'\sigma} \lambda_t^{\uparrow\sigma'|\uparrow\sigma'}. \end{aligned} \quad (90)$$

Here, we sum as usual over spin indices σ, σ' . Making use of $w_t^{\uparrow\uparrow} = w_t^{\downarrow\downarrow}, w_t^{\uparrow\downarrow} = w_t^{\downarrow\uparrow}$, and similarly for $\bar{\lambda}_t, \lambda_t$, we can collect the summands as

$$\begin{aligned} \nabla_t^\alpha &= (\bar{\lambda}_t^{\uparrow\uparrow} + s^\alpha \bar{\lambda}_t^{\downarrow\downarrow})(w_t^{\uparrow\uparrow} + s^\alpha w_t^{\downarrow\downarrow})(\lambda_t^{\uparrow\uparrow} + s^\alpha \lambda_t^{\downarrow\downarrow}) \\ &= \bar{\lambda}_t^\alpha w_t^\alpha \lambda_t^\alpha, \end{aligned} \quad (91)$$

which is equivalent to ∇^{ph} in Ref. [26]. (Note that in our convention of depicting diagrams, all diagrams are mirrored along the diagonal from the top left to bottom right (i.e., the bottom left and top right legs are exchanged) compared to the convention used in Ref. [26]: The ph (ph) channel corresponds to the t (a) channel.)

We continue with the a channel, which is related to the t channel by crossing symmetry,

$$\hat{\Gamma}^{\uparrow\downarrow}(\omega_a, \nu_a, \nu'_a) = -\Gamma^{\uparrow\downarrow}(\omega_t = \omega_a, \nu_t = \nu_a, \nu'_t = \nu'_a). \quad (92)$$

The frequency arguments on the right are defined according to the t -channel conventions (ω_t, ν_t, ν'_t), and then evaluated at the a -channel frequencies occurring on the left. In particular, we have (cf. Eq. (11) of Ref. [26])

$$\begin{aligned} \Gamma^\alpha(\omega_a, \nu_a, \nu'_a) &= -\frac{1}{2} [\Gamma^{\text{ch}} + (1 + 2s^\alpha)\Gamma^{\text{sp}}] (\omega_t = \omega_a, \nu_t = \nu_a, \nu'_t = \nu'_a). \end{aligned} \quad (93)$$

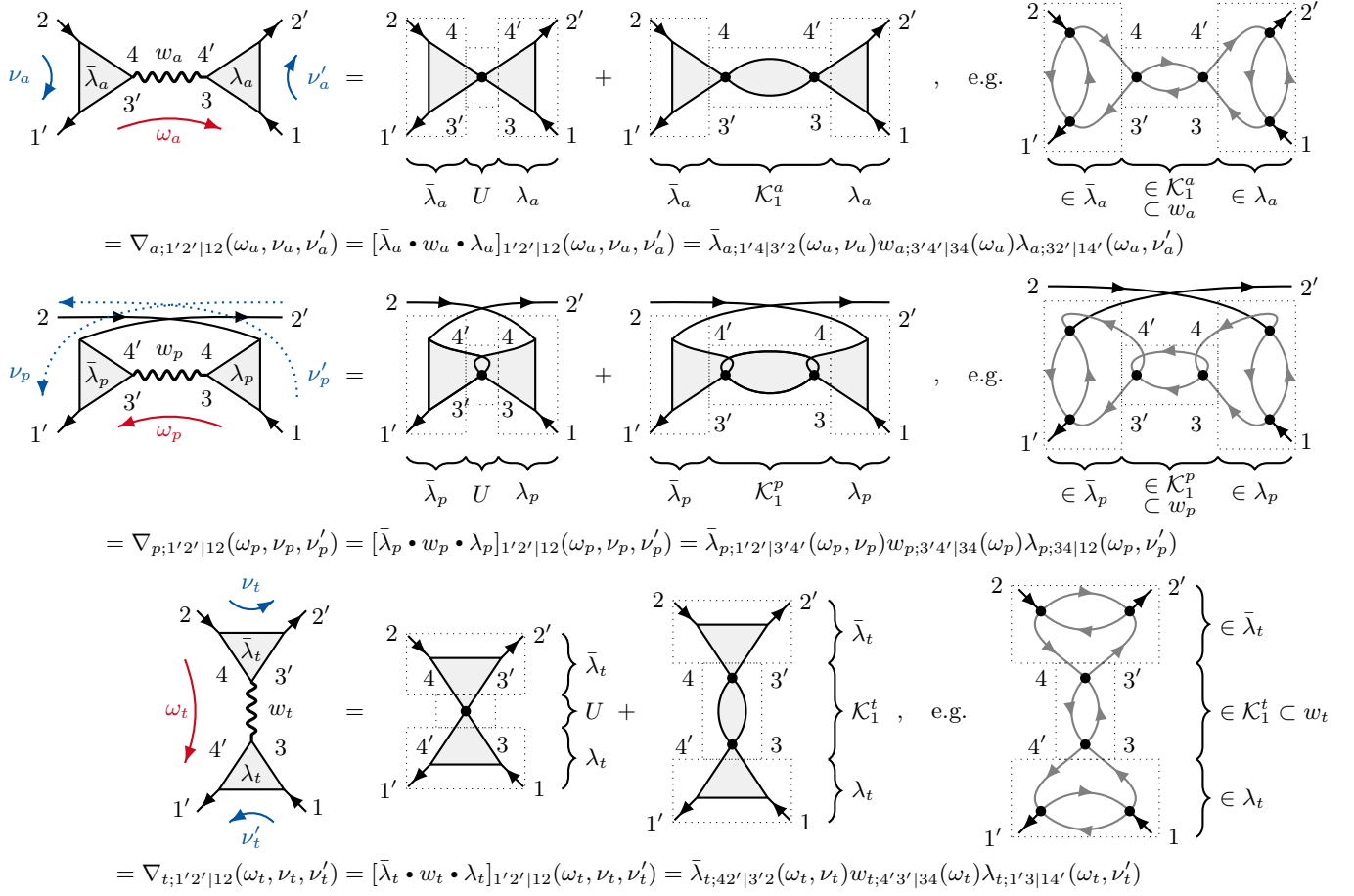


Figure 12. Illustration of the structure of ∇_r using $w_r = U + \mathcal{K}_1^r$ (Eq. (76)), including an exemplary sixth-order diagram. While $\bar{\lambda}_r$, w_r , λ_r factorize w.r.t. their frequency dependence (since they are connected by bare vertices in ∇_r), they are viewed as four-point objects w.r.t. the other quantum numbers (the internal indices 3, 3', 4, 4' have to be summed over, cf. Eq. (6)).

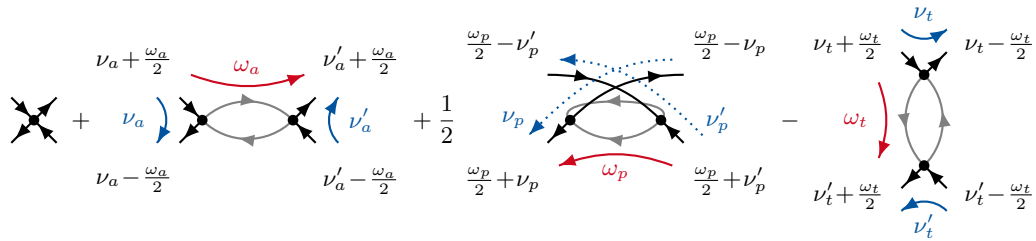


Figure 13. Diagrams in second-order perturbation theory including the channel-specific frequency parametrization.

The U - a -reducible diagrams ∇_a can therefore be expressed through the U - t -reducible diagrams ∇_t :

$$\begin{aligned} \nabla_a^\alpha(\omega_a, \nu_a, \nu'_a) \\ = -\frac{1}{2} [\bar{\lambda}_t^{\text{ch}} w_t^{\text{ch}} \lambda_t^{\text{ch}} + (1 + 2s^\alpha) \bar{\lambda}_t^{\text{sp}} w_t^{\text{sp}} \lambda_t^{\text{sp}}] (\omega_a, \nu_a, \nu'_a), \end{aligned} \quad (94)$$

reproducing ∇^{ph} in Ref. [26]. The frequency arguments on the right have the same meaning as in Eq. (92).

Last, we consider the p channel. With $\text{SU}(2)$ symmetry, $\nabla_p^{\uparrow\uparrow} = \nabla_p^{\downarrow\downarrow} + \hat{\nabla}_p^{\uparrow\downarrow}$, we have

$$\begin{aligned} \nabla_p^\alpha &= \nabla_p^{\uparrow\uparrow} + s^\alpha \nabla_p^{\uparrow\downarrow} = \hat{\nabla}_p^{\uparrow\downarrow} + (1 + s^\alpha) \nabla_p^{\downarrow\downarrow} \\ &= \bar{\lambda}_p^{\uparrow\downarrow|\sigma\bar{\sigma}} w_p^{\sigma\bar{\sigma}|\sigma'\bar{\sigma}'} \lambda_p^{\sigma'\bar{\sigma}'|\uparrow\downarrow} \\ &\quad + (1 + s^\alpha) \bar{\lambda}_p^{\uparrow\downarrow|\sigma\bar{\sigma}} w_p^{\sigma\bar{\sigma}|\sigma'\bar{\sigma}'} \lambda_p^{\sigma'\bar{\sigma}'|\downarrow\uparrow}. \end{aligned} \quad (95)$$

Note that the spins in the first and second pair of spin indices of w_p have to be opposite, $\sigma\bar{\sigma}$ and $\sigma'\bar{\sigma}'$, since they connect to the same bare vertex (cf. Fig. 12), and $U^{\sigma\sigma} = 0$. Furthermore, the crossing relation $U^{\uparrow\downarrow} = -\hat{U}^{\uparrow\downarrow}$ implies

$$\begin{aligned}
 \gamma_a(\omega_a, \nu_a, \nu'_a) &= \mathcal{K}_1^a(\omega_a) + \mathcal{K}_2^a(\omega_a, \nu_a) + \mathcal{K}_{2'}^a(\omega_a, \nu'_a) + \mathcal{K}_3^a(\omega_a, \nu_a, \nu'_a), \\
 \gamma_p(\omega_p, \nu_p, \nu'_p) &= \mathcal{K}_1^p(\omega_p) + \mathcal{K}_2^p(\omega_p, \nu_p) + \mathcal{K}_{2'}^p(\omega_p, \nu'_p) + \mathcal{K}_3^p(\omega_p, \nu_p, \nu'_p), \\
 \gamma_t(\omega_t, \nu_t, \nu'_t) &= \mathcal{K}_1^t(\omega_t) + \mathcal{K}_2^t(\omega_t, \nu_t) + \mathcal{K}_{2'}^t(\omega_t, \nu'_t) + \mathcal{K}_3^t(\omega_t, \nu_t, \nu'_t).
 \end{aligned}$$

Figure 14. Illustration of the decomposition of the two-particle reducible vertices γ_r into asymptotic classes, $\mathcal{K}_1^r + \mathcal{K}_2^r + \mathcal{K}_{2'}^r + \mathcal{K}_3^r$.

$w_p^{\uparrow\downarrow} = -\hat{w}_p^{\uparrow\downarrow}$. By use of this, we can combine the terms in the spin sums as

$$\begin{aligned}
 \nabla_p^\alpha &= \frac{s^\alpha}{2} (\bar{\lambda}_p^{\uparrow\downarrow} - \hat{\lambda}_p^{\uparrow\downarrow}) (w_p^{\uparrow\downarrow} - \hat{w}_p^{\uparrow\downarrow}) (\lambda_p^{\uparrow\downarrow} - \hat{\lambda}_p^{\uparrow\downarrow}) \\
 &= \frac{s^\alpha}{2} \bar{\lambda}_p^{\text{si}} w_p^{\text{si}} \lambda_p^{\text{si}}, \quad (96)
 \end{aligned}$$

which gives ∇^{PP} in Ref. [26].

In summary, we thus reproduce the decomposition of Ref. [26]:

$$\Gamma^\alpha = \varphi^{U_{\text{irr},\alpha}} + \nabla_a^\alpha + \nabla_p^\alpha + \nabla_t^\alpha - 2U^\alpha, \quad (97a)$$

where the the U - r -reducible parts are defined as

$$\begin{aligned}
 \nabla_a^\alpha(\omega_a, \nu_a, \nu'_a) &= -\frac{1}{2} \nabla_t^{\text{ch}}(\omega_a, \nu_a, \nu'_a) \\
 &\quad - \left(\frac{3}{2} - 2\delta_{\alpha,\text{sp}}\right) \nabla_t^{\text{sp}}(\omega_a, \nu_a, \nu'_a), \quad (97b)
 \end{aligned}$$

$$\nabla_p^\alpha(\omega_p, \nu_p, \nu'_p) = \left(\frac{1}{2} - \delta_{\alpha,\text{sp}}\right) [\bar{\lambda}_p^{\text{si}} w_p^{\text{si}} \lambda_p^{\text{si}}](\omega_p, \nu_p, \nu'_p), \quad (97c)$$

$$\nabla_t^\alpha(\omega_t, \nu_t, \nu'_t) = [\bar{\lambda}_t^\alpha w_t^\alpha \lambda_t^\alpha](\omega_t, \nu_t, \nu'_t). \quad (97d)$$

D Correlators and susceptibilities

Reference [26] established that the SBE ingredients $\bar{\lambda}_r$, w_r , λ_r are related to three-point correlators and generalized susceptibilities. For completeness, we illustrate here how these relations arise within the present framework. The starting point is the general relation between the four-

point correlator $G^{(4)}$ and the four-point vertex Γ ,

$$\begin{aligned}
 G_{12|1'2'}^{(4)} &= \langle c_1 c_2 \bar{c}_{2'} \bar{c}_{1'} \rangle = G_{1|1'} G_{2|2'} - G_{1|2'} G_{2|1'} \\
 &\quad + G_{1|5'} G_{2|6'} \Gamma_{5'6'|56} G_{5|1'} G_{6|2'}. \quad (98)
 \end{aligned}$$

By combining two fermionic fields, one obtains the bosonic exchange field ψ , the pairing field ϕ , and its conjugate $\bar{\phi}$,

$$\psi_{12'}(\omega) = \sum_\nu c_1 \left(\nu - \frac{\omega}{2}\right) \bar{c}_{2'} \left(\nu + \frac{\omega}{2}\right) = \bar{\psi}_{2'1}(-\omega), \quad (99a)$$

$$\phi_{12}(\omega) = \sum_\nu c_1 \left(\frac{\omega}{2} + \nu\right) c_2 \left(\frac{\omega}{2} - \nu\right), \quad (99b)$$

$$\bar{\phi}_{1'2'}(\omega) = \sum_{\nu'} \bar{c}_{2'} \left(\frac{\omega}{2} - \nu'\right) \bar{c}_{1'} \left(\frac{\omega}{2} + \nu'\right). \quad (99c)$$

Three-point correlators and bosonic two-point correlators involving these fields can be obtained from $G^{(4)}$ by summing over the frequency $\nu_r^{(i)}$ in the channel-specific parametrization (cf. Eq. (17) and Fig. 3):

$$\bar{G}_{r;12|1'2'}^{(3)}(\omega_r, \nu_r) = \sum_{\nu_r'} G_{12|1'2'}^{(4)}(\omega_r, \nu_r, \nu_r'), \quad (100a)$$

$$G_{r;12|1'2'}^{(3)}(\omega_r, \nu_r) = \sum_{\nu_r} G_{12|1'2'}^{(4)}(\omega_r, \nu_r, \nu_r'), \quad (100b)$$

$$D_{r;12|1'2'}(\omega_r) = \sum_{\nu_r, \nu_r'} G_{12|1'2'}^{(4)}(\omega_r, \nu_r, \nu_r'). \quad (100c)$$

For example, in the p channel, we have,

$$\bar{G}_{p;12|1'2'}^{(3)} = \langle c_1 c_2 \bar{\phi}_{1'2'} \rangle, \quad D_{p;12|1'2'} = \langle \phi_{12} \bar{\phi}_{1'2'} \rangle. \quad (101)$$

The four-point correlator $G^{(4)}$ is closely related to the generalized susceptibilities $\chi_r^{(4)}$ [38]:

$$\begin{aligned}\chi_{a;12|1'2'}^{(4)}(\omega_a, \nu_a, \nu'_a) &= G_{12|1'2'}^{(4)}(\omega_a, \nu_a, \nu'_a) + \delta_{\omega_a, 0} G_{1|2'}(\nu_a) G_{2|1'}(\nu'_a) \\ &= \delta_{\nu_a \nu'_a} \Pi_{a;12|1'2'}(\omega_a, \nu_a) + [\Pi_a \circ \Gamma \circ \Pi_a]_{12|1'2'}(\omega_a, \nu_a, \nu'_a),\end{aligned}\quad (102a)$$

$$\begin{aligned}\chi_{p;12|1'2'}^{(4)}(\omega_p, \nu_p, \nu'_p) &= \frac{1}{4} G_{12|1'2'}^{(4)}(\omega_p, \nu_p, \nu'_p) \\ &= \delta_{\nu_p \nu'_p} \frac{1}{2} \Pi_{p;12|1'2'}(\omega_p, \nu_p) - \delta_{\nu_p, -\nu'_p} \frac{1}{2} \Pi_{p;12|2'1'}(\omega_p, \nu_p) \\ &\quad + [\Pi_p \circ \Gamma \circ \Pi_p]_{12|1'2'}(\omega_p, \nu_p, \nu'_p),\end{aligned}\quad (102b)$$

$$\begin{aligned}\chi_{t;12|1'2'}^{(4)}(\omega_t, \nu_t, \nu'_t) &= G_{12|1'2'}^{(4)}(\omega_t, \nu_t, \nu'_t) - \delta_{\omega_t, 0} G_{1|1'}(\nu'_t) G_{2|2'}(\nu_t) \\ &= \delta_{\nu_t \nu'_t} \Pi_{t;12|1'2'}(\omega_t, \nu_t) + [\Pi_t \circ \Gamma \circ \Pi_t]_{12|1'2'}(\omega_t, \nu_t, \nu'_t).\end{aligned}\quad (102c)$$

In analogy to Eqs. (100), we then obtain three-point functions $\bar{\chi}_r^{(3)}$, $\chi_r^{(3)}$ and physical susceptibilities χ_r by summing over frequencies:

$$\bar{\chi}_{r;12|1'2'}^{(3)}(\omega_r, \nu_r) = \sum_{\nu'_r} \chi_{r;12|1'2'}^{(4)}(\omega_r, \nu_r, \nu'_r), \quad (103a)$$

$$\chi_{r;12|1'2'}^{(3)}(\omega_r, \nu'_r) = \sum_{\nu_r} \chi_{r;12|1'2'}^{(4)}(\omega_r, \nu_r, \nu'_r), \quad (103b)$$

$$\chi_{r;12|1'2'}(\omega_r) = \sum_{\nu_r, \nu'_r} \chi_{r;12|1'2'}^{(4)}(\omega_r, \nu_r, \nu'_r). \quad (103c)$$

The prefactor $\frac{1}{4}$ in Eq. (102b) ensures that the susceptibility χ_r in Eq. (103c) is consistent with its counterpart in the main text (cf. Eq. (45c)).

To make a connection between $\bar{\chi}_r^{(3)}$, $\chi_r^{(3)}$, χ_r and SBE objects, we use Eqs. (102), multiply by the bare interaction U , and express the result in terms of the four-point vertex:

$$\bar{\chi}_r^{(3)} \cdot U = \Pi_r \circ (U + \Gamma \circ \Pi_r \circ U), \quad (104a)$$

$$U \cdot \chi_r^{(3)} = (U + U \circ \Pi_r \circ \Gamma) \circ \Pi_r, \quad (104b)$$

$$U \cdot \chi_r \cdot U = U \circ \Pi_r \circ U + U \circ \Pi_r \circ \Gamma \circ \Pi_r \circ U. \quad (104c)$$

Finally, comparing these expressions to Eqs. (42)–(44) shows their relation to the SBE ingredients:

$$\bar{\chi}_r^{(3)} = \Pi_r \circ \bar{\lambda}_r \cdot w_r \cdot U^{-1} = \Pi_r \circ \bar{\Gamma}_r^{(3)}, \quad (105a)$$

$$\chi_r^{(3)} = U^{-1} \cdot w_r \cdot \lambda_r \circ \Pi_r = \Gamma_r^{(3)} \circ \Pi_r, \quad (105b)$$

$$\chi_r = U^{-1} \cdot (w_r - U) \cdot U^{-1}. \quad (105c)$$

These relations are analogous to those given in Eqs. (6), (8) and (15) in Ref. [26]. Relations between the bosonic correlators $\bar{G}_r^{(3)}$, $G_r^{(3)}$, D_r from Eqs. (100) and the SBE ingredients $\bar{\lambda}_r$, w_r , λ_r are analogous up to disconnected terms and can be readily constructed from Eqs. (103),

(102), and (105). For example, in the a channel, we have

$$\begin{aligned}\bar{G}_{a;12|1'2'}^{(3)}(\omega_a, \nu_a) &= [\Pi_a \circ \bar{\lambda}_a \cdot w_a \cdot U^{-1}]_{12|1'2'}(\omega_a, \nu_a) \\ &\quad - \delta_{\omega_a, 0} G_{1|2'}(\nu_a) \sum_{\nu'_a} G_{2|1'}(\nu'_a), \\ D_{a;12|1'2'}(\omega_a) &= [U^{-1} \cdot (w_a - U) \cdot U^{-1}]_{12|1'2'}(\omega_a) \\ &\quad - \delta_{\omega_a, 0} \sum_{\nu_a} G_{1|2'}(\nu_a) \sum_{\nu'_a} G_{2|1'}(\nu'_a).\end{aligned}\quad (106)$$

E Susceptibilities for Hubbard interaction

The susceptibilities defined in Eq. (45c) and in App. D exhibit general dependencies w.r.t. their non-frequency indices $12|1'2'$. In the following, we show how they are related to physical charge, spin, and pairing susceptibilities. To this end, we focus on models with a local (momentum-independent) bare interaction, which has only spin degrees of freedom subject to the Pauli principle. In the a and t channel, Eq. (44c) with $\mathcal{K}_1^r = w_r - U$ then reads

$$\mathcal{K}_1^{a; \sigma \sigma' | \sigma \sigma'} = U^{\sigma \bar{\sigma} | \bar{\sigma}' \sigma'} \chi_a^{\bar{\sigma}' \bar{\sigma} | \bar{\sigma} \bar{\sigma}'} U^{\bar{\sigma} \sigma' | \sigma \bar{\sigma}}, \quad (107a)$$

$$\mathcal{K}_1^{t; \sigma \sigma' | \sigma \sigma'} = U^{\bar{\sigma}' \sigma' | \bar{\sigma}' \sigma'} \chi_t^{\bar{\sigma} \bar{\sigma}' | \bar{\sigma} \bar{\sigma}'} U^{\sigma \bar{\sigma} | \sigma \bar{\sigma}}. \quad (107b)$$

We further specify $U^{\sigma \bar{\sigma} | \bar{\sigma}' \sigma'} = u(\delta_{\sigma \sigma'} - \delta_{\sigma \bar{\sigma}'})$, with the (scalar) bare interaction strength u . With SU(2) symmetry, $\chi_r^{\sigma_1 \sigma'_1 | \sigma_2 \sigma'_2} = \chi_r^{\bar{\sigma}_1 \bar{\sigma}'_1 | \bar{\sigma}_2 \bar{\sigma}'_2}$, Eq. (107) thus simplifies to

$$\chi_{a/t}^{\sigma \sigma' | \sigma \sigma'} = \mathcal{K}_1^{a/t; \sigma \sigma' | \sigma \sigma'} / u^2. \quad (108)$$

In the p channel, we have

$$\mathcal{K}_1^{p; \sigma \sigma' | \sigma \sigma'} = \sum_{\sigma_1 \sigma_2} U^{\sigma \sigma' | \sigma_1 \bar{\sigma}_1} \chi_p^{\sigma_1 \bar{\sigma}_1 | \sigma_2 \bar{\sigma}_2} U^{\sigma_2 \bar{\sigma}_2 | \sigma \sigma'} \quad (109a)$$

$$= U^{\sigma \sigma' | \sigma \sigma'} \tilde{\chi}_p^{\sigma \sigma' | \sigma \sigma'} U^{\sigma \sigma' | \sigma \sigma'}. \quad (109b)$$

Here, the second line (109b) follows from SU(2) and crossing symmetry. It employs

$$\begin{aligned}\tilde{\chi}_p(\omega_p) &= [\mathbf{1}_p \circ \tilde{\Pi}_p \circ \mathbf{1}_p](\omega_p) \\ &\quad + [\mathbf{1}_p \circ \tilde{\Pi}_p \circ \Gamma \circ \tilde{\Pi}_p \circ \mathbf{1}_p](\omega_p),\end{aligned}\quad (110)$$

where $\tilde{\Pi}_{p;34|3'4'} = G_{3|3'} G_{4|4'} = 2\Pi_{p;34|3'4'}$ does not include a prefactor $1/2$ (introduced in Eq. (5b) in order to avoid double counting within internal spin sums), since there are no spin sums in Eq. (109b). (This definition of the p susceptibility agrees with the related literature, e.g., Ref. [38].) With $U^{\sigma \sigma' | \sigma \sigma'} = -u\delta_{\sigma \bar{\sigma}'}$, we can write

$$\tilde{\chi}_p^{\sigma \sigma' | \sigma \sigma'} = \delta_{\sigma \bar{\sigma}'} \mathcal{K}_1^{p; \sigma \sigma' | \sigma \sigma'} / u^2, \quad (111)$$

in analogy to Eq. (108).

The relation between these “diagrammatic” susceptibilities χ_r and their “physical” counterparts can be made explicit by means of the bilinears

$$\rho_{\sigma\sigma'} = \bar{c}_\sigma c_{\sigma'}, \quad \delta\rho_{\sigma\sigma'} = \rho_{\sigma\sigma'} - \langle \rho_{\sigma\sigma} \rangle \delta_{\sigma\sigma'} \quad (112a)$$

$$\bar{\rho}_{\sigma\sigma'} = c_\sigma c_{\sigma'}, \quad \rho_{\sigma\sigma'}^+ = \bar{c}_{\sigma'} \bar{c}_\sigma. \quad (112b)$$

Then, we have in the imaginary-time domain

$$\chi_a^{\sigma\sigma'|\sigma\sigma'}(\tau) = -\langle \delta\rho_{\sigma\sigma'}(\tau) \delta\rho_{\sigma\sigma'}(0) \rangle, \quad (113a)$$

$$\tilde{\chi}_p^{\sigma\sigma'|\sigma\sigma'}(\tau) = \langle \rho_{\sigma\sigma'}^-(\tau) \rho_{\sigma\sigma'}^+(0) \rangle, \quad (113b)$$

$$\chi_t^{\sigma\sigma'|\sigma\sigma'}(\tau) = \langle \delta n_\sigma(\tau) \delta n_{\sigma'}(0) \rangle. \quad (113c)$$

with $n_\sigma = \rho_{\sigma\sigma}$. Choosing the spin arguments as $\chi_r^{\uparrow\downarrow} = \chi_r^{\uparrow\downarrow\uparrow\downarrow}$, we furthermore get

$$\chi_a^{\uparrow\downarrow}(\tau) = -\langle S_-(\tau) S_+ \rangle, \quad (114a)$$

$$\tilde{\chi}_p^{\uparrow\downarrow}(\tau) = \langle \Delta_{\text{si}}(\tau) \Delta_{\text{si}}^\dagger(0) \rangle, \quad (114b)$$

$$\chi_t^{\uparrow\downarrow}(\tau) = \langle \delta n_\uparrow(\tau) \delta n_\downarrow(0) \rangle. \quad (114c)$$

Hence, $\chi_a^{\uparrow\downarrow}$ describes spin fluctuations ($S_- = \bar{c}_\downarrow c_\uparrow$, $S_+ = \bar{c}_\uparrow c_\downarrow$) and $\tilde{\chi}_p^{\uparrow\downarrow}$ singlet pairing fluctuations ($\Delta_{\text{si}} = c_\uparrow c_\downarrow$). By SU(2) spin symmetry, $\frac{1}{2}\chi_a^{\uparrow\downarrow}(\tau) = -\langle S_z(\tau) S_z \rangle$, with $S_z = \frac{1}{2}(n_\uparrow - n_\downarrow) = \frac{1}{2}(\delta n_\uparrow - \delta n_\downarrow)$. It then follows that

$$\begin{aligned} \chi_t^{\uparrow\downarrow}(\tau) - \frac{1}{2}\chi_a^{\uparrow\downarrow}(\tau) &= \frac{1}{2}(\langle \delta n_\uparrow(\tau) \delta n_\uparrow \rangle + \langle \delta n_\uparrow(\tau) \delta n_\downarrow \rangle) \\ &= \frac{1}{4}\langle \delta n(\tau) \delta n \rangle \end{aligned} \quad (115)$$

describes charge fluctuations with $n = n_\uparrow + n_\downarrow$.

References

1. T. Schäfer, N. Wentzell, F. Šimkovic, Y.Y. He, C. Hille, M. Klett, C.J. Eckhardt, B. Arzhang, V. Harkov, F.M. Le Régent et al., Phys. Rev. X **11**, 011058 (2021)
2. W. Metzner, M. Salmhofer, C. Honerkamp, V. Meden, K. Schönhammer, Rev. Mod. Phys. **84**, 299 (2012)
3. P. Kopietz, L. Bartosch, F. Schütz, *Introduction to the functional renormalization group*, Vol. 798 (Springer, 2010)
4. J. Diekmann, S.G. Jakobs, Phys. Rev. B **103**, 155156 (2021)
5. F.B. Kugler, J. von Delft, Phys. Rev. B **97** (2018)
6. F.B. Kugler, J. von Delft, Phys. Rev. Lett. **120** (2018)
7. F.B. Kugler, J. von Delft, New J. Phys. **20**, 123029 (2018)
8. B. Roulet, J. Gavoret, P. Nozières, Phys. Rev. **178**, 1072 (1969)
9. N.E. Bickers, in *in: Sénéchal D., Tremblay A.-M., Bourbonnais C. (eds), Theoretical Methods for Strongly Correlated Electrons, CRM Series in Mathematical Physics* (Springer, New York, 2004)
10. A. Tagliavini, C. Hille, F.B. Kugler, S. Andergassen, A. Toschi, C. Honerkamp, SciPost Phys. **6**, 9 (2019)
11. C. Hille, F.B. Kugler, C.J. Eckhardt, Y.Y. He, A. Kauch, C. Honerkamp, A. Toschi, S. Andergassen, Phys. Rev. Research **2**, 033372 (2020)
12. J. Thoenniss, M.K. Ritter, F.B. Kugler, J. von Delft, M. Punk, arXiv:2011.01268 [cond-mat.str-el] (2020)
13. D. Kiese, T. Müller, Y. Iqbal, R. Thomale, S. Trebst, Phys. Rev. Research **4**, 023185 (2022)
14. P. Chalupa-Gantner, F.B. Kugler, C. Hille, J. von Delft, S. Andergassen, A. Toschi, Phys. Rev. Research **4**, 023050 (2022)
15. G. Li, N. Wentzell, P. Pudleiner, P. Thunström, K. Held, Phys. Rev. B **93**, 165103 (2016)
16. N. Wentzell, G. Li, A. Tagliavini, C. Taranto, G. Rohringer, K. Held, A. Toschi, S. Andergassen, Phys. Rev. B **102**, 085106 (2020)
17. C. Husemann, M. Salmhofer, Phys. Rev. B **79**, 195125 (2009)
18. C. Husemann, K.U. Giering, M. Salmhofer, Phys. Rev. B **85**, 075121 (2012)
19. E.A. Stepanov, A. Huber, E.G.C.P. van Loon, A.I. Lichtenstein, M.I. Katsnelson, Phys. Rev. B **94**, 205110 (2016)
20. E.A. Stepanov, S. Brener, F. Krien, M. Harland, A.I. Lichtenstein, M.I. Katsnelson, Phys. Rev. Lett. **121**, 037204 (2018)
21. E.A. Stepanov, A. Huber, A.I. Lichtenstein, M.I. Katsnelson, Phys. Rev. B **99**, 115124 (2019)
22. E.A. Stepanov, V. Harkov, A.I. Lichtenstein, Phys. Rev. B **100**, 205115 (2019)
23. V. Harkov, M. Vandelli, S. Brener, A.I. Lichtenstein, E.A. Stepanov, Phys. Rev. B **103**, 245123 (2021)
24. E.A. Stepanov, Y. Nomura, A.I. Lichtenstein, S. Biermann, Phys. Rev. Lett. **127**, 207205 (2021)
25. F. Krien, Phys. Rev. B **99**, 235106 (2019)
26. F. Krien, A. Valli, M. Capone, Phys. Rev. B **100**, 155149 (2019)
27. F. Krien, A. Valli, Phys. Rev. B **100**, 245147 (2019)
28. F. Krien, A.I. Lichtenstein, G. Rohringer, Phys. Rev. B **102**, 235133 (2020)
29. F. Krien, A. Valli, P. Chalupa, M. Capone, A.I. Lichtenstein, A. Toschi, Phys. Rev. B **102**, 195131 (2020)
30. F. Krien, A. Kauch, K. Held, Phys. Rev. Research **3**, 013149 (2021)
31. P.M. Bonetti, A. Toschi, C. Hille, S. Andergassen, D. Vilardi, Phys. Rev. Research **4**, 013034 (2022)
32. C. Taranto, S. Andergassen, J. Bauer, K. Held, A. Katanin, W. Metzner, G. Rohringer, A. Toschi, Phys. Rev. Lett. **112**, 196402 (2014)
33. D. Vilardi, C. Taranto, W. Metzner, Phys. Rev. B **99**, 104501 (2019)
34. A.A. Katanin, Phys. Rev. B **99**, 115112 (2019)
35. V. Harkov, A.I. Lichtenstein, F. Krien, Phys. Rev. B **104**, 125141 (2021)
36. A. Altland, B.D. Simons, *Condensed matter field theory* (Cambridge University Press, 2010)
37. A. Kamenev, *Field theory of non-equilibrium systems* (Cambridge University Press, 2011)
38. G. Rohringer, A. Valli, A. Toschi, Phys. Rev. B **86**, 125114 (2012)
39. A. Toschi, A.A. Katanin, K. Held, Phys. Rev. B **75**, 045118 (2007)
40. K. Held, A.A. Katanin, A. Toschi, Prog. Theor. Phys. Supp. **176**, 117 (2008)
41. A.A. Katanin, Phys. Rev. B **70**, 115109 (2004)
42. T. Schäfer, G. Rohringer, O. Gunnarsson, S. Ciuchi, G. Sangiovanni, A. Toschi, Phys. Rev. Lett. **110**, 246405 (2013)
43. T. Schäfer, S. Ciuchi, M. Wallerberger, P. Thunström, O. Gunnarsson, G. Sangiovanni, G. Rohringer, A. Toschi, Phys. Rev. B **94**, 235108 (2016)

44. O. Gunnarsson, G. Rohringer, T. Schäfer, G. Sangiovanni, A. Toschi, *Phys. Rev. Lett.* **119**, 056402 (2017)
45. P. Chalupa, P. Gunacker, T. Schäfer, K. Held, A. Toschi, *Phys. Rev. B* **97**, 245136 (2018)
46. P. Thunström, O. Gunnarsson, S. Ciuchi, G. Rohringer, *Phys. Rev. B* **98**, 235107 (2018)
47. F.B. Kugler, S.S.B. Lee, J. von Delft, *Phys. Rev. X* **11**, 041006 (2021)
48. S.S.B. Lee, F.B. Kugler, J. von Delft, *Phys. Rev. X* **11**, 041007 (2021)
49. L. Hedin, *Phys. Rev.* **139**, A796 (1965)
50. E. Walter, Ph.D. thesis, Ludwig-Maximilians-Universität München (2021)
51. S. Aguirre Lamus, Master's thesis, Ludwig-Maximilians-Universität München (2020)
52. N.E. Bickers, D.J. Scalapino, *Phys. Rev. B* **46**, 8050 (1992)
53. G. Rohringer, Ph.D. thesis, TU Wien (2013)