

Current cross-correlations in a quantum Hall collider at filling factor two

Edvin G. Idrisov,¹ Ivan P. Levkivskiy,² Eugene V. Sukhorukov,³ and Thomas L. Schmidt¹

¹*Department of Physics and Materials Science, University of Luxembourg, Luxembourg*

²*Dropbox Ireland, One Park Place, Hatch Street Upper, Dublin, Ireland*

³*Département de Physique Théorique, Université de Genève, CH-1211 Genève 4, Switzerland*

(Dated: January 21, 2022)

We use the non-equilibrium bosonization technique to study the effects of Coulomb interactions in mesoscopic electron colliders based on quantum Hall (QH) edge states at filling factor $\nu = 2$. The current cross-correlations and Fano factor, which carry the information about the exclusion statistics, are calculated. It is shown that both these quantities have a non-analytical dependence on the source transparency, which scales as $\log(1/T_s)$ at small $T_s \ll 1$. This is the consequence of electron-electron interactions in the outgoing non-equilibrium states of the collider.

The progress in experimental techniques at the nanoscale has allowed experimentalists to design composite systems based on quantum Hall (QH) edge states [1–4]. This development has already led to a better understanding of fundamental phenomena in mesoscopic physics, such as phase coherence [5–11], charge and heat quantization [12–18], as well as equilibration and relaxation [19–28]. In particular, these novel architectures have started the field of electron quantum optics, where devices and phenomena known from optics have been recreated in the electronic domain.

One essential element of these experimental setups is a quantum point contact (QPC), i.e., a narrow channel between two electrically conducting systems [29]. In the context of electron quantum optics, such QPCs act as electron beam splitters and provide a platform for tunneling experiments in the presence of different kind of injection sources [30, 31]. Particular examples are electron analogs of the photonic Hong-Ou-Mandel, Hanbury Brown and Twiss, Mach-Zehnder and Fabry-Perot experiments [32]. The current and shot noise through a QPC connecting integer and fractional QH edge states have been measured in several experiments [2]. These studies have made it possible to distinguish Fermi liquid and non-Fermi liquid phases in current-voltage characteristics and in the corresponding current noise [33–43]. Apart from that, it is worth mentioning that the noise provides one of the most straightforward methods to measure the effective charge of tunneling quasiparticles in the fractional QH regime [44].

Using a combination of QPCs, experimentalists were able recently to build *anyonic* colliders at a filling factor $\nu = 1/m$ (where m is an odd integer) [45]. Their measurements of the current cross-correlations at zero frequency and the generalized Fano factor have provided evidence for anyonic exchange statistics of charge carriers with an exchange phase $\pi/3$ for $m = 3$. This agrees with the theoretical predictions for the Laughlin state at $\nu = 1/3$ [46]. It is worth mentioning that the measurement of the noise in such colliders is an alternative method for the investigation of quasiparticle statistics, compared to the conventional Mach-Zehnder and Fabry-

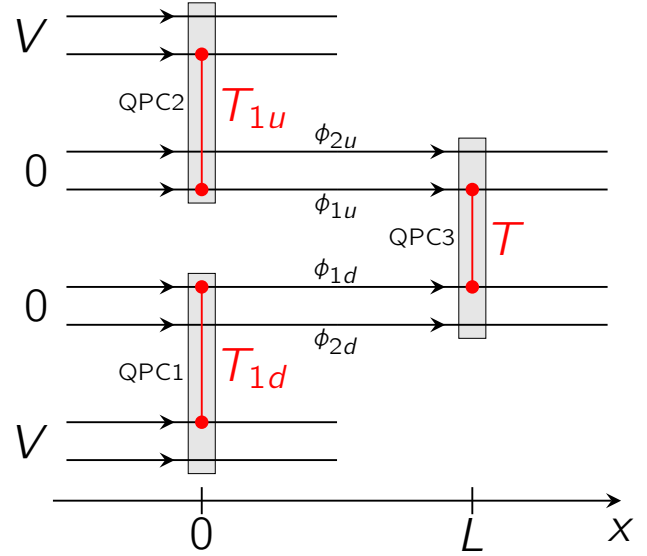


FIG. 1. Schematic picture of a mesoscopic electron collider based on QH edge states at filling factor $\nu = 2$. Two independent voltage-biased sources QPC1 and QPC2 with respective transparencies T_{1d} and T_{1u} generate non-equilibrium states at the upper and lower edges, which collide at QPC3 with transparency T . The zero-frequency current noise $j_{1u}(t)$ and $j_{1d}(t)$ after QPC3 is measured. The charge density fields are expressed in terms of non-equilibrium chiral boson fields $\phi_{\alpha s}(x, t)$ where $\alpha \in \{1, 2\}$ and $s \in \{u, d\}$.

Perot interferometers, where the measured current or conductance is sensitive to the exchange phase [47].

In this paper, we consider a mesoscopic electron collider based on QH edge states at integer filling factor $\nu = 2$, where the incoming non-equilibrium states are created using two quantum point contacts (QPC1 and QPC2), with respective transparencies $T_{1s} \ll 1$, where $s \in \{u, d\}$ denotes the upper and lower channels (see Fig. 1 for a schematic illustration). At zero temperature, the resulting incoming states have “double-step” distribution functions $f_{1s}(\epsilon) = \theta(-\epsilon) + T_{1s}\theta(\epsilon)\theta(V - \epsilon)$, where V is the source voltage. Due to Coulomb interactions the incoming states split into two modes with different

velocities. Subsequently, the non-equilibrium modes arriving from the upper and lower part of the collider are mixed by a third QPC (QPC3) with transparency T . In order to investigate the statistical fluctuations after the collision at QPC3, which yield information about the exclusion statistics, we calculate the zero-frequency cross-correlations of the current [45]

$$S_{1u;1d}(\omega = 0) = 2 \int dt \langle \delta j_{1u}(t) \delta j_{1d}(0) \rangle, \quad (1)$$

where $\delta j_{1s}(t) = j_{1s}(t) - \langle j_{1s}(t) \rangle$ and the average is taken with respect to non-equilibrium state created by injection currents from QPC1 and QPC2. This quantity has been measured in recent experiment [45]. For chiral fermions the current in Eq. (1) is proportional to the charge density, $j_{1s}(x, t) \propto \psi_{1s}^\dagger(x, t) \psi_{1s}(x, t)$. Apart from the current noise, we are interested in the generalized Fano factor, which contains information about the exclusion statistics [45]. It is defined as

$$P = \frac{S_{1u;1d}(0)}{2eT(1-T)I_+}, \quad (2)$$

where $I_+ = e^2V(T_{1u} + T_{1d})/2\pi\hbar$ is the total input current. The theoretical study of current cross-correlations is non-trivial since one has to deal with a non-equilibrium situation due to the injection QPCs as well as with strong electron-electron interactions. For this reason, it is convenient to use the non-equilibrium bosonization approach [48–50] which we explain below. Throughout the paper, we focus on the case of zero temperature. We set $|e| = \hbar = k_B = 1$ during the calculation and restore the dimensions in main results for the noise at the end.

Theoretical method. To study quantum Hall edge states at filling factor $\nu = 2$, it is convenient to use their effective field theory [51]. According to this, the low-energy degrees of freedom of the edge states are collective fluctuations of the charge densities $\rho_{\alpha s}(x)$, where the subscripts $\alpha \in \{1, 2\}$ and $s \in \{u, d\}$ denote the channels (see Fig. 1). The fermionic fields $\psi_{\alpha s}(x, t) \propto \exp[i\phi_{\alpha s}(x, t)]$ and the charge density fields, $\rho_{\alpha s}(x, t) = (1/2\pi)\partial_x \phi_{\alpha s}(x, t)$, are represented in terms of chiral boson fields which satisfy the standard equal-time commutation relations

$$[\phi_{\alpha s}(x, t), \phi_{\beta r}(y, t)] = i\pi\delta_{\alpha\beta}\delta_{sr}\text{sgn}(x - y). \quad (3)$$

The Hamiltonian of the edge states in the presence of Coulomb interactions is given by

$$H = \frac{1}{2} \sum_{s, \alpha\beta} \int \int dx dy V_{\alpha\beta}(x - y) \rho_{\alpha s}(x) \rho_{\beta s}(y), \quad (4)$$

where the integral kernel $V_{\alpha\beta}(x - y) = 2\pi v_F \delta_{\alpha\beta} \delta(x - y) + U_{\alpha\beta}(x - y)$ includes both the kinetic energy of the free chiral electrons with Fermi velocity v_F as well as

the Coulomb interaction between electrons with interaction potential $U_{\alpha\beta}(x)$. At low energies the characteristic length scales are much longer than the screening length of the Coulomb interaction. Therefore, one can further approximate the Coulomb potential as short-ranged, i.e., $U_{\alpha\beta}(x - y) = U_{\alpha\beta}\delta(x - y)$, with non-zero diagonal and off-diagonal interaction strengths $U_{\alpha\beta}$ [32].

The current cross-correlations can be calculated by using the scattering approach locally at QPC3 [52]. One finds that the cross-correlations of the outgoing currents after QPC3 at zero frequency are given by a sum of two terms [45, 46]

$$S_{1u;1d}(\omega = 0) = \mathcal{P}_1(0) + \mathcal{P}_2(0). \quad (5)$$

The first term is associated with a transmitted noise and has the simple form,

$$\mathcal{P}_1(0) = \frac{e^2V}{2\pi\hbar}(1-T)T \sum_{s=u,d} T_{1s}(1-T_{1s}). \quad (6)$$

The second term describes the generated noise by QPC3,

$$\mathcal{P}_2(0) = 2(1-T)Ta^{-2} \int dt K_u(t) G_d(t). \quad (7)$$

where a is the short-distance cut-off from bosonization and

$$\begin{aligned} K_u(t) &= \langle e^{-i\phi_{1u}(L,t)} e^{i\phi_{1u}(L,0)} \rangle, \\ G_d(t) &= \langle e^{i\phi_{1d}(L,t)} e^{-i\phi_{1d}(L,0)} \rangle. \end{aligned} \quad (8)$$

All bosonic fields should be evaluated at the position $x = L$ of QPC3 and the averages in the correlation functions are taken with respect to the non-equilibrium state created by the source QPC1 and QPC2. Next, we apply the non-equilibrium bosonization technique [48–50] to evaluate these correlation functions.

The Hamiltonian of the edge states in Eq. (4) generates the equation of motion of the bosonic fields $\phi_{\alpha s}(x, t)$. The latter have to be supplemented with the appropriate boundary conditions due to source QPCs, resulting in

$$\begin{aligned} \partial_t \phi_{\alpha s}(x, t) &= -\frac{1}{2\pi} \sum_{\beta} \int dy V_{\alpha\beta}(x - y) \partial_y \phi_{\beta s}(y, t), \\ \partial_t \phi_{\alpha s}(0, t) &= -2\pi j_{\alpha s}^{\text{in}}(t), \end{aligned} \quad (9)$$

where the incoming currents $j_{\alpha s}^{\text{in}}(t)$ are defined at the point $x = 0^+$ right after the source QPC1 and QPC2. These equations of motion can be solved by diagonalizing the interaction matrix $V_{\alpha\beta} = 2\pi v_F \delta_{\alpha\beta} + U_{\alpha\beta}$ via a Bogoliubov rotation, $V = S(\theta)\Lambda S^\dagger(\theta)$, which conserves the commutation relations of the bosonic fields. The rotation angle is determined by the strength of the electron-electron interaction and is given by $\tan(2\theta) = 2V_{12}/(V_{11} - V_{22})$. The new collective excitations are characterized by two velocities, $\Lambda = \text{diag}(u, v)$, where

$u, v = (V_{11} + V_{22})/2 \pm \sqrt{(V_{11} - V_{22})^2/4 + V_{12}^2}$ and we used that $V_{12} = V_{21}$. Imposing the boundary conditions (9) we obtain the dynamics of bosonic fields in both channels $s \in \{u, d\}$,

$$\begin{aligned} \phi_{1s}(x, t) &= -\lambda_1 Q_{1s}(t_u) - \lambda_2 Q_{2s}(t_u) \\ &\quad - \lambda'_1 Q_{1s}(t_v) + \lambda_2 Q_{2s}(t_v), \\ \lambda_1 &= \pi[1 - \cos(2\theta)], \\ \lambda_2 &= \pi \sin(2\theta), \\ \lambda'_1 &= 2\pi - \lambda_1, \end{aligned} \quad (10)$$

where we have introduced the injected charges

$$Q_{\alpha s}(t) = \int_{-\infty}^t dt' j_{\alpha s}^{\text{in}}(t') \quad (11)$$

and the times $t_u = t - x/u$ and $t_v = t - x/v$. Therefore, the bosonic fields (10) at observation point x at time t are determined by the charges which arrive with different delay times t_u and t_v , and these charges are weighted with coupling constants due to intra- and inter-channel electron-electron interactions. Now we have all necessary ingredients to calculate the generated noise from Eq. (7).

Gaussian noise regime. First, we consider the case of Gaussian fluctuations of the bosonic fields. This means that the correlation function in Eq. (8) can be written as $\log K_u(t) = 2\pi \langle j_{1u}^{\text{in}} \rangle t + \langle \phi_{1u}(L, t) \phi_{1u}(L, 0) \rangle - \langle \phi_{1u}^2(L, t) \rangle / 2 - \langle \phi_{1u}^2(L, 0) \rangle / 2$, where $\langle j_{1u}^{\text{in}} \rangle = VT_{1u}/2\pi$ is the current injected from upper QPC1. Now using Eq. (10) we obtain

$$\begin{aligned} \log K_u(t) &= iT_{1u}Vt - \int \frac{d\omega}{\omega^2} (1 - e^{-i\omega t}) (\mathcal{F}_1 + \mathcal{F}_2), \\ \mathcal{F}_1 &= 2\pi \left[1 - \frac{\lambda_1 \lambda'_1}{\pi^2} \sin^2 \left(\frac{\omega t_L}{2} \right) \right] S_{1u}^{\text{in}}(\omega), \\ \mathcal{F}_2 &= \frac{2\lambda_2^2}{\pi} \sin^2 \left(\frac{\omega t_L}{2} \right) S_{2u}^{\text{in}}(\omega), \end{aligned} \quad (12)$$

where we have introduced the spectral function of current fluctuations, $S_{1u}^{\text{in}}(\omega) = \int dt e^{i\omega t} \langle \delta j_{1u}^{\text{in}}(t) \delta j_{1u}^{\text{in}}(0) \rangle$, and the delay time between wave packets, $t_L = L/v - L/u$, where L is the distance between the injection QPCs and QPC3. A similar expression can be obtained for $G_d(t)$ by replacing the subscript u with d .

To obtain the spectral function of the incoming state, we again use the free-fermion scattering approach [52] because the interactions do not influence the tunneling at the injection QPCs. The general result for $\alpha \in \{1, 2\}$ and $s \in \{u, d\}$ is then given by the sum of two terms,

$$S_{\alpha s}^{\text{in}}(\omega) = S_q(\omega) + (1 - T_{\alpha s})T_{\alpha s}S_n(\omega), \quad (13)$$

where $S_q(\omega) = \omega\theta(\omega)/2\pi$ is the equilibrium ground state contribution and $S_n(\omega) = \sum_{\pm} S_q(\omega \pm V) - 2S_q(\omega)$ is the non-equilibrium part which originates from the voltage-biased injection QPCs. Substituting Eq. (12)

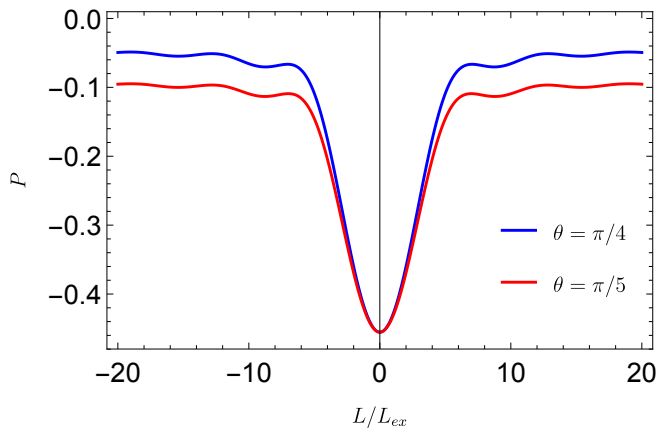


FIG. 2. The generalized Fano factor P as a function of the dimensionless length L/L_{ex} for different values of the interaction strength, parameterized by $\lambda_1 = \pi[1 - \cos(2\theta)]$, in the Gaussian noise regime. We set $T_s = 0.15$.

into Eq. (7), the second term in Eq. (5) takes the following final form

$$\mathcal{P}_2(0) = -\frac{e^2 V}{2\pi\hbar} 2(1 - T)T \int \frac{dz}{2\pi} \frac{e^{i(T_{1u} - T_{1d})z}}{(z - i0^+)^2} K_n(z), \quad (14)$$

where we have introduced the dimensionless integration variable $z = Vt$ and used

$$\begin{aligned} \log K_n(z) &= -2[(1 - T_{1u})T_{1u} + (1 - T_{1d})T_{1d}] \\ &\times \int_0^1 \frac{dx}{x^2} (1 - x)[1 - \cos(zx)] \left[1 - \frac{\lambda_1 \lambda'_1}{\pi^2} \sin^2 \left(\frac{xL}{2L_{ex}} \right) \right], \end{aligned} \quad (15)$$

where $L_{ex} = uv/[(u - v)V]$ is the characteristic correlation length between the two modes with velocities u and v and $x = \omega/V$ is the dimensionless variable of integration.

In order to understand and compare the case of Gaussian noise to experimental data, we consider the generalized Fano factor (2) at $T_{1u} = T_{1d} =: T_s$,

$$\begin{aligned} P &= 1 - T_s + \frac{1}{T_s} \int \frac{dz}{2\pi} \frac{e^{-4R_s T_s \Phi(\lambda_1, L/L_{ex}, z)}}{(z - i0^+)^2}, \\ \Phi(\lambda_1, L/L_{ex}, z) &= \int_0^1 \frac{dx}{x^2} (1 - x)[1 - \cos(zx)] \left[1 - \frac{\lambda_1 \lambda'_1}{\pi^2} \sin^2 \left(\frac{xL}{2L_{ex}} \right) \right], \end{aligned} \quad (16)$$

as a function of the dimensionless variable L/L_{ex} . Figure 2 shows that the Fano factor is negative, in contrast to experimental data from Ref. [45], indicating that the experiment was perhaps not performed in the Gaussian regime.

Finally, we would like to mention briefly that our results do not apply in the strictly non-interacting limit. In that case, the two modes have identical velocities, $u = v$, which leads to a divergence $L_{ex} \rightarrow \infty$.

Non-Gaussian noise regime. Next, we consider the fluctuations of the bosonic fields as non-Gaussian at long distances $L \gg L_{ex}/\min\{T_{1u}, T_{1d}\}$. At such distances, the partitioned charges Q_{1s} at the source QPCs, taken at times t_u and t_v , can be considered as uncorrelated. Therefore, the correlation functions associated with the upper and lower parts of the collider in Eq. (8) split into products of four factors

$$\begin{aligned} K_u(t) &= \chi_{1u}(\lambda_1, t)\chi_{1u}(\lambda'_1, t)\chi_{2u}(\lambda_2, t)\chi_{2u}(-\lambda_2, t), \\ G_d(t) &= \chi_{1d}(-\lambda_1, t)\chi_{1d}(-\lambda'_1, t)\chi_{2d}(-\lambda_2, t)\chi_{2d}(\lambda_2, t), \end{aligned} \quad (17)$$

where each factor represents a generator of full counting statistics (FCS) [32],

$$\chi_{\alpha s}(\lambda, t) = \langle e^{i\lambda Q_{\alpha s}(t)} e^{-i\lambda Q_{\alpha s}(0)} \rangle. \quad (18)$$

For the non-equilibrium state created at QPC1 and QPC2, the generating function can be written analytically in the long-time Markovian limit, which gives the main contribution to integrals in Eq. (7). This is known as the Levitov-Lee-Lesovik formula [53]. In the Poissonian regime of small transparencies $T_{1s} \ll 1$, the Levitov-Lee-Lesovik formula for positive times $t > 0$ is given by

$$\log \chi_{\alpha s}(\lambda, t) = \frac{\lambda^2}{4\pi^2} \log \left(\frac{\gamma}{it + \gamma} \right) - \frac{Vt}{2\pi} T_{\alpha s} (1 - e^{i\lambda}). \quad (19)$$

where $\gamma \propto a/(2\pi v_F)$ is related to the short-distance cutoff a . For $t < 0$ the FCS can be calculated by analytic continuation of Eq. (19), namely $\chi_{\alpha s}(\lambda, -t) = \chi_{\alpha s}^*(\lambda, t)$. Since the channels with subscript $\alpha = 2$ are not biased and $T_{2s} = 0$, the FCS generators for these channels are given by the first term of Eq. (19). It is worth mentioning that this is the ground state (Fermi sea) contribution. However, the channels with $\alpha = 1$ include the second term, which is a non-Gaussian contribution. Substituting the FCS generator (19) into Eqs. (17) and (7), the second term of the noise at $T_{1u} = T_{1d} =: T_s$ turns out to be equal to

$$\mathcal{P}_2(0) = -\frac{e^2 V}{2\pi\hbar} \int \frac{dz}{2\pi} \frac{\exp[-2T_s f(\lambda_1)|z/\pi]}{(z - i0^+)^2}, \quad (20)$$

where $f(\lambda_1) = 1 - \cos(\lambda_1)$ and $z = Vt$ is the dimensionless integration variable. Now, substituting Eq. (20) into Eq. (5) and then into Eq. (2), we get the final formula for the generalized Fano factor to leading order in the transparency of the injection QPCs

$$P = 1 - T_s + \frac{2f(\lambda_1)}{\pi^2} \left[\mathcal{C} - \pi\tilde{T}_s - \log(1/\tilde{T}_s) \right], \quad (21)$$

where $\mathcal{C} = \log 2 + \gamma$, $\gamma \approx 0.5772$ is Euler's constant, and $\tilde{T}_s = T_s f(\lambda_1)$ is the renormalized transparency of the source QPCs. Note that for $\theta = \pi/4$, which corresponds to strong electron-electron interactions, one finds $f(\lambda_1) = 2$. It is worth mentioning that the subleading

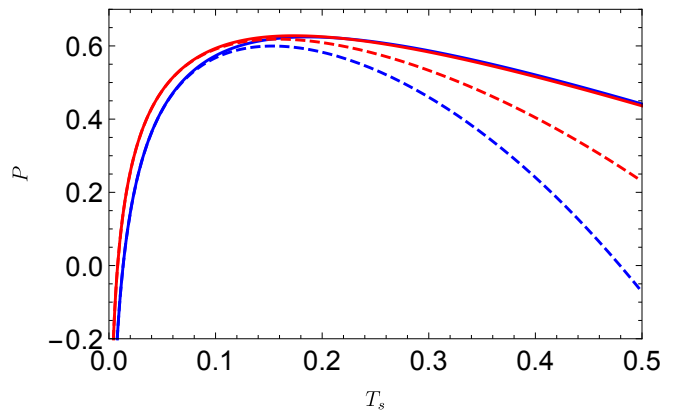


FIG. 3. The generalized Fano factor P as a function of source transparency T_s in the regime of non-Gaussian noise. The solid lines are numerical results based on Eq. (2) and the dashed lines are the asymptotics in Eq. (21). The blue and red curves correspond to $\theta = \pi/4$ (strong interaction) and $\theta = \pi/5$.

corrections in T_s show non-analytical behavior as well and are proportional to $\log(1/\tilde{T}_s^2)$. The result (21) does not depend on length explicitly because the calculations were done in the limit of large L , when a complete separation of the wave packets with velocities u and v occurs. The generalized Fano factor as a function of source transparency T_s and for different interaction strengths θ is plotted in Fig. 3.

To summarize, we have studied the zero-frequency current cross-correlations and the corresponding generalized Fano factor in a mesoscopic quantum Hall collider at filling factor $\nu = 2$. We have used non-equilibrium bosonization in order to take into account both the non-equilibrium state created by the source QPCs as well as the electron-electron interactions. We have shown that both the noise and the Fano factor consist of two terms. The first term is associated with the transmitted noise and is proportional to $T_s(1 - T_s)$. This term only contains information about the non-equilibrium conditions after the injection QPCs. The second term, which mixes the incoming non-equilibrium states, is related with the generated noise. It shows a non-analytical dependence on the source transparency and scales as $T_s \log(1/T_s)$ at small $T_s \ll 1$ in case of strong, screened Coulomb interactions ($\theta = \pi/4$). The non-analytical behavior is robust with respect to the interaction parameter and does not vanish for $\theta \neq \pi/4$. Thus, the generated noise contains information both about the non-equilibrium state after the source QPCs and the electron-electron interactions. The same considerations are valid for the generalized Fano factor. It is known that the absence of current correlations for free fermions at filling factor $\nu = 1$ is due to perfect spatial exclusion, while the negative correlations for Laughlin anyons at $\nu = 1$ in non-Gaussian noise regime are a signature of a reduced spatial exclusion [46].

However, for filling factor $\nu = 2$ and experimentally accessible transparencies $T_s \geq 0.05$ [45], we have shown that the Fano factor in the non-Gaussian regime of the injection QPCs is positive, in contrast to the cases for free fermions and Laughlin quasiparticles. The positive correlations arise due to the additional Coulomb interactions between fermions.

We are grateful to G. Fève for sharing experimental data and for fruitful discussions. EGI and TLS acknowledge financial support from the National Research Fund Luxembourg under Grant CORE 13579612. EVS acknowledges support from the Swiss National Science Foundation.

-
- [1] Z. F. Ezawa, *Quantum Hall Effects*, 3rd ed. (World Scientific, 2013).
- [2] D. C. Glattli, *The quantum Hall effect* (Birkhäuser, Basel, 2005) Chap. Tunneling experiments in the fractional Quantum Hall effect regime, pp. 163–197.
- [3] E. Bocquillon, V. Freulon, F. D. Parmentier, J.-M. Berroir, B. Plaçais, C. Wahl, J. Rech, T. Jonckheere, T. Martin, C. Grenier, D. Ferraro, P. Degiovanni, and G. Fève, *Annalen der Physik* **526**, 1 (2014).
- [4] B. Roussel, C. Cabart, G. Fève, E. Thibierge, and P. Degiovanni, *physica status solidi (b)* **254**, 1600621 (2017).
- [5] I. P. Levkivskiy and E. V. Sukhorukov, *Phys. Rev. B* **78**, 045322 (2008).
- [6] Y. Ji, Y. Chung, D. Sprinzak, M. Heiblum, D. Mahalu, and H. Shtrikman, *Nature* **422**, 415 (2003).
- [7] I. Neder, M. Heiblum, Y. Levinson, D. Mahalu, and V. Umansky, *Phys. Rev. Lett.* **96**, 016804 (2006).
- [8] S. Tewari, P. Roulleau, C. Grenier, F. Portier, A. Cavanna, U. Gennser, D. Mailly, and P. Roche, *Phys. Rev. B* **93**, 035420 (2016).
- [9] H. Duprez, E. Sivre, A. Anthore, A. Aassime, A. Cavanna, U. Gennser, and F. Pierre, *Science* **366**, 1243 (2019).
- [10] A. A. Clerk, P. W. Brouwer, and V. Ambegaokar, *Phys. Rev. Lett.* **87**, 186801 (2001).
- [11] E. G. Idrisov, I. P. Levkivskiy, and E. V. Sukhorukov, *Phys. Rev. Lett.* **121**, 026802 (2018).
- [12] S. Jezouin, Z. Iftikhar, A. Anthore, F. D. Parmentier, U. Gennser, A. Cavanna, A. Ouerghi, I. P. Levkivskiy, E. Idrisov, E. V. Sukhorukov, L. I. Glazman, and F. Pierre, *Nature* **536**, 58 (2016).
- [13] Z. Iftikhar, A. Anthore, A. K. Mitchell, F. D. Parmentier, U. Gennser, A. Ouerghi, A. Cavanna, C. Mora, P. Simon, and F. Pierre, *Science* **360**, 1315 (2018).
- [14] A. Furusaki and K. A. Matveev, *Phys. Rev. B* **52**, 16676 (1995).
- [15] E. G. Idrisov, I. P. Levkivskiy, and E. V. Sukhorukov, *Phys. Rev. B* **96**, 155408 (2017).
- [16] E. Sivre, A. Anthore, F. D. Parmentier, A. Cavanna, U. Gennser, A. Ouerghi, Y. Jin, and F. Pierre, *Nature Physics* **14**, 145 (2018).
- [17] M. Banerjee, M. Heiblum, A. Rosenblatt, Y. Oreg, D. E. Feldman, A. Stern, and V. Umansky, *Nature* **545**, 75 (2017).
- [18] M. Banerjee, M. Heiblum, V. Umansky, D. E. Feldman, Y. Oreg, and A. Stern, *Nature* **559**, 205 (2018).
- [19] C. Altimiras, H. le Sueur, U. Gennser, A. Cavanna, D. Mailly, and F. Pierre, *Nature Physics* **6**, 34 (2010).
- [20] H. le Sueur, C. Altimiras, U. Gennser, A. Cavanna, D. Mailly, and F. Pierre, *Phys. Rev. Lett.* **105**, 056803 (2010).
- [21] C. Altimiras, H. le Sueur, U. Gennser, A. Cavanna, D. Mailly, and F. Pierre, *Phys. Rev. Lett.* **105**, 226804 (2010).
- [22] D. L. Kovrizhin and J. T. Chalker, *Phys. Rev. Lett.* **109**, 106403 (2012).
- [23] I. P. Levkivskiy and E. V. Sukhorukov, *Phys. Rev. B* **85**, 075309 (2012).
- [24] A. O. Slobodeniuk, E. G. Idrisov, and E. V. Sukhorukov, *Phys. Rev. B* **93**, 035421 (2016).
- [25] K. Itoh, R. Nakazawa, T. Ota, M. Hashisaka, K. Muraki, and T. Fujisawa, *Phys. Rev. Lett.* **120**, 197701 (2018).
- [26] T. Krähenmann, S. G. Fischer, M. Roosli, T. Ihn, C. Reichl, W. Wegscheider, K. Ensslin, Y. Gefen, and Y. Meir, *Nature Communications* **10**, 3915 (2019).
- [27] E. G. Idrisov, I. P. Levkivskiy, and E. V. Sukhorukov, *Phys. Rev. B* **101**, 245426 (2020).
- [28] A. Rosenblatt, S. Konyzheva, F. Lafont, N. Schiller, J. Park, K. Snizhko, M. Heiblum, Y. Oreg, and V. Umansky, *Phys. Rev. Lett.* **125**, 256803 (2020).
- [29] B. J. van Wees, H. van Houten, C. W. J. Beenakker, J. G. Williamson, L. P. Kouwenhoven, D. van der Marel, and C. T. Foxon, *Phys. Rev. Lett.* **60**, 848 (1988).
- [30] D. C. Glattli and P. S. Roulleau, *physica status solidi (b)* **254**, 1600650 (2017).
- [31] C. Bäuerle, D. C. Glattli, T. Meunier, F. Portier, P. Roche, P. Roulleau, S. Takada, and X. Waintal, *Reports on Progress in Physics* **81**, 056503 (2018).
- [32] I. P. Levkivskiy, *Mesoscopic Quantum Hall Effect*, 1st ed. (Springer-Verlag Berlin Heidelberg, 2012).
- [33] X.-G. Wen, *Phys. Rev. B* **44**, 5708 (1991).
- [34] C. de C. Chamon, D. E. Freed, and X. G. Wen, *Phys. Rev. B* **51**, 2363 (1995).
- [35] C. de C. Chamon, D. E. Freed, and X. G. Wen, *Phys. Rev. B* **53**, 4033 (1996).
- [36] A. Crépieux, P. Devillard, and T. Martin, *Phys. Rev. B* **69**, 205302 (2004).
- [37] I. Safi, P. Devillard, and T. Martin, *Phys. Rev. Lett.* **86**, 4628 (2001).
- [38] A. M. Chang, *Comptes Rendus Physique* **3**, 677 (2002).
- [39] C. L. Kane and M. P. A. Fisher, *Phys. Rev. Lett.* **72**, 724 (1994).
- [40] C. L. Kane and M. P. A. Fisher, *Phys. Rev. B* **67**, 045307 (2003).
- [41] G. Dolcetto, S. Barbarino, D. Ferraro, N. Magnoli, and M. Sasseti, *Phys. Rev. B* **85**, 195138 (2012).
- [42] J. Rech, D. Ferraro, T. Jonckheere, L. Vannucci, M. Sasseti, and T. Martin, *Phys. Rev. Lett.* **118**, 076801 (2017).
- [43] E. G. Idrisov, *Phys. Rev. B* **100**, 155422 (2019).
- [44] M. Kapfer, P. Roulleau, M. Santin, I. Farrer, D. A. Ritchie, and D. C. Glattli, *Science* **363**, 846 (2019).
- [45] H. Bartolomei, M. Kumar, R. Bisognin, A. Marguerite, J.-M. Berroir, E. Bocquillon, B. Plaçais, A. Cavanna, Q. Dong, U. Gennser, Y. Jin, and G. Fève, *Science* **368**, 173 (2020).
- [46] B. Rosenow, I. P. Levkivskiy, and B. I. Halperin, *Phys. Rev. Lett.* **116**, 156802 (2016).
- [47] J. Nakamura, S. Liang, G. C. Gardner, and M. J. Manfra,

- Nature Physics **16**, 931 (2020).
- [48] I. P. Levkivskyi and E. V. Sukhorukov, *Phys. Rev. Lett.* **103**, 036801 (2009).
- [49] I. P. Levkivskyi and E. V. Sukhorukov, *Phys. Rev. Lett.* **109**, 246806 (2012).
- [50] D. B. Gutman, Y. Gefen, and A. D. Mirlin, *Phys. Rev. B* **81**, 085436 (2010).
- [51] X.-G. Wen, *Advances in Physics* **44**, 405 (1995).
- [52] Y. Blanter and M. Büttiker, *Physics Reports* **336**, 1 (2000).
- [53] L. S. Levitov, H. Lee, and G. B. Lesovik, *Journal of Mathematical Physics* **37**, 4845 (1996).