

Non-perturbative phase structure of the bosonic BMN matrix model

Navdeep Singh Dhindsa,^a Raghav G. Jha,^b Anosh Joseph,^a Abhishek Samlodia,^a
David Schaich^c

^a*Department of Physical Sciences, Indian Institute of Science Education and Research - Mohali, Knowledge City, Sector 81, SAS Nagar, Punjab 140306, India*

^b*Perimeter Institute for Theoretical Physics, Waterloo, Ontario N2L 2Y5, Canada*

^c*Department of Mathematical Sciences, University of Liverpool, Liverpool L69 7ZL, United Kingdom*

E-mail: navdeep.s.dhindsa@gmail.com, raghav.govind.jha@gmail.com,
anoshjoseph@iisermohali.ac.in, abhishek.s.samlodia@gmail.com,
david.schaich@liverpool.ac.uk

ABSTRACT: We study the bosonic part of the BMN matrix model for wide ranges of temperatures, values of the deformation parameter, and numbers of colors $16 \leq N \leq 48$. Using lattice computations, we analyze phase transitions in the model, observing a single first-order transition from a uniform to a gapped phase for all values of the deformation parameter. We study the functional form of the dependence of the critical temperature on the deformation parameter, to describe how our results smoothly interpolate between the limits of the bosonic BFSS model and the gauged Gaussian model.

Contents

1	Introduction	1
2	Bosonic BMN model on a lattice	3
3	Lattice results	6
3.1	Determination of the critical temperature	6
3.2	Critical temperature dependence on deformation parameter	13
3.3	Order of the phase transition	15
3.4	Dependence of the internal energy on \hat{T} and $\hat{\mu}$	16
4	Conclusion	17
A	Internal energy on the lattice	18

1 Introduction

One of the major developments in various attempts to understand the features of quantum gravity was the observation that the lower-dimensional models of matrices can capture the dynamics of string/M-theory in an appropriate limit of the parameters. One of the first examples was the relation shown by Ref. [1] between the (non-supersymmetric) $(0+1)$ -dimensional $c = 1$ matrix model and two-dimensional bosonic string theory. This program of connecting quantum-mechanical models to string/M-theory was extended by Banks, Fischler, Susskind, and Shenker (BFSS) through their proposal that the dimensional reduction of ten-dimensional $\mathcal{N} = 1$ super-Yang–Mills (SYM) with gauge group $SU(N)$ describes M-theory in the light-cone gauge, in the large- N planar limit [2]. A few years later, Berenstein, Maldacena, and Nastase [3] extended this model by introducing a supersymmetry-preserving one-parameter deformation. The result, known as the BMN matrix model, describes a certain limit of Type II string theory on a pp-wave background rather than the flat spacetime relevant for the BFSS model.

Though there has been excellent progress in understanding and verifying the gauge/gravity duality conjecture by studying $\mathcal{N} = 4$ SYM in four dimensions using ideas of integrability, the lower-dimensional non-conformal analogs of the four-dimensional theory have not attracted as much attention. Only a handful of analytical attempts using certain approximations have been made so far [4, 5]. Since it is difficult to verify the duality conjecture in the finite-temperature setting relevant for these cases, we need a method that can provide information about their strongly coupled regimes. This opens up the possibility of exploring the dual field theories

using the ideas and tools of lattice field theory. In this regard, there has been good progress in understanding both various aspects of $(0 + 1)$ -dimensional matrix models as well as the thermodynamics of stacks of Dp branes with $p = 1$ and 2 , using the $(p + 1)$ -dimensional dual supersymmetric theories in Euclidean lattice spacetimes [6–19].¹

One of the striking features of the gauge/gravity duality is that at large N and finite temperature, there are often phase transitions between different quantum black hole solutions, which are dual to confinement transitions in the field theory. In this regard, the $D0$ brane matrix model is an exception, with only a single deconfined phase at all temperatures in the planar limit. But this behavior is drastically altered if we consider either a one-parameter deformation of the BFSS model, i.e., the BMN model, or if we decouple the fermions and study the bosonic sector of the BFSS model. In both cases, there is a well-defined confinement transition. The dual black hole solutions of the BMN model in the deconfined phase and the details of the phase transition were studied in Ref. [27]. It remains a challenge to understand the phase diagram for finite couplings and to verify the results obtained using gravity computations. Refs. [14, 17, 18] have numerically explored the phase structure of the full BMN model, with Ref. [14] reporting two different phase transitions — a confinement transition signalled by the Polyakov loop, and a ‘Myers transition’ signalled by the trilinear ‘Myers term’ — which merge into one for the dimensionless BMN deformation parameter $\hat{\mu} \equiv \mu/\lambda^{1/3} \lesssim 3$ (where λ is the dimensionful ‘t Hooft coupling). When these transitions are distinct, Ref. [14] observes the Myers transition to be between two deconfined phases, one where the system fluctuates around the trivial configuration and the other with fluctuations around expanded fuzzy spheres. More recently, as our work was in progress, Ref. [17] revisited the phase structure of the BMN model, introducing constraints on the Myers term to suppress fuzzy sphere contributions and focus on the confinement transition.

In this work, we report a detailed study of the phase structure that results upon both including the BMN deformation and decoupling the fermions. While removing the fermions completely eliminates the $Q = 16$ supersymmetries of the BMN model, and its holographic connection to quantum gravity, we take this step in order to accelerate numerical computations. This makes it easier to study larger lattice sizes and N , and thereby obtain more precise and reliable results for the phase structure. These robust results will provide a solid starting point for subsequent efforts to analyze the full supersymmetric theory.

This bosonic BMN model was investigated in Ref. [28, 29] for a fixed $\hat{\mu} = 2$, finding a single first-order transition in the large- N limit, at the dimensionless critical temperature $\hat{T}_c \equiv T/\lambda^{1/3} = 0.915(5)$. It was not clear from this work whether different $\hat{\mu}$ values might exhibit a Myers transition distinct from the confinement transition that was previously reported for the full BMN model by Ref. [14]. Addressing this question is part of the motivation for our investigations. The recent Ref. [17] appeared while our work was underway, reporting a single first-order phase transition for $0.375 \leq \hat{\mu} \leq 3$ (the range where the two transitions had merged

¹We thank Jun Nishimura and Masanori Hanada for comments on non-lattice numerical studies in $0 + 1$ dimensions [20–26].

for the full BMN model [14]).² We will push further into the large- $\widehat{\mu}$ regime, which will allow us to conclude that the bosonic BMN model features a single first-order transition for *all* values of the deformation parameter.

Our goal is to explore the functional form of the dependence of the bosonic BMN critical temperature \widehat{T}_c on the deformation parameter $\widehat{\mu}$. To this end, we analyze twelve different values of $\widehat{\mu}$ spanning two orders of magnitude between the previously studied $\widehat{\mu} \rightarrow 0$ and $\widehat{\mu} \rightarrow \infty$ limits. As $\widehat{\mu} \rightarrow 0$, we recover the bosonic version of the BFSS model. Although early numerical and analytic bosonic BFSS investigations reported two near-by phase transitions [30, 31], more recent lattice calculations find only a single confinement transition with $\widehat{T}_c|_{\widehat{\mu}=0} = 0.8846(1)$ [17, 32]. In the $\widehat{\mu} \rightarrow \infty$ limit the system reduces to a solvable gauged Gaussian model, and for large $\widehat{\mu}$ the critical temperature is found to scale as $\widehat{T}_c = (6 \ln(3 + 2\sqrt{3}))^{-1}\widehat{\mu}$ [33, 34]. These two limits serve as consistency checks for our lattice computations.

The paper is organized as follows. In Sec. 2, we discuss the lattice formulation and define the relevant observables we study. In Sec. 3, we present our results for a wide range of $0.5 \leq \widehat{\mu} \lesssim 45$ with $N = 16, 32$, and 48. The data leading to these results are available through Ref. [35]. We additionally discuss a *separatrix* method that we employ as a novel means to precisely estimate the critical temperature. We then study the $\widehat{\mu}$ dependence of these critical temperatures, fitting them to different functional forms for small and large $\widehat{\mu}$. In Sec. 4 we summarize our results and discuss next steps.

2 Bosonic BMN model on a lattice

The BMN model is a one-parameter deformation of the BFSS model—the dimensional reduction of $(9 + 1)$ -dimensional $\mathcal{N} = 1$ SYM with gauge group $SU(N)$ down to $0 + 1$ dimensions. In Euclidean time the action of the BFSS model is

$$S_{\text{BFSS}} = \frac{N}{4\lambda} \int_0^\beta d\tau \text{Tr} \left\{ - (D_\tau X_i)^2 - \frac{1}{2} \sum_{i < j} [X_i, X_j]^2 + \Psi_\alpha^T \gamma_{\alpha\sigma}^\tau D_\tau \Psi_\sigma + \Psi_\alpha^T \gamma_{\alpha\sigma}^i [X_i, \Psi_\sigma] \right\}, \quad (2.1)$$

where $D_\tau \cdot = \partial_\tau \cdot + [A_\tau, \cdot]$ is the covariant derivative, X_i are the nine scalars from the reduction of the ten-dimensional gauge field, and Ψ_α is a sixteen-component spinor. The indices $i, j = 1, \dots, 9$ while $\alpha, \sigma = 1, \dots, 16$. The degrees of freedom transform in the adjoint representation of the $SU(N)$ gauge group. The anti-Hermitian gauge group generators are normalized as $\text{Tr}(T^A T^B) = -\delta_{AB}$. The trace ‘Tr’ is taken over the gauge indices. In this $(0 + 1)$ -dimensional model, the ’t Hooft coupling $\lambda \equiv g_{\text{YM}}^2 N$ is dimensionful, $[\lambda] = 3$. The model is compactified on a circle with circumference $\beta = T^{-1}$, which corresponds to the inverse temperature because we impose thermal boundary conditions — periodic for the bosons and anti-periodic for the fermions.

²Our $\widehat{\mu}$ is equivalent to 3μ in the conventions of Ref. [17].

The action of the BMN model is obtained by adding the following mass and scalar-trilinear terms to Eq. (2.1):

$$S_\mu = -\frac{N}{4\lambda} \int_0^\beta d\tau \operatorname{Tr} \left[\left(\frac{\mu}{3} X_I \right)^2 + \left(\frac{\mu}{6} X_A \right)^2 + \frac{\mu}{4} \Psi_\alpha^T \gamma_{\alpha\sigma}^{123} \Psi_\sigma - \frac{\sqrt{2}\mu}{3} \epsilon_{IJK} X_I X_J X_K \right]. \quad (2.2)$$

Here μ is the deformation parameter, with dimension $[\mu] = 1$. We divide the indices i, j into two sets: $I, J, K = 1, 2, 3$ and $A = 4, \dots, 9$. The scalar mass terms break the $\text{SO}(9)$ global symmetry of the BFSS model down to $\text{SO}(3) \times \text{SO}(6)$. As $\mu \rightarrow \infty$ the model reduces to a free supersymmetric Gaussian model, and it can be studied perturbatively for large μ [36, 37]. Since we are interested only in the bosonic sector, we can remove the fermions to obtain the action of the bosonic BMN (BBMN) model:

$$S_{\text{BBMN}} = \frac{N}{4\lambda} \int_0^\beta d\tau \operatorname{Tr} \left[- (D_\tau X_i)^2 - \frac{1}{2} \sum_{i < j} [X_i, X_j]^2 - \left(\frac{\mu}{3} X_I \right)^2 - \left(\frac{\mu}{6} X_A \right)^2 + \frac{\sqrt{2}\mu}{3} \epsilon_{IJK} X_I X_J X_K \right]. \quad (2.3)$$

We discretize this model on a lattice with N_τ sites. The inverse temperature becomes $\beta = aN_\tau$, where ‘ a ’ is the lattice spacing with dimension $[a] = -1$. The integration becomes a summation over the lattice sites: $\int_0^\beta d\tau \rightarrow a \sum_{n=0}^{N_\tau-1}$. The dimensionful gauge field A_τ is mapped to a dimensionless gauge link $U(n)$ connecting the sites n and $n+1$. We also work with dimensionless scalars $X_i(n) = aX_i(\tau)$ once we are on the lattice. To discretize the covariant derivative $D_\tau X_i(\tau)$ we use the gauge link to define the finite-difference operator $\mathcal{D}_+ X_i(n) \equiv U(n) X_i(n+1) U^\dagger(n) - X_i(n)$. Finally, we introduce the dimensionless lattice parameters $\mu_{\text{lat}} \equiv a\mu$ and $\lambda_{\text{lat}} \equiv a^3\lambda$, to end up with a lattice action for the bosonic BMN model that has the same form as Eq. (2.3) while employing only dimensionless lattice quantities:

$$S_{\text{lat}} = \frac{N}{4\lambda_{\text{lat}}} \sum_{n=0}^{N_\tau-1} \operatorname{Tr} \left[- (\mathcal{D}_+ X_i)^2 - \frac{1}{2} \sum_{i < j} [X_i, X_j]^2 - \left(\frac{\mu_{\text{lat}}}{3} X_I \right)^2 - \left(\frac{\mu_{\text{lat}}}{6} X_A \right)^2 + \frac{\sqrt{2}\mu_{\text{lat}}}{3} \epsilon_{IJK} X_I X_J X_K \right]. \quad (2.4)$$

The following dimensionless combinations of parameters are particularly useful, because they can be considered consistently in both the lattice and continuum theories:

$$\hat{T} \equiv \frac{T}{\lambda^{1/3}} = \frac{1}{N_\tau \lambda_{\text{lat}}^{1/3}} \quad \hat{\mu} \equiv \frac{\mu}{\lambda^{1/3}} = \frac{\mu_{\text{lat}}}{\lambda_{\text{lat}}^{1/3}} \quad \frac{\hat{T}}{\hat{\mu}} = \frac{T}{\mu} = \frac{1}{N_\tau \mu_{\text{lat}}}. \quad (2.5)$$

Using this simple lattice action, we generate ensembles of matrix configurations using the hybrid Monte Carlo algorithm implemented by the publicly available parallel software

presented in Ref. [38].³ As our main goal is to analyze phase transitions, we concentrate our lattice calculations around the transition regions. We focus our analyses on the following four observables, again employing dimensionless quantities that connect smoothly between the continuum and lattice theories:

- The internal energy. As derived in Appendix A, on the lattice this is

$$\frac{\widehat{E}}{N^2} \equiv \frac{E}{\lambda^{1/3} N^2} = \frac{1}{4N\lambda_{\text{lat}}^{4/3} N_\tau} \left\langle \sum_{n=0}^{N_\tau-1} \text{Tr} \left(-\frac{3}{2} \sum_{i<j} [X_i, X_j]^2 - \frac{2\mu_{\text{lat}}^2}{9} X_I^2 - \frac{\mu_{\text{lat}}^2}{18} X_A^2 + \frac{5\sqrt{2}\mu_{\text{lat}}}{6} \epsilon_{IJK} X^I X^J X^K \right) \right\rangle. \quad (2.6)$$

- The scalar-trilinear term, also known as the Myers term. In the continuum, we define this as the dimensionless quantity

$$\widehat{M} \equiv \frac{M}{\lambda} = \frac{\sqrt{2}}{12N} \frac{1}{\lambda\beta} \left\langle \int d\tau \epsilon_{IJK} \text{Tr} (X_I X_J X_K) \right\rangle. \quad (2.7)$$

On the lattice, it takes the form

$$\widehat{M} = \frac{\sqrt{2}}{12N\lambda_{\text{lat}} N_\tau} \left\langle \sum_{n=0}^{N_\tau-1} \epsilon_{IJK} \text{Tr} (X_I X_J X_K) \right\rangle. \quad (2.8)$$

- The Polyakov loop magnitude. The Polyakov loop is the holonomy around the time direction and is the order parameter for the confinement transition in the large- N limit. We have

$$|P| = \left\langle \left| \frac{1}{N} \text{Tr} \mathcal{P} \exp \left[- \int_0^\beta d\tau A_\tau \right] \right| \right\rangle, \quad (2.9)$$

where $\mathcal{P} \exp$ is the path-ordered exponential. Translating this to the lattice,

$$|P| = \left\langle \left| \frac{1}{N} \text{Tr} \left(\prod_{n=0}^{N_\tau-1} U(n) \right) \right| \right\rangle. \quad (2.10)$$

- The ‘extent of space’ — terminology motivated by the holographic dual of the full BMN model — which is given by the sum of the squared scalars. In the continuum we consider the dimensionless quantity

$$\widehat{R}^2 \equiv \frac{R^2}{\lambda^{2/3}} = \frac{1}{2N\lambda^{2/3}\beta} \left\langle \int d\tau \text{Tr} (X_i^2) \right\rangle. \quad (2.11)$$

On the lattice this becomes

$$\widehat{R}^2 = \frac{1}{2N\lambda_{\text{lat}}^{2/3} N_\tau} \left\langle \sum_{n=0}^{N_\tau-1} \text{Tr} (X_i^2) \right\rangle. \quad (2.12)$$

³github.com/daschaich/susy

In addition, to help identify and characterize transitions, we also consider two further observables related to those above:

- The susceptibility of the Polyakov loop magnitude,

$$\chi \equiv N^2 \left(\langle |P|^2 \rangle - \langle |P| \rangle^2 \right). \quad (2.13)$$

- The specific heat, which on the lattice takes the form

$$C_V \equiv \frac{\lambda_{\text{lat}}^{2/3} N_\tau^2}{N^2} \left\langle \left(\widehat{E} - \langle \widehat{E} \rangle \right)^2 - \widehat{E}' \right\rangle, \quad (2.14)$$

with \widehat{E} from Eq. (2.6) and

$$\widehat{E}' = \frac{N}{4\lambda_{\text{lat}}^{5/3} N_\tau^2} \left\langle \sum_{n=0}^{N_\tau-1} \text{Tr} \left(-3 \sum_{i<j} [X_i, X_j]^2 - \frac{2\mu_{\text{lat}}^2}{9} X_I^2 - \frac{\mu_{\text{lat}}^2}{18} X_A^2 + \frac{5\sqrt{2}\mu_{\text{lat}}}{4} \epsilon_{IJK} X^I X^J X^K \right) \right\rangle. \quad (2.15)$$

Considering both the Polyakov loop susceptibility and the specific heat will allow us to search separately for the confinement transition and the Myers transition reported by Ref. [14] (for the full BMN model). The latter is signalled by the energy (in addition to the Myers term), and hence by the specific heat.

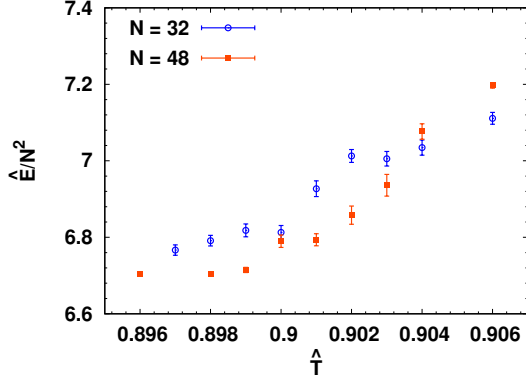
In contrast to lattice studies of finite-temperature transitions in higher-dimensional field theories, the absence of any spatial volume in lattice discretizations of matrix models means that the thermodynamic limit corresponds to increasing the number of colors, $N \rightarrow \infty$. Prior studies of supersymmetric matrix models [10, 11] have found that $N \geq 16$ is needed to control finite- N artifacts in this context [15]. We therefore consider $N = 16, 32$ and 48 , finding that we need to increase N as $\widehat{\mu}$ decreases, in order to keep finite- N artifacts negligible compared to our statistical precision.

In addition to the $N \rightarrow \infty$ thermodynamic limit, lattice analyses also need to consider the $N_\tau \rightarrow \infty$ continuum limit. Here we proceed by fixing $N_\tau = 24$, following preliminary $N = 16$ calculations for a range of lattice sizes, which indicated that $N_\tau = 24$ appears sufficient to keep finite- N_τ artifacts negligible compared to our statistical precision. This is also consistent with earlier lattice studies [14, 28, 29, 32].

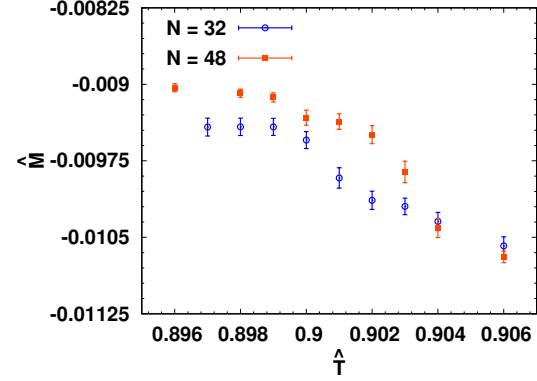
3 Lattice results

3.1 Determination of the critical temperature

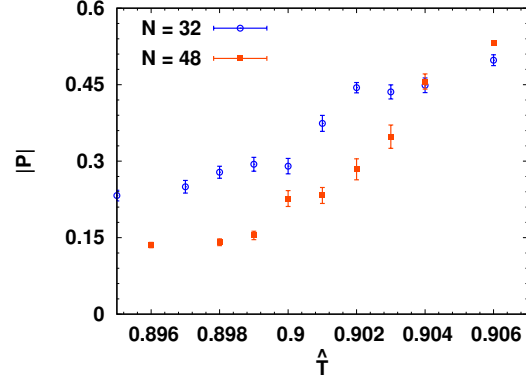
As a first look at our lattice results, we collect some representative plots for the six observables summarized above. In Fig. 1 we consider $\widehat{\mu} = 1$ with $N_\tau = 24$, scanning the small range $0.896 \leq \widehat{T} \leq 0.906$ around the transition and observing clear growth in the Polyakov loop



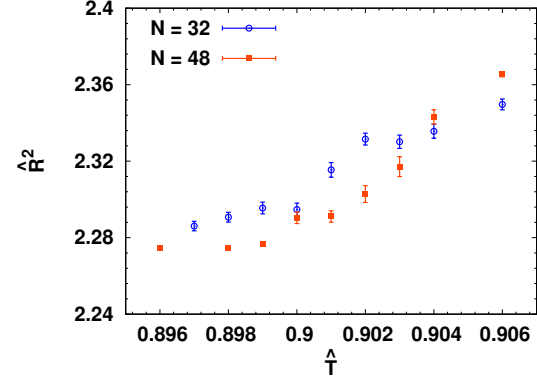
(a) Internal energy, Eq. (2.6)



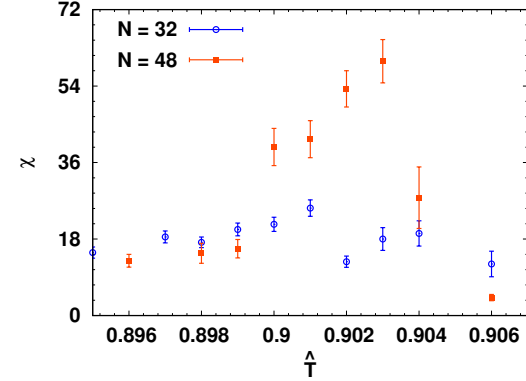
(b) Myers term, Eq. (2.8)



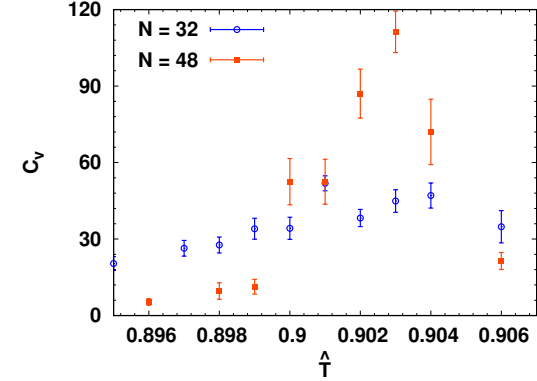
(c) Polyakov loop, Eq. (2.10)



(d) Extent of space, Eq. (2.12)



(e) Polyakov loop susceptibility, Eq. (2.13)



(f) Specific heat, Eq. (2.15)

Figure 1: The six observables discussed in the text, for $\hat{\mu} = 1$ and $N_\tau = 24$, in a small range of temperatures $0.896 \leq \hat{T} \leq 0.906$ around the transition. As N increases from 32 to 48 there is clear growth in the Polyakov loop susceptibility and the specific heat peaks in the final row.

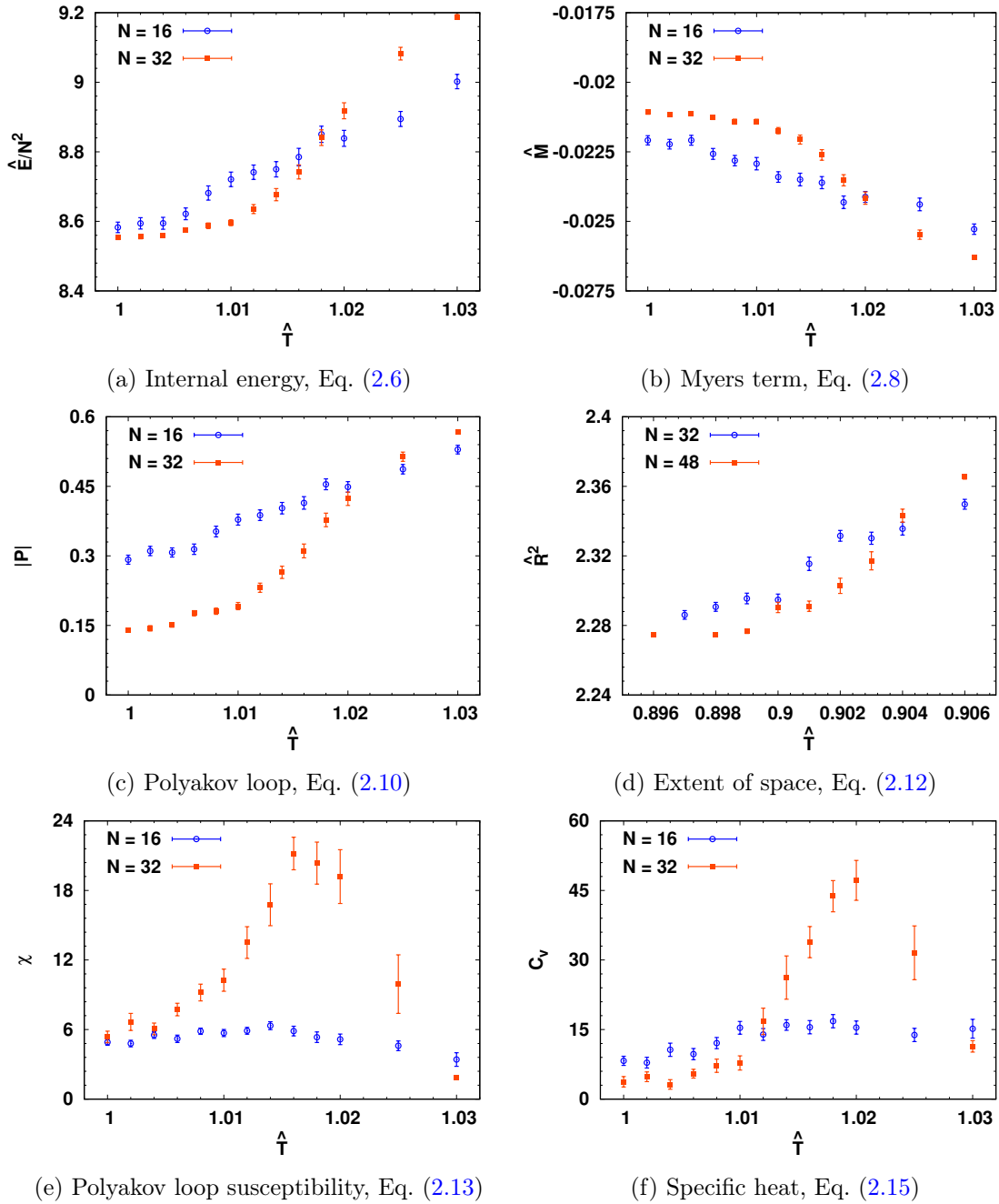


Figure 2: The six observables discussed in the text, for $\hat{\mu} = 6$ and $N_\tau = 24$, in a small range of temperatures $1 \leq \hat{T} \leq 1.03$ around the transition. As in Fig. 1, increasing N from 16 to 32 produces clear growth in the Polyakov loop susceptibility and the specific heat peaks in the final row.

$\hat{\mu}$	N	\hat{T}_c	Δ
0.5	48	0.900(2)	0.000(3)
1.0	48	0.903(1)	0.000(2)
2.0	48	0.912(1)	0.000(2)
4.0	32	0.949(2)	0.001(4)
6.0	32	1.016(4)	0.004(6)
9.0	16	1.158(8)	0.000(20)
10.0	16	1.213(8)	0.010(26)
11.0	16	1.275(3)	0.000(10)
13.0	16	1.398(8)	0.012(18)
15.0	16	1.531(9)	0.012(23)
21.54	16	2.04(3)	0.01(6)
44.66	16	4.00(3)	–

Table 1: The critical temperature \hat{T}_c for the 12 $\hat{\mu}$ values considered in this work. As $\hat{\mu}$ decreases, larger N is needed. We determine \hat{T}_c either from the peak of the Polyakov loop susceptibility or from the separatrix method. The last column shows the values of the Δ parameter defined by Eq. (3.2).

susceptibility and specific heat peaks as the number of colors increases from $N = 32$ to 48. We see similar behavior in Fig. 2 for $\hat{\mu} = 6$ and $N_\tau = 24$ with $1 \leq \hat{T} \leq 1.03$, here comparing $N = 16$ and 32. Ref. [35] provides a comprehensive release of our data, including full accounting of statistics, auto-correlation times, and other observables computed in addition to the six highlighted in Figs. 1 and 2.

Using $N_\tau = 24$, we performed similar scans in the temperature for all 12 values of $0.5 \leq \hat{\mu} \leq 44.66$ listed in Table 1. In addition to identifying the critical temperature \hat{T}_c from the peak in the Polyakov loop susceptibility, we also carry out analyses using the *separatrix* method. This is a novel way to determine the critical temperature away from the thermodynamic limit, which can work well even when susceptibility peaks are difficult to resolve. While Ref. [39] introduced the Polyakov loop separatrix method specifically for (non-supersymmetric) SU(3) Yang–Mills theory, it generalizes to $N > 3$. The idea is to consider the unit disk in the plane of the real and imaginary parts of the Polyakov loop, and separate this into two regions such that Polyakov loop measurements for deconfined ensembles fall predominantly in one region while those from confined ensembles fall predominantly in the other. A simple ratio $S(\hat{T})$ then changes from 0 deep in the deconfined phase to 1 deep in the confined phase, with

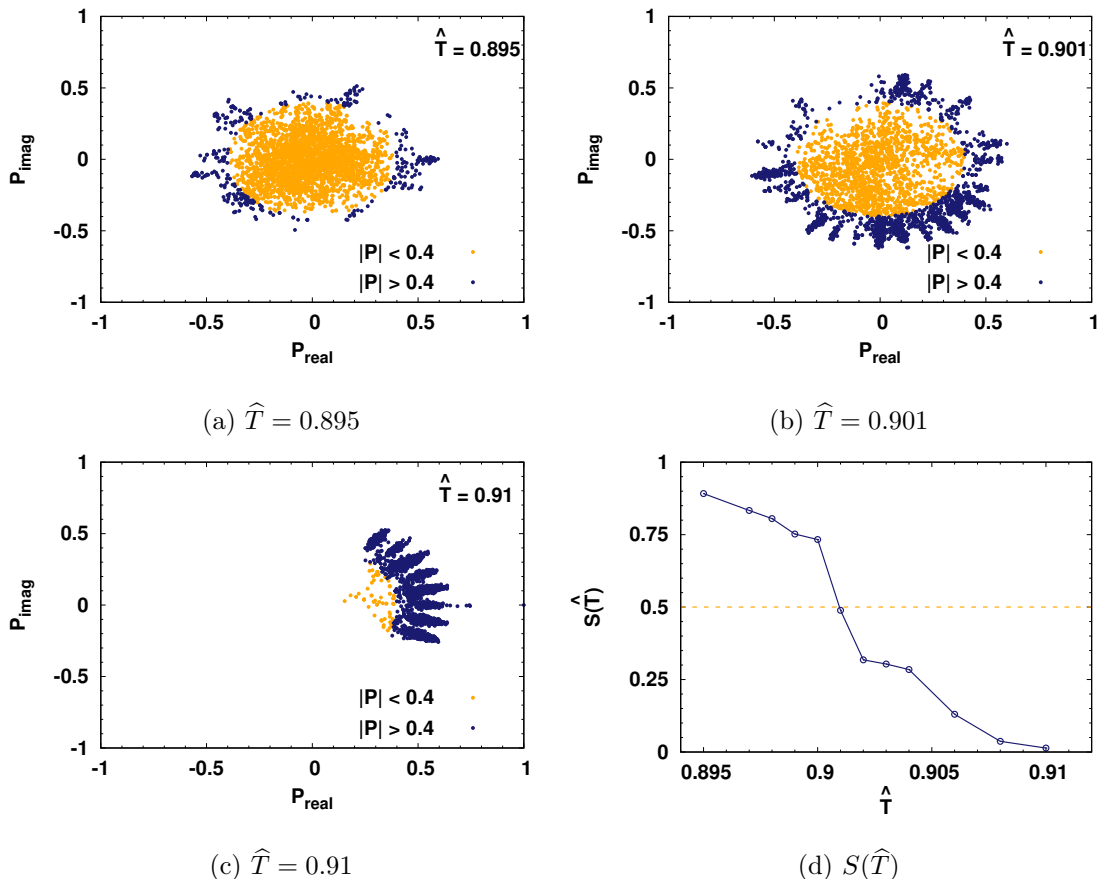


Figure 3: Polyakov loop scatter plots for $N = 32$ with $\hat{\mu} = 1$ for three values of \hat{T} . The separatrix is a circle of radius $r_S = 0.4$ shown by the two colors. Panel (d) shows the resulting $S(\hat{T})$ that identifies the critical temperature $\hat{T}_c \approx 0.901$. (Note the $\hat{T}_c = 0.903(1)$ in Table 1 comes from $N = 48$.)

the transition identified as the (interpolated) point where this ratio crosses 0.5.⁴ Fig. 1 in Ref. [39] illustrates the equilateral triangle used as the SU(3) separatrix. For our $N \geq 16$ we approximate the corresponding N -gon by a circle of radius $r_S < 1$, so that we just have to consider the Polyakov loop magnitude $|P|$.

We treat the radius r_S as an adjustable parameter,⁵ which introduces a systematic uncertainty from our choice of r_S . For all $\hat{\mu}$ we consider, we find $r_S = 0.4$ provides stable and reliable results. We also observe that the systematic dependence on our choice of r_S becomes less significant as $\hat{\mu}$ increases. In Figs. 3 and 4 we show representative Polyakov loop scatter plots, separatrices, and the resulting $S(\hat{T})$ for $\hat{\mu} = 1$ with $N = 32$ and $\hat{\mu} = 44.66$ with $N = 16$,

⁴Ref. [28, 29] considers a similar ratio, but identifies the transition as the point where it becomes non-zero.

⁵In Ref. [39], the separatrix is defined using the position of the minimum between two peaks in the distribution of Polyakov loop measurements.

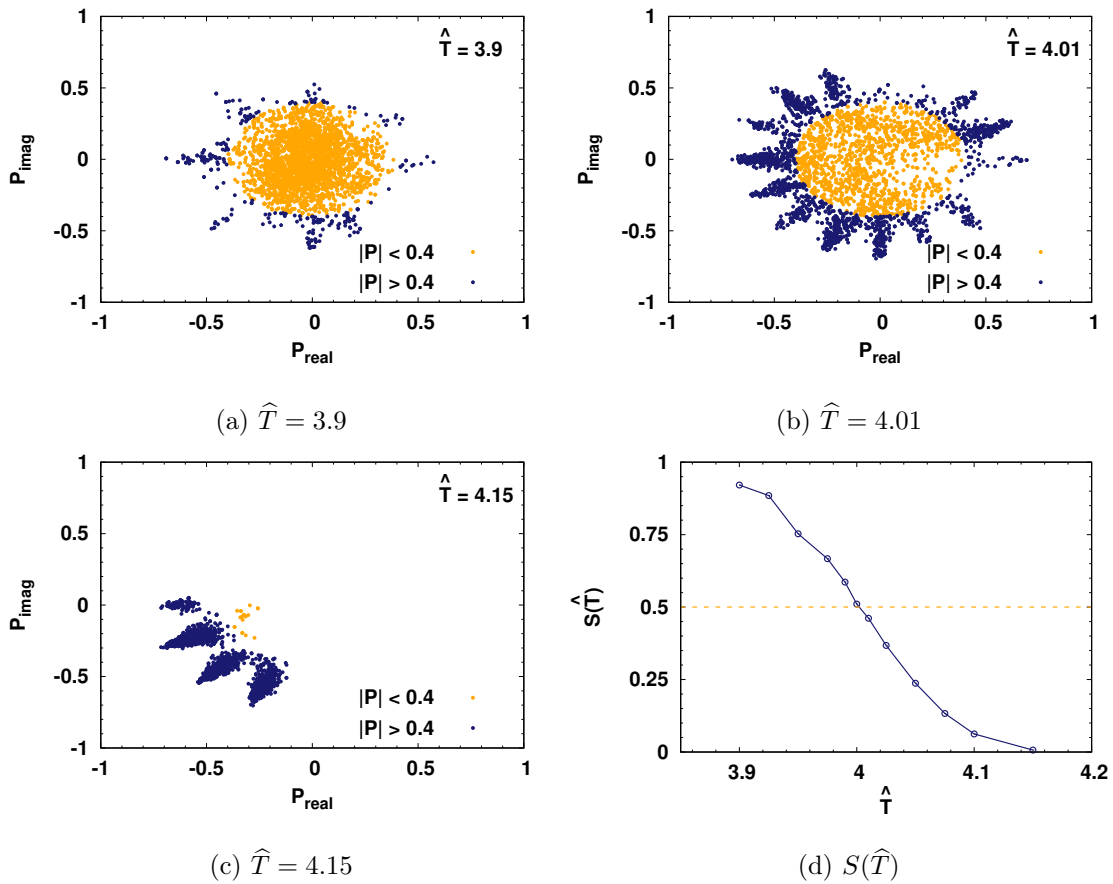


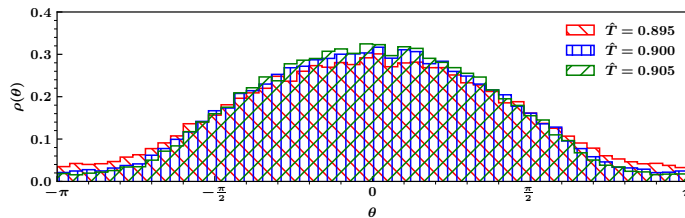
Figure 4: Polyakov loop scatter plots for $N = 16$ with $\hat{\mu} = 44.66$ for three values of \hat{T} and the same $r_S = 0.4$ circular separatrix as Fig. 3. The resulting $S(\hat{T})$ in panel (d) identifies the critical temperature $\hat{T}_c \approx 4$.

respectively.

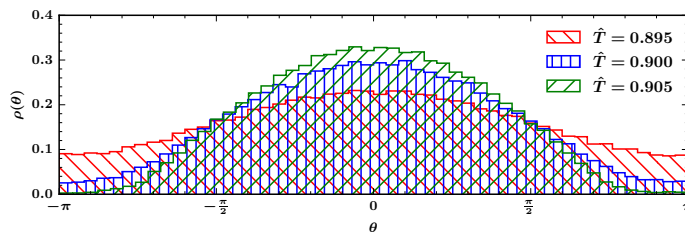
The N eigenvalues of the Polyakov loop provide yet another means both to estimate the critical temperature and to characterize the phases between which the system transitions. Deep in the confined phase, the angular distribution of these eigenvalues is uniform around the unit circle, while deep in the deconfined phase their distribution is localized around some angle, which we can set to $\theta = 0$ by convention. This behavior can be modeled as

$$\rho(\theta) = \frac{1}{2\pi} + \frac{1}{q\pi} \cos \theta \quad -\pi \leq \theta < \pi, \quad (3.1)$$

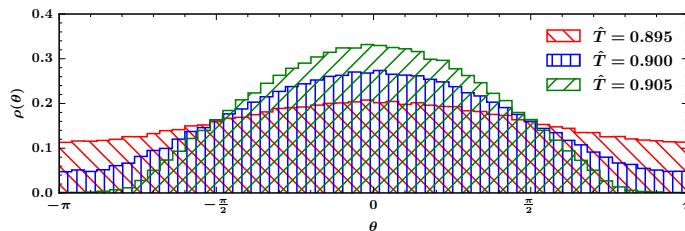
where the positive parameter $q \rightarrow \infty$ in the uniform limit, while a gap opens for $q < 2$. In Fig. 5 we show a representative example of this gap opening at the critical \hat{T}_c identified from the Polyakov loop susceptibility and separatrix, confirming that the corresponding transition is between the uniform confined phase and the gapped deconfined phase. In this figure we consider our most challenging data set with the smallest $\hat{\mu} = 0.5$ and three $N = 16, 32$ and 48 .



(a) $N = 16$



(b) $N = 32$



(c) $N = 48$

Figure 5: Angular distributions of Polyakov loop eigenvalues for $\hat{\mu} = 0.5$ with $N = 16, 32$ and 48 , considering three temperatures around the critical $\hat{T}_c = 0.900(2)$. A gap appears for $\hat{T} = 0.905 > \hat{T}_c$, while the distribution for $\hat{T} = 0.895 < \hat{T}_c$ becomes more uniform as N increases.

Comparing these three values of N allows us to confirm that the transition becomes sharper as N increases: the distribution for $\hat{T} = 0.895 < \hat{T}_c$ becomes more uniform for larger N while the size of the gap for $\hat{T} = 0.905 > \hat{T}_c$ also increases.

Finally, we also check that the Myers transition and the confinement transition occur at the same critical temperature, by defining

$$\Delta \equiv \left| \hat{T}_c(C_V) - \hat{T}_c(\chi) \right| \quad (3.2)$$

to quantify the difference between the locations of the specific heat and Polyakov loop susceptibility peaks. Our results for Δ in Table 1 vanish within uncertainties for all $\hat{\mu} < 40$, consistent with the existence of only a single phase transition. For $\hat{\mu} = 44.66$ we do not observe well-defined peaks and rely on the separatrix method to determine \hat{T}_c . If there were

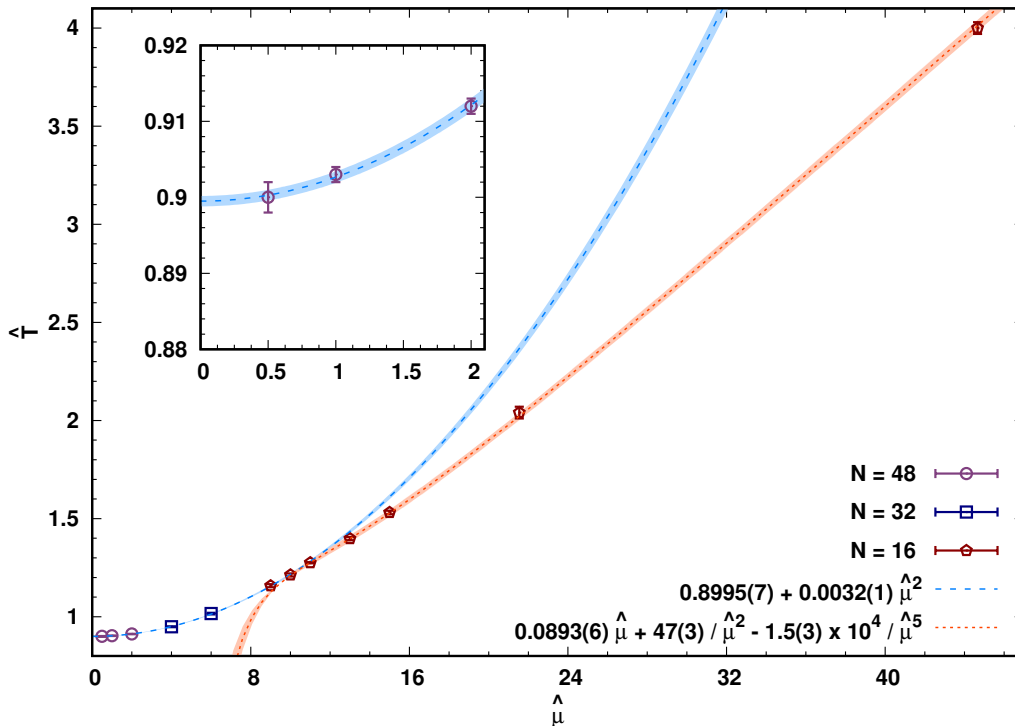


Figure 6: The \hat{T}_c - $\hat{\mu}$ phase diagram of the bosonic BMN model from our $N_\tau = 24$ results for \hat{T}_c computed with $N = 16, 32$ and 48 . The red curve shows our fit of the $\hat{\mu} \geq 10$ results to Eq. (3.7), while the blue curve shows our fit of the $\hat{\mu} \leq 10$ results to Eq. (3.8). Our results self-consistently identify the $\hat{\mu}_* \sim 10$ separating the small- and large- $\hat{\mu}$ regimes. The inset zooms in on the $\hat{\mu} \rightarrow 0$ limit.

separate phase transitions signalled by these observables, in order to be consistent with these results their critical temperatures would need to be too close to resolve with $N \leq 48$.

3.2 Critical temperature dependence on deformation parameter

Figure 6 plots our critical temperature results obtained above, to visualize the phase diagram of the bosonic BMN model in the \hat{T}_c - $\hat{\mu}$ plane. We now analyze the dependence of \hat{T}_c on the deformation parameter. Considerations of the simplified $\hat{\mu} \rightarrow \infty$ and $\hat{\mu} \rightarrow 0$ limits suggest that this dependence must differ for large vs. small $\hat{\mu}$. Our results confirm this, and also identify the $\hat{\mu}_* \sim 10$ separating these two regimes.

First, for large $\hat{\mu}$ the expected critical temperature is easy to calculate using the argument [33, 34] that for a model with $D > 1$ matrices (bosonic or fermionic), of masses $\omega_j > 0$ with $j = 1, \dots, D$, the inverse critical temperature β_c is given by the solution of

$$\sum_{j=1}^D e^{-\beta \omega_j} = 1. \quad (3.3)$$

For the case of the bosonic BMN model with $D = 3 + 6$, the large- μ critical temperature is the solution of

$$3e^{-\beta\mu/3} + 6e^{-\beta\mu/6} - 1 = 0, \quad (3.4)$$

which gives

$$\frac{1}{\mu\beta_c} = \frac{T_c}{\mu} = \frac{\widehat{T}_c}{\widehat{\mu}} = \frac{1}{6\ln(3+2\sqrt{3})} = 0.089305\dots \quad (3.5)$$

A similar analysis can be done for the full BMN model, which reduces to a supersymmetric Gaussian model in the $\widehat{\mu} \rightarrow \infty$ limit. In this case, Refs. [34, 40, 41] have perturbatively computed the critical temperature of the confinement transition up to next-to-next-to-leading order in $1/\widehat{\mu}^3 \ll 1$:

$$\widehat{T}_c = \frac{\widehat{\mu}}{12\ln 3} \left[1 + \frac{320}{3} \frac{1}{\widehat{\mu}^3} - \left(\frac{458321}{12} + \frac{1765769 \ln 3}{144} \right) \frac{1}{\widehat{\mu}^6} + \mathcal{O}\left(\frac{1}{\widehat{\mu}^9}\right) \right]. \quad (3.6)$$

In the $\widehat{\mu} \rightarrow \infty$ limit, this produces a smaller $T_c/\mu \approx 0.076$ compared to the bosonic BMN result in Eq. (3.5). Motivated by the functional form of this perturbative result, we adopt the following ansatz to fit our \widehat{T}_c results for sufficiently large $\widehat{\mu}$:

$$\widehat{T}_c = \widehat{\mu} \left[C + H \frac{1}{\widehat{\mu}^3} + F \frac{1}{\widehat{\mu}^6} \right], \quad (3.7)$$

where we expect $C = 1/[6\ln(3+2\sqrt{3})] \approx 0.0893$ from Eq. (3.5). The fit to our results for $\widehat{\mu} \geq 10$ shown in Fig. 6 indeed produces $C = 0.0893(6)$, providing a good check of our numerical setup and code.

Also from Fig. 6 we can observe that this ansatz fails for $\widehat{\mu}_* \lesssim 10$, consistent with the expected breakdown of the perturbative expansion when the coupling $1/\widehat{\mu}^3$ is too large. In the small- $\widehat{\mu}$ regime we must use a different fit form to describe the dependence of the critical temperature on the deformation parameter. While it might be possible to carry out a strong-coupling expansion in this regime, for the purposes of this work we will simply employ an empirical expansion in powers of $\widehat{\mu}^2$. The recent Ref. [17] takes the same approach, employing the quadratic ansatz

$$\widehat{T}_c = A + B\widehat{\mu}^2, \quad (3.8)$$

where A is the constant critical temperature of the bosonic BFSS model.

We will also use Eq. (3.8) to fit our \widehat{T}_c results for small $\widehat{\mu}$. Using our conventions, Ref. [17] reports $A = 0.8846(1)$ and $B = 0.00330(2)$ from a fit to their critical temperature results for $0.375 \leq \widehat{\mu} \leq 3$ (i.e., $0.125 \leq \mu \leq 1$ in their conventions). The fit to our results for $0.5 \leq \widehat{\mu} \leq 10$ shown in Fig. 6 produces $A = 0.8995(7)$ and $B = 0.0032(1)$, with purely statistical uncertainties. While our result for B agrees with Ref. [17], there is a clear tension in A . The inset in Fig. 6 makes it clear that our numerical results demand $A > 0.89$ regardless of the range of $\widehat{\mu}$ we include in our fit. Finite- N and discretization artifacts could play a role in this disagreement. So far we have considered only $N \leq 48$ rather than the $N \leq 64$ that

Coefficient	Value	Reference
A	0.8846(1)	Ref. [17]
A	0.8995(7)	This work
B	0.00330(2)	Ref. [17]
B	0.0032(1)	This work
C	0.0893	Refs. [33, 34]
C	0.0893(6)	This work
H	47(3)	This work
F	$-15(3) \times 10^3$	This work

Table 2: Comparison of the values of the fit parameters appearing in Eqs. 3.7 and 3.8.

Ref. [17] was able to reach. Although we use the same $N_\tau = 24$ as Ref. [17], our first-order lattice finite-difference operator in Eq. (2.4) differs from the second-order discretization they employ. The lattice action of Ref. [17] also includes a Faddeev–Popov term from gauge fixing to the static diagonal gauge, though we do not expect this gauge fixing to affect the critical temperature.

Table 2 summarizes our findings for the coefficients in Eqs. 3.7 and 3.8. We note that H and F are new predictions from this work. Comparing these with the perturbative computation for the full BMN model in Eq. (3.6), we see that our non-perturbative results for the bosonic case are both a few times larger: $H_{\text{BBMN}} \simeq 47$ compared to $H_{\text{BMN}} \simeq 8$, while $F_{\text{BBMN}} \simeq -15 \times 10^3$ compared to $F_{\text{BMN}} \simeq -4 \times 10^3$.

3.3 Order of the phase transition

We expect that the single phase transition we observe is first order. We confirm this in two ways. First, in the left panel of Fig. 7 we plot the distribution of the Polyakov loop magnitude for three temperatures around the critical $\hat{T}_c \approx 0.949$, for a representative $\hat{\mu} = 4$ with $N = 32$. While the $|P|$ distributions for $\hat{T} = 0.945$ and $\hat{T} = 0.953$ each have a single peak in two different regions, respectively corresponding to the confined and deconfined phases, the distribution for $\hat{T} = 0.949$ has support across both of these regions. This suggests that a developing two-peak structure would be visible for larger $N > 32$, which is characteristic of phase coexistence at a first-order transition.

Second, in the right panel of Fig. 7 we check the scaling of the Polyakov loop susceptibility with N . Because the thermodynamic limit for the bosonic BMN matrix model corresponds to $N^2 \rightarrow \infty$, this scaling can distinguish between first- and higher-order phase transitions [42, 43]. Considering the same $\hat{\mu} = 4$, we plot χ/N^2 against T for both $N = 16$ and 32 . Within uncertainties, both values of N produce the same peak height, again suggesting a first-order transition where the maximum χ would scale with the number of degrees of freedom.

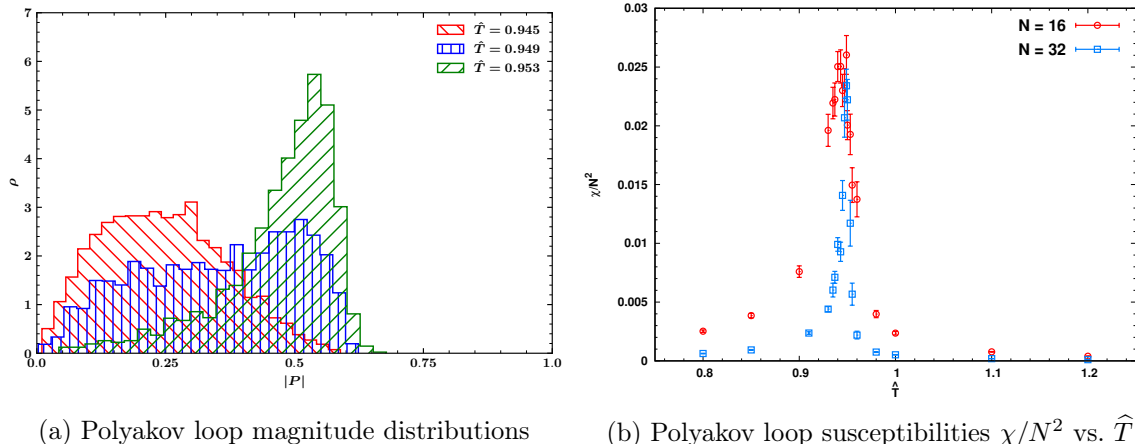


Figure 7: Signs that the phase transition is first order, for $\hat{\mu} = 4$. (a) The distribution of the Polyakov loop magnitude has support across two different regions for $\hat{T}_c \approx 0.949$, suggesting a developing two-peak structure. (b) Normalizing the Polyakov loop susceptibility by N^2 produces the same peak height for $N = 16$ and 32 , indicating that the maximum χ is scaling with the number of degrees of freedom $\propto N^2$.

3.4 Dependence of the internal energy on \hat{T} and $\hat{\mu}$

Finally, we comment on the internal energy of the bosonic BMN model. Let us begin in the $\hat{\mu} \rightarrow \infty$ limit where this system reduces to a gauged Gaussian model with $D = 9$ scalar matrices. For general D , Ref. [4] computed that the internal energy of this Gaussian model is

$$\frac{1}{N^2} \hat{E} = \frac{3}{4}(D-1)\hat{T} + \mathcal{O}\left(\frac{1}{N^2}\right). \quad (3.9)$$

for high temperatures and large N . Plugging in the $D = 9$ relevant for the bosonic BMN model, we want to explore how this result will be modified for finite $\hat{\mu}$. We expect that the relevant parameter will be $\frac{\hat{T}}{\hat{\mu}} = \frac{T}{\mu}$, so that

$$\frac{1}{N^2} \hat{E} = 6\hat{T} \left[1 + f\left(\frac{T}{\mu}\right) \right] + \mathcal{O}\left(\frac{1}{N^2}\right) \quad (3.10)$$

for some as-yet unknown function f .

In Fig. 8 we show our lattice results for the temperature dependence of the energy, for $\hat{\mu} = 1, 2$ and 4 with $N = 32$. Although our lattice calculations focus on the transition regions, we do consider enough $\hat{T} > \hat{T}_c$ points in the deconfined phase to clearly see the leading-order linear dependence predicted by Eq. (3.9). This is in contrast to the \hat{T} -independent energy in the $\hat{T} < \hat{T}_c$ confined phase. Although the energy depends on $\hat{\mu}$ in both phases, we observe that the high-temperature slope is insensitive to the deformation parameter within the range $1 \leq \hat{\mu} \leq 4$. A precise determination of $f(T/\mu)$ will be interesting to pursue through future generations of bosonic BMN lattice calculations.

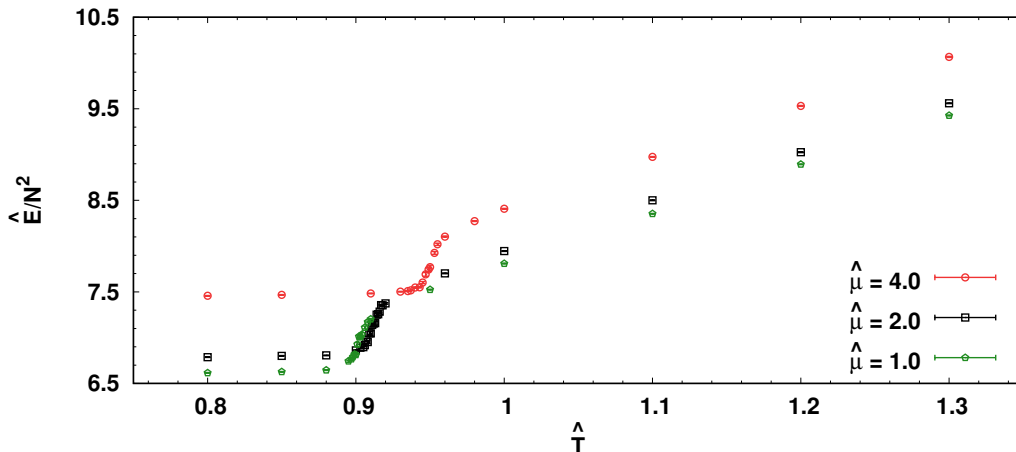


Figure 8: Internal energy vs. temperature for various $\hat{\mu}$ values and $N = 32$. We see that for $\hat{T} < \hat{T}_c$, the energy has no temperature dependence, and after transition it depends linearly on temperature.

4 Conclusion

We have presented a lattice study of the non-perturbative phase structure of the bosonic BMN matrix model. Our main results for the transition temperatures \hat{T}_c for twelve $0.5 \leq \hat{\mu} \leq 44.66$, collected in Fig. 6, show how our numerical investigations smoothly connect the bosonic BFSS model in the $\hat{\mu} \rightarrow 0$ limit to the known behavior of the $\hat{\mu} \rightarrow \infty$ gauged Gaussian model. In addition to monitoring several standard observables and susceptibilities, we have also applied a novel separatrix method to determine these critical temperatures. We observed only a single transition, finding evidence that it is first order, and analyzing the Polyakov loop eigenvalues to confirm that it separates the uniform confined phase from the gapped deconfined phase.

Using our results for \hat{T}_c , we have investigated the functional forms of the dependence of the critical temperature on the deformation parameter in both the small- and large- $\hat{\mu}$ regimes. Our results for the parameters of these functional forms, collected in Table 2, agree with some existing values in the literature, and also provide some new predictions. However, there is a disagreement with results from Refs. [17, 32] for \hat{T}_c in the $\hat{\mu} \rightarrow 0$ bosonic BFSS limit, which deserves further investigation.

For these future investigations, we are particularly interested in exploring smaller $\hat{\mu}$, which will require larger $N > 48$ to overcome challenges associated with flat directions and metastable vacua that make the numerical calculations more difficult. We also have lattice investigations of the full BMN model underway [18], with similar plans to pursue smaller $\hat{\mu}$ with larger N .

We have already mentioned our ambition to determine the function $f(T/\mu)$ that modifies the dependence of the internal energy on the temperature and deformation parameter in Sec. 3.4. In that section we also raised the possibility of generalizing the bosonic BMN model

to a different number of scalar matrices, $D \neq 9$. It would be interesting to explore how the phase diagram and the order of phase transitions depend on D . Ref. [44] recently addressed this problem for the analogous generalization of the $\widehat{\mu} = 0$ bosonic BFSS model, investigating that system for a range of D and concluding that the transition changes from first order to second order for $D \sim 36$. In the future we hope to report how the BMN deformation affects this phenomenon.

Finally, we also plan to study the ‘ungauged’ version of the BMN matrix model, with and without fermions, again building on prior investigations of the $\widehat{\mu} = 0$ BFSS model [45, 46]. In addition to exploring the effects of the deformation parameter in this context, it will be interesting to see the extent to which holographic arguments carry over to the non-supersymmetric bosonic BMN model.

Acknowledgments

We thank Denjoe O’Connor and Samuel Kováčik for their comments during a seminar by RGJ at the Dublin Institute for Advanced Studies (DIAS) in June 2021. NSD thanks the Council of Scientific and Industrial Research (CSIR), Government of India, for the financial support through a research fellowship (Award No. 09/947(0119)/2019-EMR-I). The work of AS was partially supported by an INSPIRE Scholarship for Higher Education by the Department of Science and Technology, Government of India. RGJ is supported by postdoctoral fellowship at the Perimeter Institute for Theoretical Physics. Research at Perimeter Institute is supported in part by the Government of Canada through the Department of Innovation, Science and Economic Development Canada and by the Province of Ontario through the Ministry of Colleges and Universities. The work of AJ was supported in part by the Start-up Research Grant (No. SRG/2019/002035) from the Science and Engineering Research Board (SERB), Government of India, and in part by a Seed Grant from the Indian Institute of Science Education and Research (IISER) Mohali. DS was supported by UK Research and Innovation Future Leader Fellowship MR/S015418/1 and STFC grant ST/T000988/1. Numerical calculations were carried out at the University of Liverpool and IISER Mohali.

A Internal energy on the lattice

To obtain the expression for the internal energy, we consider deforming the partition function by a small amount from Z to Z' , which is expressed by the following set of transformations:

$$t' = \frac{\beta'}{\beta}t, \quad A'(t') = \frac{\beta}{\beta'}A(t), \quad X'_i(t') = \sqrt{\frac{\beta'}{\beta}}X_i(t). \quad (\text{A.1})$$

Note that we have $[DX'] = [DX]$ and $[DA'] = [DA]$. For the bosonic BMN model, it is convenient to break up the action Eq. (2.3) into two pieces:

$$S = S_0 + S_\mu, \quad (\text{A.2})$$

$$S_0 = \frac{N}{4\lambda} \int_0^\beta d\tau \text{Tr} \left(- (D_\tau X_i)^2 - \frac{1}{2} \sum_{i<j} [X_i, X_j]^2 \right), \quad (\text{A.3})$$

$$S_\mu = -\frac{N}{4\lambda} \int_0^\beta d\tau \text{Tr} \left(\frac{\mu^2}{9} X_I^2 + \frac{\mu^2}{36} X_A^2 - \frac{\sqrt{2}\mu}{3} \epsilon_{IJK} X_I X_J X_K \right). \quad (\text{A.4})$$

Applying Eqs. (A.1), and defining $\Delta\beta \equiv \beta' - \beta$, we find

$$S' = S'_0 + S'_\mu, \quad (\text{A.5})$$

$$S'_0 = S_0 + \frac{N}{4\lambda} \int_0^\beta d\tau \text{Tr} \left(-\frac{3}{2} \frac{\Delta\beta}{\beta} \sum_{i<j} [X_i, X_j]^2 \right) + \mathcal{O}(\Delta\beta^2), \quad (\text{A.6})$$

$$S'_\mu = S_\mu - \frac{N}{4\lambda} \int_0^\beta d\tau \text{Tr} \left(2 \frac{\Delta\beta}{\beta} \left(\frac{\mu}{3} X_I \right)^2 + 2 \frac{\Delta\beta}{\beta} \left(\frac{\mu}{6} X_A \right)^2 - \frac{5\sqrt{2}\mu}{6} \frac{\Delta\beta}{\beta} \epsilon_{IJK} X_I X_J X_K \right) + \mathcal{O}(\Delta\beta^2). \quad (\text{A.7})$$

The partition function therefore becomes

$$\begin{aligned} Z(\beta') &= \int [DX']_{\beta'} [DA']_{\beta'} e^{-S'} = \int [DX]_\beta [DA]_\beta e^{-S} e^{E\Delta\beta + \mathcal{O}(\Delta\beta^2)} \\ &= Z(\beta) [1 + E\Delta\beta + \mathcal{O}(\Delta\beta^2)]. \end{aligned} \quad (\text{A.8})$$

Hence, we can write

$$\frac{\hat{E}}{N^2} = \frac{E}{\lambda^{1/3} N^2} = \frac{1}{Z(\beta) \lambda^{1/3} N^2} \lim_{\Delta\beta \rightarrow 0} \frac{Z(\beta') - Z(\beta)}{\Delta\beta}. \quad (\text{A.9})$$

Using Eqs. (A.2)–(A.7) in Eq. (A.9) we get

$$\begin{aligned} \frac{\hat{E}}{N^2} &= \frac{1}{\lambda^{1/3} \beta} \left\langle \frac{1}{4N\lambda} \int_0^\beta d\tau \text{Tr} \left(-\frac{3}{2} \sum_{i<j} [X_i, X_j]^2 - 2 \left(\frac{\mu}{3} X_I \right)^2 - 2 \left(\frac{\mu}{6} X_A \right)^2 \right. \right. \\ &\quad \left. \left. + \frac{5\sqrt{2}\mu}{6} \epsilon_{IJK} X_I X_J X_K \right) \right\rangle. \end{aligned} \quad (\text{A.10})$$

Upon discretizing the bosonic BMN model, as discussed in Sec. 2, the dimensionless lattice internal energy takes the form reported in Eq. (2.6):

$$\begin{aligned} \frac{\hat{E}}{N^2} &= \frac{1}{4N\lambda_{\text{lat}}^{4/3} N_\tau} \left\langle \sum_{n=0}^{N_\tau-1} \text{Tr} \left(-\frac{3}{2} \sum_{i<j} [X_i, X_j]^2 - \frac{2\mu_{\text{lat}}^2}{9} X_I^2 - \frac{\mu_{\text{lat}}^2}{18} X_A^2 \right. \right. \\ &\quad \left. \left. + \frac{5\sqrt{2}\mu_{\text{lat}}}{6} \epsilon_{IJK} X^I X^J X^K \right) \right\rangle. \end{aligned} \quad (\text{A.11})$$

References

- [1] I. R. Klebanov, “String theory in two dimensions,” in *Spring School on String Theory and Quantum Gravity (to be followed by Workshop)*. 1991. [hep-th/9108019](#).
- [2] T. Banks, W. Fischler, S. H. Shenker, and L. Susskind, “M theory as a matrix model: A Conjecture,” *Phys. Rev. D* **55** (1997) 5112–5128, [hep-th/9610043](#).
- [3] D. E. Berenstein, J. M. Maldacena, and H. S. Nastase, “Strings in flat space and pp waves from $\mathcal{N} = 4$ super-Yang–Mills,” *JHEP* **0204** (2002) 013, [hep-th/0202021](#).
- [4] D. N. Kabat and G. Lifschytz, “Approximations for strongly coupled supersymmetric quantum mechanics,” *Nucl. Phys. B* **571** (2000) 419–456, [hep-th/9910001](#).
- [5] T. Wiseman, “On black hole thermodynamics from super-Yang–Mills,” *JHEP* **1307** (2013) 101, [arXiv:1304.3938](#).
- [6] S. Catterall and T. Wiseman, “Black hole thermodynamics from simulations of lattice Yang–Mills theory,” *Phys. Rev. D* **78** (2008) 041502, [arXiv:0803.4273](#).
- [7] S. Catterall and G. van Anders, “First Results from Lattice Simulation of the PWMM,” *JHEP* **1009** (2010) 088, [arXiv:1003.4952](#).
- [8] D. Kadoh and S. Kamata, “Gauge/gravity duality and lattice simulations of one-dimensional SYM with sixteen supercharges,” [arXiv:1503.08499](#).
- [9] V. G. Filev and D. O’Connor, “The BFSS model on the lattice,” *JHEP* **1605** (2016) 167, [arXiv:1506.01366](#).
- [10] E. Berkowitz, E. Rinaldi, M. Hanada, G. Ishiki, S. Shimasaki, and P. Vranas, “Supergravity from D0-brane Quantum Mechanics,” [arXiv:1606.04948](#).
- [11] E. Berkowitz, E. Rinaldi, M. Hanada, G. Ishiki, S. Shimasaki, and P. Vranas, “Precision lattice test of the gauge/gravity duality at large N ,” *Phys. Rev. D* **94** (2016) 094501, [arXiv:1606.04951](#).
- [12] S. Catterall, R. G. Jha, D. Schaich, and T. Wiseman, “Testing holography using lattice super-Yang–Mills theory on a 2-torus,” *Phys. Rev. D* **97** (2018) 086020, [arXiv:1709.07025](#).
- [13] R. G. Jha, S. Catterall, D. Schaich, and T. Wiseman, “Testing the holographic principle using lattice simulations,” *EPJ Web Conf.* **175** (2018) 08004, [arXiv:1710.06398](#).
- [14] Y. Asano, V. G. Filev, S. Kováčik, and D. O’Connor, “The non-perturbative phase diagram of the BMN matrix model,” *JHEP* **1807** (2018) 152, [arXiv:1805.05314](#).
- [15] D. Schaich, “Progress and prospects of lattice supersymmetry,” *Proc. Sci. LATTICE2018* (2018) 005, [arXiv:1810.09282](#).
- [16] S. Catterall, J. Giedt, R. G. Jha, D. Schaich, and T. Wiseman, “Three-dimensional super-Yang–Mills theory on the lattice and dual black branes,” *Phys. Rev. D* **102** (2020) 106009, [arXiv:2010.00026](#).
- [17] G. Bergner, N. Bodendorfer, M. Hanada, S. Pateloudis, E. Rinaldi, A. Schäfer, P. Vranas, and H. Watanabe, “Confinement/deconfinement transition in the D0-brane matrix model — A signature of M-theory?,” [arXiv:2110.01312](#).

- [18] D. Schaich, R. G. Jha, and A. Joseph, “Thermal phase structure of dimensionally reduced super-Yang–Mills,” *Proc. Sci. LATTICE2021* (2022) 187, [arXiv:2201.03097](#).
- [19] A. Sherletov and D. Schaich, “Investigations of supersymmetric Yang–Mills theories,” *Proc. Sci. LATTICE2021* (2022) 031, [arXiv:2201.08626](#).
- [20] K. N. Anagnostopoulos, M. Hanada, J. Nishimura, and S. Takeuchi, “Monte Carlo studies of supersymmetric matrix quantum mechanics with sixteen supercharges at finite temperature,” *Phys. Rev. Lett.* **100** (2008) 021601, [arXiv:0707.4454](#).
- [21] M. Hanada, A. Miwa, J. Nishimura, and S. Takeuchi, “Schwarzschild radius from Monte Carlo calculation of the Wilson loop in supersymmetric matrix quantum mechanics,” *Phys. Rev. Lett.* **102** (2009) 181602, [arXiv:0811.2081](#).
- [22] M. Hanada, Y. Hyakutake, J. Nishimura, and S. Takeuchi, “Higher Derivative Corrections to Black Hole Thermodynamics from Supersymmetric Matrix Quantum Mechanics,” *Phys. Rev. Lett.* **102** (2009) 191602, [arXiv:0811.3102](#).
- [23] M. Hanada, J. Nishimura, Y. Sekino, and T. Yoneya, “Monte Carlo studies of Matrix theory correlation functions,” *Phys. Rev. Lett.* **104** (2010) 151601, [arXiv:0911.1623](#).
- [24] M. Hanada, J. Nishimura, Y. Sekino, and T. Yoneya, “Direct test of the gauge-gravity correspondence for Matrix theory correlation functions,” *JHEP* **1112** (2011) 020, [arXiv:1108.5153](#).
- [25] M. Hanada, Y. Hyakutake, G. Ishiki, and J. Nishimura, “Holographic description of quantum black hole on a computer,” *Science* **344** (2014) 882–885, [arXiv:1311.5607](#).
- [26] M. Hanada, Y. Hyakutake, G. Ishiki, and J. Nishimura, “Numerical tests of the gauge/gravity duality conjecture for D0-branes at finite temperature and finite N ,” *Phys. Rev.* **D94** (2016) 086010, [arXiv:1603.00538](#).
- [27] M. S. Costa, L. Greenspan, J. Penedones, and J. Santos, “Thermodynamics of the BMN matrix model at strong coupling,” *JHEP* **1503** (2015) 069, [arXiv:1411.5541](#).
- [28] S. Kováčik, D. O’Connor, and Y. Asano, “The nonperturbative phase diagram of the bosonic BMN matrix model,” *Proc. Sci. CORFU2019* (2020) 221, [arXiv:2004.05820](#).
- [29] Y. Asano, S. Kováčik, and D. O’Connor, “The Confining Transition in the Bosonic BMN Matrix Model,” *JHEP* **2006** (2020) 174, [arXiv:2001.03749](#).
- [30] N. Kawahara, J. Nishimura, and S. Takeuchi, “Phase structure of matrix quantum mechanics at finite temperature,” *JHEP* **0710** (2007) 097, [arXiv:0706.3517](#).
- [31] G. Mandal, M. Mahato, and T. Morita, “Phases of one-dimensional large- N gauge theory in a $1/D$ expansion,” *JHEP* **1002** (2010) 034, [arXiv:0910.4526](#).
- [32] G. Bergner, N. Bodendorfer, M. Hanada, E. Rinaldi, A. Schäfer, and P. Vranas, “Thermal phase transition in Yang–Mills matrix model,” *JHEP* **2001** (2020) 053, [arXiv:1909.04592](#).
- [33] O. Aharony, J. Marsano, S. Minwalla, K. Papadodimas, and M. Van Raamsdonk, “The deconfinement and Hagedorn phase transitions in weakly coupled large- N gauge theories,” *Adv. Theor. Math. Phys.* **8** (2004) 603–696, [hep-th/0310285](#).
- [34] K. Furuuchi, E. Schreiber, and G. W. Semenoff, “Five-brane thermodynamics from the matrix model,” [hep-th/0310286](#).

- [35] N. S. Dhindsa, R. G. Jha, A. Joseph, A. Samlodia, and D. Schaich, “Non-perturbative phase structure of the bosonic BMN matrix model — data release,” 2022. [doi:10.5281/zenodo.6462432](https://doi.org/10.5281/zenodo.6462432).
- [36] K. Dasgupta, M. M. Sheikh-Jabbari, and M. Van Raamsdonk, “Matrix perturbation theory for M theory on a PP wave,” *JHEP* **0205** (2002) 056, [hep-th/0205185](https://arxiv.org/abs/hep-th/0205185).
- [37] K. Dasgupta, M. M. Sheikh-Jabbari, and M. Van Raamsdonk, “Protected multiplets of M theory on a plane wave,” *JHEP* **0209** (2002) 021, [hep-th/0207050](https://arxiv.org/abs/hep-th/0207050).
- [38] D. Schaich and T. DeGrand, “Parallel software for lattice $\mathcal{N} = 4$ supersymmetric Yang–Mills theory,” *Comput. Phys. Commun.* **190** (2015) 200–212, [arXiv:1410.6971](https://arxiv.org/abs/1410.6971).
- [39] A. Francis, O. Kaczmarek, M. Laine, T. Neuhaus, and H. Ohno, “Critical point and scale setting in SU(3) plasma: An update,” *Phys. Rev. D* **91** (2015) 096002, [arXiv:1503.05652](https://arxiv.org/abs/1503.05652).
- [40] M. Spradlin, M. Van Raamsdonk, and A. Volovich, “Two-loop partition function in the planar plane-wave matrix model,” *Phys. Lett.* **B603** (2004) 239–248, [hep-th/0409178](https://arxiv.org/abs/hep-th/0409178).
- [41] S. Hadizadeh, B. Ramadanovic, G. W. Semenoff, and D. Young, “Free energy and phase transition of the matrix model on a plane-wave,” *Phys. Rev.* **D71** (2005) 065016, [hep-th/0409318](https://arxiv.org/abs/hep-th/0409318).
- [42] M. Fukugita, H. Mino, M. Okawa, and A. Ukawa, “Finite Size Test for the Finite-Temperature Chiral Phase Transition in Lattice QCD,” *Phys. Rev. Lett.* **65** (1990) 816–819.
- [43] T. Azuma, T. Morita, and S. Takeuchi, “Hagedorn Instability in Dimensionally Reduced Large- N Gauge Theories as Gregory–Laflamme and Rayleigh–Plateau Instabilities,” *Phys. Rev. Lett.* **113** (2014) 091603, [arXiv:1403.7764](https://arxiv.org/abs/1403.7764).
- [44] T. Morita and H. Yoshida, “Critical Dimension and Negative Specific Heat in One-dimensional Large- N Reduced Models,” *Phys. Rev. D* **101** (2020) 106010, [arXiv:2001.02109](https://arxiv.org/abs/2001.02109).
- [45] J. Maldacena and A. Milekhin, “To gauge or not to gauge?,” *JHEP* **1804** (2018) 084, [arXiv:1802.00428](https://arxiv.org/abs/1802.00428).
- [46] E. Berkowitz, M. Hanada, E. Rinaldi, and P. Vranas, “Gauged And Ungauged: A Nonperturbative Test,” *JHEP* **1806** (2018) 124, [arXiv:1802.02985](https://arxiv.org/abs/1802.02985).