

High-dimensional model-assisted inference for treatment effects with multi-valued treatments

Wenfu Xu¹ and Zhiqiang Tan¹

January 25, 2022

Abstract Consider estimation of average treatment effects with multi-valued treatments using augmented inverse probability weighted (IPW) estimators, depending on outcome regression and propensity score models in high-dimensional settings. These regression models are often fitted by regularized likelihood-based estimation, while ignoring how the fitted functions are used in the subsequent inference about the treatment parameters. Such separate estimation can be associated with known difficulties in existing methods. We develop regularized calibrated estimation for fitting propensity score and outcome regression models, where sparsity-including penalties are employed to facilitate variable selection but the loss functions are carefully chosen such that valid confidence intervals can be obtained under possible model misspecification. Unlike in the case of binary treatments, the usual augmented IPW estimator is generalized by allowing different copies of coefficient estimators in outcome regression to ensure just-identification. For propensity score estimation, the new loss function and estimating functions are directly tied to achieving covariate balance between weighted treatment groups. We develop practical numerical algorithms for computing the regularized calibrated estimators with group Lasso by innovatively exploiting Fisher scoring, and provide rigorous high-dimensional analysis for the resulting augmented IPW estimators under suitable sparsity conditions, while tackling technical issues absent or overlooked in previous analyses. We present simulation studies and an empirical application to estimate the effects of maternal smoking on birth weights. The proposed methods are implemented in the R package `mRCAL`.

Key words and phrases: Multi-valued treatment; Average treatment effect; Calibrated estimation; Doubly robust estimation; Group Lasso; Propensity score; Regularized M-estimation.

¹Wenfu Xu is Assistant Professor, College of Economics and Management, China Jiliang University, Hangzhou 310018, China (E-mail:wf.xu@cjlu.edu.cn), and Zhiqiang Tan is Professor, Department of Statistics, Rutgers University, Piscataway, NJ 08854, USA (E-mail:ztan@stat.rutgers.edu). This work was completed when Wenfu Xu was visiting Rutgers University.

1 Introduction

Estimation of average treatment effects (ATEs) has been extensively studied in the potential-outcome framework for causal inference (Neyman 1923; Rubin 1974). As a distinctive feature of the problem, doubly robust (DR) methods are available to achieve consistent estimation if either an outcome regression (OR) model is correctly specified for the outcome Y given treatment T and covariates X or a propensity score (PS) model is correctly specified for the treatment T given covariates X (e.g., Tan 2007). All such methods can be viewed to involve two stages of estimation. First, OR and PS models are built and fitted as regression models. Then the fitted functions are substituted into a DR point estimator, notably the augmented inverse probability weighted (IPW) estimator (Robins et al. 1994). Conventionally, the two stages are treated separately: regression models in the first stage are built and fitted by maximum likelihood or variants, while ignoring how the fitted functions are used in the second stage. Such separate estimation can be associated with known difficulties in the existing methods. For example, augmented IPW estimation may perform poorly if the PS model appears to be nearly correct and fitted by maximum likelihood (Kang and Schafer 2007). There is another difficulty more recently recognized in the high-dimensional settings (Tan 2020b). If the OR and PS models are fitted by regularized maximum likelihood, then DR point estimation can be achieved by the augmented IPW estimator, but valid confidence intervals are obtained under suitable sparsity conditions only when both the OR and PS models are correctly specified (or with negligible specification biases) (Chernozhukov et al. 2018).

In this article, we develop new methods and theory for fitting OR and PS models while using augmented IPW estimation to draw inferences about ATEs with multi-valued treatments in high-dimensional settings, where the number of regressors p is close to or greater than the sample size n . Estimation of average treatment effects on the treated (ATTs) are also handled in a unified manner. Compared with existing methods, the aforementioned two stages of estimation are integrated in our approach, called regularized calibrated estimation. We employ regularized estimation for fitting the OR and PS models, where sparsity-inducing penalties such as the Lasso or group Lasso penalty are used to facilitate variable selection (Tibshirani 1996; Yuan and Lin 2006). However, we carefully choose the loss functions (or equivalently estimating functions determined from the gradients), depending on augmented IPW estimation in the second stage, such that valid confidence intervals can be obtained for the treatment parameters under suitable sparsity conditions in high-dimensional settings, while accommodating possible model misspecification. In fact, our methods not only lead to DR point estimation but also provide DR confidence intervals for ATEs and ATTs, which are valid if either a multi-class logistic PS model or a linear OR model is correctly specified. Our methods also

provide model-assisted confidence intervals for the treatment parameters, which are valid if a multi-class logistic PS model is correctly specified, but a generalized linear OR model may be misspecified. Another advantage of our approach is that the new loss function and estimating functions for PS estimation are directly tied to evaluation of covariate balance after inverse probability weighting with a multi-valued treatment. By analysis of Bregman divergences, minimization of the expected loss function can be shown to control relative errors of propensity scores more effectively than maximum likelihood with possible model misspecification. See Remark 1 and Appendix A.

Our work builds on the recent success of using regularized calibrated estimation for treatment effect estimation with binary treatments and instruments (Tan 2020ab; Sun and Tan 2021), but needs to tackle various analytical and computational complications due to multi-valued treatments. In the case of binary treatments, there are two sets of calibration equations associated with the augmented IPW estimator. One set is just-identifying for the regression coefficients in the PS model, and the other is just-identifying for those in the OR model. These calibration equations can be directly converted into two corresponding loss functions for regularized estimation (Tan 2020b). For a multi-valued treatment, calibration equations derived from the usual augmented IPW estimator are no longer just-identifying for the coefficients in the PS model and separately in the OR model. This complication is related to the fact that a multi-class logistic PS model involves $(K - 1)p$ free coefficients, but an OR model involves only p coefficients within a fixed treatment group, where K is the number of treatment groups. To make progress, we exploit a natural relationship between the two types of expectations in ATEs and ATTs:

$$E(Y^{(t)}) = E(R^{(t)}Y) + \sum_{k \neq t} E(Y^{(t)}|T = k)P(T = k), \quad (1)$$

where $Y^{(t)}$ denotes the potential outcome for treatment t . Then we define a new augmented IPW estimator for $E(Y^{(t)})$, by decomposing the usual augmented IPW estimator for $E(Y^{(t)})$ in terms of $K - 1$ augmented IPW estimators of $E(Y^{(t)}|T = k)$ as in (1), while allowing different copies of the coefficient vector in the same OR model for Y given $T = t$ and X for $k \neq t$. We show that this approach leads to calibration equations which are just-identifying for the PS coefficient vectors and separately for the $K - 1$ copies of the OR coefficient vector and can be converted into convex loss functions for regularized estimation. In particular, the new loss function for PS estimation properly extends the calibration loss in Tan (2020a) to multi-class logistic regression (see Remark 4).

We develop practical numerical algorithms for computing the regularized calibrated estimators with group Lasso penalties (Yuan and Lin 2006). Our algorithms use quadratic approximation (Friedman et al. 2010) and the majorization-minimization (MM) technique (Wu and Lange 2010), but innovatively exploit Fisher scoring (McCullagh and Nelder 1989) to construct closed-form

updates based on the block coordinate descent (Simon et al. 2013). Furthermore, we provide rigorous high-dimensional analysis of the group-Lasso regularized calibrated estimators and the resulting augmented IPW estimators for the treatment parameters with possible model misspecification. Our analysis establishes that doubly robust or model-assisted Wald confidence intervals can be obtained for the treatment parameters as described earlier under the sparsity condition, $(|S_\gamma| + |S_{\alpha_t}|)(K - 1)^{1/2}\{(K - 1) + \log(p)\} = o(n^{1/2})$, where $|S_\gamma|$ and $|S_{\alpha_t}|$ denote the non-sparsity sizes in PS and OR estimation. Compared with previous high-dimensional analyses, we carefully tackle several technical issues, including the interdependency between the gradient vectors of the loss functions in both PS and OR estimation and the data-dependency of an estimated weight in OR estimation (see Remarks 7–9). These two issues are absent in previous analysis of multi-task linear regression with group Lasso, where tasks are independent of each other (Lounici et al. 2011). The interdependency of gradient vectors appears to be overlooked in analysis of regularized likelihood estimation with group Lasso for multi-class logistic regression in Farrell (2015).

A theoretical limitation of the proposed method is that the confidence intervals are not doubly robust for the treatment parameters unless a linear OR model is used. This limitation can be traced to the fact that PS estimation and evaluation of covariate balance are designed to be applicable in our method without access to any outcome data, which is a desirable property for the PS methodology to avoid bias from outcome modeling (Rubin 2001). Doubly robust confidence intervals can be developed, by adapting the approach of Ghosh and Tan (2021), but PS and OR estimation would then be coupled to each other. See Tan (2020b, Section 3.5) for related discussion.

Related work. There is a vast and growing literature on estimation of average treatment effects. We discuss directly related work to ours, in addition to the earlier discussion.

Theory and methods for ATE estimation have been extensively studied in low-dimensional settings with binary or multi-valued treatments. The case of a multi-valued treatment is often treated as a direct extension from the case of a binary treatment (e.g., Cattaneo 2010; Tan 2010). For DR estimation, it is common to fit a generalized linear OR model and a multi-class logistic PS model by maximum likelihood or quasi-likelihood, from which the fitted values can be combined, sometimes with additional adjustment, for augmented IPW estimation. For PS estimation with a multi-valued treatment, Imai and Ratkovic (2014, Section 4.1) briefly discussed a set of covariate balancing equations, which appear related to our calibration equations (20) or equivalently (26) later. However, there exist important differences: the balancing equations are based on contrasts of IPW averages of covariates between successive treatment groups (0 vs 1, 1 vs 2, etc.), instead of contrasts of probability ratio weighted and simple averages between one treatment group and the remaining ones. In general, the set of balance equations cannot be converted into a loss function

(much less a convex loss) and need to be solved as nonlinear equations or combined with score equations from maximum likelihood using the generalized method of moments. Adaption of such equations seems difficult numerically and theoretically in high-dimensional settings.

As an alternative to maximum likelihood estimation, calibrated estimation and related methods have also been studied in low-dimensional settings for fitting PS models in causal inference with binary treatments or fitting response probability models in survey sampling and missing-data problems, where the non-missingness probability represents a propensity score (e.g., Folsom 1991; Tan 2010; Graham et al. 2012; Hainmueller 2012; Imai and Ratkovic 2014; Kim and Haziza 2014; Vermeulen and Vansteelandt 2015). In the binary case, calibrated estimation requires that the IPW averages of covariates in the treated subsample are equal to the simple averages in the overall sample. These equations can also be seen to match the probability ratio weighted averages of covariates in the treated subsample with the simple averages in the untreated subsample (Tan 2020a, Section 7.4), thereby aligned with calibration equations (26) in our multi-valued extension.

For DR estimation of ATEs with binary treatments, Kim and Haziza (2014) and Vermeulen and Vansteelandt (2015) proposed estimating equations which are equivalent to the calibration equations in Tan (2020b). In low-dimensional settings, one of the benefits is to enable computationally simpler variance estimation for augmented IPW estimators, compared with likelihood-based estimation in fitting PS and OR models. In contrast, calibration equations are exploited by Tan (2020b) to develop regularized calibrated estimation for fitting PS and OR models such that doubly robust or model-assisted confidence intervals can be obtained for ATEs in high-dimensional settings. Regularized calibrated estimation has also been proposed by Sun and Tan (2021) for estimating local average treatment effects (LATEs) with instrumental variables, and extended by Ghosh and Tan (2021) to general semiparametric estimation based on DR estimating functions. The calibration equations in the latter work are assumed to be just-identifying for two sets of nuisance parameters to be estimated. But this assumption is not satisfied in ATE estimation with a multi-valued treatment, which is a major challenge addressed in the current work.

In high-dimensional settings, DR estimating functions have also been used to derive valid confidence intervals under suitable sparsity conditions in Belloni et al. (2014) with binary treatments and Farrell (2015) with multi-valued treatments for ATEs, and in Chernozhukov et al. (2018) for more general treatment parameters. As mentioned earlier, regularized likelihood-based estimation is employed in these methods, and the confidence intervals are only shown to be valid for the treatment parameters when all working models for the nuisance parameters are correctly specified (or with negligible biases). To alleviate this limitation, there has been considerable research in high-dimensional causal inference. Examples related to regularized calibrated estimation include

Avagyan and Vansteelandt (2017), Smucler et al. (2019), Bradic et al. (2019), and Ning et al. (2020) among others. However, these methods mainly deal with ATE estimation with binary treatments, and would not be applicable to the case of multi-valued treatments.

2 Setup and existing methods

Suppose that $\{(Y_i, T_i, X_i) : i = 1, \dots, n\}$ are independent and identically distributed observations of (Y, T, X) , where Y is an observed outcome, T is an observed treatment, and X is a $d \times 1$ vector of covariates. The treatment T is assumed to take $K (\geq 2)$ possible values, denoted as $\mathcal{T} = \{0, 1, \dots, K - 1\}$, where 0 denotes the null treatment. Let $Y^{(t)}$ be the potential outcome that would be observed under treatment t (Neyman 1923; Rubin 1974). We make the consistency assumption that $Y = Y^{(t)}$ if $T = t$. The average treatment effect (ATE) for treatment t versus k is defined as $E(Y^{(t)} - Y^{(k)}) = \mu_t - \mu_k$, where $\mu_t = E(Y^{(t)})$ for $t \in \mathcal{T}$. The average treatment effect in the k th treated group (ATT) is defined as $E(Y^{(t)} - Y^{(k)} | T = k)$ for $t \neq k \in \mathcal{T}$. We mainly discuss estimation of $\{\mu_t : t \in \mathcal{T}\}$ and ATEs until Section 5 on ATT estimation.

A fundamental difficulty in estimating ATEs is that for each subject i , only one potential outcome is observed, $Y_i^{(t)}$ if $T_i = t$, and the others are missing. Nevertheless, the means $\{\mu_t : t \in \mathcal{T}\}$ can be identified from observed data under two assumptions:

- Unconfoundedness: $R^{(t)}$ and $Y^{(t)}$ are conditionally independent given X for $t \in \mathcal{T}$ (Rubin 1976), where $R^{(t)} = 1\{T = t\}$, equal to 1 if $T = t$ or 0 otherwise;
- Overlap: $\pi^*(t, X) > 0$ almost surely for $t \in \mathcal{T}$, where $\pi^*(t, X) = P(T = t | X)$ is called the propensity score (Rosenbaum and Rubin 1983).

Under the foregoing assumptions, ATE estimation from sample data customarily involves two stages. First, regression models are built and fitted for the outcome regression (OR) function $m^*(t, X) = E(Y | T = t, X)$ or the propensity score (PS) $\pi^*(t, X) = P(T = t | X)$. In the second stage, the fitted functions are substituted into various estimators for μ_t and ATEs. To facilitate discussion in Section 3, we describe regression models with pre-specified regression terms and regularized likelihood estimation commonly used in these models. We also introduce augmented IPW estimation for μ_t , which is used in the proposed method and existing ones.

Consider an outcome regression model

$$E(Y | T = t, X) = m(t, X; \alpha_t) = \psi\{\alpha_t^T g(X)\}, \quad t \in \mathcal{T}, \quad (2)$$

where $\psi(\cdot)$ is an inverse link function, $g(X) = (g_0(X), g_1(X), \dots, g_q(X))^T$ is a $(q + 1) \times 1$ vector of *known* functions of covariates (for example, main effects or interactions) with $g_0(X) \equiv 1$, and $\alpha_t = (\alpha_{jt} : j = 0, 1, \dots, q)^T$ is a $(q + 1) \times 1$ vector of unknown coefficients for $t \in \mathcal{T}$. For concreteness, model (2) is specified to allow separate coefficient vectors α_t associated with different

treatments $t \in \mathcal{T}$. For a generalized linear model with a canonical link (McCullagh and Nelder 1989), the average negative log-(quasi)-likelihood function in α_t is $\ell_{\text{ML}}(\alpha_t) = \tilde{\text{E}}(R^{(t)}[-Y\alpha_t^{\text{T}}g(X) + \Psi\{\alpha_t^{\text{T}}g(X)\}])$, where $\Psi(u) = \int_0^u \psi(u') du'$. Throughout, $\tilde{\text{E}}(\cdot)$ denotes the sample average, for example, $\tilde{\text{E}}\{R^{(t)}Yg(X)\} = n^{-1} \sum_{i=1}^n R_i^{(t)}Y_i g(X_i)$. In high-dimensional settings (i.e., large q relative to n), a regularized maximum likelihood (RML) estimator, $\hat{\alpha}_{t,\text{RMLs}}$, for α_t can be defined by separately minimizing the likelihood loss with a Lasso penalty (Tibshirani 1996):

$$\ell_{\text{RMLs}}(\alpha_t) = \ell_{\text{ML}}(\alpha_t) + \lambda_t \|\alpha_{1:q,t}\|_1, \quad t \in \mathcal{T}, \quad (3)$$

where $\|\cdot\|_1$ denotes the L_1 norm, $\alpha_{1:q,t}$ is α_t excluding the intercept α_{0t} , and $\lambda_t \geq 0$ is a tuning parameter. Alternatively, a group Lasso penalty (Yuan and Lin 2006; Farrell 2015) can be used to define regularized estimators $\{\hat{\alpha}_{t,\text{RMLg}} : t \in \mathcal{T}\}$ jointly as a minimizer to

$$\ell_{\text{RMLg}}(\alpha_0, \dots, \alpha_{K-1}) = \sum_{t \in \mathcal{T}} \ell_{\text{ML}}(\alpha_t) + \lambda \sum_{j=1}^q \|\alpha_{j\cdot}\|_2, \quad (4)$$

where $\|\cdot\|_2$ denotes the L_2 norm, $\alpha_{j\cdot} = (\alpha_{jt} : t \in \mathcal{T})^{\text{T}}$ consists of K coefficients associated with the covariate term $g_j(X)$, and $\lambda \geq 0$ is a tuning parameter.

Next, consider a multi-class logistic model for the propensity score:

$$\text{P}(T = t|X) = \pi(t, X; \gamma) = \frac{\exp\{\gamma_t^{\text{T}}f(X)\}}{\sum_{k \in \mathcal{T}} \exp\{\gamma_k^{\text{T}}f(X)\}}, \quad t \in \mathcal{T}, \quad (5)$$

where $f(X) = (f_0(X), f_1(X), \dots, f_p(X))^{\text{T}}$ is a $(p+1) \times 1$ vector of *known* functions of covariates with $f_0(X) \equiv 1$, $\gamma_k = (\gamma_{jk} : j = 0, 1, \dots, p)^{\text{T}}$ is a $(p+1) \times 1$ vector of unknown coefficients for $k \in \mathcal{T}$, and $\gamma = (\gamma_0, \dots, \gamma_{K-1})$ is a $(p+1) \times K$ matrix. The average negative log-likelihood function is $\ell_{\text{ML}}(\gamma) = \tilde{\text{E}}[-\sum_{k \in \mathcal{T}} R^{(k)}\gamma_k^{\text{T}}f(X) + \log \sum_{k \in \mathcal{T}} \exp\{\gamma_k^{\text{T}}f(X)\}]$. In high-dimensional settings (i.e., large p relative to n), a regularized likelihood estimator $\hat{\gamma}_{\text{RML}} = (\hat{\gamma}_{k,\text{RML}} : k \in \mathcal{T})$ can be defined by minimizing the likelihood loss with a group Lasso penalty (Simon et al. 2013; Farrell 2015):

$$\ell_{\text{RML}}(\gamma) = \ell_{\text{ML}}(\gamma) + \lambda \sum_{j=1}^p \|\gamma_{j\cdot}\|_2, \quad (6)$$

where the intercepts are not penalized, $\gamma_{j\cdot} = (\gamma_{jk} : k \in \mathcal{T})^{\text{T}}$ consists of K coefficients associated with the covariate term $f_j(X)$, and $\lambda \geq 0$ is a tuning parameter. For non-penalized estimation ($\lambda = 0$), two constraints are commonly used to ensure identification. One is a one-to-zero constraint, for example, $\gamma_0 \equiv 0$. The other is the sum-to-zero constraint $\sum_{k \in \mathcal{T}} \gamma_k \equiv 0$. For penalized estimation, there is a slight difference between use of the two constraints. If the one-to-zero constraint $\gamma_0 \equiv 0$ is used, then γ can be reduced to a $(p+1) \times (K-1)$ matrix $(\gamma_k : k \in \mathcal{T} \setminus \{0\})$ and $\gamma_{j\cdot}$ to a $(K-1) \times 1$ vector $(\gamma_{jk} : k \in \mathcal{T} \setminus \{0\})^{\text{T}}$. If the sum-to-zero constraint is used, then only the intercepts need to be

explicitly constrained, $\sum_{k \in \mathcal{T}} \gamma_{0k} \equiv 0$, because minimization of (6) with $\lambda > 0$ automatically implies that $\sum_{k \in \mathcal{T}} \hat{\gamma}_{jk, \text{RML}} = 0$ holds for $j = 1, \dots, p$. See the Supplement Section II.1 for a corrected proof of the sum-to-zero relationship originally discussed in Simon et al. (2013).

Various estimators of μ_t can be employed, using fitted values from OR model (2) or PS model (5) or both (Tan 2007, 2010a). In particular, there are doubly robust (DR) estimators depending on both OR and PS models in the augmented IPW form (Robins et al. 1994)

$$\hat{\mu}_t(\hat{m}, \hat{\pi}) = \tilde{\text{E}} \{ \varphi_t(Y, T, X; \hat{\alpha}_t, \hat{\gamma}) \}, \quad (7)$$

where $\hat{m}(t, X) = m(t, X; \hat{\alpha}_t)$ and $\hat{\pi}(t, X) = \pi(t, X; \hat{\gamma})$ for some estimators $\hat{\alpha}_t$ and $\hat{\gamma}$, and

$$\varphi_t(Y, T, X; \alpha_t, \gamma) = \frac{R^{(t)}Y}{\pi(t, X; \gamma)} - \left\{ \frac{R^{(t)}}{\pi(t, X; \gamma)} - 1 \right\} m(t, X; \alpha_t).$$

In high-dimensional settings, Farrell (2015) studied the estimator $\hat{\mu}_t(\hat{m}_{\text{RMLg}}, \hat{\pi}_{\text{RML}})$, using the group Lasso penalized estimators $\hat{\alpha}_{t, \text{RMLg}}$ and $\hat{\gamma}_{\text{RML}}$ described above, where $\hat{m}_{\text{RMLg}}(t, X) = m(t, X; \hat{\alpha}_{t, \text{RMLg}})$ and $\hat{\pi}_{\text{RML}} = \pi(t, X; \hat{\gamma}_{\text{RML}})$. Two types of results are obtained, each under suitable sparsity conditions. First, $\hat{\mu}_t(\hat{m}_{\text{RMLg}}, \hat{\pi}_{\text{RML}})$ is shown to be pointwise doubly robust, i.e., remain consistent if either model (2) or model (5) is correctly specified. Second, $\hat{\mu}_t(\hat{m}_{\text{RMLg}}, \hat{\pi}_{\text{RML}})$ is shown to admit an $n^{-1/2}$ asymptotic expansion which leads to valid Wald confidence intervals for μ_t if both models (2) and (5) are correctly specified. See Remark 9 for further discussion.

3 Proposed method

We develop regularized calibrated estimation (RCAL) to tackle ATE estimation with multi-valued treatments in high-dimensional settings, where a large number of regression terms are allowed in OR and PS models. Our approach exploits an interesting generalization of the augmented IPW estimator $\hat{\mu}_t(\hat{m}, \hat{\pi})$ in (7), and derives a novel set of regularized calibrated estimators when fitting OR model (2) and PS model (5), such that valid Wald confidence intervals can be obtained without requiring both models (2) and (5) are correctly specified.

3.1 Regularized calibrated estimation

For technical convenience, consider the OR model (2) and PS model (5) with the same regressor vectors used (hence $q = p$). Otherwise, models (2) and (5) can be enlarged by taking the union of the regressors. Then the OR model can be stated as

$$\text{E}(Y|T = t, X) = m(t, X; \alpha_t) = \psi\{\alpha_t^T f(X)\}, \quad t \in \mathcal{T}, \quad (8)$$

where $f(X)$ is the same vector of regressors as in model (5), including main effects and interactions of the covariate vector X . This choice seems inconsequential, because different subsets of $f(X)$

with nonzero coefficients are allowed in models (5) and (8).

As mentioned in Section 2, ATE estimation can be viewed as two-stage semi-parametric estimation, where OR and PS models are fitted to obtain $(\hat{m}, \hat{\pi})$, and then the augmented IPW estimator $\hat{\mu}_t(\hat{m}, \hat{\pi})$ is used to estimate μ_t . Our approach involves two main elements in the first-stage estimation. First, we employ regularized estimation with sparsity-inducing penalties such as the Lasso or group Lasso penalty (Tibshirani 1996; Yuan and Lin 2006), to deal with the large number of regressors under sparsity assumptions. Second, we carefully choose the loss functions for regularized estimation, such that the resulting estimator for μ_t admits an asymptotic expansion about μ_t in the usual order $O_p(n^{-1/2})$, and hence valid Wald confidence intervals can be obtained for μ_t and ATEs, while allowing for model misspecification. Moreover, the new loss function for PS estimation can be directly tied to evaluation of covariate balance. Unless otherwise stated, we discuss estimation of μ_t for a fixed treatment t and denote as $k \in \mathcal{T}$ a generic treatment.

Calibration equations. We derive calibration equations for $\hat{\alpha}_t$ and $\hat{\gamma}$ in the augmented IPW estimator $\hat{\mu}_t(\hat{m}, \hat{\pi})$ with possible model misspecification, by similar reasoning as in Tan (2020b) and Ghosh and Tan (2020). Suppose that $\hat{\alpha}_t$ converges in probability to a limit (or target) value $\bar{\alpha}_t$ and $\hat{\gamma}$ converges in probability to a limit (or target) value $\bar{\gamma}$ as $n \rightarrow \infty$, such that

- $\bar{\alpha}_t$ coincides with the true value α_t^* in model (8) with $m^*(t, X) = m(t, X; \alpha_t^*)$ if model (8) is correctly specified, but otherwise $m(t, X; \bar{\alpha}_t)$ may differ from $m^*(t, X)$.
- $\bar{\gamma}$ coincides with the true value γ^* in model (5) with $\pi^*(k, X) = \pi(k, X; \gamma^*)$ if model (5) is correctly specified, but otherwise $\pi(k, X; \bar{\gamma})$ may differ from $\pi^*(k, X)$ for $k \in \mathcal{T}$.

For convenience, we fix $\gamma_t \equiv 0$ in γ in the following discussion. Then a Taylor expansion of $\hat{\mu}_t(\hat{m}, \hat{\pi}) = \tilde{\mathbb{E}}\{\varphi_t(Y, T, X; \hat{\alpha}_t, \hat{\gamma})\}$ yields

$$\begin{aligned} \hat{\mu}_t(\hat{m}, \hat{\pi}) &= \hat{\mu}_t(\bar{m}, \bar{\pi}) + (\hat{\alpha}_t - \bar{\alpha}_t)^\top \times (\partial/\partial\alpha_t)\tilde{\mathbb{E}}\{\varphi_t(Y, T, X; \alpha_t, \gamma)\}\Big|_{(\alpha_t, \gamma)=(\bar{\alpha}_t, \bar{\gamma})} \\ &\quad + \sum_{k \neq t} (\hat{\gamma}_k - \bar{\gamma}_k)^\top \times (\partial/\partial\gamma_k)\tilde{\mathbb{E}}\{\varphi_t(Y, T, X; \alpha_t, \gamma)\}\Big|_{(\alpha_t, \gamma)=(\bar{\alpha}_t, \bar{\gamma})} + o_p(n^{-1/2}), \end{aligned} \quad (9)$$

where $\bar{m}(t, X) = m(t, X; \bar{\alpha}_t)$, $\bar{\pi}(t, X) = \pi(t, X; \bar{\gamma})$, and the remainder is taken to be $o_p(n^{-1/2})$ under suitable conditions. For calibrated estimation, a basic idea is that if the derivatives with respect to α_t and γ_k , $k \neq t$, in (9) have means 0, referred to as calibration equation:

$$0 = (\partial/\partial\alpha_t) \mathbb{E}\{\varphi_t(Y, T, X; \alpha_t, \gamma)\}\Big|_{(\alpha_t, \gamma)=(\bar{\alpha}_t, \bar{\gamma})}, \quad (10)$$

$$0 = (\partial/\partial\gamma_k) \mathbb{E}\{\varphi_t(Y, T, X; \alpha_t, \gamma)\}\Big|_{(\alpha_t, \gamma)=(\bar{\alpha}_t, \bar{\gamma})}, \quad k \neq t, \quad (11)$$

then it can be shown that the second and third terms on the right-hand side of (9) reduces to $o_p(n^{-1/2})$ and hence $\hat{\mu}_t(\hat{m}, \hat{\pi})$ admits the asymptotic expansion

$$\hat{\mu}_t(\hat{m}, \hat{\pi}) = \hat{\mu}_t(\bar{m}, \bar{\pi}) + o_p(n^{-1/2}), \quad (12)$$

under certain sparsity conditions. The expansion (12) appears similar to the expansion

$$\hat{\mu}_t(\hat{m}, \hat{\pi}) = \hat{\mu}_t(m^*, \pi^*) + o_p(n^{-1/2}), \quad (13)$$

which is satisfied for the regularized likelihood estimators $(\hat{m}, \hat{\pi}) = (\hat{m}_{\text{RMLg}}, \hat{\pi}_{\text{RML}})$ under suitable conditions if both models (5) and (8) are correctly specified (Farrell 2015). However, an important difference between (12) and (13) is that the expansion (12) is expected to hold even when models (5) and (8) may be misspecified, provided that the estimators $\hat{\alpha}_t$ and $\hat{\gamma}_k$, $k \neq t$, are constructed with the limit values satisfying calibration equations (10)–(11). If model (5) or (8) is correctly specified, then $\bar{\pi}(t, X) = \pi^*(t, X)$ or $\bar{m}(t, X) = m^*(t, X)$ respectively and $\hat{\mu}_t(\bar{m}, \bar{\pi})$ has mean equal to μ_t by the double robustness of augmented IPW estimation. In either case, the expansion (12) implies that the estimator $\hat{\mu}_t(\hat{m}, \hat{\pi})$ admits $\varphi_t(Y, T, X; \bar{\alpha}_t, \bar{\gamma}) - \mu_t$ as the influence function, and hence valid Wald confidence intervals for μ_t can be obtained in the usual manner.

Sequential calibration estimation. While the preceding discussion outlines basic reasoning for our approach, there are nontrivial complications which we need to address. For simplicity, assume that OR model (8) is linear with $m(t, X; \alpha_t) = \alpha_t^\top f(X)$. Then calibration equations (10) and (11), with $\gamma_t \equiv 0$, can be directly shown to yield

$$0 = \text{E}[\{1 - R^{(t)}/\pi(t, X; \bar{\gamma})\}f(X)], \quad (14)$$

$$0 = \text{E}[R^{(t)}\{\pi(k, X; \bar{\gamma})/\pi(t, X; \bar{\gamma})\}\{Y - m(t, X; \bar{\alpha}_t)\}f(X)], \quad k \neq t. \quad (15)$$

There are $(K - 1)p$ free coefficients in γ , but only p equations in (14), whereas there are p free coefficients in α_t , but $(K - 1)p$ equations in (15). For multi-valued treatments ($K \geq 3$), equations (14)–(15) are under-identifying in γ_k , $k \neq t$, but over-identifying in α_t . In addition, solving nonlinear equations such as sample versions of (14)–(15), even if theoretically just-identifying, may suffer the issue of no solution or multiple solutions (Small et al. 2000).

To tackle the foregoing issues, we introduce $\hat{\alpha}_t^{(k)}$, $k \neq t$, as separate versions of $\hat{\alpha}_t$ and generalize the augmented IPW estimator $\hat{\mu}_t(\hat{m}, \hat{\pi})$ in (7) as

$$\hat{\mu}_t(\hat{m}^\#, \hat{\pi}) = \tilde{\text{E}} \left\{ \varphi_t(Y, T, X; \hat{\alpha}_t^\#, \hat{\gamma}) \right\}, \quad (16)$$

where $\hat{m}^\#(t, X) = \{m(t, X; \hat{\alpha}_t^{(k)}) : k \neq t\}$, $\hat{\alpha}_t^\# = (\hat{\alpha}_t^{(k)} : k \neq t)$, and

$$\varphi_t(Y, T, X; \hat{\alpha}_t^\#, \hat{\gamma}) = R^{(t)}Y + \sum_{k \neq t} \varphi_t^{(k)}(Y, T, X; \hat{\alpha}_t^{(k)}, \hat{\gamma}), \quad (17)$$

$$\varphi_t^{(k)}(Y, T, X; \hat{\alpha}_t^{(k)}, \hat{\gamma}) = R^{(t)}Y \frac{\pi(k, X; \gamma)}{\pi(t, X; \gamma)} - \left\{ R^{(t)} \frac{\pi(k, X; \gamma)}{\pi(t, X; \gamma)} - R^{(k)} \right\} m(t, X; \alpha_t^{(k)}). \quad (18)$$

Because different estimators $\hat{\alpha}_t^{(k)}$, $k \neq t$, are allowed, $\hat{\mu}_t(\hat{m}^\#, \hat{\pi})$ in (16) depends on $\pi(k, X; \hat{\gamma})$ for all $k \in \mathcal{T}$, not just $\pi(t, X; \hat{\gamma})$ as in (7). If $\hat{\alpha}_t^{(k)}$, $k \neq t$, are all defined to be the same as $\hat{\alpha}_t$, then (16)

reduces to (7). Interestingly, $\tilde{E}(R^{(t)}Y)$ is directly an unbiased estimator of $E(R^{(t)}Y) = E(Y|T = t)P(T = t)$, and $\tilde{E}\{\varphi_t^{(k)}(Y, T, X; \hat{\alpha}_t^{(k)}, \hat{\gamma})\}$ can be identified as an augmented IPW estimator of the expectation $E(R^{(k)}Y^{(t)}) = E(Y^{(t)}|T = k)P(T = k)$ for $k \neq t$. Hence (16) corresponds to a natural decomposition of the mean $\mu_t = E(Y^{(t)})$ in ATEs into the means of potential outcomes involved in ATTs, as stated in equation (1). See Section 5 for further discussion.

Next, we apply similar reasoning as (9)–(11) to the estimator $\hat{\mu}_t(\hat{m}^\#, \hat{\pi})$. With $\gamma_t \equiv 0$, a Taylor expansion of $\hat{\mu}_t(\hat{m}^\#, \hat{\pi})$ yields

$$\begin{aligned} \hat{\mu}_t(\hat{m}^\#, \hat{\pi}) &= \hat{\mu}_t(\bar{m}^\#, \bar{\pi}) + \sum_{k \neq t} (\hat{\alpha}_t^{(k)} - \bar{\alpha}_t^{(k)})^\top \times (\partial/\partial \alpha_t^{(k)}) \tilde{E}\{\varphi_t^{(k)}(Y, T, X; \alpha_t^{(k)}, \gamma)\}|_{(\alpha_t^{(k)}, \gamma) = (\bar{\alpha}_t^{(k)}, \bar{\gamma})} \\ &+ \sum_{k \neq t} (\hat{\gamma}_k - \bar{\gamma}_k)^\top \times (\partial/\partial \gamma_k) \tilde{E}\{\varphi_t^{(k)}(Y, T, X; \alpha_t^{(k)}, \gamma)\}|_{(\alpha_t^{(k)}, \gamma) = (\bar{\alpha}_t^{(k)}, \bar{\gamma})} + o_p(n^{-1/2}). \end{aligned} \quad (19)$$

where $\bar{m}^\#(t, X) = \{m(t, X; \bar{\alpha}_t^{(k)}) : k \neq t\}$ and $\bar{\alpha}_t^{(k)}$ is the limit value of $\hat{\alpha}_t^{(k)}$, $k \neq t$. Setting the expectations of the derivative terms above to 0 leads to the calibration equations:

$$0 = E[\{R^{(k)} - R^{(t)}e^{(\bar{\gamma}_k - \bar{\gamma}_t)^\top f(X)}\}f(X)], \quad k \neq t, \quad (20)$$

$$0 = E[R^{(t)}e^{(\bar{\gamma}_k - \bar{\gamma}_t)^\top f(X)}\{Y - m(t, X; \bar{\alpha}_t^{(k)})\}f(X)], \quad k \neq t, \quad (21)$$

For symmetry, $\bar{\gamma}_k$ is replaced by $\bar{\gamma}_k - \bar{\gamma}_t$ for $k \in \mathcal{T}$ including $k = t$ to remove the constraint $\gamma_t \equiv 0$. Remarkably, equations (20) are just-identifying in $\{\gamma_k - \gamma_t : k \neq t\}$, and, given $\bar{\gamma}$, equations (21) are just-identifying in $\{\alpha_t^{(k)} : k \neq t\}$. In fact, (20) can be shown to be the stationary condition for minimizing the expected loss $E\{\ell_{\text{CAL}}(\gamma)\}$, where

$$\ell_{\text{CAL}}(\gamma) = \tilde{E}\left[\sum_{k \neq t} \left\{R^{(t)}e^{(\gamma_k - \gamma_t)^\top f(X)} - R^{(k)}(\gamma_k - \gamma_t)^\top f(X)\right\}\right], \quad (22)$$

is a convex loss in γ , different from the likelihood loss $\ell_{\text{ML}}(\gamma)$. Moreover, (21) can be shown to be the stationary condition for minimizing the expected loss $E\{\ell_{\text{WL}}(\alpha_t^{(k)}; \bar{\gamma})\}$, where

$$\ell_{\text{WL}}(\alpha_t^{(k)}; \gamma) = \tilde{E}[R^{(t)}e^{(\gamma_k - \gamma_t)^\top f(X)}\{Y - m(t, X; \alpha_t^{(k)})\}^2]/2, \quad k \neq t, \quad (23)$$

is a weighted least squares loss for regression of Y on X in treatment group t , with the weight $e^{(\gamma_k - \gamma_t)^\top f(X)}$ depending on γ . Different $\ell_{\text{WL}}(\alpha_t^{(k)}; \gamma)$ for $k \neq t$ is associated with different weights. The losses $\ell_{\text{CAL}}(\gamma)$ and $\ell_{\text{WL}}(\alpha_t^{(k)}; \gamma)$ are called the calibration (CAL) loss in γ and $\alpha_t^{(k)}$ respectively, and $\ell_{\text{WL}}(\alpha_t^{(k)}; \gamma)$ is also called the weighted least squares or likelihood (WL) loss.

For a nonlinear OR model (8), calibration equations obtained from the derivative terms with respect to γ in (19) are the same as (21), whereas those from the derivative terms with respect to $\alpha_t^{(k)}$ are of a more complicated form than (20):

$$0 = E[\{R^{(k)} - R^{(t)}e^{(\bar{\gamma}_k - \bar{\gamma}_t)^\top f(X)}\}\psi_2(\bar{\alpha}_t^{(k)} f(X))f(X)], \quad k \neq t, \quad (24)$$

where $\psi_2(\cdot)$ denotes the derivative of $\psi(\cdot)$. Compared with (20) for a linear OR model, equations (24) involve both γ and $\alpha_t^{(k)}$, $k \neq t$, and hence the sample versions of (21) and (24) cannot be solved sequentially or inverted to define loss functions sequentially as above. To circumvent this complication, we employ sequential calibration as follows: retain the loss function $\ell_{\text{CAL}}(\gamma)$ in γ and then invert the calibration equation (21) to obtain the loss function in $\alpha_t^{(k)}$:

$$\ell_{\text{WL}}(\alpha_t^{(k)}; \gamma) = \tilde{\text{E}} \left(R^{(t)} e^{(\gamma_k - \gamma_t)^\top f(X)} [-Y f^\top(X) \alpha_t^{(k)} + \Psi\{f^\top(X) \alpha_t^{(k)}\}] \right), \quad k \neq t, \quad (25)$$

where $\Psi(u) = \int_0^u \psi(u') du'$. The loss (25) is a weighted version of the likelihood loss $\ell_{\text{ML}}(\alpha_t)$ in Section 2. The weighted least squares loss (23) is recovered in the special case of a linear OR model, $\psi(u) = u$ and $\Psi(u) = u^2/2$. This approach has two main advantages. First, as discussed below, the loss functions can be used sequentially for regularized estimation in a computationally convenient manner. Second, the calibration loss $\ell_{\text{CAL}}(\gamma)$ can be desirable for PS estimation, independently of outcome regression, in terms of both the informative form of calibration equations (20) and a strong relationship between minimization of the expected calibration loss and reduction of relative errors in propensity scores, which are discussed in Remark 1 and Appendix A.

Remark 1 (PS calibration equations). Although derived for achieving desirable asymptotic expansions, the calibration equations for PS estimation are directly related to covariate balance after inverse probability weighting. In fact, the calibration equations (20) can be rewritten as

$$0 = \text{E} \left[\left\{ R^{(k)} - R^{(t)} \frac{\pi(k, X; \bar{\gamma})}{\pi(t, X; \bar{\gamma})} \right\} f(X) \right], \quad k \neq t, \quad (26)$$

which indicates that the weighted mean of $f(X)$ in the t th treated group is matched with the simple mean of $f(X)$ in the k th treated group. The weight used in (26) is the probability ratio $\pi(k, X; \bar{\gamma})/\pi(t, X; \bar{\gamma})$ related to ATT estimation. Summing the two sides of (26) over $k \neq t$ yields $0 = \text{E}[\{1 - R^{(t)}/\pi(t, X; \bar{\gamma})\}f(X)]$, that is, calibration equations (14) derived from the usual augmented IPW estimator $\hat{\mu}_t(\hat{m}, \hat{\pi})$. Equation (14) indicates that the weighted mean of $f(X)$ in the t th treated group is matched with the mean of $f(X)$ in the population, with the weight being the inverse probability $1/\pi(t, X; \bar{\gamma})$, typically found in ATE estimation. However, equations (26) over all choices $k \neq t$ are just-identifying in γ whereas equations (14) are not, unless in the case of binary treatments where the equations are equivalent (Tan 2020a, Section 7.4).

Lasso regularized estimation. In high-dimensional settings, we combine the calibration losses in (22) and (23) or (25) with Lasso-type penalties to define regularized calibrated estimators $\hat{\gamma}$ and $\hat{\alpha}_t^{(k)}$, $k \neq t$, which are then substituted into the estimator (16) for μ_t . To exploit group sparsity in coefficients associated with different covariate terms, we incorporate group Lasso penalties with

the calibration losses. First, define the estimator $\hat{\gamma}_{\text{RCAL}}$ as a minimizer of

$$\ell_{\text{RCAL}}(\gamma) = \ell_{\text{CAL}}(\gamma) + \lambda_1 \sum_{j=1}^p \|\gamma_{j\cdot}\|_2, \quad (27)$$

where $\gamma_{j\cdot} = (\gamma_{jk} : k \in \mathcal{T})^\top$ is the transpose of the row vector in γ associated with $f_j(X)$, and $\lambda_1 \geq 0$ is a tuning parameter. Similarly to $\hat{\gamma}_{\text{RML}}$ discussed earlier, either a one-to-zero constraint or the sum-to-zero constraint can be used for identification. For simplicity, we fix the one-to-zero constraint $\gamma_t \equiv 0$ and use the notation $\gamma = (\gamma_k : k \in \mathcal{T} \setminus \{t\})$ as a $(p+1) \times (K-1)$ matrix and $\gamma_{j\cdot} = (\gamma_{jk} : k \in \mathcal{T} \setminus \{t\})^\top$ as a $(K-1) \times 1$ vector, whenever needed from the context.

Instead of the generic constraint $\gamma_0 \equiv 0$, our choice $\gamma_t \equiv 0$ is aligned with the fact that the calibration loss $\ell_{\text{CAL}}(\gamma)$ in (22) depends on the treatment t for which μ_t is estimated, whereas the likelihood loss $\ell_{\text{ML}}(\gamma)$ is invariant regardless of which treatment t is considered for estimation of μ_t (see Remark 2). By the constraint $\gamma_t \equiv 0$, the loss function $\ell_{\text{CAL}}(\gamma)$ becomes separable in $(\gamma_k : k \in \mathcal{T} \setminus \{t\})$, which then leads to both a simple quadratic approximation (31) to $\ell_{\text{CAL}}(\gamma)$ for numerical implementation and a simple compatibility condition in Assumption 1(iii) for theoretical analysis. We defer to Supplement Section II the material about use of the sum-to-zero constraint and comparison with the one-to-zero constraint.

Next, we form a combined loss $\ell_{\text{WL}}(\alpha_t^\#; \hat{\gamma}_{\text{RCAL}}) = \sum_{k \neq t} \ell_{\text{WL}}(\alpha_t^{(k)}; \hat{\gamma}_{\text{RCAL}})$, and define the estimator $\hat{\alpha}_{t, \text{RWL}}^\# = (\hat{\alpha}_{t, \text{RWL}}^{(k)} : k \neq t)$ as a minimizer of

$$\ell_{\text{RWL}}(\alpha_t^\#; \hat{\gamma}_{\text{RCAL}}) = \ell_{\text{WL}}(\alpha_t^\#; \hat{\gamma}_{\text{RCAL}}) + \lambda_2 \sum_{j=1}^p \|\alpha_{jt}^\#\|_2, \quad (28)$$

where $\alpha_t^\# = (\alpha_t^{(k)} : k \neq t)$ is a $(p+1) \times (K-1)$ matrix, $\alpha_{jt}^\# = (\alpha_{jt}^{(k)} : k \neq t)^\top$ is the transpose of the row vector in $\alpha_t^\#$ associated with $f_j(X)$, and $\lambda_2 \geq 0$ is a tuning parameter. See Appendix B for implications from the Karush–Kuhn–Tucker conditions for minimization of (27) and (28).

Wald confidence intervals. From regularized calibrated estimation, the resulting estimator (16) for μ_t is $\hat{\mu}_t(\hat{m}_{\text{RWL}}^\#, \hat{\pi}_{\text{RCAL}})$, where $\hat{m}_{\text{RWL}}^\#(t, X) = \{\hat{m}(t, X; \hat{\alpha}_{t, \text{RWL}}^{(k)} : k \neq t)\}$ and $\hat{\pi}_{\text{RCAL}}(k, X) = \pi(k, X; \hat{\gamma}_{\text{RCAL}})$, $k \in \mathcal{T}$. In Section 4.2, we show that if PS model (5) is correctly specified but OR model (8) may be misspecified, then $\hat{\mu}_t(\hat{m}_{\text{RWL}}^\#, \hat{\pi}_{\text{RCAL}})$ admits an asymptotic expansion similar to (12) under suitable sparsity conditions:

$$\hat{\mu}_t(\hat{m}_{\text{RWL}}^\#, \hat{\pi}_{\text{RCAL}}) = \hat{\mu}_t(\bar{m}_{\text{WL}}^\#, \bar{\pi}_{\text{CAL}}) + o_p(n^{-1/2}), \quad (29)$$

where $\bar{m}_{\text{WL}}^\#(t, X) = \{m(t, X; \bar{\alpha}_{t, \text{WL}}^{(k)} : k \neq t)\}$, $\bar{\pi}_{\text{CAL}}(k, X) = \pi(k, X; \bar{\gamma}_{\text{CAL}})$, $k \in \mathcal{T}$, and $\bar{\alpha}_{t, \text{WL}}^{(k)}$ and $\bar{\gamma}_{\text{CAL}}$ are the limit values of $\hat{\alpha}_{t, \text{RWL}}^{(k)}$, $k \neq t$, and $\hat{\gamma}_{\text{RCAL}}$ respectively. Then an asymptotic $(1-c)$ confidence interval for μ_t can be obtained as $\hat{\mu}_t(\hat{m}_{\text{RWL}}^\#, \hat{\pi}_{\text{RCAL}}) \pm z_{c/2} \sqrt{\hat{V}_t/n}$, where $z_{c/2}$ is the

$(1 - c/2)$ quantile of $N(0, 1)$ and, with $\varphi_t(Y, T, X; \alpha_t^\#, \gamma)$ defined in (17),

$$\hat{V}_t = \tilde{\mathbb{E}} \left[\{\varphi_t(Y, T, X; \hat{\alpha}_{t,\text{RWL}}^\#, \hat{\gamma}_{\text{RCAL}}) - \hat{\mu}_t(\hat{m}_{\text{RWL}}^\#, \hat{\pi}_{\text{RCAL}})\}^2 \right]. \quad (30)$$

For a linear OR model, the asymptotic expansion (29) can be established, with possible misspecification of both models (8) and (5). In this case, the confidence intervals for μ_t are doubly robust, being also valid when model (8) is correctly specified, but model (5) may be misspecified.

For a nonlinear OR model, our approach does not in theory lead to doubly robust confidence intervals for μ_t , because calibration equations (21) and (24) are not fully taken into account as discussed above. Alternatively, doubly robust confidence intervals can be investigated, while exploiting the calibration equations (21) and (24) based on $\hat{\mu}_t(\hat{m}^\#, \hat{\pi})$ proposed here. Such methods tend to involve more complex theory and implementation, for example, sample splitting and cross fitting in Smucler et al. (2019) and iterations of regularized calibrated estimation in Ghosh and Tan (2020). Hence our approach is expected to remain useful in applications.

Remark 2 (Separate PS estimation). A subtle feature of our method is that for fitting the PS model (5), the loss $\ell_{\text{CAL}}(\gamma)$ and the estimator $\hat{\gamma}_{\text{RCAL}}$ depend on the treatment t for which the mean μ_t is estimated. Such dependency on t is suppressed in the notation for simplicity, but needs to be noticed throughout. Hence when estimating different means μ_t for $t \in \mathcal{T}$, separate estimators of γ are required in our method, whereas a single estimator of γ is used in existing methods as described in Section 2. This scheme of separate estimation of propensity scores is inherent to our method, and may be advantageous in allowing treatment-specific approximations in the presence of model misspecification. See Tan (2020b), Section 3.5, for related discussion.

Remark 3 (Separate OR estimation). There are also important differences between our method and existing methods in handling outcome regression. Farrell (2015) employed the penalized objective function (4), by combining individual loss functions in separate treatment groups and adding a group Lasso penalty, which encourages a small subset of important regressors, $f_j(X)$ with nonzero α_{jt} , for outcome regression over different treatment groups. In contrast, our penalized objection function (28) combines individual loss functions in the fixed treatment group t but depending on separate versions of α_t through different weights in outcome regression. A group Lasso penalty is then introduced to encourage a small subset of important regressors, $f_j(X)$ with nonzero $\alpha_{jt}^\#$, for outcome regression with different weights. Hence for estimating the mean μ_t , our method exploits separate versions of weighted outcome regression within treatment group t , instead of combining outcome regression across all treatment groups as in Farrell (2015).

Remark 4 (Binary treatments). We discuss how the proposed method generalizes that in Tan (2020ab) with binary treatments. Take $\mathcal{T} = \{0, 1\}$ and fix $t = 1$. First, the calibration loss

$\ell_{\text{CAL}}(\gamma)$ in (22) becomes $\ell_{\text{CAL}}(\gamma) = \tilde{\text{E}}[R^{(1)}e^{(\gamma_0 - \gamma_1)^T f(X)} - R^{(0)}(\gamma_0 - \gamma_1)^T f(X)]$. By minimization of the penalized loss (27) with the constraint $\gamma_t = \gamma_1 \equiv 0$, the estimator $\hat{\gamma}_{\text{RCAL}} = (\hat{\gamma}_{0,\text{RCAL}}, 0)$ is defined such that $\hat{\gamma}_{0,\text{RCAL}} = \text{argmin}_{\gamma_0} \{\ell_{\text{CAL}}(\gamma_0, 0) + \lambda_1 \|\gamma_{1:p,0}\|_1\}$ or equivalently $-\hat{\gamma}_{0,\text{RCAL}} = \text{argmin}_{\gamma_1} \{\ell_{\text{CAL}}(0, \gamma_1) + \lambda_1 \|\gamma_{1:p,1}\|_1\}$, where $\gamma_{1:p,k}$ is γ_k excluding the intercept γ_{0k} for $k = 0, 1$. The loss function in γ_1 only,

$$\ell_{\text{CAL}}(0, \gamma_1) = \tilde{\text{E}} \left[R^{(1)} e^{-\gamma_1^T f(X)} + R^{(0)} \gamma_1^T f(X) \right]$$

is precisely the calibration loss for fitting PS models with binary treatments in Tan (2020ab). Hence the same fitted propensity score $\pi(1, X; \hat{\gamma}_{\text{RCAL}}) = \{1 + \exp(\hat{\gamma}_{0,\text{RCAL}}^T f(X))\}^{-1}$ can be obtained from Tan (2020ab) with the same tuning parameter λ_1 . Second, the loss $\ell_{\text{WL}}(\alpha_1^{(0)}; \gamma)$ in (25) can be easily shown to coincide with the weighted likelihood loss for fitting OR models in Tan (2020b), where $\alpha_1^{(0)}$ is the only version of α_1 and $e^{(\gamma_0 - \gamma_1)^T f(X)} = \{1 - \pi(1, X; \gamma)\} / \pi(1, X; \gamma)$. The group Lasso penalty in (28) also reduces to the Lasso penalty. Hence the same fitted function $m(1, X; \hat{\alpha}_{1,\text{RWL}}^{(0)})$ can be obtained from Tan (2020b) using the same tuning parameter λ_2 . Finally, the generalized estimator $\hat{\mu}_t(\hat{m}^\#, \hat{\pi})$ in (16) can be directly shown to coincide with the original version $\hat{\mu}_t(\hat{m}, \hat{\pi})$ in (7) with binary treatments. Therefore, our estimator $\hat{\mu}_t(\hat{m}_{\text{RWL}}^\#, \hat{\pi}_{\text{RCAL}})$ for μ_t recovers that in Tan (2020b), using the same fitted PS and OR functions.

3.2 Computation

We propose Fisher scoring block coordinate descent algorithms for computing the estimators $\hat{\gamma}_{\text{RCAL}}$ and $\hat{\alpha}_{t,\text{RWL}}^\#$, that is, minimizing the objective functions (27) for a fixed λ_1 and (28) for a fixed λ_2 . Compared with existing algorithms for group-penalized multi-response and multinomial regression (Simon et al. 2013), our algorithms for both $\hat{\gamma}_{\text{RCAL}}$ and $\hat{\alpha}_{t,\text{RWL}}^\#$ are derived by innovatively incorporating Fisher scoring before forming a majorizing quadratic approximation to the loss function used and solving a multi-response group-Lasso least-square problem in each iteration. Previously, Fisher scoring is used in the iterative reweighted least squares algorithm for fitting generalized linear models with noncanonical links, such as probit regression (McCullagh and Nelder 1989).

Algorithm for computing $\hat{\gamma}_{\text{RCAL}}$. We fix $\gamma_t \equiv 0$ and use the notation $\gamma = (\gamma_k : k \in \mathcal{T} \setminus \{t\})$ and $\gamma_{j\cdot} = (\gamma_{jk} : k \in \mathcal{T} \setminus \{t\})^T$ as mentioned below (27). A second-order Taylor expansion of $\ell_{\text{CAL}}(\gamma)$ at the current estimate, denoted as $\tilde{\gamma}$, gives the quadratic approximation

$$\begin{aligned} \ell_{\text{CAL,Q1}}(\gamma) &= \ell_{\text{CAL}}(\tilde{\gamma}) + \tilde{\text{E}} \{g^T(X; \tilde{\gamma})(\gamma - \tilde{\gamma})^T f(X)\} \\ &\quad + \frac{1}{2} \tilde{\text{E}} \left\{ f^T(X)(\gamma - \tilde{\gamma}) \frac{R^{(t)}}{\pi(t, X; \tilde{\gamma})} H(X; \tilde{\gamma})(\gamma - \tilde{\gamma})^T f(X) \right\}, \end{aligned} \quad (31)$$

where $g(X; \gamma) = (g_k : k \in \mathcal{T} \setminus \{t\})^T$ with $g_k = R^{(t)}\pi(k, X; \gamma)/\pi(t, X; \gamma) - R^{(k)}$ for $k \neq t$, and $H(X; \gamma) = \text{diag}(\pi(k, X; \gamma) : k \in \mathcal{T} \setminus \{t\})$. Incidentally, if the sum-to-zero constraint is used on γ , then a quadratic approximation to $\ell_{\text{CAL}}(\gamma)$ can also be obtained in the form (31), but with $H(X; \tilde{\gamma})$ a $K \times K$ non-diagonal matrix. See Supplement Section II.3 for a discussion about computation of $\hat{\gamma}_{\text{RCAL}}$ with the sum-to-zero constraint, where a diagonal matrix dominating $H(X; \tilde{\gamma})$ is used.

The quadratic function $\ell_{\text{CAL}, \text{Q1}}(\gamma)$ cannot be directly related to a weighted least-square loss as in Simon et al. (2013): the quadratic term in $\ell_{\text{CAL}, \text{Q1}}(\gamma)$ depends on only the observations in the t th treated group, but the linear term depends on all the observations from the K treatment groups. By Fisher scoring, we replace $R^{(t)}/\pi(t, X; \tilde{\gamma})$ by its model expectation, which equals 1, and obtain the quadratic approximation

$$\ell_{\text{CAL}, \text{Q2}}(\gamma) = \ell_{\text{CAL}}(\tilde{\gamma}) + \tilde{\text{E}} \{g^T(X; \tilde{\gamma})(\gamma - \tilde{\gamma})^T f(X)\} + \frac{1}{2} \tilde{\text{E}} \{f^T(X)(\gamma - \tilde{\gamma})H(X; \tilde{\gamma})(\gamma - \tilde{\gamma})^T f(X)\},$$

where both the quadratic and linear terms depend on all observations in the sample. Then $\ell_{\text{CAL}, \text{Q2}}(\gamma)$ can be viewed as a weighted least-square loss for multi-response linear regression.

To facilitate block coordinate descent with closed-form updates, we employ the majorization-minimization (MM) technique (Wu and Lange 2010), similarly as in related algorithms (Simon et al. 2013). For the diagonal matrix $H(X; \tilde{\gamma})$, we use the simple majorization $H(X; \tilde{\gamma}) \preceq b_1 I$, where $b_1 = \max_{i=1}^n \max_{k \neq t} \pi(k, X; \tilde{\gamma})$ and I is the $(K-1) \times (K-1)$ identity matrix. By the quadratic lower bound principle (Bohning and Lindsay 1988), a majorizing function of $\ell_{\text{CAL}, \text{Q2}}(\gamma)$ is

$$\ell_{\text{CAL}, \text{Q3}}(\gamma) = \ell_{\text{CAL}}(\tilde{\gamma}) + \tilde{\text{E}} \{g^T(X; \tilde{\gamma})(\gamma - \tilde{\gamma})^T f(X)\} + \frac{b_1}{2} \tilde{\text{E}} \{\|(\gamma - \tilde{\gamma})^T f(X)\|_2^2\}.$$

Combining $\ell_{\text{CAL}, \text{Q3}}(\gamma)$ with the group Lasso penalty as in (27) leads to

$$\frac{1}{2} \tilde{\text{E}} \{\|\tilde{\gamma}^T f(X) - g(X; \tilde{\gamma})/b_1 - \gamma^T f(X)\|_2^2\} + \frac{\lambda_1}{b_1} \sum_{j=1}^p \|\gamma_j\|_2. \quad (32)$$

Minimization of (32) corresponds to a group-penalized least-square estimation for multi-response linear regression with the same design matrix for each response. Then the block coordinate update has the closed form

$$\tilde{\gamma}_j \leftarrow \frac{1}{\tilde{\text{E}}\{f_j^2(X)\}} \left\{ 1 - \frac{\lambda_1/b_1}{\|\tilde{\text{E}}\{Z_{(j)} f_j(X)\}\|_2} \right\}_+ \tilde{\text{E}}\{Z_{(j)} f_j(X)\}, \quad j = 1, \dots, p, \quad (33)$$

where $Z_{(j)} = \tilde{\gamma}^T f(X) - g(X; \tilde{\gamma})/b_1 - \sum_{j' \neq j} f_{j'}(X) \tilde{\gamma}_{j'}$ is the partial residual.

A complication from Fisher scoring, i.e., replacement of $\ell_{\text{CAL}, \text{Q1}}(\gamma)$ by $\ell_{\text{CAL}, \text{Q2}}(\gamma)$ is that the quadratic function $\ell_{\text{CAL}, \text{Q3}}(\gamma)$, even though a majorizing function of $\ell_{\text{CAL}, \text{Q2}}(\gamma)$, may not be a majorizing function of $\ell_{\text{CAL}}(\gamma)$. Hence minimization of (32) may not guarantee a decrease in the

objective function (27), as otherwise would be achieved by the MM technique. To restore the descent property, we incorporate a backtracking line search similarly as in Tan (2020a).

From the preceding discussion, we obtain the algorithm for computing $\hat{\gamma}_{\text{RCAL}}$.

Algorithm 1. Fisher scoring block descent algorithm for minimizing (27).

1. Set an initial value $\gamma^{(0)}$.
 2. Repeat the following updates for $s = 1, 2, \dots$ until convergence to obtain $\hat{\gamma}_{\text{RCAL}}$:
 - (a) Compute $\gamma^{(s-1/2)}$ as a minimizer of (32) using block coordinate descent with update formula (33).
 - (b) If $\ell_{\text{RCAL}}(\gamma^{(s-1/2)}) < \ell_{\text{RCAL}}(\gamma^{(s-1)})$, then set $\gamma^{(s)} = \gamma^{(s-1/2)}$; otherwise set $\gamma^{(s)} = (1 - c)\gamma^{(s-1)} + c\gamma^{(s-1/2)}$ for some $0 < c < 1$ through a backtracking line search, such that $\ell_{\text{RCAL}}(\gamma^{(s)}) < \ell_{\text{RCAL}}(\gamma^{(s-1)})$.
-

Algorithm for computing $\hat{\alpha}_{t, \text{RWL}}^\#$. A second-order Taylor expansion of the loss function in (28), $\ell_{\text{WL}}(\alpha_t^\#; \hat{\gamma}_{\text{RCAL}}) = \sum_{k \neq t} \ell_{\text{WL}}(\alpha_t^{(k)}; \hat{\gamma}_{\text{RCAL}})$, at the current estimate, denoted as $\tilde{\alpha}_t^\#$, gives the quadratic approximation

$$\begin{aligned} \ell_{\text{WL}, \text{Q1}}(\alpha_t^\#; \hat{\gamma}_{\text{RCAL}}) &= \ell_{\text{WL}}(\tilde{\alpha}_t^\#; \hat{\gamma}_{\text{RCAL}}) + \tilde{\text{E}} \left\{ g^{\text{T}}(X; \tilde{\alpha}_t^\#, \hat{\gamma}_{\text{RCAL}}) (\alpha_t^\# - \tilde{\alpha}_t^\#)^{\text{T}} f(X) \right\} \\ &\quad + \frac{1}{2} \tilde{\text{E}} \left\{ f^{\text{T}}(X) (\alpha_t^\# - \tilde{\alpha}_t^\#) \frac{R^{(t)}}{\pi(t, X; \hat{\gamma}_{\text{RCAL}})} H(X; \tilde{\alpha}_t^\#, \hat{\gamma}_{\text{RCAL}}) (\alpha_t^\# - \tilde{\alpha}_t^\#)^{\text{T}} f(X) \right\}, \end{aligned}$$

where $g(X; \alpha_t^\#, \gamma) = (g_k : k \in \mathcal{T} \setminus \{t\})^{\text{T}}$ with $g_k = R^{(t)} \{ \pi(k, X; \gamma) / \pi(t, X; \gamma) \} [-Y + \psi \{ f^{\text{T}}(X) \alpha_t^{(k)} \}]$ and $H(X; \alpha_t^\#, \gamma) = \text{diag} \{ \pi(k, X; \gamma) \psi_2 \{ f^{\text{T}}(X) \alpha_t^{(k)} \} : k \in \mathcal{T} \setminus \{t\} \}$.

In contrast with $\ell_{\text{CAL}, \text{Q1}}(\gamma)$ discussed earlier, the quadratic function $\ell_{\text{WL}, \text{Q1}}(\alpha_t^\#; \hat{\gamma}_{\text{RCAL}})$ can be recast as a weighted least-squares loss in multi-response linear regression, because both the quadratic and linear terms here depend on only the observations from t th treated group. Nevertheless, Fisher scoring can be exploited to address another complication. For fast implementation of block coordinate descent, it is desirable to find a constant b_2 such that the weight matrices $\{ R_i^{(t)} / \pi(t, X_i; \hat{\gamma}_{\text{RCAL}}) \} H(X_i; \tilde{\alpha}_t^\#, \hat{\gamma}_{\text{RCAL}})$, $i = 1, \dots, n$, are dominated by $b_2 I$, where I is the $(K - 1) \times (K - 1)$ identity matrix. Although these weight matrices are diagonal, the k th entry on the diagonal of the i th weight matrix is a product of $R_i^{(t)} \psi_2 \{ f^{\text{T}}(X_i) \alpha_t^{(k)} \}$ and $\pi(k, X_i; \hat{\gamma}_{\text{RCAL}}) / \pi(t, X_i; \hat{\gamma}_{\text{RCAL}})$, which may be inflated for small $\pi(t, X_i; \hat{\gamma}_{\text{RCAL}})$. Taking the maximum of the diagonal entries of the weight matrices would lead to unnecessarily large b_2 and slow convergence.

By Fisher scoring, we replace $R^{(t)} / \pi(t, X; \hat{\gamma}_{\text{RCAL}})$ by its model expectation, which equals 1, and

obtain the quadratic approximation

$$\begin{aligned} \ell_{\text{WL},\text{Q2}}(\alpha_t^\#; \hat{\gamma}_{\text{RCAL}}) &= \ell_{\text{WL}}(\tilde{\alpha}_t^\#; \hat{\gamma}_{\text{RCAL}}) + \tilde{\text{E}} \left\{ g^\text{T}(X; \tilde{\alpha}_t^\#, \hat{\gamma}_{\text{RCAL}}) (\alpha_t^\# - \tilde{\alpha}_t^\#)^\text{T} f(X) \right\} \\ &\quad + \frac{1}{2} \tilde{\text{E}} \left\{ f^\text{T}(X) (\alpha_t^\# - \tilde{\alpha}_t^\#) H(X; \tilde{\alpha}_t^\#, \hat{\gamma}_{\text{RCAL}}) (\alpha_t^\# - \tilde{\alpha}_t^\#)^\text{T} f(X) \right\}. \end{aligned}$$

The weight matrices can be dominated as $H(X_i; \tilde{\alpha}_t^\#, \hat{\gamma}_{\text{RCAL}}) \preceq b_2 I$ for $i = 1, \dots, n$, where $b_2 = \max_{i=1}^n \max_{k \neq t} \pi(k, X_i; \hat{\gamma}_{\text{RCAL}}) \psi_2 \{ f^\text{T}(X_i) \tilde{\alpha}_t^{(k)} \}$, which does not suffer the inflation due to large probability ratios. By the quadratic lower bound principle (Bohning and Lindsay 1988), a majorizing function of $\ell_{\text{WL},\text{Q2}}(\alpha_t^\#; \hat{\gamma}_{\text{RCAL}})$ is

$$\begin{aligned} \ell_{\text{WL},\text{Q3}}(\alpha_t^\#; \hat{\gamma}_{\text{RCAL}}) &= \ell_{\text{WL}}(\tilde{\alpha}_t^\#; \hat{\gamma}_{\text{RCAL}}) + \tilde{\text{E}} \left\{ g^\text{T}(X; \tilde{\alpha}_t^\#, \hat{\gamma}_{\text{RCAL}}) (\alpha_t^\# - \tilde{\alpha}_t^\#)^\text{T} f(X) \right\} \\ &\quad + \frac{b_2}{2} \tilde{\text{E}} \left\{ \| (\alpha_t^\# - \tilde{\alpha}_t^\#)^\text{T} f(X) \|_2^2 \right\}. \end{aligned}$$

Combining $\ell_{\text{WL},\text{Q3}}(\alpha_t^\#; \hat{\gamma}_{\text{RCAL}})$ with the group Lasso penalty as in (28) yields

$$\frac{1}{2} \tilde{\text{E}} \left\{ \| \tilde{\alpha}_t^{\#\text{T}} f(X) - g(X; \tilde{\alpha}_t^\#, \hat{\gamma}_{\text{RCAL}}) / b_2 - \alpha_t^{\#\text{T}} f(X) \|_2^2 \right\} + \frac{\lambda_2}{b_2} \sum_{j=1}^p \| \alpha_{jt}^\# \|_2. \quad (34)$$

Minimization of (34) corresponds to a group penalized multi-response linear regression with the same design matrix for each response. Then the block coordinate update has the closed form

$$\tilde{\alpha}_{jt}^\# \leftarrow \frac{1}{\tilde{\text{E}} \{ f_j^2(X) \}} \left\{ 1 - \frac{\lambda_2 / b_2}{\| \tilde{\text{E}} \{ Z_{(j)} f_j(X) \} \|_2} \right\}_+ \tilde{\text{E}} \{ Z_{(j)} f_j(X) \}, \quad j = 1, \dots, p, \quad (35)$$

where $Z_{(j)} = \tilde{\alpha}_t^{\#\text{T}} f(X) - g(X; \tilde{\alpha}_t^\#, \hat{\gamma}_{\text{RCAL}}) / b_2 - \sum_{j' \neq j} f_{j'}(X) \tilde{\alpha}_{j't}^\#$ is the partial residual.

Similarly as in Algorithm 1 for computing $\hat{\gamma}_{\text{RCAL}}$, we incorporate a backtracking line search to maintain the descent of the objective function (28), which may be violated due to the use of Fisher scoring. Hence our algorithm for computing $\hat{\alpha}_{t,\text{RWL}}^\#$ is as follows.

Algorithm 2. Fisher scoring block descent algorithm for minimizing (28).

1. Set an initial value $\alpha_t^{\#(0)}$.
 2. Repeat the following updates for $s = 1, 2, \dots$ until convergence to obtain $\hat{\alpha}_{t,\text{RWL}}^\#$:
 - (a) Compute $\alpha_t^{\#(s-1/2)}$ as the minimizer of (34) using block coordinate descent with update formula (35).
 - (b) If $\ell_{\text{RWL}}(\alpha_t^{\#(s-1/2)}; \hat{\gamma}_{\text{RCAL}}) < \ell_{\text{RWL}}(\alpha_t^{\#(s-1)}; \hat{\gamma}_{\text{RCAL}})$, then set $\alpha_t^{\#(s)} = \alpha_t^{\#(s-1/2)}$; otherwise set $\alpha_t^{\#(s)} = (1-c)\alpha_t^{\#(s-1)} + c\alpha_t^{\#(s-1/2)}$ for some $0 < c < 1$, through a backtracking line search, such that $\ell_{\text{RWL}}(\alpha_t^{\#(s)}; \hat{\gamma}_{\text{RCAL}}) < \ell_{\text{RWL}}(\alpha_t^{\#(s-1)}; \hat{\gamma}_{\text{RCAL}})$.
-

4 Theoretical properties

We study statistical properties of the regularized calibrated estimators $(\hat{\alpha}_{t,\text{RWL}}^\#, \hat{\gamma}_{\text{RCAL}})$ and the augmented IPW estimator $\hat{\mu}_t(\hat{m}_{\text{RWL}}^\#, \hat{\pi}_{\text{RCAL}})$, for a fixed treatment t in high-dimensional settings. In particular, we establish the asymptotic expansion (29) and consistency of the estimated variance \hat{V}_t , which lead to valid Wald confidence intervals for μ_t as described in Section 3.1. For $k \in \mathcal{T} \setminus \{t\}$, confidence intervals for the ATE, $\mu_t - \mu_k$, can be obtained by standard arguments from the asymptotic expansions of $\hat{\mu}_t(\hat{m}_{\text{RWL}}^\#, \hat{\pi}_{\text{RCAL}})$ and the corresponding estimator for μ_k , which requires a separate set of regularized calibrated estimators as explained in Remarks 2–3.

4.1 Estimation of regression coefficients

We develop theoretical analysis of the regularized calibrated estimators $(\hat{\alpha}_{t,\text{RWL}}^\#, \hat{\gamma}_{\text{RCAL}})$ with multi-class logistic PS model (5) and OR model (8) in high-dimensional settings. Compared with existing high-dimensional theory (Buhlmann and van de Geer 2011), our analysis needs to deal with several technical complications including the interdependency of multiple responses on each subject in the loss functions $\ell_{\text{CAL}}(\gamma)$ and $\ell_{\text{RWL}}(\alpha_t^\#; \hat{\gamma}_{\text{RCAL}})$, the dependency of the estimator $\hat{\alpha}_{t,\text{RWL}}^\#$ on $\hat{\gamma}_{\text{RCAL}}$, and possible misspecification of both models (5) and (8).

First, we study the regularized calibrated estimator $\hat{\gamma}_{\text{RCAL}}$. The tuning parameter in the penalized objective function (27) is specified as $\lambda = A_1 \tilde{\lambda}_1$, with a constant $A_1 > 1$, and

$$\tilde{\lambda}_1 = 4\sqrt{2}B_0^2B_1\sqrt{(K-1)/n + \log\{(p+1)/\epsilon\}/n},$$

where (B_0, B_1) comes from Assumption 1 below, and $0 < \epsilon < 1$ is a tail probability for the error bound, to be discussed below.

With possible misspecification of model (5), the limit (or target) value of $\hat{\gamma}_{\text{RCAL}}$, denoted as $\bar{\gamma}_{\text{CAL}}$, can be identified as a minimizer of the expected calibration loss $\text{E}\{\ell_{\text{CAL}}(\gamma)\}$, subject to the constraint $\bar{\gamma}_{t,\text{CAL}} \equiv 0$, where $\ell_{\text{CAL}}(\gamma)$ is defined in (22). The one-to-zero constraint on $\bar{\gamma}_{\text{CAL}}$ corresponds to our definition of $\hat{\gamma}_{\text{RCAL}}$ with the same constraint. If model (5) is correctly specified, then $\bar{\gamma}_{\text{CAL}}$ coincides with the true value γ^* such that $\pi(k, X; \gamma^*) = \pi^*(k, X)$ for $k \in \mathcal{T}$ subject to $\gamma_t^* \equiv 0$. Otherwise, $\bar{\pi}_{\text{CAL}}(k, X) = \pi(k, X; \bar{\gamma}_{\text{CAL}})$ may differ from $\pi^*(k, X)$ for $k \in \mathcal{T}$. For two matrices $\gamma = (\gamma_k : k \in \mathcal{T} \setminus \{t\})$ and $\gamma' = (\gamma'_k : k \in \mathcal{T} \setminus \{t\})$, the group L_1 norm of $\gamma - \gamma'$ is defined as $\|\gamma - \gamma'\|_{2,1} = \sum_{j=0}^p \|\gamma_j - \gamma'_j\|_2$, where γ_j or γ'_j is the transpose of the $(j+1)$ th row vector in γ or γ' . The Bregman divergence associated with the convex loss $\ell_{\text{CAL}}(\cdot)$ is

$$D_{\text{CAL}}(\gamma, \gamma') = \ell_{\text{CAL}}(\gamma) - \ell_{\text{CAL}}(\gamma') - \sum_{k \in \mathcal{T} \setminus \{t\}} (\gamma_k - \gamma'_k)^T (\partial / \partial \gamma'_k) \ell_{\text{CAL}}(\gamma').$$

The symmetrized Bregman divergence is easily shown to be

$$\begin{aligned} D_{\text{CAL}}^\dagger(\gamma, \gamma') &= D_{\text{CAL}}(\gamma, \gamma') + D_{\text{CAL}}(\gamma', \gamma) \\ &= \sum_{k \neq t} \tilde{\text{E}} \left[R^{(t)} \left\{ e^{\gamma_k^\top f(X)} - e^{\gamma'_k{}^\top f(X)} \right\} (\gamma_k - \gamma'_k)^\top f(X) \right]. \end{aligned}$$

The following assumptions are required in our analysis of convergence of $\hat{\gamma}_{\text{RCAL}}$ to $\bar{\gamma}_{\text{CAL}}$.

Assumption 1. *Suppose that the following conditions are satisfied:*

- (i) $\sup_{j=1, \dots, p} |f_j(X)| \leq B_0$ almost surely for a constant $B_0 \geq 1$;
- (ii) $\pi^{-1}(t, X; \bar{\gamma}_{\text{CAL}}) \leq B_1$ almost surely for a constant $B_1 > 1$;
- (iii) *The theoretical compatibility condition below holds with the subset $S_\gamma = \{0\} \cup \{j : \bar{\gamma}_{j, \text{CAL}} \neq 0, j = 1, \dots, p\}$ and some constants $\nu_1 > 0$ and $\xi_1 > 1$;*
- (iv) (a) $(\xi_1 + 1)^2 \nu_1^{-2} |S_\gamma| \tilde{\lambda}_1 \leq \eta_{1,1}$ for a constant $0 < \eta_{1,1} < 1$, and (b) $B_0(\xi_1 + 1)^2 (A_1 - 1)(1 - \eta_{1,1})^{-1} \nu_1^{-2} |S_\gamma| \tilde{\lambda}_1 \leq \eta_{1,2}$ for a constant $0 < \eta_{1,2} < 1$.

The theoretical compatibility condition in Assumption 1 (iii) is defined as follows: for any $(p+1) \times (K-1)$ matrix $b = (b_k : k \in \mathcal{T} \setminus \{t\})$ satisfying

$$\sum_{j \notin S_\gamma} \|b_{j \cdot}\|_2 \leq \xi_1 \sum_{j \in S_\gamma} \|b_{j \cdot}\|_2, \quad (36)$$

it holds that

$$\nu_1^2 \left(\sum_{j \in S_\gamma} \|b_{j \cdot}\|_2 \right)^2 \leq |S_\gamma| \sum_{k \neq t} b_k^\top \text{E} \left\{ R^{(t)} \omega(k, X; \bar{\gamma}_{\text{CAL}}) f(X) f^\top(X) \right\} b_k. \quad (37)$$

where $b_k = (b_{jk} : j = 0, 1, \dots, p)^\top$ for $k \in \mathcal{T} \setminus \{t\}$, $b_{j \cdot} = (b_{jk} : k \in \mathcal{T} \setminus \{t\})^\top$ is the transpose of the $(j+1)$ th row vector in b , and $\omega(k, X; \gamma) = \pi(k, X; \gamma) / \pi(t, X; \gamma)$ with dependency on t suppressed. As seen from the Taylor expansion (31), the right-hand side of (37) can be expressed as $|S_\gamma| \text{vec}^\top(b) \Sigma_\gamma \text{vec}(b)$, where $\text{vec}(b) = (b_k^\top : k \in \mathcal{T} \setminus \{t\})^\top$, $\Sigma_\gamma = \text{E}[\text{diag}\{R^{(t)} \omega(k, X; \bar{\gamma}_{\text{CAL}}) : k \neq t\} \otimes f(X) f^\top(X)]$ is the Hessian matrix of $\text{E}\{\ell_{\text{CAL}}(\gamma)\}$ at $\gamma = \bar{\gamma}_{\text{CAL}}$, and \otimes denotes the Kronecker product. Hence Assumption 1(iii) amounts to a compatibility condition on the matrix Σ_γ , similarly as in Buhlmann and van de Geer (2011) and Tan (2020ab). See Remark 8 for further discussion.

Remark 5 (On Assumption 1). Assumption 1(i) may often be satisfied in practice, although relaxation can be made to allow sub-Gaussian regressors $f_j(X)$ with increasing technical complexity. Assumption 1(ii), which is also used in Farrell (2015), is used among others to bound the gradient of the loss $\ell_{\text{CAL}}(\gamma)$ at $\gamma = \bar{\gamma}_{\text{CAL}}$. The compatibility condition in Assumption 1(iii) is discussed in Remark 8, together with related conditions. Assumption 1(iv) requires that $|S_\gamma| \tilde{\lambda}_1$ is sufficiently small, and is used to obtain the empirical compatibility condition (Lemma S6) and perform localized analysis with a non-quadratic loss function (Lemma S7).

The following result establishes the convergence of $\hat{\gamma}_{\text{RCAL}}$ to $\bar{\gamma}_{\text{CAL}}$ in the $L_{2,1}$ norm at rate $|S_\gamma| \{K/n + \log(p)/n\}^{1/2}$ and in the associated Bregman divergence at the rate $|S_\gamma| \{K/n + \log(p)/n\}$. While the rate $\log(p)/n$ is familiar in high-dimensional analysis, our analysis appears to, for the first time, allow a theoretical compatibility condition and account for the interdependency between the gradient vectors in γ_k , $k \neq t$, of a loss function for group-Lasso penalized estimation in multi-class logistic regression (5). See Remark 9 for a comparison with Farrell (2015).

Theorem 1. *Suppose that Assumption 1 holds. Then we have probability at least $1 - 3\epsilon$,*

$$D_{\text{CAL}}^\dagger(\hat{\gamma}_{\text{RCAL}}, \bar{\gamma}_{\text{CAL}}) + (A_1 - 1)\tilde{\lambda}_1 \|\hat{\gamma}_{\text{RCAL}} - \bar{\gamma}_{\text{CAL}}\|_{2,1} \leq \xi_{1,1}^2 \nu_{1,1}^{-2} |S_\gamma| \tilde{\lambda}_1^2, \quad (38)$$

where $\xi_{1,1} = (\xi_1 + 1)(A_1 - 1)$, and $\nu_{1,1} = \nu_1(1 - \eta_{1,1})^{1/2}(1 - \eta_{1,2})^{1/2}$.

Next, we study the regularized calibrated (or weighted likelihood) estimator $\hat{\alpha}_{t,\text{RWL}}^\#$. The tuning parameter in the objective function (28) is specified as $\lambda_2 = A_2 \tilde{\lambda}_2$ with a constant $A_2 > 1$ and

$$\tilde{\lambda}_2 = \max \left[\tilde{\lambda}_1, \sqrt{3} B_0 (B_1 - 1) \sigma_0 \sqrt{(K - 1)/n + \log\{(p + 1)/\epsilon\}/n} \right],$$

where (B_0, B_1) are from Assumptions 1(i)-(ii), σ_0 is from Assumption 2(i), and $0 < \epsilon < 1$ is a tail probability for the error bound.

With possible misspecification of model (8) as well as model (5), the limit (or target) value of $\hat{\alpha}_{t,\text{RWL}}^\# = (\hat{\alpha}_{t,\text{RWL}}^{(k)} : k \neq t)$, denoted as $\bar{\alpha}_{t,\text{WL}}^\# = (\bar{\alpha}_{t,\text{WL}}^{(k)} : k \neq t)$, can be identified as a minimizer of the expected loss $E\{\ell_{\text{WL}}(\alpha_t^\#; \bar{\gamma}_{\text{CAL}})\}$, where $\ell_{\text{WL}}(\alpha_t^\#; \gamma) = \sum_{k \neq t} \ell_{\text{WL}}(\alpha_t^{(k)}; \gamma)$. If model (8) is correctly specified, then $\bar{\alpha}_{t,\text{WL}}^{(k)}$ for each $k \neq t$ coincides with α_t^* such that $m(t, X; \alpha_t^*) = m^*(t, X)$. Otherwise, $\bar{m}_{\text{RWL}}^{(k)}(t, X) = m(t, X; \bar{\alpha}_{t,\text{WL}}^{(k)})$, $k \neq t$, may differ from $m^*(t, X)$. For two matrices $\alpha_t^\# = (\alpha_t^{(k)} : k \neq t)$ and $\alpha_t'^\# = (\alpha_t'^{(k)} : k \neq t)$, the group L_1 norm is defined as $\|\alpha_t^\# - \alpha_t'^\#\|_{2,1} = \sum_{j=0}^p \|\alpha_{jt}^\# - \alpha_{jt}'^\#\|_2$, where $\alpha_{jt}^\#$ or $\alpha_{jt}'^\#$ is the transpose of $(j + 1)$ th row vector in $\alpha_t^\#$ or $\alpha_t'^\#$. The Bregman divergence associated with the convex loss $\ell_{\text{WL}}(\cdot; \hat{\gamma}_{\text{RCAL}})$ is

$$\begin{aligned} D_{\text{WL}}(\alpha_t^\#, \alpha_t'^\#; \hat{\gamma}_{\text{RCAL}}) &= \ell_{\text{WL}}(\alpha_t^\#; \hat{\gamma}_{\text{RCAL}}) - \ell_{\text{WL}}(\alpha_t'^\#; \hat{\gamma}_{\text{RCAL}}) \\ &\quad - \sum_{k \neq t} (\alpha_t^{(k)} - \alpha_t'^{(k)})^\top (\partial / \partial \alpha_t'^{(k)}) \ell_{\text{WL}}(\alpha_t'^\#; \hat{\gamma}_{\text{RCAL}}). \end{aligned}$$

The symmetrized Bregman divergence is easily shown to be

$$\begin{aligned} D_{\text{WL}}^\dagger(\alpha_t^\#, \alpha_t'^\#; \hat{\gamma}_{\text{RCAL}}) &= D_{\text{WL}}(\alpha_t^\#, \alpha_t'^\#; \hat{\gamma}_{\text{RCAL}}) + D_{\text{WL}}(\alpha_t'^\#, \alpha_t^\#; \hat{\gamma}_{\text{RCAL}}) \\ &= \sum_{k \neq t} \tilde{\text{E}} \left(R^{(t)} \omega(k, X; \hat{\gamma}_{\text{RCAL}}) [\psi\{\alpha_t^{(k)\top} f(X)\} - \psi\{\alpha_t'^{(k)\top} f(X)\}] \{\alpha_t^{(k)\top} f(X) - \alpha_t'^{(k)\top} f(X)\} \right). \end{aligned}$$

The following assumptions are adapted from Tan (2020b). The theoretical compatibility condition is the same as in Assumption 1(iii), except with the sparsity subset S_{α_t} and possibly different constants (ν_2, ξ_2) . Assumption 2(iv) is not needed here, but will be used in later results.

Assumption 2. *Suppose that the following conditions are satisfied:*

- (i) $Y^{(t)} - m(t, X; \bar{\alpha}_{t,WL}^{(k)})$ are uniformly sub-gaussian random variables with parameter σ_0^2 given X for $k = 0, 1, \dots, K - 1$ and $k \neq t$;
- (ii) The theoretical compatibility condition in Assumption 1(iii) holds with S_γ , ν_1 , and ξ_1 replaced by respectively $S_{\alpha_t} = \{0\} \cup \{j : \bar{\alpha}_{jt,WL}^\# \neq 0, j = 1, \dots, p\}$ and some constants $\nu_2 > 0$ and $\xi_2 > 1$ in (36)–(37);
- (iii) $\max_{k \in \mathcal{T} \setminus \{t\}} \psi_2\{\bar{\alpha}_{t,WL}^{(k)\top} f(X)\} \leq C_1$ almost surely for a constant $C_1 > 0$, where $\psi_2(\cdot)$ denotes the derivative of $\psi(\cdot)$;
- (iv) $\min_{k \in \mathcal{T} \setminus \{t\}} \psi_2\{\bar{\alpha}_{t,WL}^{(k)\top} f(X)\} \geq C_2$ almost surely for a constant $C_2 > 0$;
- (v) For any $h, h' \in \mathbb{R}$, $\psi_2(h) \leq \psi_2(h') e^{C_3|h-h'|}$ holds for a constant $C_3 \geq 0$;
- (vi) (a) $(1 + \xi_2^2)\nu_2^{-2}|S_{\alpha_t}|\tilde{\lambda}_2 \leq \eta_2$ for a constant $0 < \eta_2 < 1$, (b) $e^{\eta_{1,3}}B_0C_3C_2^{-1}\nu_2^{-2}(\xi_2 + 1)^2(A_2 - 1)(1 - \eta_2)^{-1}|S_{\alpha_t}|\tilde{\lambda}_2 \leq \eta_{2,1}$ for a constant $0 \leq \eta_{2,1} < 1$, and (c) $e^{3\eta_{1,3}}B_0C_3C_2^{-1}\xi_{2,3}^{-2}(A_2 - 1)^{-1}M_{1,1}|S_\gamma|\tilde{\lambda}_1 \leq \eta_{2,2}$ for a constant $0 \leq \eta_{2,2} < 1$, where $(\eta_{1,3}, \xi_{2,3}, M_{1,1})$ are as in Theorem 2.

The following result establishes the convergence of $\hat{\alpha}_{t,RWL}^\#$ to $\bar{\alpha}_{t,WL}^\#$ in the $L_{2,1}$ norm at rate $(|S_\gamma| + |S_{\alpha_t}|)\{K/n + \log(p)/n\}^{1/2}$ and in the associated Bregman divergence at the rate $(|S_\gamma| + |S_{\alpha_t}|)\{K/n + \log(p)/n\}$. Compared with related results (Farrell 2015), our analysis needs to handle the interdependency between the gradient vectors of the weighted likelihood loss, corresponding to outcome regression with different weights in the same treatment group t . In addition, our error bound for $\hat{\alpha}_{t,RWL}^\#$ depends on the sparsity subsets of $\bar{\gamma}_{CAL}$ and $\bar{\alpha}_{t,WL}^\#$, due to the construction of $\hat{\alpha}_{t,RWL}^\#$ depending on $\hat{\gamma}_{RCAL}$. See Remarks 7–9 for further discussion.

Theorem 2. *Suppose that Assumption 1 holds and Assumption 2 except 2(iii) hold. If $\log\{(K - 1) + \log(p + 1)/\epsilon\}/n \leq 1$, then for $A_1 > (\xi_1 + 1)/(\xi_1 - 1)$ and $A_2 > (\xi_2 + 1)/(\xi_2 - 1)$, we have with probability at least $1 - 6\epsilon$,*

$$\begin{aligned} & D_{WL}^\dagger(\hat{\alpha}_{t,RWL}^\#, \bar{\alpha}_{t,WL}^\#; \bar{\gamma}_{CAL}) + e^{\eta_{1,3}}(A_2 - 1)\tilde{\lambda}_2 \|\hat{\alpha}_{t,RWL}^\# - \bar{\alpha}_{t,WL}^\#\|_{2,1} \\ & \leq e^{4\eta_{1,3}}\xi_{2,3}^{-2}\{M_{1,1}|S_\gamma|\tilde{\lambda}_1^2\} + e^{2\eta_{1,3}}\xi_{2,2}^2\{\nu_{2,2}^{-2}|S_{\alpha_t}|\tilde{\lambda}_2^2\}, \end{aligned} \quad (39)$$

where $\xi_{2,2} = (\xi_2 + 1)(A_2 - 1)$, $\xi_{2,3} = \xi_{2,1}(1 - \eta_{2,2})^{1/2}C_2^{1/2}$, $\xi_{2,1} = 1 - 2A_2/\{(\xi_2 + 1)(A_2 - 1)\}$, $\nu_{2,2} = \nu_{2,1}(1 - \eta_{2,1})^{1/2}C_2^{1/2}$, and $\nu_{2,1} = \nu_2(1 - \eta_2)^{1/2}$, depending only on $(A_2, \xi_2, \nu_2, \eta_2, \eta_{2,1}, \eta_{2,2})$, and $M_{1,1} = 3\sigma_0^2(A_1 - 1)^{-2}M_1^2\eta_1 + 2\sigma_0^2e^{\eta_{1,3}}M_1$, $\eta_{1,3} = (A_1 - 1)^{-1}M_1\eta_1B_0$ and $M_1 = \xi_{1,1}^2\nu_{1,1}^{-2}$, depending only on $(B_0, B_1, A_1, \xi_1, \nu_1)$ and σ_0 , and η_1 is a constant such that $|S_\gamma|\tilde{\lambda}_1 \leq \eta_1$ under Assumption 1(iv), and $(\xi_{1,1}, \nu_{1,1})$ are as in Theorem 1.

Remark 6 (Linear outcome model). If linear OR model (8) is used, the symmetrized Bregman divergence $D_{\text{WL}}^\dagger(\hat{\alpha}_{t,\text{RWL}}^\#, \bar{\alpha}_{t,\text{WL}}^\#; \bar{\gamma}_{\text{CAL}})$ becomes the weighted (in-sample) prediction error

$$Q_{\text{WL}}(\hat{\alpha}_{t,\text{RWL}}^\#, \bar{\alpha}_{t,\text{WL}}^\#; \bar{\gamma}_{\text{CAL}}) = \sum_{k \neq t} \tilde{\mathbb{E}} \left[R^{(t)} \omega(k, X; \bar{\gamma}_{\text{CAL}}) \{ \hat{\alpha}_{t,\text{RWL}}^{(k)\top} f(X) - \bar{\alpha}_{t,\text{WL}}^{(k)\top} f(X) \}^2 \right],$$

In this case, Assumptions 2(iii)–(v) hold with $C_1 = C_2 = 1$ and $C_3 = 0$ and Assumptions 2(vi)(b) and 2(vi)(c) hold with $\eta_{2,1} = \eta_{2,2} = 0$. Therefore, under Assumptions 2(i), (ii) and (vi)(a), we have from Theorem 2 that

$$\begin{aligned} & Q_{\text{WL}}(\hat{\alpha}_{t,\text{RWL}}^\#, \bar{\alpha}_{t,\text{WL}}^\#; \bar{\gamma}_{\text{CAL}}) + e^{\eta_{1,3}} (A_2 - 1) \tilde{\lambda}_2 \|\hat{\alpha}_{t,\text{RWL}}^\# - \bar{\alpha}_{t,\text{WL}}^\#\|_{2,1} \\ & \leq e^{4\eta_{1,3}} \xi_{2,1}^{-2} \{M_{1,1} |S_\gamma| \tilde{\lambda}_1^2\} + e^{2\eta_{1,3}} \xi_{2,2}^2 \{\nu_{2,1}^{-2} |S_{\alpha_t}| \tilde{\lambda}_2^2\}, \end{aligned} \quad (40)$$

where $(\xi_{2,1}, \xi_{2,2}, \nu_{2,1}, M_{1,1})$, only depending on $(A_2, \xi_2, \nu_2, \eta_2, \sigma_0, A_1, \xi_1, \nu_1, \eta_1, B_0, B_1)$, are the same as in Theorem 2.

Remark 7 (Data-dependent weights). A key step in our proof is to upper-bound the product

$$\sum_{k \neq t} (\hat{\alpha}_{t,\text{RWL}}^{(k)} - \bar{\alpha}_{t,\text{WL}}^{(k)})^\top \tilde{\mathbb{E}}[R^{(t)} \omega(k, X; \hat{\gamma}_{\text{RCAL}}) \{Y - m(t, X; \bar{\alpha}_{t,\text{WL}}^{(k)})\} f(X)], \quad (41)$$

which involves the estimated weight $\omega(k, X; \hat{\gamma}_{\text{RCAL}})$. If we replace $\hat{\gamma}_{\text{RCAL}}$ with $\bar{\gamma}_{\text{CAL}}$, then it is standard to use the following bound,

$$\begin{aligned} & \sum_{k \neq t} (\hat{\alpha}_{t,\text{RWL}}^{(k)} - \bar{\alpha}_{t,\text{WL}}^{(k)})^\top \tilde{\mathbb{E}}[R^{(t)} \omega(k, X; \bar{\gamma}_{\text{CAL}}) \{Y - m(t, X; \bar{\alpha}_{t,\text{WL}}^{(k)})\} f(X)] \\ & = \sum_{j=0}^p (\hat{\alpha}_{j t, \text{RWL}}^\# - \bar{\alpha}_{j t, \text{WL}}^\#)^\top \tilde{\mathbb{E}}[R^{(t)} \text{diag}\{\omega(k, X; \bar{\gamma}_{\text{CAL}}) : k \neq t\} \{Y - \bar{m}_{t,\text{WL}}^\#\} f_j(X)] \\ & \leq \|\hat{\alpha}_{t,\text{RWL}}^\# - \bar{\alpha}_{t,\text{WL}}^\#\|_{2,1} \times \max_{j=0,1,\dots,p} \|\tilde{\mathbb{E}}[R^{(t)} \text{diag}\{\omega(k, X; \bar{\gamma}_{\text{CAL}}) : k \neq t\} \{Y - \bar{m}_{t,\text{WL}}^\#\} f_j(X)]\|_2, \end{aligned} \quad (42)$$

where $Y - \bar{m}_{t,\text{WL}}^\# = (Y - m(t, X; \bar{\alpha}_{t,\text{WL}}^{(k)}) : k \neq t)^\top$. To handle the dependency on $\hat{\gamma}_{\text{RCAL}}$, we derive an upper bound on the difference between (41) and (42) and a quadratic inequality in terms of $Q_{\text{WL}}(\hat{\alpha}_{t,\text{RWL}}^\#, \bar{\alpha}_{t,\text{WL}}^\#; \bar{\gamma}_{\text{CAL}})$, which is then inverted to obtain the desired bound (39).

To compare our results with related ones, we first summarize those in Lounici et al. (2011) and Buhlmann and van de Geer (2011). Consider fixed-design multi-task linear regression:

$$Y_i^k = \alpha_k^{*\top} X_i^k + \epsilon_i^k, \quad i = 1, \dots, n_0, \quad k = 0, 1, \dots, K - 1, \quad (43)$$

where Y_i^k is the i th response, $X_i^k = (X_{1i}^k, \dots, X_{p_i}^k)^\top$ is the i th fixed covariate vector, and $\alpha_k^* = (\alpha_{1k}^*, \dots, \alpha_{p_k}^*)^\top$ is the associated coefficient vector in task k , and ϵ_i^k is $N(0, \sigma^2)$ independently over $i = 1, \dots, n_0$ and $k = 0, 1, \dots, K - 1$, with n_0 the fixed sample size in each task. Similarly to

$\{\hat{\alpha}_{k,\text{RMLg}} : k \in \mathcal{T}\}$ in Section 2, the group-Lasso penalized estimators $\{\hat{\alpha}_k : k = 0, 1, \dots, K-1\}$ are defined as a minimizer to $\sum_{k=0}^{K-1} \tilde{\mathbb{E}}_k \{(Y^k - \alpha_k^\top X^k)^2\} / (2K) + \lambda \sum_{j=1}^p \|\alpha_{j\cdot}\|_2$, where $\alpha_{j\cdot}$ is the transpose of the j th row vector in the $p \times K$ matrix $\alpha = (\alpha_0, \dots, \alpha_{K-1})$, and $\tilde{\mathbb{E}}_k(\cdot)$ denotes the sample average over task k . For example, $\tilde{\mathbb{E}}_k \{(Y^k - \alpha_k^\top X^k)^2\} = n_0^{-1} \sum_{i=1}^{n_0} (Y_i^k - \alpha_k^\top X_i^k)^2$. The empirical compatibility condition assumed in Buhlmann and van de Geer (2011), which is weaker than the restricted eigenvalue condition in Lounici et al. (2011), is as follows: for any $p \times K$ matrix $b = (b_0, b_1, \dots, b_{K-1})$ satisfying $\sum_{j \notin S^*} \|b_{j\cdot}\|_2 \leq 3 \sum_{j \in S^*} \|b_{j\cdot}\|_2$, it holds that

$$\nu_{\text{MT}}^2 \left(\sum_{j \in S^*} \|b_{j\cdot}\|_2 \right)^2 \leq |S^*| \sum_{k=0}^{K-1} b_k^\top \tilde{\mathbb{E}}_k (X^k X^{k\top}) b_k, \quad (44)$$

where $S^* = \{j : \alpha_j^* \neq 0\}$ is the sparsity subset for $\alpha^* = (\alpha_0^*, \dots, \alpha_{K-1}^*)$. Then the following error bound is obtained with high probability (Buhlmann and van de Geer 2011, Theorem 8.4) :

$$Q(\hat{\alpha}, \alpha^*) + K^{-1/2} \dot{\lambda} \|\hat{\alpha} - \alpha^*\|_{2,1} \leq O(1) \nu_{\text{MT}}^{-2} |S^*| \dot{\lambda}^2, \quad (45)$$

where $Q(\hat{\alpha}, \alpha^*) = K^{-1} \sum_{k=0}^{K-1} \tilde{\mathbb{E}}_k \{(\hat{\alpha}_k X^k - \alpha_k^{*\top} X^k)^2\}$ and $\dot{\lambda} = O(1) \{K/n + \log(p)/n\}^{1/2}$ with $n = n_0 K$. We compare our results with related ones in the following remarks.

Remark 8 (Comparison with multi-task linear regression). The results in Lounici et al. (2011) and Buhlmann and van de Geer (2011) can be transferred to an error bound on the group-RML estimator $\{\hat{\alpha}_{k,\text{RMLg}} : k \in \mathcal{T}\}$ in a linear OR model with regressor vector $f(X)$, by taking the treatment group $\{i : T_i = k, i = 1, \dots, n\}$ as task k and conditioning on $\{(T_i, X_i) : i = 1, \dots, n\}$ such that all treatment groups are of the same size $n_0 = n/K$. For the empirical compatibility condition, (44) can be rewritten in a similar form to (37) as

$$\tilde{\nu}_{\text{MT}}^2 \left(\sum_{j \in S^*} \|b_{j\cdot}\|_2 \right)^2 \leq |S^*| \sum_{k=0}^{K-1} b_k^\top \tilde{\mathbb{E}}(R^{(k)} f(X) f^\top(X)) b_k, \quad (46)$$

where $\tilde{\nu}_{\text{MT}} = \nu_{\text{MT}}/K^{1/2}$ plays the role of ν_1 in (37). In this way, the compatibility condition in Buhlmann and van de Geer (2011) and those in Assumptions 1(iii) and 2(ii) are comparable, while treating $\omega(k, X; \bar{\gamma}_{\text{CAL}}) \approx 1$. Then the error bound (45) can be stated as

$$Q(\hat{\alpha}_{\text{RMLg}}, \alpha^*) + K^{-1/2} \dot{\lambda} \|\hat{\alpha}_{\text{RMLg}} - \alpha^*\|_{2,1} \leq O(1) K^{-1} \tilde{\nu}_{\text{MT}}^{-2} |S^*| \dot{\lambda}^2, \quad (47)$$

where $Q(\hat{\alpha}_{\text{RMLg}}, \alpha^*) = \sum_{k=0}^{K-1} \tilde{\mathbb{E}}[R^{(k)} \{\hat{\alpha}_{k,\text{RMLg}}^\top f(X) - \alpha_k^{*\top} f(X)\}^2]$. Hence $Q(\hat{\alpha}_{\text{RMLg}}, \alpha^*)$ is of order $O(1) K^{-1} \{K/n + \log(p)/n\}$ and $\|\hat{\alpha}_{\text{RMLg}} - \alpha^*\|_{2,1}$ is of order $O(1) K^{-1/2} \{K/n + \log(p)/n\}^{1/2}$, which are smaller than the error bounds on $\hat{\alpha}_{t,\text{RWL}}^\#$ in Theorem 2 by a factor of K^{-1} and $K^{-1/2}$ respectively. However, this comparison needs to be interpreted with caution, even after ignoring

differences caused by the weight $\omega(k, X; \hat{\gamma}_{\text{RCAL}})$. Our analysis involves a random design and a possibly misspecified OR model, whereas the error bound (47) is derived in a fixed design (with fixed treatments and covariates) and a correctly specified linear model (with α^* encoding true coefficients). With possible model misspecification, a random design enables that the gradient of a loss function remains mean-zero unconditionally when evaluated at the target parameter value, but such a mean-zero property is lost in a fixed design. On the other hand, the error bounds are improved in fixed-design multi-task linear regression (43), partly because the sup- L_2 norm of the gradient of the loss function at α^* can be more tightly controlled using the independence between different treatment subsamples, which is further discussed in Appendix C.

Remark 9 (Comparison with Farrell 2015). We compare our results with those about the group-RML estimators in Farrell (2015). For a correctly specified linear OR model, Farrell provided finite-sample analysis of the estimator $\{\hat{\alpha}_{k, \text{RMLg}} : k \in \mathcal{T}\}$, using an empirical restricted eigenvalue condition as in Lounici et al. (2011), related to the empirical compatibility condition in Remark 8. Such an empirical condition is further assumed to be satisfied in asymptotic analysis, instead of being derived with high probability from a theoretical condition as in our analysis. In addition, Farrell used Lemma 9.1 in Lounici et al. (2011) to control the gradient norm of the least-square loss by the independence between $\tilde{E}\{R^{(k)}(Y - \alpha_k^{*\top} f(X))f_j(X)\}$, $k \in \mathcal{T}$, from different treatment groups. But the derivatives of our weighted least-square loss $\tilde{E}\{R^{(t)}\omega(k, X; \bar{\gamma}_{\text{CAL}})(Y - \bar{\alpha}_{t, \text{WL}}^{(k)\top} f(X))f_j(X)\}$, $k \neq t$, are interdependent for each j , being induced by different weights in the same treatment group t . See Appendix C for further discussion about control of gradient norms. For a correctly specified multi-class logistic PS model, Farrell’s finite-sample analysis of the estimator $\hat{\gamma}_{\text{RML}}$ also used an empirical restricted eigenvalue condition, which is further assumed to hold in asymptotic analysis. More importantly, Farrell in his Lemma B.1 also applied Lemma 9.1 in Lounici et al. (2011) to control the sup- L_2 norm of the gradient $\partial \ell_{\text{ML}}(\gamma^*)/\partial \gamma$ at the true value γ^* . But this application appears to be flawed, because the derivatives $\partial \ell_{\text{ML}}(\gamma^*)/\partial \gamma_{jk} = \tilde{E}[\{\pi(k, X; \gamma^*) - R^{(k)}\}f_j(X)]$, $k = 1, \dots, K - 1$, are interdependent for each j , violating the independence assumption in Lounici et al.’s Lemma 9.1. In contrast, our analysis appropriately tackles a similar interdependency within the gradient of the calibration loss $\ell_{\text{CAL}}(\gamma)$ evaluated at $\bar{\gamma}_{\text{CAL}}$. See Supplement Lemma S1, where the approach can also be applied to appropriately analyze $\hat{\gamma}_{\text{RML}}$.

4.2 Estimation of treatment means

With the preceding results on $(\hat{\alpha}_{t, \text{RWL}}^\#, \hat{\gamma}_{\text{RCAL}})$, we turn to theoretical analysis of the augmented IPW estimator $\hat{\mu}_t(\hat{m}_{\text{RWL}}^\#, \hat{\pi}_{\text{RCAL}})$ for the treatment mean μ_t . The convergence results in Section 4.1 are obtained with possible misspecification of both PS model (5) and OR model (8).

However, statistical properties of $\hat{\mu}_t(\hat{\alpha}_{t,\text{RWL}}^\#, \hat{\gamma}_{\text{RCAL}})$ are model-dependent in various ways. On one hand, $\hat{\mu}_t(\hat{m}_{\text{RWL}}^\#, \hat{\pi}_{\text{RCAL}})$ is expected to be pointwise doubly robust similarly as the limit version $\hat{\mu}_t(\bar{m}_{\text{WL}}^\#, \bar{\pi}_{\text{CAL}})$, i.e., remains consistent for μ_t if either model (5) or (8) is correctly specified. On the other hand, to obtain valid Wald confidence intervals, the deviation of $\hat{\mu}_t(\hat{m}_{\text{RWL}}^\#, \hat{\pi}_{\text{RCAL}})$ from $\hat{\mu}_t(\bar{m}_{\text{WL}}^\#, \bar{\pi}_{\text{CAL}})$ can be shown to be of order $o_p(n^{-1/2})$ as stated in the asymptotic expansion (29), depending on whether linear or nonlinear OR model (8) is used.

First, we assume that linear OR model (8) is used together with PS model (5), and develop theoretical analysis which leads to doubly robust Wald confidence intervals for μ_t .

Theorem 3. *Suppose that Assumption 1 and Assumptions 2(i)-(iii) hold. If $\log\{(K-1) + \log(p+1)/\epsilon\}/n \leq 1$, then for $A_1 > (\xi_1 + 1)/(\xi_1 - 1)$ and $A_2 > (\xi_2 + 1)/(\xi_2 - 1)$, we have with probability at least $1 - 8\epsilon$,*

$$\begin{aligned} & |\hat{\mu}_t(\hat{m}_{\text{RWL}}^\#, \hat{\pi}_{\text{RCAL}}) - \bar{\mu}_t(\bar{m}_{\text{WL}}^\#, \bar{\pi}_{\text{CAL}})| \\ & \leq M_{2,1}|S_\gamma|\tilde{\lambda}_1^2 + M_{2,2}|S_\gamma|\tilde{\lambda}_1\tilde{\lambda}_2 + M_{2,3}|S_{\alpha_t}|\tilde{\lambda}_1\tilde{\lambda}_2, \end{aligned} \quad (48)$$

where $M_{2,1} = (\sqrt{2} + 1)\sigma_0\eta_{1,4}e^{\eta_{1,3}}/2 + M_{2,3} + \sqrt{2}\sigma_0M_1e^{2\eta_{1,3}}/2$, $M_{2,2} = (A_1 - 1)^{-1}M_1$, $M_{2,3} = A_1(A_2 - 1)^{-1}M_2$, $\eta_{1,4} = (A_1 - 1)^{-2}M_1^2\eta_1$, M_2 is a constant such that the right-hand side of (40) in Remark 6 is upper bounded by $e^{\eta_{1,3}}M_2(|S_\gamma|\tilde{\lambda}_1\tilde{\lambda}_2 + |S_{\alpha_t}|\tilde{\lambda}_2^2)$ and (M_1, η_1) are as in Theorem 2.

Theorem 3 shows that $\hat{\mu}_t(\hat{m}_{\text{RWL}}^\#, \hat{\pi}_{\text{RCAL}})$ is doubly robust for $\bar{\mu}_t(\bar{m}_{\text{WL}}^\#, \bar{\pi}_{\text{CAL}})$ provided $(|S_\gamma| + |S_{\alpha_t}|\tilde{\lambda}_1^2) = o(1)$, that is, $(|S_\gamma| + |S_{\alpha_t}|)\{(K-1) + \log(p+1)\} = o(n)$. In addition, Theorem 3 gives the $n^{-1/2}$ asymptotic expansion (29) provided $n^{1/2}(|S_\gamma| + |S_{\alpha_t}|)\tilde{\lambda}_1^2 = o(1)$, that is $(|S_\gamma| + |S_{\alpha_t}|)\{(K-1) + \log(p+1)\} = o(n^{1/2})$. To obtain valid confidence intervals for μ_t via the Slutsky theorem, the following result gives the consistency of the variance estimator \hat{V}_t to V_t , where \hat{V}_t is defined in (30) and $V_t = \text{var}\{\varphi_t(Y, T, X; \bar{\alpha}_{t,\text{WL}}^\#, \bar{\gamma}_{\text{CAL}})\}$ with $\varphi_t(Y, T, X; \alpha_t^\#, \gamma)$ defined in (17).

For notational simplicity, denote $\hat{\varphi}_t = \varphi_t(Y, T, X; \hat{\alpha}_{t,\text{RWL}}^\#, \hat{\gamma}_{\text{RCAL}})$ and $\hat{\varphi}_{tc} = \hat{\varphi}_t - \hat{\mu}_t(\hat{m}_{\text{RWL}}^\#, \hat{\pi}_{\text{RCAL}})$ such that $\hat{V}_t = \tilde{\text{E}}(\hat{\varphi}_{tc}^2)$. Similarity, denote $\bar{\varphi}_t = \varphi_t(Y, T, X; \bar{\alpha}_{t,\text{WL}}^\#, \bar{\gamma}_{\text{CAL}})$ and $\bar{\varphi}_{tc} = \bar{\varphi}_t - \bar{\mu}_t(\bar{m}_{\text{WL}}^\#, \bar{\pi}_{\text{CAL}})$ such that $V_t = \text{E}(\bar{\varphi}_{tc}^2)$.

Theorem 4. *Under the conditions of Theorem 3, if $\{(K-1) + \log(p+1)/\epsilon\}/n \leq 1$, then we have with probability at least $1 - 8\epsilon$,*

$$\begin{aligned} |\tilde{\text{E}}(\hat{\varphi}_{tc}^2 - \bar{\varphi}_{tc}^2)| & \leq 2M_{2,4}^{1/2}\{\tilde{\text{E}}(\bar{\varphi}_{tc}^2)\}^{1/2}(K-1)^{1/2}(|S_\gamma|\tilde{\lambda}_1 + |S_{\alpha_t}|\tilde{\lambda}_2) \\ & \quad + M_{2,4}(K-1)(|S_\gamma|\tilde{\lambda}_1 + |S_{\alpha_t}|\tilde{\lambda}_2)^2, \end{aligned} \quad (49)$$

where $M_{2,4}$ is a positive constant depending only on $(B_0, B_1, A_1, \xi_1, \nu_1, \eta_1)$ in Theorem 1 and $(\sigma_0, A_2, \xi_2, \nu_2, \eta_2)$ in Theorem 2.

Inequality (49) shows that \hat{V}_t is a consistent estimator of V_t , that is, $\hat{V} - V = o(1)$, provided $(|S_\gamma| + |S_{\alpha_t}|)(K-1)^{1/2}\tilde{\lambda}_1 = o(1)$, which means $(|S_\gamma| + |S_{\alpha_t}|)(K-1)^{1/2}\{(K-1) + \log(p+1)\}^{1/2} = o(n^{1/2})$. Combining Theorems 3 and 4, we have the following doubly robust Wald confidence intervals for μ_t . For simplicity, the group Lasso tuning parameters are denoted as $\lambda_1 = A_1^\dagger[\{(K-1) + \log(p+1)\}/n]^{1/2}$ for $\hat{\gamma}_{RCAL}$ and $\lambda_2 = A_2^\dagger[\{(K-1) + \log(p+1)\}/n]^{1/2}$ for $\hat{\alpha}_{t,RWL}^\#$.

Proposition 1. *Suppose that Assumption 1 and Assumption 2(i), 2(ii), and 2(iv)(a) hold, and $(|S_\gamma| + |S_{\alpha_t}|)(K-1)^{1/2}\{(K-1) + \log(p+1)\} = o(n^{1/2})$. Then for $\hat{\gamma}_{RCAL}$ and $\hat{\alpha}_{t,RWL}^\#$ with sufficiently large constants A_1^\dagger and A_2^\dagger , asymptotic expansion (29) is valid. Moreover, if either PS model (5) or linear OR model (8) is correctly specified, the following results hold:*

- (i) $n^{1/2}\{\hat{\mu}_t(\hat{m}_{RWL}^\#, \hat{\pi}_{RCAL}) - \mu_t\} \xrightarrow{D} N(0, V_t)$, where $V_t = \text{var}\{\varphi_t(Y, T, X; \bar{\alpha}_{t,WL}^\#, \bar{\gamma}_{CAL})\}$;
- (ii) a consistent estimator of V is

$$\hat{V}_t = \tilde{E} \left[\{\varphi_t(Y, T, X; \hat{\alpha}_{t,RWL}^\#, \hat{\gamma}_{RCAL}) - \hat{\mu}_t(\hat{m}_{RWL}^\#, \hat{\pi}_{RCAL})\}^2 \right];$$

- (iii) an asymptotic $(1-c)$ confidence interval for μ_t is $\hat{\mu}_t(\hat{m}_{RWL}^\#, \hat{\pi}_{RCAL}) \pm z_{c/2}\sqrt{\hat{V}_t/n}$, where $z_{c/2}$ is the $(1-c/2)$ quantile of $N(0, 1)$.

That is, a doubly robust confidence interval for μ_t is obtained.

Second, we assume that a generalized linear OR model (8) is used together with PS model (5), and develop theoretical analysis which leads to valid Wald confidence intervals for μ_t if model (5) is correctly specified. Compared with the upper bound of $|\hat{\mu}_t(\hat{m}_{RWL}^\#, \hat{\pi}_{RCAL}) - \bar{\mu}_t(\bar{m}_{WL}^\#, \bar{\pi}_{CAL})|$ for linear OR model (8) in Theorem 3, the upper bound for generalized linear OR model (8) depends on additional terms $\Lambda(r)$, which is defined as, for any $r \geq 0$,

$$\Lambda(r) = \sup_{j=0,1,\dots,p, \|\alpha_t^\# - \bar{\alpha}_{t,WL}^\#\|_{2,1} \leq r} \left\| E \left[\text{diag}\{\psi_2\{\alpha_t^{(k)\top} f(X)\} : k \neq t\} g(X; \bar{\gamma}_{CAL}) f_j(X) \right] \right\|_2$$

with $g(X; \bar{\gamma}_{CAL}) = (g_k : k \neq t)^\top$ and $g_k = R^{(t)}\pi(k, X; \bar{\gamma}_{CAL})/\pi(t, X; \bar{\gamma}_{CAL}) - R^{(k)}$. By the definition of $\bar{\gamma}_{CAL}$, it holds that $E[g(X; \bar{\gamma}_{CAL})f_j(X)] = 0$ for $j = 0, 1, \dots, p$ whether or not model (5) is correctly specified. But $\Lambda(r)$ is in general either zero or positive respectively if outcome model (2) is correctly specified or misspecified, except in the case of linear outcome model where $\Lambda(r)$ is automatically zero because $\psi_2(\cdot)$ is constant.

Theorem 5. *Suppose that Assumptions 1 and 2 hold. If $\{(K-1) + \log(p+1)/\epsilon\}/n \leq 1$, then for $A_1 > (\xi_1 + 1)/(\xi_1 - 1)$ and $A_2 > (\xi_2 + 1)/(\xi_2 - 1)$, we have with probability at least $1 - 9\epsilon$*

$$\begin{aligned} & |\hat{\mu}_t(\hat{m}_{RWL}^\#, \hat{\pi}_{RCAL}) - \bar{\mu}_t(\bar{m}_{WL}^\#, \bar{\pi}_{CAL})| \\ & \leq M_{3,1}|S_\gamma|\tilde{\lambda}_1^2 + M_{3,2}|S_\gamma|\tilde{\lambda}_1\tilde{\lambda}_2 + M_{3,3}|S_{\alpha_t}|\tilde{\lambda}_1\tilde{\lambda}_2 + \eta_3\Lambda(\eta_3), \end{aligned} \quad (50)$$

where $M_{3,1}, M_{3,2}$, and $M_{3,3}$ are positive constants, depending only on $(B_0, B_1, A_1, \xi_1, \nu_1, \eta_1)$ from Theorem 1, $(\sigma_0, A_2, \xi_2, \nu_2, \eta_2)$ from Remark 6 and $(C_1, C_2, C_3, \eta_{2,1}, \eta_{2,2})$ from Theorem 2, $\eta_3 = (A_2 - 1)^{-1} M_3(|S_\gamma| \tilde{\lambda}_1 + |S_{\alpha_t}| \tilde{\lambda}_2)$, and M_3 is a constant such that the right-hand side of (39) is upper-bounded by $e^{\eta_{1,3}} M_3(|S_\gamma| \tilde{\lambda}_1 \tilde{\lambda}_2 + |S_{\alpha_t}| \tilde{\lambda}_2^2)$.

Theorem 5 shows that $\hat{\mu}_t(\hat{m}_{\text{RWL}}^\#, \hat{\pi}_{\text{RCAL}})$ is doubly robust for μ_t provided $(|S_\gamma| + |S_{\alpha_t}|) \tilde{\lambda}_1 = o(1)$, that is, $(|S_\gamma| + |S_{\alpha_t}|) \{(K - 1) + \log(p + 1)\}^{1/2} = o(n^{1/2})$. In addition, the error bounds imply that $\hat{\mu}_t(\hat{m}_{\text{RWL}}^\#, \hat{\pi}_{\text{RCAL}})$ admits the $n^{-1/2}$ asymptotic expansion (29) provided $n^{1/2}(|S_\gamma| + |S_{\alpha_t}|) \tilde{\lambda}_1^2 = o(1)$, that is $(|S_\gamma| + |S_{\alpha_t}|) \{(K - 1) + \log(p + 1)\} = o(n^{1/2})$ when PS model is correctly specified but OR model may be misspecified, because the term involving $\Lambda(\eta_3)$ vanishes when PS model (5) is correctly specified. Unfortunately, asymptotic expansion may fail when PS model is misspecified. The following result gives the consistency of the variance estimator \hat{V}_t to V_t with a generalized linear OR model (2) together with PS model (5).

Theorem 6. *Under the conditions of Theorem 5, if $\{(K - 1) + \log(p + 1)/\epsilon\}/n \leq 1$, then we have with probability at least $1 - 9\epsilon$,*

$$\begin{aligned} |\tilde{\mathbb{E}}(\hat{\varphi}_{tc}^2 - \bar{\varphi}_{tc}^2)| &\leq 2M_{3,4}^{1/2} \{\tilde{\mathbb{E}}(\bar{\varphi}_{tc}^2)\}^{1/2} \{(K - 1) + \Lambda^2(\eta_3)\}^{1/2} (|S_\gamma| \tilde{\lambda}_1 + |S_{\alpha_t}| \tilde{\lambda}_2) \\ &\quad + M_{3,4} \{(K - 1) + \Lambda^2(\eta_3)\} (|S_\gamma| \tilde{\lambda}_1 + |S_{\alpha_t}| \tilde{\lambda}_2)^2, \end{aligned} \quad (51)$$

where $M_{3,4}$ is a positive constant depending only on $(B_0, B_1, A_1, \xi_1, \nu_1, \eta_1)$ from Theorem 1, $(\sigma_0, A_2, \xi_2, \nu_2, \eta_2)$ from Remark 6 and $(C_1, C_2, C_3, \eta_{2,1}, \eta_{2,2})$ from Theorem 2.

Inequality (51) shows that \hat{V} is a consistent estimator of V , that is, $\hat{V} - V = o(1)$, provided $(|S_\gamma| + |S_{\alpha_t}|)(K - 1)^{1/2} \tilde{\lambda}_1 = o(1)$, that is, $(|S_\gamma| + |S_{\alpha_t}|)(K - 1)^{1/2} \{(K - 1) + \log(p + 1)\}^{1/2} = o(n^{1/2})$. Combining Theorems 3 and 4 gives the following model-assisted Wald confidence intervals for μ_t .

Proposition 2. *Suppose that Assumptions 1 and 2 hold, and $(|S_\gamma| + |S_{\alpha_t}|)(K - 1)^{1/2} \{(K - 1) + \log(p + 1)\} = o(n^{1/2})$. For sufficiently large constants A_1^\dagger and A_2^\dagger , if PS model (5) is correctly specified but OR model (2) may be misspecified, then (i)-(iii) in Proposition 1 hold. That is, a PS based, OR assisted confidence interval for μ_t is obtained.*

5 ATT estimation

Our method and theory can be extended for estimating ATTs using the same set of regularized calibrated estimators as in ATE estimation. From Section 2, the ATT for treatment t vs k in the k th treated group is $\mathbb{E}(Y^{(t)} - Y^{(k)} | T = k)$. The mean $\mathbb{E}(Y^{(k)} | T = k)$ can be directly estimated as $\tilde{\mathbb{E}}(Y R^{(k)}) / \tilde{\mathbb{E}}(R^{(k)})$, i.e., the sample average of Y within the k th treated group. In the following, we mainly discuss estimation of the mean $\nu_t^{(k)} = \mathbb{E}(Y^{(t)} | T = k)$ for $t \neq k$.

By the relation $\nu_t^{(k)} = E(Y^{(t)} R^{(k)})/E(R^{(k)})$, our estimator for $\nu_t^{(k)}$ is

$$\hat{\nu}_{t,\text{RCAL}}^{(k)} = \frac{\tilde{E}\{\varphi_t^{(k)}(Y, T, X; \hat{\alpha}_{t,\text{RWL}}^{(k)}, \hat{\gamma}_{\text{RCAL}})\}}{\tilde{E}(R^{(k)})},$$

where $(\hat{\alpha}_{t,\text{RWL}}^{(k)}, \hat{\gamma}_{\text{RCAL}})$ are defined as in $\hat{\mu}_{t,\text{RCAL}} = \hat{\mu}_t(\hat{m}_{\text{RWL}}^\#, \hat{\pi}_{\text{RCAL}})$, and $\varphi_t^{(k)}(Y, T, X; \alpha_t^{(k)}, \gamma)$ is defined in (18) such that $\tilde{E}\{\varphi_t^{(k)}(Y, T, X; \hat{\alpha}_{t,\text{RWL}}^{(k)}, \hat{\gamma}_{\text{RCAL}})\}$ is an augmented IPW estimator for $E(Y^{(t)} R^{(k)})$. Hence our estimators for μ_t and $\nu_t^{(k)}$ satisfy the natural decomposition:

$$\hat{\mu}_{t,\text{RCAL}} = \tilde{E}(Y R^{(t)}) + \sum_{k \neq t} \hat{\nu}_{t,\text{RCAL}}^{(k)} \tilde{E}(R^{(k)}),$$

in accordance with our earlier discussion about the estimator $\mu_t(\hat{m}^\#, \hat{\pi})$ in (16). In this sense, our approach handles estimation of ATEs and ATTs in a unified manner.

Statistical properties of $\hat{\nu}_{t,\text{RCAL}}^{(k)}$ can be deduced similarly as in Section 4.2. In particular, if PS model (5) is correctly specified but OR model (8) may be specified, then $\hat{\nu}_{t,\text{RCAL}}^{(k)}$ can be shown to admit the asymptotic expansion under suitable sparsity condition,

$$\hat{\nu}_{t,\text{RCAL}}^{(k)} = \frac{\tilde{E}\{\varphi_t^{(k)}(Y, T, X; \bar{\alpha}_{t,\text{WL}}^{(k)}, \bar{\gamma}_{\text{CAL}})\}}{\tilde{E}(R^{(k)})} + o_p(n^{-1/2}), \quad (52)$$

where $(\bar{\alpha}_{t,\text{WL}}^{(k)}, \bar{\gamma}_{\text{CAL}})$ are the limit values of $(\hat{\alpha}_{t,\text{RWL}}^{(k)}, \hat{\gamma}_{\text{RCAL}})$ as before. Then an asymptotic $(1 - c)$ confidence interval for $\nu_t^{(k)}$ can be obtained as $\hat{\nu}_{t,\text{RCAL}}^{(k)} \pm z_{c/2} \sqrt{\hat{U}_t^{(k)}/n}$, where

$$\hat{U}_t^{(k)} = \tilde{E} \left[\{\varphi_t^{(k)}(Y, T, X; \hat{\alpha}_{t,\text{RWL}}^{(k)}, \hat{\gamma}_{\text{RCAL}}) - R^{(k)} \hat{\nu}_{t,\text{RCAL}}^{(k)}\}^2 \right] / \tilde{E}^2(R^{(k)}). \quad (53)$$

For a linear OR model, the asymptotic expansion (52) can be established, with possible misspecification of both models (5) and (8). In this case, the confidence intervals for $\nu_t^{(k)}$ are doubly robust, being valid when either model (5) or linear model (8) is correctly specified.

6 Simulation study

We conduct a simulation study to evaluate the performance of $\hat{\mu}_t(\hat{m}_{\text{RWL}}^\#, \hat{\pi}_{\text{RCAL}})$ compared with $\hat{\mu}_t(\hat{m}_{\text{RMLs}}, \hat{\pi}_{\text{RML}})$ and $\hat{\mu}_t(\hat{m}_{\text{RMLg}}, \hat{\pi}_{\text{RML}})$ for ATE estimation, where the fitted value $\hat{m}_{\text{RMLs}}(t, X)$ is based on the separate Lasso estimator $\hat{\alpha}_{t,\text{RMLs}}$ and $\hat{m}_{\text{RMLg}}(t, X)$ is based on the group Lasso estimator $\{\hat{\alpha}_{t,\text{RMLg}} : t \in \mathcal{T}\}$ as described in Section 2. In addition, we also compare the performance of $\hat{\nu}_{t,\text{RCAL}}^{(k)}$ with $\hat{\nu}_{t,\text{RMLs}}^{(k)}$ and $\hat{\nu}_{t,\text{RMLg}}^{(k)}$ for ATT estimation and include the corresponding results in the Supplementary Material, where $\hat{\nu}_{t,\text{RMLs}}^{(k)} = \tilde{E}\{\varphi_t^{(k)}(Y, T, X; \hat{\alpha}_{t,\text{RMLs}}, \hat{\gamma}_{\text{RML}})\}/\tilde{E}(R^{(k)})$ and $\hat{\nu}_{t,\text{RMLg}}^{(k)} = \tilde{E}\{\varphi_t^{(k)}(Y, T, X; \hat{\alpha}_{t,\text{RMLg}}, \hat{\gamma}_{\text{RML}})\}/\tilde{E}(R^{(k)})$ for $k \neq t$, similarly as $\hat{\nu}_{t,\text{RCAL}}^{(k)}$ in Section 5.

The algorithms for computing the RCAL estimators $\hat{\gamma}_{\text{RCAL}}$ and $\hat{\alpha}_{t,\text{RWL}}^\#$ are described in Section 3.2, combining Fisher scoring, the MM technique and the block coordinate descent. The constraint

$\gamma_t \equiv 0$ is used in $\hat{\gamma}_{\text{RCAL}}$ when estimating μ_t . We compute the RML estimators $\hat{\gamma}_{\text{RML}}$, $\hat{\alpha}_{t,\text{RML}s}$, and $\{\hat{\alpha}_{t,\text{RMLg}} : t \in \mathcal{T}\}$ similarly as in the R package `glmnet` (Friedman et al. 2010; Simon et al. 2013), except that the one-to-zero constraint $\gamma_0 \equiv 0$ is used in $\hat{\gamma}_{\text{RML}}$. For completeness, we also conduct simulations using the sum-to-zero constraint $\sum_{k \in \mathcal{T}} \gamma_k \equiv 0$ in $\hat{\gamma}_{\text{RCAL}}$ and $\hat{\gamma}_{\text{RML}}$. The results are presented in the Supplementary Material, and similar conclusions are obtained as below. All the methods are implemented in the R package `mRCAL`, including `RCAL` and `RMLs` and `RMLg`.

For computing $\hat{\gamma}_{\text{RML}}$ or $\hat{\gamma}_{\text{RCAL}}$, the group-Lasso tuning parameter is determined using 5-fold cross validation based on the corresponding loss function as follows. For $s = 1, \dots, 5$, let \mathcal{I}_s be a random subsample of size $n/5$ form $\{1, 2, \dots, n\}$. For a loss function $\ell(\gamma)$, either $\ell_{\text{ML}}(\gamma)$ in (6) or $\ell_{\text{CAL}}(\gamma)$ in (22), denote by $\ell(\gamma; \mathcal{I})$ the loss function obtained when the sample average $\tilde{\text{E}}(\cdot)$ is computed over only the subsample \mathcal{I} . The 5-fold cross-validation criterion is defined as $\text{CV}_5(\lambda_1) = (1/5) \sum_{s=1}^5 \ell(\hat{\gamma}_{\lambda_1}^{(s)}; \mathcal{I}_s)$, where $\hat{\gamma}_{\lambda_1}^{(s)}$ is a minimizer of the penalized loss $\ell(\gamma; \mathcal{I}_s^c) + \lambda_1 \sum_{j=1}^p \|\gamma_j\|_2$ over the subsample \mathcal{I}_s^c of size $4n/5$, i.e., the complement to \mathcal{I}_s . Then λ_1 is selected by minimizing $\text{CV}_5(\lambda_1)$ over the discrete set $\{\lambda_1^* \times 0.01^{j/20} : j = 0, 1, \dots, 20\}$, where for $\hat{\pi} = (\tilde{\text{E}}(R^{(k)}) : k \in \mathcal{T} \setminus \{t\})^T$, the value λ_1^* is computed as $\lambda_1^* = \max_{j=1}^p \|\tilde{\text{E}}[g(T, \hat{\pi}) f_j(X)]\|_2$ with $g(T, \hat{\pi}) = (\hat{\pi}_k - R^{(k)} : k \in \mathcal{T} \setminus \{t\})^T$ when the likelihood loss (6) is used, or $g(T, \hat{\pi}) = (g_k : k \in \mathcal{T} \setminus \{t\})^T$ with $g_k = R^{(t)} \hat{\pi}_k / \hat{\pi}_t - R^{(k)}$ when the calibration loss (22) is used.

For selection of the tuning parameter in $\hat{\alpha}_{t,\text{RML}s}$, $\{\hat{\alpha}_{t,\text{RMLg}} : t \in \mathcal{T}\}$, or $\hat{\alpha}_{t,\text{RCAL}}^\#$, 5-fold cross validation is conducted similarity as above using respectively the loss function $\ell_{\text{ML}}(\alpha_t)$ in (3), $\sum_{t \in \mathcal{T}} \ell_{\text{ML}}(\alpha_t)$ in (4), or $\ell_{\text{WL}}(\alpha_t^\#; \hat{\gamma}_{\text{RCAL}})$ in (28). In the last case, $\hat{\gamma}_{\text{RCAL}}$ is determined separately and then fixed during cross validation for computing $\hat{\alpha}_{t,\text{RWL}}^\#$.

In our simulation, the number of treatments K is 4, and sample size n is 1000. Let $X = (X_1, \dots, X_p)^T$ be multivariate normal with means 0 and covariance $\text{cov}(X_{j_1}, X_{j_2}) = 2^{-|j_1 - j_2|}$ for $1 \leq j_1, j_2 \leq p$. In addition, let $W_j = X_j + \{(X_j + 1)_+\}^2$ for $j = 1, \dots, 4$, where $c_+ = \max(0, c)$, and $X_j^\dagger = \{W_j - \text{E}(W_j)\} / \sqrt{\text{var}(W_j)}$. Consider the following the data-generating configurations.

(C1) Generate T given X from a categorical distribution with $\log\{\text{P}(T = 1|X)/\text{P}(T = 0|X)\} = X_1 - 0.5X_2 - 0.25X_3 + 0.125X_4$, $\log\{\text{P}(T = 2|X)/\text{P}(T = 0|X)\} = -0.5X_1 - 0.25X_2 + 0.125X_3 + X_4$ and $\log\{\text{P}(T = 3|X)/\text{P}(T = 0|X)\} = -0.25X_1 + 0.125X_2 + X_3 - 0.5X_4$, and, independently, Y given (T, X) is generated from a Normal distribution with variance 1 and mean $\text{E}(Y|T = 0, X) = 0 + X_1 - X_5 - X_6 + X_7$, $\text{E}(Y|T = 1, X) = 1 + X_2 - X_7 - X_8 + X_9$, $\text{E}(Y|T = 2, X) = 2 + X_3 - X_9 - X_{10} + X_{11}$ and $\text{E}(Y|T = 3, X) = 3 + X_4 - X_{11} - X_{12} + X_{13}$.

(C2) Generate T given X as in (C1). But Y given (T, X) is generated from a Normal distribution with variance 1 and mean $\text{E}(Y|T = 0, X) = 0 + X_1^\dagger - X_5^\dagger - X_6^\dagger + X_7^\dagger$, $\text{E}(Y|T = 1, X) = 1 + X_2^\dagger - X_7^\dagger - X_8^\dagger + X_9^\dagger$, $\text{E}(Y|T = 2, X) = 2 + X_3^\dagger - X_9^\dagger - X_{10}^\dagger + X_{11}^\dagger$ and $\text{E}(Y|T = 3, X) =$

Table 1: Summary of $\hat{\mu}_t$ for $t = 0, 1, 2, 3$.

	(C1) cor PS, cor OR			(C2) cor PS, mis OR			(C3) mis PS, cor OR			(C1) cor PS, cor OR			(C2) cor PS, mis OR			(C3) mis PS, cor OR		
	RCAL	RMLs	RMLg	RCAL	RMLs	RMLg	RCAL	RMLs	RMLg	RCAL	RMLs	RMLg	RCAL	RMLs	RMLg	RCAL	RMLs	RMLg
n = 1000, p = 50																		
	$\hat{\mu}_0$									$\hat{\mu}_1$								
Bias	-0.001	-0.021	-0.005	-0.006	-0.021	-0.011	-0.004	-0.027	-0.008	-0.015	-0.067	-0.020	-0.019	-0.058	-0.025	-0.012	-0.033	-0.016
$\sqrt{\text{Var}}$	0.093	0.098	0.095	0.100	0.109	0.102	0.093	0.096	0.094	0.095	0.101	0.098	0.101	0.107	0.104	0.095	0.102	0.100
$\sqrt{\text{EVar}}$	0.090	0.091	0.088	0.092	0.098	0.093	0.088	0.088	0.086	0.088	0.092	0.087	0.089	0.096	0.090	0.087	0.095	0.090
Cov90	0.885	0.865	0.875	0.869	0.864	0.869	0.868	0.860	0.850	0.869	0.793	0.861	0.853	0.810	0.838	0.854	0.854	0.845
Cov95	0.937	0.924	0.939	0.931	0.922	0.925	0.930	0.916	0.920	0.922	0.877	0.918	0.907	0.881	0.904	0.914	0.911	0.907
	$\hat{\mu}_2$									$\hat{\mu}_3$								
Bias	0.001	0.034	0.000	-0.006	0.025	-0.010	-0.003	0.021	-0.005	-0.016	-0.065	-0.026	-0.025	-0.072	-0.045	-0.017	-0.044	-0.026
$\sqrt{\text{Var}}$	0.100	0.106	0.103	0.107	0.114	0.110	0.098	0.105	0.102	0.100	0.105	0.103	0.105	0.111	0.109	0.096	0.100	0.098
$\sqrt{\text{EVar}}$	0.088	0.092	0.089	0.090	0.097	0.092	0.088	0.093	0.089	0.088	0.090	0.086	0.089	0.096	0.089	0.087	0.089	0.086
Cov90	0.852	0.823	0.839	0.834	0.822	0.838	0.852	0.844	0.837	0.860	0.769	0.821	0.826	0.760	0.792	0.860	0.822	0.847
Cov95	0.910	0.895	0.902	0.913	0.890	0.900	0.916	0.904	0.915	0.917	0.841	0.886	0.902	0.836	0.861	0.917	0.897	0.902
n = 1000, p = 300																		
	$\hat{\mu}_0$									$\hat{\mu}_1$								
Bias	0.005	-0.015	0.000	-0.002	-0.013	-0.006	0.000	-0.024	-0.009	-0.014	-0.073	-0.027	-0.023	-0.058	-0.032	-0.013	-0.056	-0.027
$\sqrt{\text{Var}}$	0.096	0.102	0.099	0.101	0.110	0.107	0.091	0.097	0.092	0.094	0.105	0.099	0.099	0.107	0.105	0.092	0.099	0.096
$\sqrt{\text{EVar}}$	0.087	0.087	0.087	0.089	0.091	0.092	0.086	0.086	0.085	0.083	0.085	0.082	0.083	0.085	0.083	0.083	0.086	0.083
Cov90	0.869	0.847	0.866	0.855	0.823	0.854	0.884	0.850	0.871	0.845	0.716	0.809	0.825	0.742	0.796	0.859	0.791	0.829
Cov95	0.928	0.910	0.925	0.912	0.881	0.911	0.938	0.899	0.933	0.912	0.804	0.888	0.882	0.826	0.868	0.925	0.871	0.893
	$\hat{\mu}_2$									$\hat{\mu}_3$								
Bias	0.003	0.045	-0.002	-0.007	0.028	-0.011	0.000	0.029	-0.005	-0.025	-0.084	-0.052	-0.044	-0.091	-0.080	-0.023	-0.064	-0.047
$\sqrt{\text{Var}}$	0.095	0.103	0.102	0.099	0.107	0.107	0.095	0.101	0.100	0.097	0.107	0.102	0.102	0.108	0.108	0.089	0.098	0.094
$\sqrt{\text{EVar}}$	0.083	0.085	0.082	0.084	0.086	0.084	0.084	0.086	0.083	0.084	0.083	0.081	0.084	0.084	0.083	0.084	0.083	0.082
Cov90	0.842	0.787	0.820	0.828	0.795	0.792	0.852	0.822	0.829	0.819	0.675	0.757	0.782	0.650	0.675	0.866	0.739	0.789
Cov95	0.914	0.854	0.891	0.895	0.864	0.873	0.916	0.889	0.901	0.900	0.764	0.831	0.856	0.740	0.757	0.930	0.823	0.865

Note: RCAL denotes $\hat{\mu}_t(\hat{m}_{\text{RWL}}^\#, \hat{\pi}_{\text{RCAL}})$, RMLs denotes $\hat{\mu}_t(\hat{m}_{\text{RMLs}}, \hat{\pi}_{\text{RML}})$ and RMLg denotes $\hat{\mu}_t(\hat{m}_{\text{RMLg}}, \hat{\pi}_{\text{RML}})$. Bias and Var are the Monte Carlo bias and variance of the point estimates. EVar is the mean of the variance estimates, and hence $\sqrt{\text{EVar}}$ also measures the L_2 -average of lengths of confidence intervals. Cov90 or Cov95 is the coverage proportion of the 90% or 95% confidence intervals.

$$3 + X_4^\dagger - X_{11}^\dagger - X_{12}^\dagger + X_{13}^\dagger.$$

(C3) Generate Y given (T, X) as in (C1). But T given X is generated with $\log\{P(T = 1|X)/P(T = 0|X)\} = X_1^\dagger - 0.5X_2^\dagger - 0.25X_3^\dagger + 0.125X_4^\dagger$, $\log\{P(T = 2|X)/P(T = 0|X)\} = -0.5X_1^\dagger - 0.25X_2^\dagger + 0.125X_3^\dagger + X_4^\dagger$ and $\log\{P(T = 3|X)/P(T = 0|X)\} = -0.25X_1^\dagger + 0.125X_2^\dagger + X_3^\dagger - 0.5X_4^\dagger$.

Consider multi-class logistic propensity score model (5) and linear outcome model (8), both with $f_j(X) = X_j$ for $j = 1, \dots, p$. Then the two models can be classified as follows, depending on the data configuration above:

- (C1) PS and OR models both correctly specified;
- (C2) PS model correctly specified, but OR model misspecified;
- (C3) PS model misspecified, but OR model correctly specified.

Partly because the regressor X_j^\dagger is a monotone nonlinear transformation of X_j for $j = 1, \dots, 4$, the misspecified OR model in (C2) or PS model in (C1) appears to be nearly correct by standard model diagnosis. See the Supplemental Material for boxplots of X_j and scatterplots of Y against X_j within different treatment groups for $j = 1, \dots, 4$.

Table 1 summarizes estimates of μ_t for $t = 0, 1, 2, 3$, based on 1000 repeated simulations. Three interesting findings can be obtained. First, in terms of bias, RCAL overall has the smallest absolute

bias, followed by RMLg and RMLs. For example, the biases of RMLs, RMLg and RCAL are -0.064, -0.047, and -0.023 for estimation of μ_3 under (C3) with $p = 300$. Second, in terms of variance, the three methods perform similarly to each other. Third, in terms of coverage, RCAL achieves coverage proportions overall the closest to the nominal levels. For example, the 90% coverage proportions of RMLs, RMLg and RCAL are 0.739, 0.789 and 0.866 for estimation of μ_3 under (C3) with $p = 300$. These properties can also be seen from QQ plots of the t -statistics in the Supplement.

7 Empirical application

We provide an application to study the effects of maternal smoking during pregnancy on birth weights for singleton births in Pennsylvania between 1989 and 1991, based on a dataset from the US National Center of Health Statistics. The original dataset was also used in Almond et al. (2005) and Cattaneo (2010) among others. To assess multi-valued treatment effects, the treatment T is taken to be the number of cigarettes smoked per day collapsed into 6 levels $\{0, 1-5, 6-10, 11-15, 16-20, 21+\}$, labeled respectively as 0, 1, \dots , 5, as in Cattaneo (2010). The outcome Y is defined as the log of the birth weight, hence different from that in Almond et al. (2005) and Cattaneo (2010). After dropping about 18% observations with missing data and converting categorical covariates into dummy variables, the total sample size is 411609 and the number of covariates in X is 33. The sample sizes of the six treatment groups are 339659, 13798, 29746, 4923, 19517, 3966. See Supplement Section IV for more information about data preprocessing.

To control for possible confounding beyond main effects of the covariates, we consider a multi-class logistic propensity score model and linear outcome model, where the regressor vector $f(X)$ includes all main effects and two-way interactions of X except those with the fractions of nonzero values less than 0.8% of the sample size $n = 411609$. The dimension of $f(X)$ is $p = 399$, excluding the constant. All variables in $f(X)$ are standardized with sample means 0 and variances 1.

Given the large sample size $n = 411609$ relative to the regressor size $p = 399$, we investigate two separate analyses. The first, full-sample analysis, is to apply the existing and proposed methods to the full sample as in a typical application. The second, sub-sample analysis, is to repeatedly draw 1000 sub-samples, each of about $1/25$ size of the full sample, and apply different methods to the sub-samples. The sample sizes from treatment groups 0 to 5 are fixed at 13587, 552, 1190, 197, 781 and 159 in each sub-sample. The sub-sample analysis is mainly designed to compare different methods in more challenging settings where sample sizes are comparable to regressor sizes. For space limitation, we present estimation results for the treatment means $\{\mu_t : t = 0, \dots, 5\}$ in this section, and defer those for the ATEs and ATTs to Supplement Section IV.

Full-sample analysis. We apply regularized calibrated estimation (RCAL) and regularized

maximum likelihood estimation with separate Lasso (RMLs) or group Lasso (RMLg), similarly as in the simulation study. Each separate or group Lasso tuning parameter λ is selected by minimizing a 5-fold cross validation error over a discrete set $\{\lambda^* \times 0.01^{j/20} : j = 0, 1, \dots, 20\}$, where λ^* is the value leading to a zero solution. For comparison, we also apply the non-regularized calibrated (CAL) and maximum likelihood (ML) estimation using PS and OR models with main effects only. The estimates of the treatment means $\{\mu_t : t = 0, \dots, 5\}$ are summarized in Table 2.

The following findings can be obtained from Table 2. First, the adjusted point estimates of μ_t are decreasing as the treatment level t increases, i.e., the number of smoked cigarettes increases. There is a slight increase from $\hat{\mu}_2$ to $\hat{\mu}_3$ in the unadjusted estimates. Second, the point estimates and confidence intervals from RCAL, RMLs, and RMLg are overall similar to each other. Third, compared with those from non-regularized estimation with main effects only, regularized estimation incorporating interactions in PS and OR models leads to comparable or smaller standard errors. For example, the width of the 95% confidence interval for μ_5 from CAL and RCAL are 0.0224 and 0.0185. This difference not only agrees with the theoretical property that augmented IPW estimation has a smaller asymptotic variance when using a larger (correct) PS model with a fixed number of regressors, but also demonstrates the effectiveness of Lasso regularization in suppressing variation that would otherwise be inflated with a large number of regressors.

Sub-sample analysis. To further compare different methods, we apply RCAL, RMLs, RMLg estimation to 1000 sub-samples as described earlier. We conduct 5-fold cross validation in each subsample, similarly as in the full-sample analysis, but take $\lambda.min$ as the tuning parameter for PS and OR models in RCAL when estimating μ_0 and take $\lambda.1se$ for PS and OR models in RCAL when estimating μ_1, \dots, μ_5 , where $\lambda.min$ gives the minimal cross validation error, and $\lambda.1se$ gives the most regularized model such that the cross validation error is within one standard error of the minimum (Hastie et al. 2009). Selecting $\lambda.min$ when estimating μ_1, \dots, μ_5 leads to large ratios of the number of nonzero estimated coefficients over the corresponding treatment group size, which would be incompatible with the sparsity assumptions for our theory. Selecting $\lambda.min$ for treatment 0 does not suffer this issue because the sample size for treatment 0 is much larger. See Supplement Figures S37 and S49. For similar reasons, we also take $\lambda.min$ for OR model in RMLs for treatment 0 and take $\lambda.1se$ for OR model in RMLs for the other treatments, and take $\lambda.1se$ as the group Lasso tuning parameter for OR model in RMLg. Because RMLs or RMLg treats PS estimation independently of which μ_t is estimated, we take $\lambda.1se$ for PS model in RMLs and RMLg. Results from always selecting $\lambda.min$ or $\lambda.1se$ in all methods can be found in the Supplement.

Table 3 summarizes the estimates of $\{\mu_t : t = 0, \dots, 5\}$ from 1000 subsamples similarly as in the simulation study. Coverage proportions are calculated by treating the mean of the 1000 estimates

as the true value for each method. We see that RCAL, RMLs and RMLg perform similarly to each other in terms of the repeated-sampling means and variances. However, the estimated variances from RCAL are close to the repeated-sampling variances, whereas those from RMLs and RMLg show underestimation especially for μ_3 and μ_5 . Consistently with this observation, the coverage proportions from RCAL are comparable to or more aligned with the nominal probabilities than from RMLs and RMLg. For example, from RCAL, RMLs, RMLg, the 90% coverage proportions are 0.900, 0.847 and 0.849 for μ_3 and are 0.887, 0.810 and 0.812 for μ_5 . These differences in coverage can also be seen from the QQ plots of standardized estimates in the Supplement.

Finally, to compare PS estimation from different methods, we calculate the maximum absolute standardized calibration differences (MASCD) and the relative variances (RV) of the inverse probability weights similarly as in Tan (2020a) by the following formulas:

$$\text{MASCD}_t = \max_{j=1}^p \left| \left[\frac{\tilde{\text{E}} \{R^{(t)} f_j(X) \hat{\pi}^{-1}(t, X; \hat{\gamma})\}}{\tilde{\text{E}} \{R^{(t)} \hat{\pi}^{-1}(t, X; \hat{\gamma})\}} - \tilde{\text{E}} \{f_j(X)\} \right] / \tilde{V}^{1/2} \{f_j(X)\} \right|,$$

$$\text{RV}_t = \tilde{V}_t(1/\{\hat{\pi}(t, X; \hat{\gamma})\}) / \tilde{\text{E}}_t^2[1/\{\hat{\pi}(t, X; \hat{\gamma})\}],$$

where \tilde{V} denotes the sample variance, and $\tilde{\text{E}}_t$ and \tilde{V}_t denote the sample mean and variance over treatment t respectively. From Supplement Figures S24 and S25, we see that RCAL, RMLs and RMLg are overall comparable to each other in terms of MASCD, but RCAL is associated with a much smaller number of nonzero estimated coefficients. From Figure 1, we find that RCAL is associated with similar or smaller RVs compared with RMLs and RMLg, while more outliers are produced by RMLs and RMLg. These differences indicate that RCAL achieves greater sparsity in estimated coefficients and greater efficiency in weighting than RMLs and RMLg.

8 Appendices

8.1 Appendix A: On multi-class calibration loss

We establish an interesting relationship between the multi-class likelihood and calibration loss functions $\ell_{\text{CAL}}(\gamma)$ and $\ell_{\text{ML}}(\gamma)$, which extends a similar result with binary treatments in Tan (2020a). To allow for misspecification of model (5), we write $\ell_{\text{CAL}}(\gamma) = \kappa_{\text{CAL}}(\gamma^T f(X))$ and $\ell_{\text{WL}}(\gamma) = \kappa_{\text{ML}}(\gamma^T f(X))$, where for a $K \times 1$ function $h(x) = (h_k(x) : k \in \mathcal{T})^T$,

$$\kappa_{\text{CAL}}(h) = \sum_{k \neq t} \tilde{\text{E}} \left[R^{(t)} e^{h_k(X) - h_t(X)} - R^{(k)} \{h_k(X) - h_t(X)\} \right], \quad (54)$$

$$\kappa_{\text{ML}}(h) = \tilde{\text{E}} \left[- \sum_{k \in \mathcal{T}} R^{(k)} h_k(X) + \log \sum_{k \in \mathcal{T}} e^{h_k(X)} \right]. \quad (55)$$

Table 2: Summary of $\hat{\mu}_t$ on full sample for $t = 0, 1, \dots, 5$.

	Est	SE	95CI	Est	SE	95CI	Est	SE	95CI
	$\hat{\mu}_0 (n_0 = 13587)$			$\hat{\mu}_1 (n_1 = 552)$			$\hat{\mu}_2 (n_2 = 1190)$		
Unadj	8.1272	0.0003	(8.1266, 8.1279)	8.0576	0.0019	(8.0538, 8.0614)	8.0398	0.0013	(8.0372, 8.0424)
CAL	8.1247	0.0004	(8.1240, 8.1254)	8.0763	0.0020	(8.0723, 8.0803)	8.0570	0.0017	(8.0537, 8.0602)
ML	8.1252	0.0006	(8.1240, 8.1263)	8.0768	0.0019	(8.0730, 8.0806)	8.0573	0.0015	(8.0542, 8.0603)
RCAL	8.1243	0.0004	(8.1236, 8.1250)	8.0744	0.0022	(8.0702, 8.0786)	8.0545	0.0016	(8.0513, 8.0577)
RMLs	8.1244	0.0004	(8.1236, 8.1251)	8.0751	0.0020	(8.0712, 8.0790)	8.0551	0.0017	(8.0518, 8.0585)
RMLg	8.1244	0.0004	(8.1237, 8.1251)	8.0750	0.0020	(8.0710, 8.0790)	8.0541	0.0016	(8.0509, 8.0572)
	$\hat{\mu}_3 (n_3 = 197)$			$\hat{\mu}_4 (n_4 = 781)$			$\hat{\mu}_5 (n_5 = 159)$		
Unadj	8.0474	0.0030	(8.0416, 8.0533)	8.0365	0.0016	(8.0334, 8.0396)	8.0318	0.0034	(8.0251, 8.0384)
CAL	8.0517	0.0049	(8.0421, 8.0612)	8.0460	0.0023	(8.0415, 8.0505)	8.0442	0.0057	(8.0330, 8.0554)
ML	8.0536	0.0045	(8.0449, 8.0623)	8.0460	0.0021	(8.0418, 8.0502)	8.0413	0.0057	(8.0301, 8.0525)
RCAL	8.0494	0.0042	(8.0411, 8.0576)	8.0439	0.0021	(8.0399, 8.0480)	8.0417	0.0047	(8.0324, 8.0509)
RMLs	8.0495	0.0036	(8.0424, 8.0565)	8.0446	0.0020	(8.0408, 8.0484)	8.0416	0.0044	(8.0330, 8.0501)
RMLg	8.0484	0.0037	(8.0412, 8.0556)	8.0448	0.0020	(8.0408, 8.0488)	8.0410	0.0044	(8.0323, 8.0497)

Note: Est, SE, or 95CI denotes point estimate, standard error, or 95% confidence interval respectively. Unadj denotes the unadjusted estimate, $\hat{\mu}_t = \hat{E}(Y^{(t)})$. RCAL, RMLs, or RMLg denotes $\hat{\mu}_t(\hat{m}_{\text{RWL}}^\#, \hat{\pi}_{\text{RCAL}})$, $\hat{\mu}_t(\hat{m}_{\text{RMLs}}, \hat{\pi}_{\text{RML}})$, or $\hat{\mu}_t(\hat{m}_{\text{RMLg}}, \hat{\pi}_{\text{RML}})$ respectively. CAL or ML denotes non-regularized estimation with main effects only in PS and OR models.

Table 3: Summary of $\hat{\mu}_t$ on sub-samples for $t = 0, 1, \dots, 5$.

	Mean	$\sqrt{\text{Var}}$	$\sqrt{\text{EVar}}$	Cov90	Cov95	Mean	$\sqrt{\text{Var}}$	$\sqrt{\text{EVar}}$	Cov90	Cov95	Mean	$\sqrt{\text{Var}}$	$\sqrt{\text{EVar}}$	Cov90	Cov95
	$\hat{\mu}_0 (n_0 = 13587)$					$\hat{\mu}_1 (n_1 = 552)$					$\hat{\mu}_2 (n_2 = 1190)$				
RCAL	8.125	0.002	0.002	0.883	0.942	8.069	0.009	0.010	0.913	0.950	8.052	0.007	0.007	0.911	0.953
RMLs	8.125	0.002	0.002	0.888	0.946	8.073	0.009	0.009	0.896	0.939	8.052	0.007	0.007	0.906	0.944
RMLg	8.125	0.002	0.002	0.897	0.954	8.073	0.009	0.009	0.895	0.939	8.052	0.007	0.007	0.903	0.942
	$\hat{\mu}_3 (n_3 = 197)$					$\hat{\mu}_4 (n_4 = 781)$					$\hat{\mu}_5 (n_5 = 159)$				
RCAL	8.050	0.018	0.017	0.900	0.947	8.044	0.009	0.009	0.903	0.949	8.038	0.018	0.018	0.887	0.940
RMLs	8.049	0.017	0.014	0.847	0.912	8.041	0.009	0.009	0.881	0.929	8.039	0.018	0.014	0.810	0.886
RMLg	8.049	0.017	0.014	0.849	0.912	8.041	0.009	0.009	0.882	0.928	8.039	0.018	0.015	0.812	0.889

Note: Mean, Var, EVar, Cov90, and Cov95 are calculated over the 1000 repeated subsamples, with the mean treated as the true value. RCAL denotes $\hat{\mu}_t(\hat{m}_{\text{RWL}}^\#, \hat{\pi}_{\text{RCAL}})$. RMLs denotes $\hat{\mu}_t(\hat{m}_{\text{RMLs}}, \hat{\pi}_{\text{RML}})$. RMLg denotes $\hat{\mu}_t(\hat{m}_{\text{RMLg}}, \hat{\pi}_{\text{RML}})$.

Both $\kappa_{\text{CAL}}(h)$ and $\kappa_{\text{ML}}(h)$ are convex in h . For two $K \times 1$ functions $h(x)$ and $h'(x)$, consider the Bregman divergences associated with κ_{CAL} and κ_{ML} ,

$$D_{\text{CAL}}(h, h') = \kappa_{\text{CAL}}(h) - \kappa_{\text{CAL}}(h') - \sum_{k \in \mathcal{T}} \langle \nabla_k \kappa_{\text{CAL}}(h'), h_k - h'_k \rangle,$$

$$D_{\text{ML}}(h, h') = \kappa_{\text{ML}}(h) - \kappa_{\text{ML}}(h') - \sum_{k \in \mathcal{T}} \langle \nabla_k \kappa_{\text{ML}}(h'), h_k - h'_k \rangle,$$

where h_k is identified as the vector $(h_{k1}, \dots, h_{kn})^\top$ with $h_{ki} = h_k(X_i)$, $\nabla_k \kappa_{\text{CAL}}(h')$ is identified as $(\partial \kappa_{\text{CAL}}(h') / \partial h'_{k1}, \dots, \partial \kappa_{\text{CAL}}(h') / \partial h'_{kn})^\top$, and $\nabla_k \kappa_{\text{ML}}(h')$ is similarly defined. For two probability vectors $\rho = (\rho_0, \rho_1, \dots, \rho_{K-1})^\top$ and $\rho' = (\rho'_0, \rho'_1, \dots, \rho'_{K-1})^\top$, the Kullback-Liebler divergence is $L(\rho, \rho') = \sum_{k=0}^{K-1} \rho'_k \log(\rho'_k / \rho_k)$. In addition, for $c, c' \in (0, 1)$, let $K(c, c') = c'/c - 1 - \log(c'/c) \geq 0$,

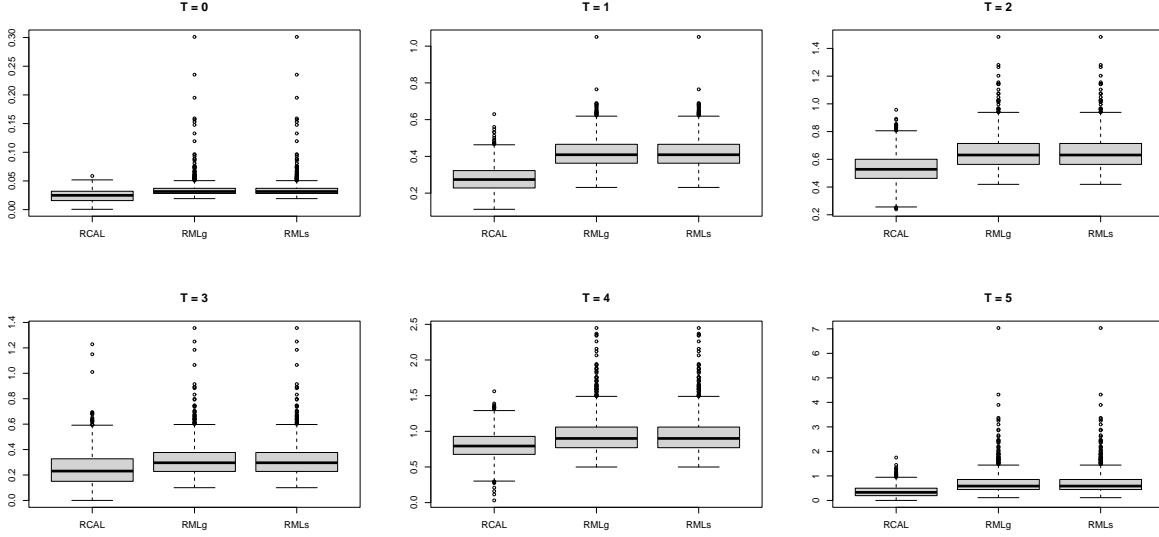


Figure 1: Boxplots of relative variances of the inverse probability weights (RV)

which is strictly convex in c'/c , with a minimum of 0 at $c'/c = 1$.

Proposition 3. (i) For any $K \times 1$ functions $h(x)$ and $h'(x)$ and the corresponding functions $\pi(x) = (\pi(k, x) : k \in \mathcal{T})^\top$ and $\pi'(x) = (\pi'(k, x) : k \in \mathcal{T})^\top$, where $\pi(k, x) = \exp\{h_k(x)\} / \sum_{s \in \mathcal{T}} \exp\{h_s(x)\}$ and $\pi'(k, x)$ is similarly defined from $h'(x)$. Then

$$D_{CAL}(h, h') = \tilde{\mathbb{E}} \left(\frac{R^{(t)}}{\pi'(t, X)} [K\{\pi(t, X), \pi'(t, X)\} + L\{\pi(X), \pi'(X)\}] \right),$$

$$D_{ML}(h, h') = \tilde{\mathbb{E}} [L\{\pi(X), \pi'(X)\}].$$

(ii) For any fixed γ , it holds that

$$\mathbb{E}\{\ell_{CAL}(\gamma) - \kappa_{CAL}(h^*)\} = \mathbb{E}[K\{\pi(t, X; \gamma), \pi^*(t, X)\} + L\{\pi(X; \gamma), \pi^*(X)\}], \quad (56)$$

$$\mathbb{E}\{\ell_{ML}(\gamma) - \kappa_{ML}(h^*)\} = \mathbb{E}[L\{\pi(X; \gamma), \pi^*(X)\}], \quad (57)$$

where $\pi(x; \gamma) = (\pi(k, x; \gamma) : k \in \mathcal{T})^\top$ and $\pi^*(x) = (\pi^*(k, x) : k \in \mathcal{T})^\top$ with the associated $K \times 1$ function $h^*(x) = (h_k^*(x) : k \in \mathcal{T})^\top$.

While the preceding result closely resembles Proposition 1 in Tan (2020a), the extension is nontrivial. For the relations (56)–(57), the Kullback-Liebler divergence is defined between two multi-class probability vectors $\pi(X; \gamma)$ and $\pi^*(X)$, but the divergence $K(\cdot, \cdot)$ involves only the scalar probabilities $\pi(t, X; \gamma)$ and $\pi^*(t, X)$ associated with class t .

From (56)–(57), the calibration and likelihood divergences can be shown to yield different bounds on the mean squared relative error (MSRE) in propensity scores:

$$\text{MSRE}(\gamma) = \mathbb{E}[Q\{\pi(t, X; \gamma), \pi^*(t, X)\}] = \mathbb{E} \left[\left\{ \frac{\pi^*(t, X)}{\pi(t, X; \gamma)} - 1 \right\}^2 \right],$$

where $Q(c, c') = (c'/c - 1)^2$ for two probabilities $c, c' \in (0, 1)$. As demonstrated in Tan (2020a), Proposition 2 (i), this measure of relative errors in $\pi(t, X; \gamma)$ directly governs the mean squared error of an IPW estimator $\hat{\mu}_{t, \text{IPW}}(\gamma) = \tilde{\text{E}}\{R^{(t)}Y/\pi(t, X; \gamma)\}$ for μ_t .

Corollary 1. (i) If $\pi(t, X; \gamma) \geq a\pi^*(t, X)$ almost surely for some constant $a \in (0, 1/2]$, then

$$\text{MSRE}(\gamma) \leq \frac{5}{3a} \text{E}[K\{\pi(t, X; \gamma), \pi^*(t, X)\}] \leq \frac{5}{3a} \text{E}\{\ell_{\text{CAL}}(\gamma) - \kappa_{\text{CAL}}(h^*)\}. \quad (58)$$

The factor $5/(3a)$ in general cannot be improved up to a constant, independent of a .

(ii) If $\pi(t, X; \gamma) \geq b$ almost surely for some constant $b \in (0, 1)$, then

$$\text{MSRE}(\gamma) \leq \frac{1}{2b^2} \text{E}[L\{\pi(X; \gamma), \pi^*(X)\}] = \frac{1}{2b^2} \text{E}\{\ell_{\text{ML}}(\gamma) - \kappa_{\text{ML}}(h^*)\}. \quad (59)$$

The factor $1/(2b^2)$ in general cannot be improved up to a divisor of order $\log(b^{-1})$.

The two bounds (58)–(59) are seemingly the same as those in Tan (2020a), Proposition 2, although the multi-class calibration and likelihood losses are involved. The calibration divergence achieves strong control of the relative errors in propensity scores through the additional term $\text{E}[K\{\pi(t, X; \gamma), \pi^*(t, X)\}]$. By Lemma 1 in Tan (2020a), $K(c, c') \geq (3a/5)Q(c, c')$ for any probabilities c and c' satisfying $c/c' \geq a$ with $a \in (0, 1/2]$. In contrast, the likelihood divergence mainly controls the absolute errors in propensity scores through Pinsker's inequality: $L(\rho, \rho') \geq \frac{1}{2}\|\rho - \rho'\|_1^2 \geq 2(\rho_t - \rho'_t)^2$ for any probability vectors ρ and ρ' . See Tan (2020a), Section 3.2, for further discussion which relates the minimum calibration and likelihood divergences to the mean squared errors of $\hat{\mu}_{t, \text{IPW}}(\bar{\gamma})$ at the corresponding target values $\bar{\gamma}$.

8.2 Appendix B: Karush–Kuhn–Tucker conditions

We discuss implications of the Karush–Kuhn–Tucker (KKT) conditions for regularized calibrated estimation in Section 3.1.

First, by the KKT conditions for minimization of $\ell_{\text{RCAL}}(\gamma)$ in (27) with the one-to-zero constraint, the fitted propensity scores $\hat{\pi}_{\text{RCAL}}(k, X) = \pi(k, X; \hat{\gamma}_{\text{RCAL}})$, $k \in \mathcal{T}$, satisfy

$$\begin{aligned} \tilde{\text{E}} \left\{ R^{(t)} \frac{\hat{\pi}_{\text{RCAL}}(k, X)}{\hat{\pi}_{\text{RCAL}}(t, X)} - R^{(k)} \right\} &= 0, \quad k \neq t, \\ \sum_{k \neq t} \tilde{\text{E}}^2 \left[\left\{ R^{(t)} \frac{\hat{\pi}_{\text{RCAL}}(k, X)}{\hat{\pi}_{\text{RCAL}}(t, X)} - R^{(k)} \right\} f_j(X) \right] &\leq \lambda_1^2, \quad j = 1, \dots, p, \end{aligned}$$

where equality holds in the second line for any j such that the vector $\hat{\gamma}_{j, \text{RCAL}} = (\hat{\gamma}_{jk, \text{RCAL}} : k \in \mathcal{T} \setminus \{t\})^\top$ is nonzero. By summing the two sides of the first line over $k \neq t$ of the preceding equation and using inequality $|\sum_{k \neq t} a_k| \leq \sum_{k \neq t} |a_k| \leq \sqrt{K-1} \sqrt{\sum_{k \neq t} a_k^2}$ on the second line above, the

fitted propensity score $\hat{\pi}_{\text{RCAL}}(t, X)$ for treatment t satisfies

$$\frac{1}{n} \sum_{i=1}^n \frac{R_i^{(t)}}{\hat{\pi}_{\text{RCAL}}(t, X_i)} = 1, \quad (60)$$

$$\frac{1}{n} \left| \sum_{i=1}^n \frac{R_i^{(t)} f_j(X_i)}{\hat{\pi}_{\text{RCAL}}(t, X_i)} - \sum_{i=1}^n f_j(X_i) \right| \leq \sqrt{K-1} \lambda_1, \quad j = 1, \dots, p, \quad (61)$$

By (60), the inverse probability weights, $1/\hat{\pi}_{\text{RCAL}}(t, X_i)$ with $R_i^{(t)} = 1$, sum to the sample size n . By (61), the weighted average of each covariate function $f_j(X_i)$ in the t th treated group may differ from the overall sample average of $f_j(X_i)$ by no more than $\sqrt{K-1} \lambda_1$. See the Supplement Section II.2 for a discussion on KKT conditions with the sum-to-zero constraint.

Second, by the KKT conditions for minimization of (28), the fitted outcome regression functions $\hat{m}_{\text{RWL}}^{(k)}(t, X) = m(t, X; \hat{\alpha}_{t, \text{RWL}}^{(k)})$, $k \neq t$, satisfy

$$\tilde{\text{E}} \left[R^{(t)} \frac{\hat{\pi}_{\text{RCAL}}(k, X)}{\hat{\pi}_{\text{RCAL}}(t, X)} \{Y - \hat{m}_{\text{RWL}}^{(k)}(t, X)\} \right] = 0, \quad k \neq t, \quad (62)$$

$$\sum_{k \neq t} \tilde{\text{E}}^2 \left[R^{(t)} \frac{\hat{\pi}_{\text{RCAL}}(k, X)}{\hat{\pi}_{\text{RCAL}}(t, X)} \{Y - \hat{m}_{\text{RWL}}^{(k)}(t, X)\} f_j(X) \right] \leq \lambda_2^2, \quad j = 1, \dots, p, \quad (63)$$

where equality holds in (63) for any j such that the vector $\hat{\alpha}_{j, \text{RWL}}^{\#}$ is nonzero. Equation (62) implies that by simple calculation, the estimator $\hat{\mu}_t(\hat{m}_{\text{RWL}}^{\#}, \hat{\pi}_{\text{RCAL}})$ can be recast as

$$\hat{\mu}_t(\hat{m}_{\text{RWL}}^{\#}, \hat{\pi}_{\text{RCAL}}) = \tilde{\text{E}} \left\{ R^{(t)} Y + \sum_{k \neq t} R^{(k)} \hat{m}_{\text{RWL}}^{(k)}(t, X) \right\}.$$

As a consequence, $\hat{\mu}_t(\hat{m}_{\text{RWL}}^{\#}, \hat{\pi}_{\text{RCAL}})$ always falls within the range of the observed outcomes $\{Y_i : T_i = t, i = 1, \dots, n\}$ and the predicted values $\{\hat{m}_{\text{RWL}}^{(k)}(t, X) : T_i = k, i = 1, \dots, n\}$ for $k \neq t$. This boundedness property is not satisfied by the existing estimator $\hat{\mu}_t(\hat{m}_{\text{RMLs}}, \hat{\pi}_{\text{RML}})$ or $\hat{\mu}_t(\hat{m}_{\text{RMLg}}, \hat{\pi}_{\text{RML}})$.

8.3 Appendix C: Control of gradient norms

For a linear OR model, we discuss a subtle difference in the control of gradient norms, which may explain the difference between the error bound (47) and ours in Theorem 2 as described in Remark 8. Consider the fixed design where each treatment subsample $\{i : T_i = k\}$ is of a fixed size $n_0 = n/K$ and taken as an individual task. The least-square loss function $\sum_{k=0}^{K-1} \tilde{\text{E}}\{R^{(k)}(Y - \alpha_k^{\text{T}} f(X))^2\}/2$ can be written as $\sum_{k=0}^{K-1} \tilde{\text{E}}_k\{(Y - \alpha_k^{\text{T}} f(X))^2\}/(2K)$, where $\tilde{\text{E}}_k(\cdot)$ denotes the average in the k th treatment subsample. For the error bound (47), the gradient of the loss function at α^* is upper bounded in the sup- L_2 norm with high probability as follows:

$$\sup_{j=0}^p \left\| \left[K^{-1} \tilde{\text{E}}_k\{(Y - \alpha_k^{*\text{T}} f(X)) f_j(X)\} : k = 0, 1, \dots, K-1 \right] \right\|_2 \leq K^{-1/2} \dot{\lambda}. \quad (64)$$

By comparison, the gradient of our loss function $\sum_{k \neq t} \tilde{\mathbb{E}}[R^{(t)}\omega(k, X; \bar{\gamma}_{\text{CAL}})\{Y - \alpha_t^{(k)\text{T}}f(X)\}^2]/2$ is upper bounded in the sup- L_2 norm with high probability in a random design as follows:

$$\sup_{j=0}^p \left\| \left[\tilde{\mathbb{E}}\{R^{(t)}\omega(k, X; \bar{\gamma}_{\text{CAL}})(Y - \bar{\alpha}_{t, \text{WL}}^{(k)\text{T}}f(X))f_j(X)\} : k \neq t \right] \right\|_2 \leq \tilde{\lambda}_2. \quad (65)$$

See Supplement Lemma S8. While the two upper bounds in (64) and (65) differ by a factor of $K^{-1/2}$, this difference may be attributed to the fact that the left-hand side of (64) involves the L_2 norm of K independent variables based on different treatment subsamples, where that of (65) involves the L_2 norm of $K - 1$ interdependent variables from the same treatment group t .

References

- Almond, D., Chay, K.Y., and Lee, D.S. (2005) The costs of low birth weight, *Quarterly Journal of Economics*, 120, 1031–1083.
- Avagyan, V. and Vansteelandt, S. (2017) Honest data-adaptive inference for the average treatment effect under model misspecification using penalised bias-reduced double-robust estimation, *arXiv preprint:1708.03787*.
- Belloni, A., Chernozhukov, V., and Hansen, C. (2014) Inference on treatment effects after selection among high-dimensional controls, *Review of Economic Studies*, 81, 608–650.
- Bohning, D. and Lindsay, B. G. (1988) Monotonicity of quadratic approximation algorithms, *Annals of the Institute of Statistical Mathematics*, 40, 641–663.
- Bradic, J., Wager, S., and Zhu, Y. (2019) Sparsity double robust inference of average treatments effects, *arXiv preprint:1905.00744*.
- Buhlmann, P. and van de Geer, S. (2011) *Statistics for High-Dimensional Data: Methods, Theory and Applications*, New York: Springer.
- Cattaneo, M.D. (2010) Efficient semiparametric estimation of multi-valued treatment effects under ignorability, *Journal of Econometrics*, 155, 138–154.
- Chernozhukov, V., Chetverikov, D., Demirer, M., Duflo, E., Hansen, C., Newey, W.K., and Robins, J.M. (2018) Double/debiased machine learning for treatment and structural parameters, *Econometrics Journal*, 21, C1–C68.
- Farrell, M.H. (2015) Robust inference on average treatment effects with possibly more covariates than observations, *Journal of Econometrics*, 189, 1–23.
- Folsom, R.E. (1991) Exponential and logistic weight adjustments for sampling and nonresponse error reduction, *Proceedings of the American Statistical Association, Social Statistics Section*, 197–202.

- Friedman, J., Hastie, T., and Tibshirani, R. (2010) Regularization paths for generalized linear models via coordinate descent, *Journal of statistical software*, 33, 1–22.
- Ghosh, S. and Tan, Z. (2021) Doubly robust semiparametric inference using regularized calibrated estimation with high-dimensional Data, *Bernoulli*, to appear.
- Graham, B.S., de Xavier Pinto, C.C., and Egel, D. (2012) Inverse probability tilting for moment condition models with missing data, *Review of Economic Studies*, 79, 1053–1079.
- Hainmueller, J. (2012) Entropy balancing for causal effects: A multivariate reweighting method to produce balanced samples in observational studies, *Political Analysis*, 20, 25–46.
- Hastie, T., Tibshirani, R., and Friedman, J. (2009) *The elements of statistical learning*, New York: Springer.
- Imai, K. and Ratkovic, M. (2014) Covariate balancing propensity score, *Journal of the Royal Statistical Society: Series B*, 76, 243–263.
- Kang, J.D.Y. and Schafer, J.L. (2007) Demystifying double robustness: A comparison of alternative strategies for estimating a population mean from incomplete data (with discussion), *Statistical Science*, 22, 523–539.
- Kim, J.K. and Haziza, D. (2014) Doubly robust inference with missing data in survey sampling, *Statistica Sinica*, 24, 375–394.
- Lounici, K., Pontil, M., van de Geer, S., and Tsybakov, A.B. (2011) Oracle inequalities and optimal inference under group sparsity, *Annals of Statistics*, 39, 2164–2204.
- McCullagh, P. and Nelder, J. (1989) *Generalized Linear Models*, New York: Chapman & Hall, 2nd ed.
- Neyman, J. (1923) On the application of probability theory to agricultural experiments. Essay on principles. Section 9, *Statistical Science*, 5, 465–480.
- Ning, Y., Peng, S., and Imai, K. (2020) Robust estimation of causal effects via a high-dimensional covariate balancing propensity score, *Biometrika*, 107, 533–554.
- Robins, J. M., Rotnitzky, A. and Zhao, L. P. (1994) Estimation of regression coefficients when some regressors are not always observed, *Journal of the American Statistical Association*, 89, 846–866.
- Rosenbaum, P. R. and Rubin, D. B. (1983) The central role of the propensity score in observational studies for causal effects, *Biometrika*, 70, 41–55.
- Rubin, D.B. (1974) Estimating causal effects of treatments in randomized and non randomized studies, *Journal of educational Psychology*, 66, 688–701.
- Rubin, D. B. (1976) Inference and missing data, *Biometrika*, 63, 581–590.

- Rubin, D.B. (2001) Using propensity scores to help design observational studies: Application to the tobacco litigation, *Health Services & Outcomes Research Methodology*, 2, 169–188.
- Simon, N., Friedman, J., and Hastie, T. (2013) A blockwise descent algorithm for group-penalized multiresponse and multinomial regression, *arXiv preprint:1311.6529*.
- Small, C. G., Wang, J., and Yang, Z. (2000) Eliminating multiple root problems in estimation (with discussion), *Statistical Science*, 15, 313–341.
- Smucler, E., Rotnitzky, A., and Robins, J. M. (2019). A unifying approach for doubly-robust ℓ_1 regularized estimation of causal contrasts, *arXiv preprint:1904.03737*.
- Sun, B. and Tan, Z. (2021) High-dimensional model-assisted inference for local average treatment effects with instrumental variables, *Journal of Business and Economic Statistics*, to appear.
- Tan, Z. (2007) Comment: Understanding OR, PS, and DR, *Statistical Science*, 22, 560–568.
- Tan, Z. (2010) Bounded, efficient, and doubly robust estimation with inverse weighting, *Biometrika*, 97, 661–682.
- Tan, Z. (2020a) Regularized calibrated estimation of propensity scores with model misspecification and high-dimensional data, *Biometrika*, 107, 137–158.
- Tan, Z. (2020b) Model-assisted inference for treatment effects using regularized calibrated estimation with high-dimensional data, *Annals of Statistics*, 48, 811 - 837.
- Tibshirani, R. (1996) Regression shrinkage and selection via the Lasso, *Journal of the Royal Statistical Society: Series B*, 58, 267–288.
- Vermeulen. K. and Vansteelandt, S. (2015) Bias-reduced doubly robust estimation, *Journal of the American Statistical Association*, 110, 1024–1036.
- Wu, T. T. and Lang, K. (2010) The MM alternative to EM, *Statistical Science*, 25, 492–505.
- Xu, W. and Tan, Z. (2022) *mRCAL: Regularized Calibrated Estimation with multi-valued treatments*, R package version 1.0, available at <http://www.stat.rutgers.edu/~ztan>.
- Yuan, M. and Lin, Y. (2006) Model selection and estimation in regression with grouped variables, *Journal of the Royal Statistical Society: Series B*, 68, 49–67.

Supplementary Material for
 “High-dimensional model-assisted inference for treatment effects with
 multi-valued treatments”

Wenfu Xu and Zhiqiang Tan

The Supplementary Material contains Sections I–IV.

Section I includes Sections I.1–I.6 which provide the proofs for Theorems 1–6 respectively, with the one-to-zero constraint used in PS estimation.

Section II provides various material when using the sum-to-zero constraint in PS estimation, including a correct proof of the sum-to-zero relationship for RML and RCAL estimates (Section II.1), KKT conditions (Section II.2), algorithm for computing $\hat{\gamma}_{\text{RCAL}}$ (Section II.3), and theoretical results with the one-to-zero constraint (Section II.4).

Section III provides additional results for the simulation study, including the average sample sizes of the treatment groups, boxplot of X_j and scatterplots of Y against X_j within different treatment groups for $j = 1, \dots, 4$, estimation results of $\hat{\nu}_t^{(k)}$, estimation results with sum-to-zero-constraint, and QQ plots of t -statistics.

Section IV provides additional material for empirical application, including data preprocessing, results of ATEs and ATTs, and results from always selecting $\lambda.min$ or $\lambda.1se$ in all methods.

I Proofs

I.1 Proof of Theorem 1

Theorem 1 is a direct result from Lemma S7, which is proved using Lemmas S1–S6. Lemma S1 gives a high-probability bound on the gradient of the loss $\ell_{\text{CAL}}(\gamma)$ at $\gamma = \bar{\gamma}_{\text{CAL}}$ in the dual of the $\|\cdot\|_{2,1}$ norm. Lemma S3 derives a basic inequality by the definition of $\hat{\gamma}_{\text{RCAL}}$. Lemma S4 is obtained by combining Lemmas S1 and S3. Lemma S5 gives a suitable lower bound on the symmetrized Bregman divergence for local analysis. Lemma S2 gives a high-probability bound which is used in Lemma S6 to derive the empirical compatibility condition.

The gradient of the loss $\ell_{\text{CAL}}(\gamma)$ with respect to γ_j can be written as $Z_j(T, X; \gamma) = g(T, X; \gamma)f_j(X)$ for $j = 0, 1, \dots, p$, where $g(T, X; \gamma) = (g_k : k \in \mathcal{T} \setminus \{t\})^T$ with $g_k = R^{(t)}\omega(k, X; \gamma) - R^{(k)}$.

Lemma S1. *Denote by Ω_{γ_1} the event that*

$$\sup_{j=0,1,\dots,p} \left\| \tilde{\mathbb{E}} \{Z_j(T, X; \bar{\gamma}_{\text{CAL}})\} \right\|_2 \leq \tilde{\lambda}_1, \quad (\text{S1})$$

Under Assumptions 1(i)-(ii), if

$$\tilde{\lambda}_1 \geq \sqrt{3/\log(2)}B_0B_1\sqrt{\{(2/3)(K-1) + \log[(p+1)/\epsilon]\}/n},$$

then $P(\Omega_{\gamma_1}) \geq 1 - \epsilon$.

Proof. Under Assumption 1(i) and $|a - b| \leq |a| + |b|$, we have

$$\|Z_j(T, X; \bar{\gamma}_{\text{CAL}})\|_2 \leq \|Z_j(T, X; \bar{\gamma}_{\text{CAL}})\|_1 \leq B_0R^{(t)}\{1/\pi(t, X; \bar{\gamma}_{\text{CAL}}) - 1\} + B_0\{1 - R^{(t)}\},$$

which leads to $\|Z_j(T, X; \bar{\gamma}_{\text{CAL}})\|_2 \leq B_0$ if $R^{(t)} = 0$ or $\|Z_j(T, X; \bar{\gamma}_{\text{CAL}})\|_2 \leq B_0/\pi(t, X; \bar{\gamma}_{\text{CAL}}) - B_0$ if $R^{(t)} = 1$. Hence, $\|Z_j(T, X; \bar{\gamma}_{\text{CAL}})\|_2 \leq B_0B_1$ under Assumption 1(ii). By the Cauchy–Schwartz inequality, we find

$$\mathbb{E} \exp \left\{ \frac{(\beta^\top Z_j)^2}{B_0^2 B_1^2 / \log 2} \right\} \leq \mathbb{E} \exp \left\{ \frac{\|\beta\|_2^2 \|Z_j\|_2^2}{B_0^2 B_1^2 / \log 2} \right\} \leq 2$$

for any $\beta \in \mathbb{R}^K$ such that $\|\beta\|_2 = 1$, which indicates $Z_j(T, X; \bar{\gamma}_{\text{CAL}})$ is a sub-gaussian random vector with parameter $B_0^2 B_1^2 / \log 2$. By properties of sub-gaussian random vectors, it follows that $n\tilde{\mathbb{E}}\{Z_j(T, X; \bar{\gamma}_{\text{CAL}})\}$ is a sub-gaussian random vector with parameter $nB_0^2 B_1^2 / \log 2$. By Hsu et al. (2012, Theorem 2.1), we have

$$P \left(\|n\tilde{\mathbb{E}}\{Z_j(T, X; \bar{\gamma}_{\text{CAL}})\}\|_2^2 > n\sigma_1^2 \{K - 1 + 2\sqrt{(K-1)a} + 2a\} \right) \leq e^{-a}$$

for any constant $a > 0$, where $\sigma_1^2 = B_1^2 B_0^2 / \log 2$. Using the inequality $2\sqrt{(K-1)a} \leq K - 1 + a$, we have

$$P \left(\|\tilde{\mathbb{E}}\{Z_j(T, X; \bar{\gamma}_{\text{CAL}})\}\|_2 > \sqrt{3}\sigma_1 \sqrt{\{(2/3)(K-1) + a\}/n} \right) \leq e^{-a}.$$

Hence we have by the union bound

$$P \left(\sup_{j=0,1,\dots,p} \|\tilde{\mathbb{E}}\{Z_j(T, X; \bar{\gamma}_{\text{CAL}})\}\|_2 > \sqrt{3}\sigma_1 \sqrt{\{(2/3)(K-1) + a\}/n} \right) \leq (p+1)e^{-a}.$$

Setting the right-hand side of the above inequality to be ϵ , we complete the proof. \square

Denote $\tilde{\Sigma}_\gamma = \tilde{\mathbb{E}}[\text{diag}\{R^{(t)}\omega(k, X; \bar{\gamma}_{\text{CAL}}) : k \neq t\} \otimes f(X)f^\top(X)]$, the sample version of Σ_γ as defined in Assumption 1. Furthermore, denote $(\Sigma_\gamma)_{j_1, j_2} = \mathbb{E}[\text{diag}\{R^{(t)}\omega(k, X; \bar{\gamma}_{\text{CAL}}) : k \neq t\} f_{j_1}(X)f_{j_2}(X)]$ and $(\tilde{\Sigma}_\gamma)_{j_1, j_2}$ as the sample version of $(\Sigma_\gamma)_{j_1, j_2}$.

Lemma S2. Denote by Ω_{γ_2} the event that

$$\sup_{j_1, j_2=0,1,\dots,p} \left\| (\tilde{\Sigma}_\gamma)_{j_1, j_2} - (\Sigma_\gamma)_{j_1, j_2} \right\|_{op} \leq \tilde{\lambda}_1, \quad (\text{S2})$$

Under Assumptions 1(i) and 1(ii), if

$$\tilde{\lambda}_1 \geq 4B_1B_0^2\sqrt{\{(1/2)\log(K-1) + \log[(p+1)/\epsilon]\}/n},$$

then $P(\Omega_{\gamma_2}) \geq 1 - 2\epsilon^2$.

Proof. Denote $a_{j_1 j_2} = (a_{j_1 j_2, k} : k \in \mathcal{T} \setminus \{t\})^\top$ with $a_{j_1 j_2, k} = R^{(t)} \omega(k, X; \bar{\gamma}_{\text{CAL}}) f_{j_1}(X) f_{j_2}(X)$. Because $(\tilde{\Sigma}_\gamma)_{j_1, j_2} - (\Sigma_\gamma)_{j_1, j_2}$ is a diagonal $(K-1) \times (K-1)$ matrix, by the union bound, we have

$$\begin{aligned} & P \left(\sup_{j_1, j_2=0, 1, \dots, p} \left\| (\tilde{\Sigma}_\gamma)_{j_1, j_2} - (\Sigma_\gamma)_{j_1, j_2} \right\|_{\text{op}} \geq \tilde{\lambda}_1 \right) \\ & \leq (p+1)^2 (K-1) \max_{j_1, j_2=0, 1, \dots, p, k \neq t} P \left(|\tilde{\text{E}}(a_{j_1 j_2, k}) - \text{E}(a_{j_1 j_2, k})| \geq \tilde{\lambda}_1 \right). \end{aligned}$$

Then the desired result follows from Lemma 7 of Tan (2020a) with $|\tilde{\text{E}}a_{j_1 j_2, k} - \text{E}a_{j_1 j_2, k}| \leq 2B_1 B_0^2$.

□

Lemma S3. For any coefficient matrix γ , we have

$$D_{\text{CAL}}(\hat{\gamma}_{\text{RCAL}}, \gamma) + D_{\text{CAL}}(\gamma, \hat{\gamma}_{\text{RCAL}}) + \langle \nabla \kappa_{\text{CAL}}(\gamma), \hat{\gamma}_{\text{RCAL}} - \gamma \rangle + \lambda_1 R(\hat{\gamma}_{\text{RCAL}}) \leq \lambda_1 R(\gamma), \quad (\text{S3})$$

where $R(\gamma) = \sum_{j=1, \dots, p} \|\gamma_{j\cdot}\|_2$ and $\gamma_{j\cdot} = (\gamma_{jk} : k \in \mathcal{T} \setminus \{t\})^\top$.

Proof. For any $u \in (0, 1]$, the definition of $\hat{\gamma}_{\text{RCAL}}$ implies

$$\ell_{\text{CAL}}(\hat{\gamma}_{\text{RCAL}}) + \lambda_1 R(\hat{\gamma}_{\text{RCAL}}) \leq \ell_{\text{CAL}}\{u\gamma + (1-u)\hat{\gamma}_{\text{RCAL}}\} + \lambda_1 R(u\gamma + (1-u)\hat{\gamma}_{\text{RCAL}}),$$

which by the convexity of $R(\cdot)$ gives

$$\ell_{\text{CAL}}(\hat{\gamma}_{\text{RCAL}}) - \ell_{\text{CAL}}\{u\gamma + (1-u)\hat{\gamma}_{\text{RCAL}}\} + \lambda_1 u R(\hat{\gamma}_{\text{RCAL}}) \leq \lambda_1 u R(\gamma).$$

Dividing both sides of the preceding inequality by u and letting $u \rightarrow 0^+$ yields

$$\langle \nabla \kappa_{\text{CAL}}(\hat{\gamma}_{\text{RCAL}}), \hat{\gamma}_{\text{RCAL}} - \gamma \rangle + \lambda_1 R(\hat{\gamma}) \leq \lambda_1 R(\gamma).$$

Inequality (S3) follows because, by direct calculation, $D_{\text{CAL}}(\hat{\gamma}_{\text{RCAL}}, \gamma) + D_{\text{CAL}}(\gamma, \hat{\gamma}_{\text{RCAL}}) = \langle \nabla \kappa_{\text{CAL}}(\hat{\gamma}_{\text{RCAL}}) - \nabla \kappa_{\text{CAL}}(\gamma), \hat{\gamma}_{\text{RCAL}} - \gamma \rangle$. □

Lemma S4. In the event Ω_{γ_1} from Lemma S1, we have

$$|\langle \nabla \kappa_{\text{CAL}}(\bar{\gamma}_{\text{CAL}}), \hat{\gamma}_{\text{RCAL}} - \bar{\gamma}_{\text{CAL}} \rangle| \leq \tilde{\lambda}_1 \|\hat{\gamma}_{\text{RCAL}} - \bar{\gamma}_{\text{CAL}}\|_{2,1}, \quad (\text{S4})$$

and for any subset $S \subset \{0, 1, \dots, p\}$ containing 0,

$$\begin{aligned} & D_{\text{CAL}}(\hat{\gamma}_{\text{RCAL}}, \bar{\gamma}_{\text{CAL}}) + D_{\text{CAL}}(\bar{\gamma}_{\text{CAL}}, \hat{\gamma}_{\text{RCAL}}) + (A_1 - 1) \tilde{\lambda}_1 \|\hat{\gamma}_{\text{RCAL}} - \bar{\gamma}_{\text{CAL}}\|_{2,1} \\ & \leq 2A_1 \tilde{\lambda}_1 \left\{ \sum_{j \in S} \|\hat{\gamma}_{j\cdot, \text{RCAL}} - \bar{\gamma}_{j\cdot, \text{CAL}}\|_2 + \sum_{j \notin S} \|\bar{\gamma}_{j\cdot, \text{CAL}}\|_2 \right\}. \end{aligned} \quad (\text{S5})$$

Proof. By direct calculation from the definition of $\kappa_{\text{CAL}}()$, we find

$$\langle \nabla \kappa_{\text{CAL}}(\bar{\gamma}_{\text{CAL}}), \hat{\gamma}_{\text{RCAL}} - \bar{\gamma}_{\text{CAL}} \rangle = \sum_{j=0}^p \sum_{k \neq t} (\hat{\gamma}_{jk, \text{RCAL}} - \bar{\gamma}_{jk, \text{CAL}}) \tilde{\mathbb{E}} \{Z_{jk}(T, X; \bar{\gamma}_{\text{CAL}})\},$$

which by the Cauchy–Schwartz inequality gives

$$\begin{aligned} |\langle \nabla \kappa_{\text{CAL}}(\bar{\gamma}_{\text{CAL}}), \hat{\gamma}_{\text{RCAL}} - \bar{\gamma}_{\text{CAL}} \rangle| &\leq \sum_{j=0}^p \|\hat{\gamma}_{j, \text{RCAL}} - \bar{\gamma}_{j, \text{CAL}}\|_2 \|\tilde{\mathbb{E}} \{Z_j(T, X; \bar{\gamma}_{\text{CAL}})\}\|_2 \\ &\leq \left\{ \sum_{j=0}^p \|\hat{\gamma}_{j, \text{RCAL}} - \bar{\gamma}_{j, \text{CAL}}\|_2 \right\} \left\{ \sup_{j=0,1,\dots,p} \|\tilde{\mathbb{E}} \{Z_j(T, X; \bar{\gamma}_{\text{CAL}})\}\|_2 \right\}. \end{aligned}$$

Combining the preceding inequality and inequality (S1) yields inequality (S4). Combining (S3) and (S4) and taking $\lambda_1 = A_1 \tilde{\lambda}_1$ yields

$$\begin{aligned} D_{\text{CAL}}(\hat{\gamma}_{\text{RCAL}}, \bar{\gamma}_{\text{CAL}}) + D_{\text{CAL}}(\bar{\gamma}_{\text{CAL}}, \hat{\gamma}_{\text{RCAL}}) + A_1 \tilde{\lambda}_1 R(\hat{\gamma}_{\text{RCAL}}) \\ \leq \tilde{\lambda}_1 \{\|\hat{\gamma}_{0, \text{RCAL}} - \bar{\gamma}_{0, \text{CAL}}\|_2 + R(\hat{\gamma}_{\text{RCAL}} - \bar{\gamma}_{\text{CAL}})\} + A_1 \tilde{\lambda}_1 R(\bar{\gamma}_{\text{CAL}}). \end{aligned}$$

Applying to the preceding inequality the triangle inequalities

$$\begin{aligned} \|\hat{\gamma}_{j, \text{RCAL}}\|_2 &= \|\hat{\gamma}_{j, \text{RCAL}} - \bar{\gamma}_{j, \text{CAL}} + \bar{\gamma}_{j, \text{CAL}}\|_2 \\ &\geq \begin{cases} \|\hat{\gamma}_{j, \text{RCAL}} - \bar{\gamma}_{j, \text{CAL}}\|_2 - \|\bar{\gamma}_{j, \text{CAL}}\|_2, & j \notin S, \\ \|\bar{\gamma}_{j, \text{CAL}}\|_2 - \|\hat{\gamma}_{j, \text{RCAL}} - \bar{\gamma}_{j, \text{CAL}}\|_2, & j \in S \setminus \{0\}, \end{cases} \end{aligned}$$

and rearranging the result gives

$$\begin{aligned} D_{\text{CAL}}(\hat{\gamma}_{\text{RCAL}}, \bar{\gamma}_{\text{CAL}}) + D_{\text{CAL}}(\bar{\gamma}_{\text{CAL}}, \hat{\gamma}_{\text{RCAL}}) + (A_1 - 1) \tilde{\lambda}_1 R(\hat{\gamma}_{\text{RCAL}} - \bar{\gamma}_{\text{CAL}}) \\ \leq \tilde{\lambda}_1 \|\hat{\gamma}_{0, \text{RCAL}} - \bar{\gamma}_{0, \text{CAL}}\|_2 + 2A_1 \tilde{\lambda}_1 \left\{ \sum_{j \in S \setminus \{0\}} \|\hat{\gamma}_{j, \text{RCAL}} - \bar{\gamma}_{j, \text{CAL}}\|_2 + \sum_{j \in S} \|\bar{\gamma}_{j, \text{CAL}}\|_2 \right\}. \end{aligned}$$

The conclusion follows by adding $(A_1 - 1) \tilde{\lambda}_1 \|\hat{\gamma}_{0, \text{RCAL}} - \bar{\gamma}_{0, \text{CAL}}\|_2$ to both sides above. \square

Lemma S5. *Suppose that Assumption 1(i) holds. Then for any two matrices γ and γ' ,*

$$D_{\text{CAL}}(\gamma, \gamma') + D_{\text{CAL}}(\gamma', \gamma) \geq \frac{1 - e^{-B_0 \|b\|_{2,1}}}{B_0 \|b\|_{2,1}} \text{vec}^T(b) \tilde{\Sigma}_\gamma \text{vec}(b), \quad (\text{S6})$$

where $b = \gamma - \gamma'$, and $\text{vec}(b) = (b_k^T : k \in \mathcal{T} \setminus \{t\})^T$.

Proof. By direct calculation from the definition of $D_{\text{CAL}}()$, we find

$$\begin{aligned} D_{\text{CAL}}(\gamma, \gamma') + D_{\text{CAL}}(\gamma', \gamma) &= \tilde{\mathbb{E}}[(g(T, X; \gamma') - g(T, X; \gamma))^T \{h'(X) - h(X)\}] \\ &= \tilde{\mathbb{E}} \left(\int_0^1 (h' - h)^T \text{diag}\{R^{(t)} \omega(k, X; \gamma + u(\gamma' - \gamma)) : k \neq t\} (h' - h) du \right) \\ &\geq \tilde{\mathbb{E}} \left(\int_0^1 (h' - h)^T \text{diag}\{R^{(t)} \omega(k, X; \gamma) : k \neq t\} e^{-u \|h' - h\|_\infty} (h' - h) du \right) \\ &= \tilde{\mathbb{E}} \left\{ (h' - h)^T \text{diag}\{R^{(t)} \omega(k, X; \gamma) : k \neq t\} (h' - h) \int_0^1 e^{-u \|h' - h\|_\infty} du \right\}, \end{aligned}$$

where $h(X) = \gamma^\top f(X)$, $h'(X) = \gamma'^\top f(X)$ and the inequality follows from $\omega(k, X; \gamma + u(\gamma' - \gamma)) = e^{h_k(X) + u\{h'_k(X) - h_k(X)\}} \geq e^{h_k(X)} e^{-u\|h' - h\|_\infty}$. By Assumption 1(i), we have

$$\begin{aligned} \|h' - h\|_\infty &= \max_{k \neq t} \left| \sum_{j=0}^p b_{jk} f_j(X) \right| \leq B_0 \max_{k \neq t} \sum_{j=0}^p |b_{jk}| \\ &\leq B_0 \sum_{j=0}^p \max_{k \neq t} |b_{jk}| = B_0 \sum_{j=0}^p \|b_{j\cdot}\|_\infty \leq B_0 \sum_{j=0}^p \|b_{j\cdot}\|_2 = B_0 \|b\|_{2,1}, \end{aligned}$$

which gives

$$\|(\gamma' - \gamma)^\top f(X)\|_\infty \leq B_0 \|\gamma' - \gamma\|_{2,1}, \quad (\text{S7})$$

Collecting all the inequalities we have

$$D_{\text{CAL}}(\gamma, \gamma') + D_{\text{CAL}}(\gamma', \gamma) \geq \tilde{\mathbb{E}} \left\{ (h' - h)^\top \text{diag}\{R^{(t)}\omega(k, X; \gamma) : k \neq t\} (h' - h) \right\} \left(\int_0^1 e^{-uB_0\|b\|_{2,1}} du \right),$$

which gives the desired result. \square

Lemma S6. *Suppose that Assumptions 1(iv)(a) holds. In the event Ω_{γ_2} from Lemma S2, Assumption 1(iii) (theoretical compatibility condition) implies an empirical compatibility condition: for any matrix $b = (b_0, b_1, \dots, b_{K-1})$ satisfying (36),*

$$(1 - \eta_{1,1}) \nu_1^2 \left(\sum_{j \in S} \|b_{j\cdot}\|_2 \right)^2 \leq |S| \text{vec}^\top(b) \tilde{\Sigma}_\gamma \text{vec}(b). \quad (\text{S8})$$

Proof. By direct calculation, we find

$$\text{vec}^\top(b) (\tilde{\Sigma}_\gamma - \Sigma_\gamma) \text{vec}(b) = \sum_{j_1, j_2=0,1,\dots,p} b_{j_1\cdot}^\top \{(\tilde{\Sigma}_\gamma)_{j_1 j_2} - (\Sigma_\gamma)_{j_1 j_2}\} b_{j_2\cdot},$$

which by the Cauchy–Schwartz inequality and (S2) gives

$$\begin{aligned} |\text{vec}^\top(b) (\tilde{\Sigma}_\gamma - \Sigma_\gamma) \text{vec}(b)| &\leq \sum_{j_1, j_2=0,1,\dots,p} \left\{ \|b_{j_1\cdot}\|_2 \times \|(\tilde{\Sigma}_\gamma)_{j_1 j_2} - (\Sigma_\gamma)_{j_1 j_2}\|_{\text{op}} \times \|b_{j_2\cdot}\|_2 \right\} \\ &\leq \sup_{j_1, j_2=0,1,\dots,p} \|(\tilde{\Sigma}_\gamma)_{j_1 j_2} - (\Sigma_\gamma)_{j_1 j_2}\|_{\text{op}} \sum_{j_1, j_2=0,1,\dots,p} \|b_{j_1\cdot}\|_2 \|b_{j_2\cdot}\|_2 \\ &\leq \tilde{\lambda}_1 \left(\sum_{j=0}^p \|b_{j\cdot}\|_2 \right)^2. \end{aligned}$$

Then Assumption 1(iii) implies that for any matrix $b = (b_0, b_1, \dots, b_{K-1})$ satisfying (36),

$$\begin{aligned} \nu_1^2 \left(\sum_{j \in S} \|b_{j\cdot}\|_2 \right)^2 &\leq |S| \text{vec}^\top(b) \Sigma_\gamma \text{vec}(b) \leq |S| \left\{ \text{vec}^\top(b) \tilde{\Sigma}_\gamma \text{vec}(b) + \tilde{\lambda}_1 \left(\sum_{j=0}^p \|b_{j\cdot}\|_2 \right)^2 \right\} \\ &\leq |S| \text{vec}^\top(b) \tilde{\Sigma}_\gamma \text{vec}(b) + |S| \tilde{\lambda}_1 (1 + \xi_1)^2 \left(\sum_{j \in S} \|b_{j\cdot}\|_2 \right)^2, \end{aligned}$$

where the last equality is due to $\sum_{j=0}^p \|b_j\| \leq (1 + \xi_1) \sum_{j \in S} \|b_j\|$ by (36). Then (S8) follows because $(1 + \xi_1)^2 \nu_1^{-2} |S| \tilde{\lambda}_1 \leq \eta_{1,1} (< 1)$ by Assumption 1(iv)(a). \square

Lemma S7. *Suppose that Assumption 1 holds, and $A_1 > (\xi_1 + 1)/(\xi_1 - 1)$. In the event $\Omega_{\gamma_1} \cap \Omega_{\gamma_2}$, we have*

$$D_{\text{CAL}}^\dagger(\hat{\gamma}_{\text{RCAL}}, \bar{\gamma}_{\text{CAL}}) + (A_1 - 1) \tilde{\lambda}_1 \|\hat{\gamma}_{\text{RCAL}} - \bar{\gamma}_{\text{CAL}}\|_{2,1} \leq \xi_{1,1}^2 \nu_{1,1}^{-2} |S| \tilde{\lambda}_1^2 + 2\xi_{1,2}^{-1} A_1 \tilde{\lambda}_1 \sum_{j \notin S} \|\bar{\gamma}_{j, \text{CAL}}\|_2, \quad (\text{S9})$$

where $\xi_{1,1} = (\xi_1 + 1)(A_1 - 1)$, $\xi_{1,2} = 1 - 2A_1/\xi_{1,1} \in (0, 1]$, and $\nu_{1,1} = \nu_1(1 - \eta_{1,1})^{1/2}(1 - \eta_{1,2})^{1/2}$.

Proof. Denote $b = \hat{\gamma}_{\text{RCAL}} - \bar{\gamma}_{\text{CAL}}$ and $D^\dagger(\hat{\gamma}_{\text{RCAL}}, \bar{\gamma}_{\text{CAL}}) = D^\dagger(\hat{\gamma}_{\text{RCAL}}, \bar{\gamma}_{\text{CAL}}) + (A_1 - 1) \tilde{\lambda}_1 \|\hat{\gamma}_{\text{RCAL}} - \bar{\gamma}_{\text{CAL}}\|_{2,1}$, that is, the left-hand side of (S9). By Lemma S4 under (S4), inequality (S5) with the subset S_γ from Assumption 1(iii), we have

$$\xi_{1,2} D^\dagger(\hat{\gamma}_{\text{RCAL}}, \bar{\gamma}_{\text{CAL}}) + (1 - \xi_{1,2}) D^\dagger(\hat{\gamma}_{\text{RCAL}}, \bar{\gamma}_{\text{CAL}}) \leq 2A_1 \tilde{\lambda}_1 \sum_{j \notin S} \|\bar{\gamma}_{j, \text{CAL}}\|_2 + 2A_1 \tilde{\lambda}_1 \sum_{j \in S} \|b_j\|_2,$$

which leads to two possible cases: either

$$\xi_{1,2} D^\dagger(\hat{\gamma}_{\text{RCAL}}, \bar{\gamma}_{\text{CAL}}) \leq 2A_1 \tilde{\lambda}_1 \sum_{j \notin S} \|\bar{\gamma}_{j, \text{CAL}}\|_2, \quad (\text{S10})$$

or $(1 - \xi_{1,2}) D^\dagger(\hat{\gamma}_{\text{RCAL}}, \bar{\gamma}_{\text{CAL}}) \leq 2A_1 \tilde{\lambda}_1 \sum_{j \in S} \|b_j\|_2$, that is,

$$D^\dagger(\hat{\gamma}_{\text{RCAL}}, \bar{\gamma}_{\text{CAL}}) \leq \xi_{1,1} \tilde{\lambda}_1 \sum_{j \in S} \|b_j\| = (\xi_1 + 1)(A_1 - 1) \tilde{\lambda}_1 \sum_{j \in S} \|b_j\|_2. \quad (\text{S11})$$

If (S11) holds, then $\sum_{j \notin S} \|b_j\|_2 \leq \xi_1 \sum_{j \in S} \|b_j\|_2$, which by Lemma S6 under (S2) and Assumptions 1(iii) and 1(iv)(a), implies (S8), that is,

$$\sum_{j \in S} \|b_j\| \leq (1 - \eta_{1,1})^{-1/2} \nu_1^{-1} |S|^{1/2} \{\text{vec}^\text{T}(b) \tilde{\Sigma}_\gamma \text{vec}(b)\}^{1/2}. \quad (\text{S12})$$

By Lemma S5 under Assumptions 1(i), we have

$$D_{\text{CAL}}^\dagger(\hat{\gamma}_{\text{RCAL}}, \bar{\gamma}_{\text{CAL}}) \geq \frac{1 - e^{-B_0 \|b\|_{2,1}}}{B_0 \|b\|_{2,1}} \text{vec}^\text{T}(b) \tilde{\Sigma}_\gamma \text{vec}(b),$$

which gives

$$\text{vec}^\text{T}(b) \tilde{\Sigma}_\gamma \text{vec}(b) \leq \frac{B_0 \|b\|_{2,1}}{1 - e^{-B_0 \|b\|_{2,1}}} D_{\text{CAL}}^\dagger(\hat{\gamma}_{\text{RCAL}}, \bar{\gamma}_{\text{CAL}}) \leq \frac{B_0 \|b\|_{2,1}}{1 - e^{-B_0 \|b\|_{2,1}}} D_{\text{CAL}}^\dagger(\hat{\gamma}_{\text{RCAL}}, \bar{\gamma}_{\text{CAL}}). \quad (\text{S13})$$

Inequalities (S13) and (S11) together yield

$$\text{vec}^\text{T}(b) \tilde{\Sigma}_\gamma \text{vec}(b) \leq \frac{B_0 \|b\|_{2,1}}{1 - e^{-B_0 \|b\|_{2,1}}} \xi_{1,1} \tilde{\lambda}_1 \sum_{j \in S} \|b_j\|_2. \quad (\text{S14})$$

Combining (S12) and (S14), we have

$$\{\text{vec}^\top(b)\tilde{\Sigma}_\gamma\text{vec}(b)\}^{1/2} \leq \frac{B_0\|b\|_{2,1}}{1 - e^{-B_0\|b\|_{2,1}}}\xi_{1,1}\tilde{\lambda}_1(1 - \eta_{1,1})^{-1/2}\nu_1^{-1}|S|^{1/2},$$

which, due to (S12) again, gives

$$\sum_{j \in S_\gamma} \|b_{j\cdot}\|_2 \leq (1 - \eta_{1,1})^{-1}\nu_1^{-2}|S|\xi_{1,1}\tilde{\lambda}_1 \frac{B_0\|b\|_{2,1}}{1 - e^{-B_0\|b\|_{2,1}}}. \quad (\text{S15})$$

Combining (S11) and (S15), we have

$$D^\dagger(\hat{\gamma}_{\text{RCAL}}, \bar{\gamma}_{\text{CAL}}) \leq \xi_{1,1}\tilde{\lambda}_1 \sum_{j \in S} \|b_{j\cdot}\|_2 \leq \xi_{1,1}^2(1 - \eta_{1,1})^{-1}\nu_1^{-2}|S|\tilde{\lambda}_1^2 \frac{B_0\|b\|_{2,1}}{1 - e^{-B_0\|b\|_{2,1}}}, \quad (\text{S16})$$

which gives

$$1 - e^{-B_0\|b\|_{2,1}} \leq B_0\xi_{1,1}^2(A_1 - 1)^{-1}(1 - \eta_{1,1})^{-1}\nu_1^{-2}|S|\tilde{\lambda}_1 \leq \eta_{1,2} (< 1)$$

by the fact $(A_1 - 1)\tilde{\lambda}_1\|b\|_{2,1} \leq D^\dagger(\hat{\gamma}_{\text{RCAL}}, \bar{\gamma}_{\text{CAL}})$ and Assumption 1(iv)(b). As a result, $B_0\|b\|_{2,1} \leq -\log(1 - \eta_{1,2})$ and hence

$$\frac{1 - e^{-B_0\|b\|_{2,1}}}{B_0\|b\|_{2,1}} = \int_0^1 e^{-uB_0\|b\|_{2,1}} du \geq e^{-B_0\|b\|_{2,1}} \geq 1 - \eta_{1,2}. \quad (\text{S17})$$

From (S16) and (S17), we see that if (S11) holds, then $D^\dagger(\hat{\gamma}_{\text{RCAL}}, \bar{\gamma}_{\text{CAL}}) \leq \xi_{1,1}^2\nu_1^{-2}(1 - \eta_{1,1})^{-1}(1 - \eta_{1,2})^{-1}|S|\tilde{\lambda}_1^2$. Therefore, (S9) holds through (S10) and (S11) in the event $\Omega_{\gamma_1} \cap \Omega_{\gamma_2}$. \square

I.2 Proof of Theorem 2

Theorem 2 is a direct result from Lemma S17, which is proved by combining Lemmas S8–S16. Lemma S8 gives a high-probability bound on the gradient of the loss $\ell_{\text{WL}}(\cdot; \bar{\gamma}_{\text{CAL}})$ in the dual of the $\|\cdot\|_{2,1}$ norm. Lemma S10 derives a basic inequality by the definition of $\hat{\alpha}_{t,\text{RWL}}^\#$ depending on $\hat{\gamma}_{\text{RCAL}}$. Lemmas S11 and S12 are combined to obtain Lemma S13, which is used to handle the dependency on $\hat{\gamma}_{\text{RCAL}}$ in Lemma S14. Lemma S15 gives a suitable lower bound on the symmetrized Bregman divergence for local analysis. Lemma S16 shows the empirical compatibility condition holds. Lemma S9 gives a high-probability bound which is used in Lemma S12.

Lemma S8. *Denote by Ω_{α_1} the event that*

$$\sup_{j=0,1,\dots,p} \left\| \tilde{\mathbb{E}} \left[R^{(t)} \{ \omega(k, X; \bar{\gamma}_{\text{CAL}})(Y - m(t, X; \bar{\alpha}_{t,\text{WL}}^{(k)})) : k \neq t \}^\top f_j(X) \right] \right\|_2 \leq \tilde{\lambda}_2, \quad (\text{S18})$$

Under Assumptions 1(i), 1(ii) and 2(i), if

$$\tilde{\lambda}_2 \geq \sqrt{3}B_0(B_1 - 1)\sigma_0\sqrt{\{(2/3)(K - 1) + \log[(p + 1)/\epsilon]\}/n},$$

then $\mathbb{P}(\Omega_{\alpha_1}) \geq 1 - \epsilon$.

Proof. Denote $Z_j(T, X, Y) = (Z_{jk} : k \neq t)^\top$ with $Z_{jk} = R^{(t)}\omega(k, X; \bar{\gamma}_{\text{CAL}})\{Y - \bar{m}(t, X; \bar{\alpha}_{t, \text{WL}}^{(k)})\}f_j(X)$. We show that $Z_j(T, X, Y)$ is a sub-gaussian random vector for $j = 0, 1, \dots, p$ with parameter $B_0^2(B_1 - 1)^2\sigma_0^2$. Then Lemma S8 can be proved similarly to Lemma S1.

By the definition of a sub-gaussian random vector, we need to show that $\beta^\top Z_j(T, X, Y)$ is a sub-gaussian random variable with parameter $B_0^2(B_1 - 1)^2\sigma_0^2$ for any $\beta = (\beta_k : k \neq t)^\top \in \mathbb{R}^{K-1}$ such that $\|\beta\|_2 = 1$. It suffices to show that conditionally on any (T, X) , $\beta^\top Z_j(T, X, Y)$ is a sub-gaussian random variable with parameter $B_0^2(B_1 - 1)^2\sigma_0^2$. For notational simplicity, we argue conditionally on (T, X) and denote $Z_j(T, X, Y)$ as $Z_j(Y)$ below.

We need to show that $\mathbb{E}_{T, X} \exp[a\beta^\top \{Z_j(Y) - \mathbb{E}_{T, X} Z_j(Y)\}] \leq \exp\{B_0^2(B_1 - 1)^2\sigma_0^2 a^2/2\}$ holds for any $a \geq 0$, where $\mathbb{E}_{T, X}$ denotes the conditional expectation given T and X . By the definition of Z_{jk} , we find $Z_{jk} - \mathbb{E}_{T, X}(Z_{jk}) = \omega(k, X; \bar{\gamma}_{\text{CAL}})f_j(X)R^{(t)}\{Y^{(t)} - \mathbb{E}_{T, X}Y^{(t)}\}$, and hence

$$\begin{aligned} \mathbb{E}_{T, X} \left[e^{a\beta^\top \{Z_j(Y) - \mathbb{E}_{T, X} Z_j(Y)\}} \right] &= \mathbb{E}_{T, X} \left[e^{\{Y^{(t)} - \mathbb{E}_{T, X} Y^{(t)}\} a f_j(X) R^{(t)} \sum_{k \neq t} \beta_k \omega(k, X; \bar{\gamma}_{\text{CAL}})} \right] \\ &\leq \exp \left[\sigma_0^2 a^2 f_j^2(X) \left\{ \sum_{k \neq t} \beta_k \omega(k, X; \bar{\gamma}_{\text{CAL}}) \right\}^2 / 2 \right], \end{aligned}$$

where the inequality follows from $Y^{(t)} - \bar{m}(t, X; \bar{\alpha}_{t, \text{WL}}^{(k)})$ being a sub-gaussian random variable with parameter σ_0^2 given (T, X) under unconfoundedness and Assumption 2(i). Furthermore, by the Cauchy–Schwarz inequality, we have

$$\left\{ \sum_{k \neq t} \beta_k \omega(k, X; \bar{\gamma}_{\text{CAL}}) \right\}^2 \leq \|\beta\|_2^2 \sum_{k \neq t} \omega^2(k, X; \bar{\gamma}_{\text{CAL}}) \leq (B_1 - 1)^2$$

under Assumption 1(ii). Combing the preceding two inequalities yields

$$\mathbb{E}_{T, X} \left[e^{a\beta^\top \{Z_j(Y) - \mathbb{E}_{T, X} Z_j(Y)\}} \right] \leq e^{\frac{B_0^2(B_1 - 1)^2\sigma_0^2 a^2}{2}},$$

which implies that $\beta^\top Z_j(T, X, Y)$ is a sub-gaussian random variable with parameter $B_0^2(B_1 - 1)^2\sigma_0^2$ given any (T, X) . This completes the proof as explained earlier. \square

Denote $\Sigma_{\alpha 2} = \mathbb{E}[A \otimes f(X) f^\top(X)]$ with $A = \text{diag}\{R^{(t)}\omega(k, X; \bar{\gamma}_{\text{CAL}})\{Y - \bar{m}(t, X; \bar{\alpha}_{t, \text{WL}}^{(k)})\}^2 : k \neq t\}$ and $\tilde{\Sigma}_{\alpha 2}$ as the sample version of $\Sigma_{\alpha 2}$. Furthermore, denote $(\Sigma_{\alpha 2})_{j_1, j_2} = \mathbb{E}[A f_{j_1}(X) f_{j_2}(X)]$ and $(\tilde{\Sigma}_{\alpha 2})_{j_1, j_2}$ as the sample version of $(\Sigma_{\alpha 2})_{j_1, j_2}$.

Lemma S9. *Denote by Ω_2 the event that*

$$\sup_{j_1, j_2=0, 1, \dots, p} \|(\tilde{\Sigma}_{\alpha 2})_{j_1, j_2} - (\Sigma_{\alpha 2})_{j_1, j_2}\|_{op} \leq \sigma_0^2 \tilde{\lambda}_1, \quad (\text{S19})$$

Under Assumptions 1(i), 1(ii) and 2(i), if

$$\tilde{\lambda}_1 \geq 4B_0^2 B_1 \left[\{(1/2) \log(K - 1) + \log[(p + 1)/\epsilon]\}/n + \sqrt{\{(1/2) \log(K - 1) + \log[(p + 1)/\epsilon]\}/n} \right],$$

then $\mathbb{P}(\Omega_2) \geq 1 - 2\epsilon^2$.

Proof. Denote $a_k = R^{(t)}\omega(k, X, \bar{\gamma}_{\text{CAL}})\{Y - \bar{m}(t, X; \bar{\alpha}_{t, \text{WL}}^{(k)})\}^2 f_{j_1}(X) f_{j_2}(X)$, which is the product of $\omega(k, X; \bar{\gamma}_{\text{CAL}}) f_{j_1}(X) f_{j_2}(X)$ and $R^{(t)}\{Y - \bar{m}(t, X; \bar{\alpha}_{t, \text{WL}}^{(k)})\}^2$. Note that $\omega(k, X; \bar{\gamma}_{\text{CAL}}) |f_{j_1}(X) f_{j_2}(X)| \leq B_0^2 B_1$ by Assumptions 1(i) and 1(ii) and $R^{(t)}\{Y - \bar{m}(t, X; \bar{\alpha}_{t, \text{WL}}^{(k)})\}$ is a sub-gaussian random variable by Assumption 2(i). Applying Lemmas 16 and 18 of Tan (2020a) yields

$$P \left\{ |\tilde{\text{E}}a_k - \text{E}a_k| > 2B_0^2 B_1 \sigma_0^2 (t + \sqrt{2t}) \right\} \leq \frac{2\epsilon^2}{(K-1)(p+1)^2},$$

where $t = \log[(K-1)(p+1)^2/\epsilon^2]/n$. By the union bound, we have

$$\begin{aligned} & P \left\{ \sup_{j_1, j_2=0,1,\dots,p} \|(\tilde{\Sigma}_{\alpha 2})_{j_1, j_2} - (\Sigma_{\alpha 2})_{j_1, j_2}\|_{\text{op}} > 2B_0^2 B_1 \sigma_0^2 (t + \sqrt{2t}) \right\} \\ & \leq (K-1)(p+1)^2 P \left\{ |\tilde{\text{E}}a_k - \text{E}a_k| > 2B_0^2 B_1 \sigma_0^2 (t + \sqrt{2t}) \right\} \leq 2\epsilon^2, \end{aligned}$$

which completes the proof. \square

Lemma S10. For any coefficient matrix $\alpha_t^\#$, we have

$$\begin{aligned} & D_{\text{WL}}^\dagger(\hat{\alpha}_{t, \text{RWL}}^\#, \alpha_t^\#; \hat{\gamma}_{\text{RCAL}}) + \langle \nabla \kappa_{\text{WL}}(\alpha_t^\#; \hat{\gamma}_{\text{RCAL}}), \hat{\alpha}_{\text{RWL}}^\# - \alpha_t^\# \rangle \\ & \leq \lambda_2 R(\alpha_t^\#) - \lambda_2 R(\hat{\alpha}_{t, \text{RWL}}^\#), \end{aligned} \quad (\text{S20})$$

where $R(\alpha_t^\#) = \sum_{j=1}^p \|\alpha_{jt}^\#\|_2$ and $\alpha_{jt}^\# = (\alpha_{jt}^{(k)} : k \neq t)^\top$.

Proof. The result can be proved similarly to Lemma S3. \square

Lemma S11. In the event $\Omega_{\gamma_1} \cap \Omega_{\gamma_2}$, we have

$$\sum_{k \neq t} \tilde{\text{E}} \left\{ R^{(t)}\omega(k, X; \bar{\gamma}_{\text{CAL}})(\hat{h}_k - \bar{h}_k)^2 \right\} \leq e^{\eta_{1,3}} M_1 |S_\gamma| \tilde{\lambda}_1^2, \quad (\text{S21})$$

where $\hat{h} = (\hat{h}_k : k \in \mathcal{T} \setminus \{t\})^\top$ with $\hat{h}_k = \hat{\gamma}_{k, \text{RCAL}}^\top f(X)$ and $\bar{h} = (\bar{h}_k : k \in \mathcal{T} \setminus \{t\})^\top$ with $\bar{h}_k = \bar{\gamma}_{k, \text{CAL}}^\top f(X)$. Moreover, for any coefficient matrix $\alpha_t^\#$,

$$D_{\text{WL}}^\dagger(\hat{\alpha}_{t, \text{RWL}}^\#, \alpha_t^\#; \hat{\gamma}_{\text{RCAL}}) \geq e^{-\eta_{1,3}} D_{\text{WL}}^\dagger(\hat{\alpha}_{t, \text{RWL}}^\#, \alpha_t^\#; \bar{\gamma}_{\text{CAL}}), \quad (\text{S22})$$

where $\eta_{1,3} = (A_1 - 1)^{-1} M_1 \eta_1 B_0$.

Proof. By direct calculation from the definition of $D_{\text{CAL}}()$, we find

$$\begin{aligned} D_{\text{CAL}}^\dagger(\hat{\gamma}_{\text{RCAL}}, \bar{\gamma}_{\text{CAL}}) &= \sum_{k \neq t} \tilde{\text{E}} \left\{ R^{(t)}(e^{\hat{h}_k} - e^{\bar{h}_k})(\hat{h}_k - \bar{h}_k) \right\} \\ &= \sum_{k \neq t} \tilde{\text{E}} \left\{ R^{(t)} e^{u(\hat{h}_k - \bar{h}_k)} \omega(k, X; \bar{\gamma}_{\text{CAL}})(\hat{h}_k - \bar{h}_k)^2 \right\}, \end{aligned}$$

where the second step uses the mean value theorem

$$e^{\hat{h}_k} - e^{\bar{h}_k} = e^{u\hat{h}_k + (1-u)\bar{h}_k} (\hat{\gamma}_{k,\text{RCAL}} - \bar{\gamma}_{k,\text{CAL}})^\top f(X) \quad (\text{S23})$$

for some $u \in (0, 1)$, with dependency on \hat{h} and \bar{h} suppressed. In the event $\Omega_{\gamma_1} \cap \Omega_{\gamma_2}$ that (38) holds, we have

$$\|\hat{\gamma}_{\text{RCAL}} - \bar{\gamma}_{\text{CAL}}\|_{2,1} \leq (A_1 - 1)^{-1} M_1 |S_\gamma| \tilde{\lambda}_1 \leq (A_1 - 1)^{-1} M_1 \eta_1, \quad (\text{S24})$$

where η_1 is a constant such that $|S_\gamma| \tilde{\lambda}_1 \leq \eta_1$ under Assumption 1(iv) and $M_1 = \xi_{1,1}^2 \nu_{1,1}^{-2}$. Combining (S7), (38) and (S24) yields

$$M_1 |S_\gamma| \tilde{\lambda}_1^2 \geq D_{\text{CAL}}^\dagger(\hat{\gamma}_{\text{RCAL}}, \bar{\gamma}_{\text{CAL}}) \geq e^{-\eta_{1,3}} \sum_{k \neq t} \tilde{\text{E}} \left\{ R^{(t)} \omega(k, X; \bar{\gamma}_{\text{CAL}}) (\hat{h}_k - \bar{h}_k)^2 \right\},$$

which gives the desired inequality (S21). In addition, we write

$$\begin{aligned} & D_{\text{WL}}^\dagger(\hat{\alpha}_{t,\text{RWL}}^\#, \alpha_t^\#; \hat{\gamma}_{\text{RCAL}}) \\ &= \sum_{k \neq t} \tilde{\text{E}} \left(R^{(t)} \omega(k, X; \hat{\gamma}_{\text{RCAL}}) [\psi\{\hat{\alpha}_{t,\text{RWL}}^{(k)\top} f(X)\} - \psi\{\alpha_t^{(k)\top} f(X)\}] (\hat{\alpha}_{t,\text{RWL}}^{(k)} - \alpha_t^{(k)})^\top f(X) \right) \\ &= \sum_{k \neq t} \tilde{\text{E}} \left(R^{(t)} e^{\hat{h}_k - \bar{h}_k} \omega(k, X; \bar{\gamma}_{\text{CAL}}) [\psi\{\hat{\alpha}_{t,\text{RWL}}^{(k)\top} f(X)\} - \psi\{\alpha_t^{(k)\top} f(X)\}] (\hat{\alpha}_{t,\text{RWL}}^{(k)} - \alpha_t^{(k)})^\top f(X) \right) \\ &\geq \sum_{k \neq t} \tilde{\text{E}} \left(e^{-|\hat{h}_k - \bar{h}_k|} R^{(t)} \omega(k, X; \bar{\gamma}_{\text{CAL}}) [\psi\{\hat{\alpha}_{t,\text{RWL}}^{(k)\top} f(X)\} - \psi\{\alpha_t^{(k)\top} f(X)\}] (\hat{\alpha}_{t,\text{RWL}}^{(k)} - \alpha_t^{(k)})^\top f(X) \right) \\ &\geq \sum_{k \neq t} \tilde{\text{E}} \left(e^{-B_0 \|\hat{\gamma}_{\text{RCAL}} - \bar{\gamma}_{\text{CAL}}\|_{2,1}} R^{(t)} \omega(k, X; \bar{\gamma}_{\text{CAL}}) [\psi\{\hat{\alpha}_{t,\text{RWL}}^{(k)\top} f(X)\} - \psi\{\alpha_t^{(k)\top} f(X)\}] \right. \\ &\quad \left. (\hat{\alpha}_{t,\text{RWL}}^{(k)} - \alpha_t^{(k)})^\top f(X) \right), \end{aligned}$$

where the last inequality follows from inequality (S7). Then, inequality (S22) is obtained by inequality (S24) in the event $\Omega_{\gamma_1} \cap \Omega_{\gamma_2}$. \square

Lemma S12. *In the event $\Omega_{\gamma_1} \cap \Omega_{\gamma_2} \cap \Omega_2$, we have*

$$\begin{aligned} & |\langle \nabla \kappa_{\text{WL}}(\bar{\alpha}_{t,\text{WL}}^\#, \hat{\gamma}_{\text{RCAL}}) - \nabla \kappa_{\text{WL}}(\bar{\alpha}_{t,\text{WL}}^\#, \bar{\gamma}_{\text{CAL}}), \hat{\alpha}_{t,\text{RWL}}^\# - \bar{\alpha}_{t,\text{WL}}^\# \rangle| \\ & \leq e^{\eta_{1,3}} \{M_{1,1} |S_\gamma| \tilde{\lambda}_1^2\}^{1/2} Q_{\text{WL}}^{1/2}(\hat{\alpha}_{t,\text{RWL}}^\#, \bar{\alpha}_{t,\text{WL}}^\#, \bar{\gamma}_{\text{CAL}}), \end{aligned} \quad (\text{S25})$$

where $M_{1,1} = 3\sigma_0^2 (A_1 - 1)^{-2} M_1^2 \eta_1 + 2\sigma_0^2 e^{\eta_{1,3}} M_1$.

Proof. Let $\hat{h}_k = \hat{\gamma}_{k,\text{RCAL}}^\top f(X)$, $\bar{h}_k = \bar{\gamma}_{k,\text{CAL}}^\top f(X)$, $\hat{\eta} = \hat{\alpha}_{t,\text{RWL}}^{\#\top} f(X)$, $\bar{\eta} = \bar{\alpha}_{t,\text{WL}}^{\#\top} f(X)$ and $\Delta = \langle \nabla \kappa_{\text{WL}}(\bar{\alpha}_{t,\text{WL}}^\#, \hat{\gamma}_{\text{RCAL}}) - \nabla \kappa_{\text{WL}}(\bar{\alpha}_{t,\text{WL}}^\#, \bar{\gamma}_{\text{CAL}}), \hat{\alpha}_{t,\text{RWL}}^\# - \bar{\alpha}_{t,\text{WL}}^\# \rangle$ as in (S25), and $\bar{m}_t^{(k)} = m(t, X; \bar{\alpha}_{t,\text{WL}}^{(k)})$.

By direct calculation from the definition of $\kappa_{\text{WL}}(\cdot)$, we find

$$\begin{aligned}\Delta &= -\tilde{\mathbb{E}} \left[\sum_{k \neq t} R^{(t)} (e^{\hat{h}_k} - e^{\bar{h}_k}) \{Y - \bar{m}_t^{(k)}\} (\hat{\eta}_k - \bar{\eta}_k) \right] \\ &= -\tilde{\mathbb{E}} \left[\sum_{k \neq t} e^{u(\hat{h}_k - \bar{h}_k)} R^{(t)} e^{\bar{h}_k} \{Y - \bar{m}_t^{(k)}\} (\hat{h}_k - \bar{h}_k) (\hat{\eta}_k - \bar{\eta}_k) \right],\end{aligned}$$

where the last step follows from (S23). Denote $d_k = \hat{h}_k - \bar{h}_k$. Then we have

$$\begin{aligned}|\Delta| &\leq \tilde{\mathbb{E}} \left[\sum_{k \neq t} e^{ud_k} \sqrt{R^{(t)} e^{\bar{h}_k}} \left| (Y - \bar{m}_t^{(k)}) d_k \right| \sqrt{R^{(t)} e^{\bar{h}_k}} |\hat{\eta}_k - \bar{\eta}_k| \right] \\ &\leq e^{B_0 \|\hat{\gamma}_{\text{RCAL}} - \bar{\gamma}_{\text{CAL}}\|_{2,1}} \sum_{k \neq t} \tilde{\mathbb{E}} \left[\sqrt{R^{(t)} e^{\bar{h}_k}} \left| (Y - \bar{m}_t^{(k)}) d_k \right| \sqrt{R^{(t)} e^{\bar{h}_k}} |\hat{\eta}_k - \bar{\eta}_k| \right] \\ &\leq e^{B_0 \|\hat{\gamma}_{\text{RCAL}} - \bar{\gamma}_{\text{CAL}}\|_{2,1}} \sum_{k \neq t} \left\{ \tilde{\mathbb{E}}^{1/2} \left[R^{(t)} e^{\bar{h}_k} (Y - \bar{m}_t^{(k)})^2 d_k^2 \right] \tilde{\mathbb{E}}^{1/2} \left[R^{(t)} e^{\bar{h}_k} (\hat{\eta}_k - \bar{\eta}_k)^2 \right] \right\} \\ &\leq e^{B_0 \|\hat{\gamma}_{\text{RCAL}} - \bar{\gamma}_{\text{CAL}}\|_{2,1}} \left\{ \sum_{k \neq t} \tilde{\mathbb{E}} \left[R^{(t)} e^{\bar{h}_k} (Y - \bar{m}_t^{(k)})^2 d_k^2 \right] \right\}^{1/2} \left\{ \sum_{k \neq t} \tilde{\mathbb{E}} \left[R^{(t)} e^{\bar{h}_k} (\hat{\eta}_k - \bar{\eta}_k)^2 \right] \right\}^{1/2} \\ &= e^{B_0 \|\hat{\gamma}_{\text{RCAL}} - \bar{\gamma}_{\text{CAL}}\|_{2,1}} \left\{ \sum_{k \neq t} \tilde{\mathbb{E}} \left[R^{(t)} e^{\bar{h}_k} (Y - \bar{m}_t^{(k)})^2 d_k^2 \right] \right\}^{1/2} Q_{\text{WL}}^{1/2}(\hat{\alpha}_{t,\text{RWL}}^\#, \bar{\alpha}_{t,\text{WL}}^\#; \bar{\gamma}_{\text{CAL}}), \quad (\text{S26})\end{aligned}$$

where the second step uses inequality (S7), and the third and fourth steps use the Cauchy–Schwartz inequality. In the following, we upper bound the second term on (S26) in several steps.

First, by direct calculation, we find

$$\begin{aligned}(\tilde{\mathbb{E}} - \mathbb{E}) \left[\sum_{k \neq t} R^{(t)} e^{\bar{h}_k} (Y - \bar{m}_t^{(k)})^2 d_k^2 \right] &= (\tilde{\mathbb{E}} - \mathbb{E}) \left[\sum_{j_1, j_2=0,1,\dots,p} b_{j_1}^\top A f_{j_1}(X) f_{j_2}(X) b_{j_2} \right] \\ &\leq \left\{ \sup_{j_1, j_2=0,1,\dots,p} \left\| \tilde{\mathbb{E}}[A f_{j_1}(X) f_{j_2}(X)] - \mathbb{E}[A f_{j_1}(X) f_{j_2}(X)] \right\|_{\text{op}} \right\} \left(\sum_{j=0}^p \|b_j\|_2 \right)^2,\end{aligned}$$

where $A = \text{diag}\{R^{(t)} e^{\bar{h}_k} (Y - \bar{m}_t^{(k)})^2 : k \neq t\}$, $b_j = \hat{\gamma}_{j,\text{RCAL}} - \bar{\gamma}_{j,\text{CAL}}$, and the last step follows from the Cauchy–Schwartz inequality. Then by Lemma S9 we have in the event Ω_2

$$(\tilde{\mathbb{E}} - \mathbb{E}) \left[\sum_{k \neq t} R^{(t)} e^{\bar{h}_k} (Y - \bar{m}_t^{(k)})^2 d_k^2 \right] \leq \sigma_0^2 \tilde{\lambda}_1 \|\hat{\gamma}_{\text{RCAL}} - \bar{\gamma}_{\text{CAL}}\|_{2,1}^2. \quad (\text{S27})$$

Second, by Assumption 2(i) and Lemma 17 of Tan (2020b), $\mathbb{E}[(Y^{(t)} - \bar{m}_t^{(k)})^2 | X] \leq 2\sigma_0^2$ and hence

$$\mathbb{E} \left[\sum_{k \neq t} R^{(t)} e^{\bar{h}_k} (Y - \bar{m}_t^{(k)})^2 d_k^2 \right] \leq 2\sigma_0^2 \sum_{k \neq t} \mathbb{E} \left[R^{(t)} e^{\bar{h}_k} d_k^2 \right]. \quad (\text{S28})$$

Third, we have by simple manipulation

$$\begin{aligned} (\tilde{\mathbb{E}} - \mathbb{E}) \left[\sum_{k \neq t} R^{(t)} e^{\bar{h}_k} d_k^2 \right] &= \sum_{j_1, j_2=0,1,\dots,p} b_{j_1}^T [(\tilde{\Sigma}_\gamma)_{j_1 j_2} - (\Sigma_\gamma)_{j_1 j_2}] b_{j_2} \\ &\leq \left\{ \sup_{j_1, j_2=0,1,\dots,p} \left\| (\tilde{\Sigma}_\gamma)_{j_1 j_2} - (\Sigma_\gamma)_{j_1 j_2} \right\| \right\} \left(\sum_{j=0}^p \|b_j\| \right)^2. \end{aligned}$$

In the event Ω_{γ_2} , we have by inequalities (S2),

$$(\tilde{\mathbb{E}} - \mathbb{E}) \left[\sum_{k \neq t} R^{(t)} e^{\bar{h}_k} d_k^2 \right] \leq \tilde{\lambda}_1 \|\hat{\gamma} - \bar{\gamma}\|_{2,1}^2. \quad (\text{S29})$$

Combining inequalities (S27), (S28) and (S29), we have in the event $\Omega_{\gamma_2} \cap \Omega_2$,

$$\begin{aligned} &\sum_{k \neq t} \tilde{\mathbb{E}} \left[R^{(t)} \omega(k, X; \bar{\gamma}_{\text{CAL}}) (Y - \bar{m}_t^{(k)})^2 d_k^2 \right] \\ &\leq 3\sigma_0^2 \tilde{\lambda}_1 \|\hat{\gamma}_{\text{RCAL}} - \bar{\gamma}_{\text{CAL}}\|_{2,1}^2 + 2\sigma_0^2 \sum_{k \neq t} \tilde{\mathbb{E}} \left[R^{(t)} \omega(k, X; \bar{\gamma}_{\text{CAL}}) d_k^2 \right]. \end{aligned} \quad (\text{S30})$$

Collecting inequalities (S26) and (S30) and applying (S21) and (S24) in the event $\Omega_{\gamma_1} \cap \Omega_{\gamma_2}$, we complete the proof. \square

Lemma S13. *Suppose that Assumption 2(i) holds. Then in the event $\Omega_{\gamma_1} \cap \Omega_{\gamma_2} \cap \Omega_2$, (S20) implies*

$$\begin{aligned} &e^{-\eta_{1,3}} D_{\text{WL}}^\dagger(\hat{\alpha}_{t,\text{RWL}}^\#, \bar{\alpha}_{t,\text{WL}}^\#; \bar{\gamma}_{\text{CAL}}) + \lambda_2 \sum_{j=1}^p \|\hat{\alpha}_{j t, \text{RWL}}^\#\|_2 \\ &\leq -\langle \nabla \kappa_{\text{WL}}(\bar{\alpha}_{t,\text{WL}}^\#; \bar{\gamma}_{\text{CAL}}), \hat{\alpha}_{t,\text{RWL}}^\# - \bar{\alpha}_{t,\text{WL}}^\# \rangle + \lambda_2 \sum_{j=1}^p \|\bar{\alpha}_{j t, \text{WL}}^\#\|_2 \\ &\quad + e^{\eta_{1,3}} \{M_{1,1} |S_\gamma| \tilde{\lambda}_1^2\}^{1/2} Q_{\text{WL}}^{1/2}(\hat{\alpha}_{t,\text{RWL}}^\#, \bar{\alpha}_{t,\text{WL}}^\#; \bar{\gamma}_{\text{CAL}}), \end{aligned} \quad (\text{S31})$$

Proof. Inequality (S20) can be rewritten as

$$\begin{aligned} &D_{\text{WL}}^\dagger(\hat{\alpha}_{t,\text{RWL}}^\#, \bar{\alpha}_{t,\text{WL}}^\#; \hat{\gamma}_{\text{RCAL}}) + \lambda_2 \sum_{j=1}^p \|\hat{\alpha}_{j t, \text{RWL}}^\#\|_2 \\ &\leq -\langle \nabla \kappa_{\text{WL}}(\bar{\alpha}_{t,\text{WL}}^\#; \bar{\gamma}_{\text{CAL}}), \hat{\alpha}_{t,\text{RWL}}^\# - \bar{\alpha}_{t,\text{WL}}^\# \rangle + \lambda_2 \sum_{j=1}^p \|\bar{\alpha}_{j t, \text{WL}}^\#\|_2 \\ &\quad - \langle \nabla \kappa_{\text{WL}}(\bar{\alpha}_{t,\text{WL}}^\#; \hat{\gamma}_{\text{RCAL}}) - \nabla \kappa_{\text{WL}}(\bar{\alpha}_{t,\text{WL}}^\#; \bar{\gamma}_{\text{CAL}}), \hat{\alpha}_{t,\text{RWL}}^\# - \bar{\alpha}_{t,\text{WL}}^\# \rangle. \end{aligned}$$

Then the desired result follows by applying inequalities (S22) and (S25). \square

Lemma S14. *Suppose that Assumption 2(i) holds. In the event $\Omega_{\alpha 1}$, we have*

$$|\langle \nabla \kappa_{\text{WL}}(\bar{\alpha}_{t,\text{WL}}^\#; \bar{\gamma}_{\text{CAL}}), \hat{\alpha}_{t,\text{RWL}}^\# - \bar{\alpha}_{t,\text{WL}}^\# \rangle| \leq \tilde{\lambda}_2 \|\hat{\alpha}_{t,\text{RWL}}^\# - \bar{\alpha}_{t,\text{WL}}^\#\|_{2,1}. \quad (\text{S32})$$

Moreover, in the event $\Omega_{\gamma_1} \cap \Omega_{\gamma_2} \cap \Omega_2 \cap \Omega_{\alpha_1}$, we have

$$\begin{aligned} & e^{-\eta_{1,3}} D_{\text{WL}}^\dagger(\hat{\alpha}_{t,\text{RWL}}^\#, \bar{\alpha}_{t,\text{WL}}^\#; \bar{\gamma}_{\text{CAL}}) + (A_2 - 1)\tilde{\lambda}_2 \|\hat{\alpha}_{t,\text{RWL}}^\# - \bar{\alpha}_{t,\text{WL}}^\#\|_{2,1} \\ & \leq e^{\eta_{1,3}} \{M_{1,1}|S_\gamma|\tilde{\lambda}_1^2\}^{1/2} Q_{\text{WL}}^{1/2}(\hat{\alpha}_{t,\text{RWL}}^\#, \bar{\alpha}_{t,\text{WL}}^\#; \bar{\gamma}_{\text{CAL}}) + 2A_2\tilde{\lambda}_2 \sum_{j \in S_{\alpha_t}} \|\hat{\alpha}_{j_t,\text{RWL}}^\# - \bar{\alpha}_{j_t,\text{WL}}^\#\|_2, \end{aligned} \quad (\text{S33})$$

Proof. By direct calculation from the definition of $\kappa_{\text{WL}}()$, we find

$$\begin{aligned} & \langle \nabla \kappa_{\text{WL}}(\bar{\alpha}_{t,\text{WL}}^\#; \bar{\gamma}_{\text{CAL}}), \hat{\alpha}_{t,\text{RWL}}^\# - \bar{\alpha}_{t,\text{WL}}^\# \rangle \\ & = - \sum_{j=0}^p \sum_{k \neq t} (\hat{\alpha}_{j_t,\text{RWL}}^{(k)} - \bar{\alpha}_{j_t,\text{WL}}^{(k)}) \tilde{\text{E}} \left[R^{(t)} \omega(k, X; \bar{\gamma}_{\text{CAL}}) (Y - \bar{m}_t^{(k)}) f_j(X) \right], \end{aligned}$$

which by the Cauchy–Schwartz inequality gives

$$\begin{aligned} & |\langle \nabla \kappa_{\text{WL}}(\bar{\alpha}_{t,\text{WL}}^\#; \bar{\gamma}_{\text{CAL}}), \hat{\alpha}_{t,\text{RWL}}^\# - \bar{\alpha}_{t,\text{WL}}^\# \rangle| \\ & \leq \sum_{j=0}^p \|\hat{\alpha}_{j_t,\text{RWL}}^\# - \bar{\alpha}_{j_t,\text{WL}}^\#\|_2 \times \|\tilde{\text{E}} \left[R^{(t)} \{\omega(k, X; \bar{\gamma}_{\text{CAL}}) (Y - m(t, X; \bar{\alpha}_{t,\text{WL}}^{(k)})) : k \neq t\}^\text{T} f_j(X) \right]\|_2 \\ & \leq \|\hat{\alpha}_{t,\text{RWL}}^\# - \bar{\alpha}_{t,\text{WL}}^\#\|_{2,1} \times \left\{ \sup_{j=0,1,\dots,p} \|\tilde{\text{E}} \left[R^{(t)} \{\omega(k, X; \bar{\gamma}_{\text{CAL}}) (Y - m(t, X; \bar{\alpha}_{t,\text{WL}}^{(k)})) : k \neq t\}^\text{T} f_j(X) \right]\|_2 \right\}. \end{aligned}$$

Then inequality (S32) holds in the event Ω_{α_1} .

From inequalities (S31) and (S32) and taking $\lambda_2 = A_2\tilde{\lambda}_2$, we have

$$\begin{aligned} & e^{-\eta_{1,3}} D_{\text{WL}}^\dagger(\hat{\alpha}_{t,\text{RWL}}^\#, \bar{\alpha}_{t,\text{WL}}^\#; \bar{\gamma}_{\text{CAL}}) + A_2\tilde{\lambda}_2 \sum_{j=1}^p \|\hat{\alpha}_{j_t,\text{RWL}}^\#\| \\ & \leq \tilde{\lambda}_2 \|\hat{\alpha}_{t,\text{RWL}}^\# - \bar{\alpha}_{t,\text{WL}}^\#\|_{2,1} + A_2\tilde{\lambda}_2 \sum_{j=1}^p \|\bar{\alpha}_{j_t,\text{WL}}^\#\|_2 \\ & \quad + e^{\eta_{1,3}} \{M_{1,1}|S_\gamma|\tilde{\lambda}_1^2\}^{1/2} Q_{\text{WL}}^{1/2}(\hat{\alpha}_{t,\text{RWL}}^\#, \bar{\alpha}_{t,\text{WL}}^\#; \bar{\gamma}_{\text{CAL}}). \end{aligned}$$

Applying to the preceding inequality the triangle inequalities

$$\begin{aligned} & \|\hat{\alpha}_{j_t,\text{RWL}}^\#\|_2 = \|\hat{\alpha}_{j_t,\text{RWL}}^\# - \bar{\alpha}_{j_t,\text{WL}}^\# + \bar{\alpha}_{j_t,\text{WL}}^\#\|_2 \\ & \geq \begin{cases} \|\hat{\alpha}_{j_t,\text{RWL}}^\# - \bar{\alpha}_{j_t,\text{WL}}^\#\|_2 - \|\bar{\alpha}_{j_t,\text{WL}}^\#\|_2, & j \notin S_{\alpha_t}, \\ \|\bar{\alpha}_{j_t,\text{WL}}^\#\|_2 - \|\hat{\alpha}_{j_t,\text{RWL}}^\# - \bar{\alpha}_{j_t,\text{WL}}^\#\|_2, & j \in S_{\alpha_t} \setminus \{0\}, \end{cases} \end{aligned}$$

and rearranging the results yield

$$\begin{aligned} & e^{-\eta_{1,3}} D_{\text{WL}}^\dagger(\hat{\alpha}_{t,\text{RWL}}^\#, \bar{\alpha}_{t,\text{WL}}^\#; \bar{\gamma}_{\text{CAL}}) + (A_2 - 1)\tilde{\lambda}_2 \sum_{j=1}^p \|\hat{\alpha}_{j_t,\text{RWL}}^\# - \bar{\alpha}_{j_t,\text{WL}}^\#\|_2 \\ & \leq \tilde{\lambda}_2 \|\hat{\alpha}_{0_t,\text{RWL}}^\# - \bar{\alpha}_{0_t,\text{WL}}^\#\|_2 + 2A_2\tilde{\lambda}_2 \left\{ \sum_{j \in S_{\alpha_t} \setminus \{0\}} \|\hat{\alpha}_{j_t,\text{RWL}}^\# - \bar{\alpha}_{j_t,\text{WL}}^\#\|_2 + \sum_{j \notin S_{\alpha_t}} \|\bar{\alpha}_{j_t,\text{WL}}^\#\|_2 \right\} \\ & \quad + e^{\eta_{1,3}} \{M_{1,1}|S_\gamma|\tilde{\lambda}_1^2\}^{1/2} Q_{\text{WL}}^{1/2}(\hat{\alpha}_{t,\text{RWL}}^\#, \bar{\alpha}_{t,\text{WL}}^\#; \bar{\gamma}_{\text{CAL}}). \end{aligned}$$

Adding $(A_2 - 1)\tilde{\lambda}_2\|\hat{\alpha}_{0t,\text{RWL}}^\# - \bar{\alpha}_{0t,\text{WL}}^\#\|_2$ to both sides above, we have

$$\begin{aligned} & e^{-\eta_{1,3}}D_{\text{WL}}^\dagger(\hat{\alpha}_{t,\text{RWL}}^\#, \bar{\alpha}_{t,\text{WL}}^\#; \bar{\gamma}_{\text{CAL}}) + (A_2 - 1)\tilde{\lambda}_2\|\hat{\alpha}_{t,\text{RWL}}^\# - \bar{\alpha}_{t,\text{WL}}^\#\|_{2,1} \\ & \leq 2A_2\tilde{\lambda}_2 \left\{ \sum_{j \in S_{\alpha_t}} \|\hat{\alpha}_{jt,\text{RWL}}^\# - \bar{\alpha}_{jt,\text{WL}}^\#\|_2 + \sum_{j \notin S_{\alpha_t}} \|\bar{\alpha}_{jt,\text{WL}}^\#\|_2 \right\} \\ & \quad + e^{\eta_{1,3}}\{M_{1,1}|S_\gamma|\tilde{\lambda}_1^2\}^{1/2}Q_{\text{WL}}^{1/2}(\hat{\alpha}_{t,\text{RWL}}^\#, \bar{\alpha}_{t,\text{WL}}^\#; \bar{\gamma}_{\text{CAL}}), \end{aligned}$$

which gives inequality (S33). \square

Denote $\Sigma_\alpha = \text{E}[\text{diag}\{R^{(t)}\psi_2\{\alpha_t^{(k)\text{T}}f(X)\}\omega(k, X; \bar{\gamma}_{\text{CAL}}) : k \neq t\} \otimes f(X)f^\text{T}(X)]$ and the sample version of Σ_α as $\tilde{\Sigma}_\alpha$.

Lemma S15. *Suppose that Assumption 2(v) holds. Then for any two coefficient matrices $\alpha_t^\#$ and $\alpha_t^{\prime\#}$*

$$D_{\text{WL}}(\alpha_t^\#, \alpha_t^{\prime\#}; \bar{\gamma}_{\text{CAL}}) + D_{\text{WL}}(\alpha_t^{\prime\#}, \alpha_t^\#; \bar{\gamma}_{\text{CAL}}) \geq \frac{1 - e^{-B_0C_3\|b\|_{2,1}}}{B_0C_3\|b\|_{2,1}} \text{vec}^\text{T}(b)\tilde{\Sigma}_\alpha \text{vec}(b), \quad (\text{S34})$$

where $b = \alpha_t^\# - \alpha_t^{\prime\#}$.

Proof. Denote $h(X) = \alpha_t^{\#\text{T}}f(X)$ and $h'(X) = \alpha_t^{\prime\#\text{T}}f(X)$. Furthermore, denote $\psi(h) = (\psi\{h_k(X)\} : k \neq t)^\text{T}$ and $\Psi_2\{h(X)\} = \text{diag}\{\psi_2\{h_k(X)\} : k \neq t\}$. By direct calculation from the definition of $D_{\text{WL}}()$, we find

$$\begin{aligned} & D_{\text{WL}}(\alpha_t^\#, \alpha_t^{\prime\#}; \bar{\gamma}_{\text{CAL}}) + D_{\text{WL}}(\alpha_t^{\prime\#}, \alpha_t^\#; \bar{\gamma}_{\text{CAL}}) \\ & = \tilde{\text{E}} \left(\left[R^{(t)} \text{diag}\{\omega(k, X; \bar{\gamma}_{\text{CAL}}) : k \neq t\} \{\psi(h') - \psi(h)\} \right]^\text{T} \{h'(X) - h(X)\} \right) \\ & = \tilde{\text{E}} \left[\int_0^1 (h' - h)^\text{T} R^{(t)} \text{diag}\{\omega(k, X; \bar{\gamma}_{\text{CAL}}) : k \neq t\} \Psi_2\{h + u(h' - h)\} (h' - h) du \right], \end{aligned}$$

By Assumption 2(vi) and inequality (S7), we have

$$\begin{aligned} & D_{\text{WL}}(\alpha_t^\#, \alpha_t^{\prime\#}; \bar{\gamma}_{\text{CAL}}) + D_{\text{WL}}(\alpha_t^{\prime\#}, \alpha_t^\#; \bar{\gamma}_{\text{CAL}}) \\ & \geq \tilde{\text{E}} \left[\left(\int_0^1 e^{-uC_3\|h-h'\|_\infty} du \right) (h' - h)^\text{T} R^{(t)} \text{diag}\{\omega(k, X; \bar{\gamma}_{\text{CAL}}) : k \neq t\} \Psi_2\{h\} (h' - h) \right] \\ & \geq \frac{1 - e^{-B_0C_3\|b\|_{2,1}}}{B_0C_3\|b\|_{2,1}} \tilde{\text{E}} \left[(h - h')^\text{T} R^{(t)} \text{diag}\{\omega(k, X; \bar{\gamma}_{\text{CAL}}) : k \neq t\} \Psi_2\{h\} (h - h') \right], \end{aligned}$$

which completes the proof. \square

Lemma S16. *Suppose that Assumption 2(ii) holds. In the event Ω_{γ_2} , Assumption 2(ii) implies an empirical compatibility condition for $\tilde{\Sigma}_\gamma$: for any matrix $b = (b_k : k \neq t)$ such that $\sum_{j \notin S_{\alpha_t}} \|b_j\|_2 \leq \xi_2 \sum_{j \in S_{\alpha_t}} \|b_j\|_2$, we have*

$$(1 - \eta_2)\nu_2^2 \left(\sum_{j \in S_{\alpha_t}} \|b_j\|_2 \right)^2 \leq |S_{\alpha_t}| \text{vec}^\text{T}(b)\tilde{\Sigma}_\gamma \text{vec}(b). \quad (\text{S35})$$

Proof. Similarly as in the proof of Lemma S6, we know

$$|\text{vec}^T(b)(\tilde{\Sigma}_\gamma - \Sigma_\gamma)\text{vec}(b)| \leq \tilde{\lambda}_1 \|b\|_{2,1}^2$$

in the event Ω_{γ_2} by (S2). Then Assumption 2(ii) implies that for any matrix $b = (b_k : k \neq t)$ satisfying $\sum_{j \notin S_{\alpha_t}} \|b_j\|_2 \leq \xi_2 \sum_{j \in S_{\alpha_t}} \|b_j\|_2$,

$$\begin{aligned} \nu_2^2 \left(\sum_{j \in S_{\alpha_t}} \|b_j\|_2 \right)^2 &\leq |S_{\alpha_t}| \text{vec}^T(b) \Sigma_\gamma \text{vec}(b) \leq |S_{\alpha_t}| \text{vec}^T(b) \tilde{\Sigma}_\gamma \text{vec}(b) + |S_{\alpha_t}| \tilde{\lambda}_1 \left(\sum_{j \in S_{\alpha_t}} \|b_j\|_2 + \sum_{j \notin S_{\alpha_t}} \|b_j\|_2 \right)^2 \\ &\leq |S_{\alpha_t}| \text{vec}^T(b) \tilde{\Sigma}_\gamma \text{vec}(b) + |S_{\alpha_t}| \tilde{\lambda}_2 (1 + \xi_2)^2 \left(\sum_{j \in S_{\alpha_t}} \|b_j\|_2 \right)^2. \end{aligned}$$

Then (S35) follows because $(1 + \xi_2)^2 \nu_2^{-2} |S_{\alpha_t}| \tilde{\lambda}_2 \leq \eta_2 (< 1)$ by Assumption 2(vi)(a). \square

Lemma S17. Suppose that Assumption 2 hold, and $A_2 \geq (\xi_2 + 1)/(\xi_2 - 1)$. In the event $\Omega_{\gamma_1} \cap \Omega_{\gamma_2} \cap \Omega_{\alpha_1} \cap \Omega_2$, we have

$$\begin{aligned} D_{WL}^\dagger(\hat{\alpha}_{t,RWL}^\#, \bar{\alpha}_{t,WL}^\#; \bar{\gamma}_{CAL}) + e^{\eta_{1,3}} (A_2 - 1) \tilde{\lambda}_2 \|\hat{\alpha}_{t,RWL}^\# - \bar{\alpha}_{t,WL}^\#\|_{2,1} \\ \leq e^{4\eta_{1,3}} \xi_{2,3}^{-2} \{M_{1,1} |S_\gamma| \tilde{\lambda}_1^2\} + e^{2\eta_{1,3}} \xi_{2,2}^2 \{\nu_{2,2}^{-2} |S_{\alpha_t}| \tilde{\lambda}_2^2\}, \end{aligned} \quad (\text{S36})$$

where $\xi_{2,3} = \xi_{2,1} C_2^{1/2} (1 - \eta_{2,2})^{1/2}$, $\xi_{2,2} = (\xi_2 + 1)(A_2 - 1)$, $\xi_{2,1} = 1 - 2A_2/\xi_{2,2} \in (0, 1)$, $\nu_{2,2} = \nu_{2,1} C_2^{1/2} (1 - \eta_{2,1})^{1/2}$ and $\nu_{2,1} = \nu_2 (1 - \eta_2)^{1/2}$.

Proof. Denote $b = \hat{\alpha}_{t,RWL}^\# - \bar{\alpha}_{t,WL}^\#$, and

$$D_{WL}^\dagger(\hat{\alpha}_{t,RWL}^\#, \bar{\alpha}_{t,WL}^\#; \bar{\gamma}_{CAL}) = e^{-\eta_{1,3}} D_{WL}^\dagger(\hat{\alpha}_{t,RWL}^\#, \bar{\alpha}_{t,WL}^\#; \bar{\gamma}_{CAL}) + (A_2 - 1) \tilde{\lambda}_2 \|b\|_{2,1}.$$

In the event $\Omega_{\gamma_1} \cap \Omega_{\gamma_2} \cap \Omega_{\alpha_1} \cap \Omega_2$, inequality (S33) from Lemma S14 leads two possible case: either

$$\xi_{2,1} D_{WL}^\dagger(\hat{\alpha}_{t,RWL}^\#, \bar{\alpha}_{t,WL}^\#; \bar{\gamma}_{CAL}) \leq e^{\eta_{1,3}} \{M_{1,1} |S_\gamma| \tilde{\lambda}_1^2\}^{1/2} Q_{WL}^{1/2}(\hat{\alpha}_{t,RWL}^\#, \bar{\alpha}_{t,WL}^\#; \bar{\gamma}_{CAL}) \quad (\text{S37})$$

or $(1 - \xi_{2,1}) D_{WL}^\dagger(\hat{\alpha}_{t,RWL}^\#, \bar{\alpha}_{t,WL}^\#; \bar{\gamma}_{CAL}) \leq 2A_2 \tilde{\lambda}_2 \sum_{j \in S_{\alpha_t}} \|b_j\|_2$, that is

$$D_{WL}^\dagger(\hat{\alpha}_{t,RWL}^\#, \bar{\alpha}_{t,WL}^\#; \bar{\gamma}_{CAL}) \leq (1 - \xi_{2,1})^{-1} 2A_2 \tilde{\lambda}_2 \sum_{j \in S_{\alpha_t}} \|b_j\|_2 = \xi_{2,2} \tilde{\lambda}_2 \sum_{j \in S_{\alpha_t}} \|b_j\|_2. \quad (\text{S38})$$

We deal with the above two cases separately as follows.

If (S38) holds, then $\sum_{j \notin S_{\alpha_t}} \|b_j\|_2 \leq \xi_2 \sum_{j \in S_{\alpha_t}} \|b_j\|_2$, which by Lemma S16 and Assumptions 2(ii) and 2(vi)(a), implies (S35), that is,

$$\sum_{j \in S_{\alpha_t}} \|b_j\|_2 \leq (1 - \eta_2)^{-1/2} \nu_2^{-1} |S_{\alpha_t}|^{1/2} \{\text{vec}^T(b) \tilde{\Sigma}_\gamma \text{vec}(b)\}^{1/2}. \quad (\text{S39})$$

By Assumption 2(iv), and Lemma S15 with Assumption 2(v), we have

$$D_{\text{WL}}^\dagger(\alpha_t^\#, \alpha_t'^\#; \bar{\gamma}_{\text{CAL}}) \geq \frac{1 - e^{-B_0 C_3 \|b\|_{2,1}}}{B_0 C_3 \|b\|_{2,1}} \text{vec}^\top(b) \tilde{\Sigma}_\alpha \text{vec}(b) \geq \frac{1 - e^{-B_0 C_3 \|b\|_{2,1}}}{B_0 C_3 \|b\|_{2,1}} C_2 \text{vec}^\top(b) \tilde{\Sigma}_\gamma \text{vec}(b). \quad (\text{S40})$$

Because $D^\dagger(\alpha_t^\#, \alpha_t'^\#; \bar{\gamma}_{\text{CAL}}) \leq e^{\eta_{1,3}} D_{\text{WL}}^\dagger(\alpha_t^\#, \alpha_t'^\#; \bar{\gamma}_{\text{CAL}})$, it follows from inequalities (S40) and (S38) that

$$\text{vec}^\top(b) \tilde{\Sigma}_\gamma \text{vec}(b) \leq \frac{B_0 C_3 \|b\|_{2,1}}{1 - e^{-B_0 C_3 \|b\|_{2,1}}} C_2^{-1} e^{\eta_{1,3}} \xi_{2,2} \tilde{\lambda}_2 \sum_{j \in S_{\alpha_t}} \|b_j\|_2. \quad (\text{S41})$$

Combining inequalities (S41) and (S39) gives

$$\{\text{vec}^\top(b) \tilde{\Sigma}_\gamma b\}^{1/2} \leq \frac{B_0 C_3 \|b\|_{2,1}}{1 - e^{-B_0 C_3 \|b\|_{2,1}}} C_2^{-1} e^{\eta_{1,3}} \xi_{2,2} \tilde{\lambda}_2 (1 - \eta_2)^{-1/2} \nu_2^{-1} |S_{\alpha_t}|^{1/2}. \quad (\text{S42})$$

Inequalities (S42), (S38) and (S39) yields

$$D_{\text{WL}}^\dagger(\alpha_t^\#, \alpha_t'^\#; \bar{\gamma}_{\text{CAL}}) \leq e^{\eta_{1,3}} \xi_{2,2}^2 (1 - \eta_2)^{-1} \nu_2^{-2} C_2^{-1} |S_{\alpha_t}| \tilde{\lambda}_2^2 \frac{B_0 C_3 \|b\|_{2,1}}{1 - e^{-B_0 C_3 \|b\|_{2,1}}}, \quad (\text{S43})$$

which gives

$$1 - e^{-B_0 C_3 \|b\|_{2,1}} \leq B_0 C_3 (A_2 - 1)^{-1} e^{\eta_{1,3}} \xi_{2,2}^2 (1 - \eta_2)^{-1} \nu_2^{-2} C_2^{-1} |S_{\alpha_t}| \tilde{\lambda}_2 \leq \eta_{2,1}$$

by the fact $(A_2 - 1) \tilde{\lambda}_2 \|b\|_{2,1} \leq D_{\text{WL}}^\dagger(\alpha_t^\#, \alpha_t'^\#; \bar{\gamma}_{\text{CAL}})$ and Assumption 2(vi)(b). As a result $B_0 C_3 \|b\|_{2,1} \leq -\log(1 - \eta_{2,1})$ and hence

$$\frac{1 - e^{-B_0 C_3 \|b\|_{2,1}}}{B_0 C_3 \|b\|_{2,1}} = \int_0^1 e^{-u B_0 C_3 \|b\|_{2,1}} du \geq 1 - \eta_{2,1}. \quad (\text{S44})$$

Combining inequalities (S43) and (S44) gives $D_{\text{WL}}^\dagger(\alpha_t^\#, \alpha_t'^\#; \bar{\gamma}_{\text{CAL}}) \leq e^{\eta_{1,3}} \xi_{2,2}^2 \nu_{2,2}^{-2} |S_{\alpha_t}| \tilde{\lambda}_2^2$, where $\nu_{2,2} = (1 - \eta_{2,1})^{1/2} C_2^{1/2} \nu_2 (1 - \eta_2)^{1/2}$.

If (S37) holds, we have

$$\begin{aligned} & D_{\text{WL}}^\dagger(\alpha_t^\#, \alpha_t'^\#; \bar{\gamma}_{\text{CAL}}) \\ & \leq e^{\eta_{1,3}} D_{\text{WL}}^\dagger(\alpha_t^\#, \alpha_t'^\#; \bar{\gamma}_{\text{CAL}}) \leq \xi_{2,1}^{-1} e^{2\eta_{1,3}} \{M_{1,1} |S_\gamma| \tilde{\lambda}_1^2\}^{1/2} \{\text{vec}^\top(b) \tilde{\Sigma}_\gamma \text{vec}(b)\}^{1/2} \end{aligned} \quad (\text{S45})$$

because $Q_{\text{WL}}^{1/2}(\alpha_t^\#, \alpha_t'^\#; \bar{\gamma}_{\text{CAL}}) = \text{vec}^\top(b) \tilde{\Sigma}_\gamma \text{vec}(b)$. Then, by inequality (S40), we have

$$\{\text{vec}^\top(b) \tilde{\Sigma}_\gamma \text{vec}(b)\}^{1/2} \leq C_2^{-1} \xi_{2,1}^{-1} e^{2\eta_{1,3}} \{M_{1,1} |S_\gamma| \tilde{\lambda}_1^2\}^{1/2} \frac{B_0 C_3 \|b\|_{2,1}}{1 - e^{-B_0 C_3 \|b\|_{2,1}}}. \quad (\text{S46})$$

Inequalities (S45) and (S46) yield

$$D_{\text{WL}}^\dagger(\alpha_t^\#, \alpha_t'^\#; \bar{\gamma}_{\text{CAL}}) \leq C_2^{-1} \xi_{2,1}^{-2} e^{3\eta_{1,3}} \{M_{1,1} |S_\gamma| \tilde{\lambda}_1^2\} \frac{B_0 C_3 \|b\|_{2,1}}{1 - e^{-B_0 C_3 \|b\|_{2,1}}}. \quad (\text{S47})$$

Using $(A_2 - 1)\tilde{\lambda}_2 \|b\|_{2,1} \leq D_{\text{WL}}^\dagger(\alpha_t^\#, \alpha_t'^\#; \bar{\gamma}_{\text{CAL}})$, we find

$$1 - e^{-B_0 C_3 \|b\|_{2,1}} \leq e^{3\eta_{1,3}} \xi_{2,1}^{-2} C_2^{-1} B_0 C_3 (A_2 - 1)^{-1} \{M_{1,1} |S_\gamma| \tilde{\lambda}_1\} \leq \eta_{2,2}$$

with Assumption 2(vi)(c). As a result $B_0 C_3 \|b\|_{2,1} \leq -\log(1 - \eta_{2,2})$ and hence

$$\frac{1 - e^{-B_0 C_3 \|b\|_{2,1}}}{B_0 C_3 \|b\|_{2,1}} = \int_0^1 e^{-u B_0 C_3 \|b\|_{2,1}} du \geq 1 - \eta_{2,2}. \quad (\text{S48})$$

Combining inequalities (S47) and (S48) gives $D_{\text{WL}}^\dagger(\alpha_t^\#, \alpha_t'^\#; \bar{\gamma}_{\text{CAL}}) \leq e^{3\eta_{1,3}} \xi_{2,3}^{-2} \{M_{1,1} |S_\gamma| \tilde{\lambda}_1^2\}$, where $\xi_{2,3} = C_2^{1/2} \xi_{2,1} (1 - \eta_{2,2})^{1/2}$. Then inequality (S36) holds through (S37) and (S38). \square

I.3 Proof of Theorem 3

First, we provide a high-probability bound in Lemma S18, which is used later in the proof.

Denote $\Sigma_{\alpha 1} = E[A \otimes f(X) f^T(X)]$, where $A = \text{diag}\{R^{(t)} \omega(k, X; \bar{\gamma}_{\text{CAL}}) |Y - \bar{m}(t, X; \bar{\alpha}_{t, \text{WL}}^{(k)})| : k \neq t\}$, and the sample version of $\Sigma_{\alpha 1}$ as $\tilde{\Sigma}_{\alpha 1}$. Furthermore, denote $(\Sigma_{\alpha 1})_{j_1, j_2} = E[A f_{j_1}(X) f_{j_2}(X)]$ and the sample version of $(\Sigma_{\alpha 1})_{j_1, j_2}$ as $(\tilde{\Sigma}_{\alpha 1})_{j_1, j_2}$.

Lemma S18. *Denote by Ω_1 the event that*

$$\sup_{j_1, j_2=0, 1, \dots, p} \|(\tilde{\Sigma}_{\alpha 1})_{j_1, j_2} - (\Sigma_{\alpha 1})_{j_1, j_2}\|_{\text{op}} \leq \sigma_0 \tilde{\lambda}_1, \quad (\text{S49})$$

Under Assumptions 1(i), 1(ii) and 2(i), if

$$\tilde{\lambda}_1 \geq 4\sqrt{2} B_0^2 B_1 \sqrt{\{(1/2) \log(K - 1) + \log[(p + 1)/\epsilon]\}/n}$$

then $P(\Omega_1) \geq 1 - 2\epsilon^2$.

Proof. Denote $a_{j_1 j_2, k} = R^{(t)} \omega(k, X; \bar{\gamma}_{\text{CAL}}) |Y - \bar{m}(X; \bar{\alpha}_{t, \text{WL}}^{(k)})| f_{j_1}(X) f_{j_2}(X)$. By the union bound, we have

$$\begin{aligned} & P \left(\sup_{j_1, j_2=0, 1, \dots, p} \|(\tilde{\Sigma}_{\alpha 1})_{j_1, j_2} - (\Sigma_{\alpha 1})_{j_1, j_2}\|_{\text{op}} > t \right) \\ & \leq (K - 1)(p + 1)^2 \max_{j_1, j_2=0, 1, \dots, p, k \neq t} P \left(|\tilde{E} a_{j_1 j_2, k} - E a_{j_1 j_2, k}| > t \right). \end{aligned}$$

Notice that $a_{j_1 j_2, k}$ is the product of $\omega(k, X; \bar{\gamma}_{\text{CAL}}) f_{j_1}(X) f_{j_2}(X)$ and $R^{(t)} |Y - \bar{m}(X; \bar{\alpha}_{t, \text{WL}}^{(k)})|$, where $\omega(k, X; \bar{\gamma}_{\text{CAL}}) |f_{j_1}(X) f_{j_2}(X)| \leq B_0^2 B_1$ by Assumptions 1(i)-(ii), and $R^{(t)} |Y - \bar{m}(X; \bar{\alpha}_{t, \text{WL}}^{(k)})|$ is subgaussian by Assumption 2(i). Applying Lemma 15 of Tan (2020b) (with $c_1 = c_2 = B_0^2 B_1 \sigma_0$) yields

$$P \left(|\tilde{E} a_k - E a_k| > t \right) \leq 2 \exp \left\{ -\frac{nt^2}{8(B_0^4 B_1^2 \sigma_0^2 + B_0^4 B_1^2 \sigma_0^2)} \right\}.$$

Combining all the inequalities yields

$$P \left(\sup_{j_1, j_2=0, 1, \dots, p} \|(\tilde{\Sigma}_{\alpha 1})_{j_1, j_2} - (\Sigma_{\alpha 1})_{j_1, j_2}\|_{\text{op}} > t \right) \leq 2(K - 1)(p + 1)^2 \exp \left\{ -\frac{nt^2}{8(B_0^4 B_1^2 \sigma_0^2 + B_0^4 B_1^2 \sigma_0^2)} \right\}.$$

The proof is completed by setting the right-hand side of the preceding inequality to $2\epsilon^2$. \square

In the following, we give the proof of Theorem 3.

Proof. Denote $\hat{\varphi}_t^{(k)} = \varphi_t^{(k)}(Y, T, X; \hat{\alpha}_{t, \text{RWL}}^{(k)}, \hat{\gamma}_{\text{RCAL}})$ and $\bar{\varphi}_t^{(k)} = \varphi_t^{(k)}(Y, T, X; \bar{\alpha}_{t, \text{WL}}^{(k)}, \bar{\gamma}_{\text{CAL}})$. Then

$$\hat{\mu}_t(\hat{m}_{\text{RWL}}^\#, \hat{\pi}_{\text{RCAL}}) = \tilde{E} \left\{ R^{(t)} Y + \sum_{k \neq t} \hat{\varphi}_t^{(k)} \right\}.$$

Consider the following decomposition,

$$\begin{aligned} \hat{\varphi}_t^{(k)} - \bar{\varphi}_t^{(k)} &= \{\hat{m}(t, X; \hat{\alpha}_t^{(k)}) - \bar{m}(t, X; \bar{\alpha}_t^{(k)})\} \left\{ R^{(k)} - R^{(t)} \omega(k, X; \bar{\gamma}_{\text{CAL}}) \right\} \\ &\quad + R^{(t)} \{Y - \bar{m}(t, X; \bar{\alpha}_t^{(k)})\} \{\omega(k, X; \hat{\gamma}_{\text{RCAL}}) - \omega(k, X; \bar{\gamma}_{\text{CAL}})\} \\ &\quad + \{\hat{m}(t, X; \hat{\alpha}_t^{(k)}) - \bar{m}(t, X; \bar{\alpha}_t^{(k)})\} \left\{ R^{(t)} \omega(k, X; \bar{\gamma}_{\text{CAL}}) - R^{(t)} \omega(k, X; \hat{\gamma}_{\text{RCAL}}) \right\}, \end{aligned} \quad (\text{S50})$$

denoted as $\delta_{1k} + \delta_{2k} + \delta_{3k}$.

We show that in the event $\Omega_{\gamma_1} \cap \Omega_{\gamma_2} \cap \Omega_{\alpha_1} \cap \Omega_2 \cap \Omega_1$, inequality (48) holds as in Theorem 3. The estimator $\hat{\mu}_t(\hat{m}_{\text{RWL}}^\#, \hat{\pi}_{\text{RCAL}})$ can be decomposed as

$$\hat{\mu}_t(\hat{m}_{\text{RWL}}^\#, \hat{\pi}_{\text{RCAL}}) = \bar{\mu}_t(\bar{m}_{\text{WL}}^\#, \bar{\pi}_{\text{CAL}}) + \Delta_1 + \Delta_2,$$

where

$$\begin{aligned} \Delta_1 &= \sum_{k \neq t} \tilde{E}(\delta_{1k} + \delta_{3k}) = \sum_{j=0}^p \sum_{k \neq t} (\hat{\alpha}_{jt}^{(k)} - \bar{\alpha}_{jt}^{(k)}) \tilde{E} \left[\{R^{(k)} - R^{(t)} \omega(k, X; \hat{\gamma}_{\text{CAL}})\} f_j(X) \right], \\ \Delta_2 &= \sum_{k \neq t} \tilde{E}(\delta_{2k}) = \sum_{k \neq t} \tilde{E} \left[R^{(t)} \{Y - \bar{m}(t, X; \bar{\alpha}_{t, \text{WL}}^{(k)})\} \{\omega(k, X; \hat{\gamma}_{\text{RCAL}}) - \omega(k, X; \bar{\gamma}_{\text{CAL}})\} \right]. \end{aligned}$$

First, Δ_1 can be bounded by Holder's inequality as

$$|\Delta_1| \leq \left\{ \sup_{j=0,1,\dots,p} \left\| \tilde{E} \left[\{R^{(k)} - R^{(t)} \omega(k, X; \hat{\gamma}_{\text{RCAL}}) : k \neq t\}^T f_j(X) \right] \right\|_2 \right\} \times \|\hat{\alpha}_{t, \text{RWL}}^\# - \bar{\alpha}_{t, \text{WL}}^\#\|_{2,1},$$

Then, in the event $\Omega_{\gamma_1} \cap \Omega_{\gamma_2} \cap \Omega_{\alpha_1} \cap \Omega_2$, we have

$$|\Delta_1| \leq A_1 \tilde{\lambda}_1 \times (A_2 - 1)^{-1} M_2 \{|S_\gamma| \tilde{\lambda}_1 + |S_{\alpha_t}| \tilde{\lambda}_2\} \quad (\text{S51})$$

by Karush-Kuhn-Tucker conditions and inequality (S36) along with the definition of M_2 . Furthermore, a second-order Taylor expansion of Δ_2 yields

$$\begin{aligned} \Delta_2 &= \sum_{k \neq t} b_k^T \tilde{E} \left[R^{(t)} \{Y - \bar{m}(t, X; \bar{\alpha}_{t, \text{WL}}^{(k)})\} \omega(k, X; \bar{\gamma}_{\text{CAL}}) f(X) \right] \\ &\quad + \sum_{k \neq t} b_k^T \tilde{E} \left[R^{(t)} \{Y - \bar{m}(t, X; \bar{\alpha}_{t, \text{WL}}^{(k)})\} e^{u \hat{h}_k + (1-u) \bar{h}_k} f(X) f^T(X) \right] b_k / 2, \end{aligned}$$

denoted as $\Delta_{21} + \Delta_{22}$, where $u \in (0, 1)$, $b_k = \hat{\gamma}_{k,\text{RCAL}} - \bar{\gamma}_{k,\text{CAL}}$ and $\hat{h}_k = \hat{\gamma}_{k,\text{RCAL}}^\top f(X)$ and $\bar{h}_k = \bar{\gamma}_{k,\text{CAL}}^\top f(X)$. By direct calculation, we have

$$\begin{aligned} |\Delta_{21}| &= \left| \sum_{j=0}^p \sum_{k \neq t} b_{jk} \tilde{\text{E}} \left[R^{(t)} \{Y - \bar{m}(t, X; \bar{\alpha}_{t,\text{WL}}^{(k)})\} \omega(k, X; \bar{\gamma}_{\text{CAL}}) f_j(X) \right] \right| \\ &\leq \sum_{j=0}^p \left\{ \|b_{j\cdot}\|_2 \times \left\| \tilde{\text{E}} \left[R^{(t)} \{(Y - \bar{m}(t, X; \bar{\alpha}_{t,\text{WL}}^{(k)})\} \omega(k, X; \bar{\gamma}_{\text{CAL}}) : k \neq t\}^\top f_j(X) \right] \right\|_2 \right\} \\ &\leq \sum_{j=0}^p \|b_{j\cdot}\|_2 \times \left\{ \sup_{j=0,1,\dots,p} \left\| \tilde{\text{E}} \left[R^{(t)} \{(Y - \bar{m}(t, X; \bar{\alpha}_{t,\text{WL}}^{(k)})\} \omega(k, X; \bar{\gamma}_{\text{CAL}}) : k \neq t\}^\top f_j(X) \right] \right\|_2 \right\}, \end{aligned}$$

where $b_{j\cdot} = (b_{jk} : k \neq t)^\top$ and the last two steps follow from the Cauchy–Schwartz inequality and Holder’s inequality, respectively. Then, in the event $\Omega_{\gamma_1} \cap \Omega_{\gamma_2} \cap \Omega_{\alpha_1}$, we have

$$|\Delta_{21}| \leq (A_1 - 1)^{-1} M_1 |S_\gamma| \tilde{\lambda}_1 \times \tilde{\lambda}_2, \quad (\text{S52})$$

by inequalities (38) and (S18). The term Δ_{22} can be bounded as

$$|\Delta_{22}| \leq e^{B_0 \|\hat{\gamma}_{\text{RCAL}} - \bar{\gamma}_{\text{CAL}}\|_{2,1}} \sum_{k \neq t} \tilde{\text{E}} \left[R^{(t)} \omega(k, X; \bar{\gamma})_{\text{CAL}} |Y - \bar{m}(t, X; \bar{\alpha}_{t,\text{WL}}^{(k)})| d_k^2 \right] / 2 \quad (\text{S53})$$

by inequality (S7), where $d_k = \hat{h}_k - \bar{h}_k$. By direct calculation, we find

$$\begin{aligned} &(\tilde{\text{E}} - \text{E}) \left[\sum_{k \neq t} R^{(t)} \omega(k, X; \bar{\gamma}_{\text{CAL}}) |Y - \bar{m}(t, X; \bar{\alpha}_{t,\text{WL}}^{(k)})| d_k^2 \right] \\ &= (\tilde{\text{E}} - \text{E}) \left[\sum_{j_1, j_2=0,1,\dots,p} b_{j_1}^\top A f_{j_1}(X) f_{j_2}(X) b_{j_2} \right] \\ &\leq \left\{ \sup_{j_1, j_2=0,1,\dots,p} \left\| \tilde{\text{E}} [A f_{j_1}(X) f_{j_2}(X)] - \text{E} [A f_{j_1}(X) f_{j_2}(X)] \right\|_{\text{op}} \right\} \times \left(\sum_{j=0}^p \|b_{j\cdot}\|_2 \right)^2, \end{aligned}$$

where $A = \text{diag}\{R^{(t)} \omega(k, X; \bar{\gamma}_{\text{CAL}}) |Y - \bar{m}(t, X; \bar{\alpha}_{t,\text{WL}}^{(k)})| : k \neq t\}$ and the last step follows from the Cauchy–Schwartz inequality. Then, in the event Ω_1 , we have

$$(\tilde{\text{E}} - \text{E}) \left[\sum_{k \neq t} R^{(t)} \omega(k, X; \bar{\gamma}_{\text{CAL}}) |Y - \bar{m}(t, X; \bar{\alpha}_{t,\text{WL}}^{(k)})| d_k^2 \right] \leq \sigma_0 \tilde{\lambda}_1 \times \|\hat{\gamma}_{\text{RCAL}} - \bar{\gamma}_{\text{CAL}}\|_{2,1}^2 \quad (\text{S54})$$

by inequalities (S49). By Assumption 2(i) and Lemma 17 of Tan (2020b), we have $\text{E}\{[Y - \bar{m}(t, X; \bar{\alpha}_{t,\text{WL}}^{(k)})]^2 | X\} \leq 2\sigma_0^2$, and hence $\text{E}[|Y - \bar{m}(t, X; \bar{\alpha}_{t,\text{WL}}^{(k)})| | X] \leq \sqrt{2}\sigma_0$, which leads to

$$\text{E} \left[\sum_{k \neq t} R^{(t)} \omega(k, X; \bar{\gamma}_{\text{CAL}}) |Y - \bar{m}(t, X; \bar{\alpha}_{t,\text{WL}}^{(k)})| d_k^2 \right] \leq \sqrt{2}\sigma_0 \sum_{k \neq t} \text{E} \left[R^{(t)} \omega(k, X; \bar{\gamma}_{\text{CAL}}) d_k^2 \right]. \quad (\text{S55})$$

By direct calculation, we find

$$\begin{aligned} (\tilde{\mathbb{E}} - \mathbb{E}) \left[R^{(t)} \omega(k, X; \bar{\gamma}) d_k^2 \right] &= (\tilde{\mathbb{E}} - \mathbb{E}) \left[\sum_{j_1, j_2=0,1,\dots,p} b_{j_1}^T \cdot \text{diag}\{R^{(t)} \omega(X; \bar{\gamma}_{\text{CAL}})\} b_{j_2} \right] \\ &\leq \left\{ \sup_{j_1, j_2=0,1,\dots,p} \|(\tilde{\Sigma}_\gamma)_{j_1, j_2} - (\Sigma_\gamma)_{j_1, j_2}\|_{\text{op}} \right\} \times \left(\sum_{j=0}^p \|b_j\|_2 \right)^2, \end{aligned}$$

where the last step follows from the Cauchy–Schwartz inequality. In the event Ω_{γ_2} , we have

$$(\tilde{\mathbb{E}} - \mathbb{E}) \left[R^{(t)} \omega(k, X; \bar{\gamma}_{\text{CAL}}) d_k^2 \right] \leq \tilde{\lambda}_1 \times \|\hat{\gamma}_{\text{RCAL}} - \bar{\gamma}_{\text{CAL}}\|_{2,1}^2 \quad (\text{S56})$$

by inequalities (S2). Collecting inequalities (S53)–(S56) gives

$$\begin{aligned} |\Delta_{22}| &\leq (1/2) e^{B_0 \|\hat{\gamma}_{\text{RCAL}} - \bar{\gamma}_{\text{CAL}}\|_{2,1}} \left\{ (\sqrt{2} + 1) \sigma_0 \tilde{\lambda}_1 \|\hat{\gamma}_{\text{RCAL}} - \bar{\gamma}_{\text{CAL}}\|_{2,1}^2 \right. \\ &\quad \left. + \sqrt{2} \sigma_0 \sum_{k \neq t} \tilde{\mathbb{E}} \left[R^{(t)} \omega(k, X; \bar{\gamma}_{\text{CAL}}) d_k^2 \right] \right\}. \end{aligned}$$

Then, inequalities (38) and (S21) yield

$$|\Delta_{22}| \leq (1/2) e^{\eta_{1,3}} \left\{ (\sqrt{2} + 1) \sigma_0 \eta_{1,4} |S_\gamma| \tilde{\lambda}_1^2 + \sqrt{2} \sigma_0 e^{\eta_{1,3}} M_1 |S_\gamma| \tilde{\lambda}_1^2 \right\}, \quad (\text{S57})$$

where $\eta_{1,4} = (A_1 - 1)^{-2} M_1^2 \eta_1$. Then (48) follows by collecting inequalities (S51), (S52), and (S57).

□

I.4 Proof of Theorem 4

Using $a^2 - b^2 = 2(a - b)b + (a - b)^2$ and the Cauchy–Schwartz inequality, we find

$$|\tilde{\mathbb{E}}(\hat{\varphi}_{tc}^2 - \bar{\varphi}_{tc}^2)| \leq 2\tilde{\mathbb{E}}^{1/2}(\bar{\varphi}_{tc}^2) \tilde{\mathbb{E}}^{1/2}\{(\hat{\varphi}_{tc} - \bar{\varphi}_{tc})^2\} + \tilde{\mathbb{E}}\{(\hat{\varphi}_{tc} - \bar{\varphi}_{tc})^2\}. \quad (\text{S58})$$

Using $\hat{\varphi}_{tc} = \hat{\varphi}_t - \hat{\mu}_t(\hat{m}_{\text{RWL}}^\#, \hat{\pi}_{\text{RCAL}})$ and $\bar{\varphi}_{tc} = \bar{\varphi}_t - \bar{\mu}_t(\bar{m}_{\text{WL}}^\#, \bar{\pi}_{\text{CAL}})$, we find

$$\tilde{\mathbb{E}}\{(\hat{\varphi}_{tc} - \bar{\varphi}_{tc})^2\} \leq 2\tilde{\mathbb{E}}\{(\hat{\varphi}_t - \bar{\varphi}_t)^2\} + 2|\hat{\mu}_t(\hat{m}_{\text{RWL}}^\#, \hat{\pi}_{\text{RCAL}}) - \bar{\mu}_t(\bar{m}_{\text{WL}}^\#, \bar{\pi}_{\text{CAL}})|^2. \quad (\text{S59})$$

To control $\tilde{\mathbb{E}}\{(\hat{\varphi}_t - \bar{\varphi}_t)^2\}$, we use the decomposition (S50), denoted as $\delta_{1k} + \delta_{2k} + \delta_{3k}$. Then, by the Cauchy–Schwartz inequality, we have

$$\begin{aligned} \tilde{\mathbb{E}}\{(\hat{\varphi}_t - \bar{\varphi}_t)^2\} &= \tilde{\mathbb{E}} \left\{ \left[\sum_{k \neq t} \delta_{1k} + \sum_{k \neq t} \delta_{2k} + \sum_{k \neq t} \delta_{3k} \right]^2 \right\} \\ &\leq 3(K - 1) \sum_{k \neq t} \tilde{\mathbb{E}}(\delta_{1k}^2) + 3(K - 1) \sum_{k \neq t} \tilde{\mathbb{E}}(\delta_{2k}^2) + 3(K - 1) \sum_{k \neq t} \tilde{\mathbb{E}}(\delta_{3k}^2). \end{aligned} \quad (\text{S60})$$

Denote $d_k = \hat{h}_k - \bar{h}_k$ with $\hat{h}_k = \hat{\gamma}_{k, \text{RCAL}}^T f(X)$ and $\bar{h}_k = \bar{\gamma}_{k, \text{CAL}}^T f(X)$ for $k \neq t$. In the following, we upper bound the right-hand side of the preceding inequality in three steps.

First, by the mean value equation (S23), inequality (S7) and Assumptions 1(i) and 1(ii), we have

$$\begin{aligned}
\sum_{k \neq t} \tilde{\mathbb{E}}(\delta_{2k}^2) &= \sum_{k \neq t} \tilde{\mathbb{E}} \left[R^{(t)} \{Y - \bar{m}(t, X; \bar{\alpha}_{t, \text{WL}}^{(k)})\}^2 \{\omega(k, X; \hat{\gamma}_{\text{RCAL}}) - \omega(k, X; \bar{\gamma}_{\text{CAL}})\}^2 \right] \\
&\leq B_1 e^{2B_0 \|\hat{\gamma}_{\text{RCAL}} - \bar{\gamma}_{\text{CAL}}\|_{2,1}} \sum_{k \neq t} \tilde{\mathbb{E}} \left[R^{(t)} \omega(k, X; \bar{\gamma}_{\text{CAL}}) \{Y - \bar{m}(t, X; \bar{\alpha}_{t, \text{WL}}^{(k)})\}^2 d_k^2 \right]. \quad (\text{S61}) \\
&\leq B_1 e^{2B_0 \|\hat{\gamma}_{\text{RCAL}} - \bar{\gamma}_{\text{CAL}}\|_{2,1}} \left\{ 3\sigma_0^2 \tilde{\lambda}_1 \|\hat{\gamma}_{\text{RCAL}} - \bar{\gamma}_{\text{CAL}}\|_{2,1}^2 + 2\sigma_0^2 e^{\eta_{1,3}} M_1 |S_\gamma| \tilde{\lambda}_1^2 \right\},
\end{aligned}$$

where the last inequality follows from inequality (S30) and (S21). Second, writing $\omega(k, X; \hat{\gamma}_{\text{RCAL}}) - \omega(k, X; \bar{\gamma}_{\text{CAL}}) = \omega(k, X; \bar{\gamma}_{\text{CAL}})(e^{d_k} - 1)$ and using inequality (S7) and Assumptions 1(i) and 1(ii), we have

$$\begin{aligned}
\sum_{k \neq t} \tilde{\mathbb{E}}(\delta_{3k}^2) &= \sum_{k \neq t} \tilde{\mathbb{E}} \left[R^{(t)} \{\hat{m}(t, X; \hat{\alpha}_{t, \text{RWL}}^{(k)}) - \bar{m}(t, X; \bar{\alpha}_{t, \text{WL}}^{(k)})\}^2 \{\omega(k, X; \hat{\gamma}_{\text{RCAL}}) - \omega(k, X; \bar{\gamma}_{\text{CAL}})\}^2 \right] \\
&\leq B_1 (1 + e^{B_0 \|\hat{\gamma}_{\text{RCAL}} - \bar{\gamma}_{\text{CAL}}\|_{2,1}})^2 \sum_{k \neq t} \tilde{\mathbb{E}} \left[R^{(t)} \omega(k, X; \bar{\gamma}_{\text{CAL}}) \{\hat{m}(t, X; \hat{\alpha}_{t, \text{RWL}}^{(k)}) - \bar{m}(t, X; \bar{\alpha}_{t, \text{WL}}^{(k)})\}^2 \right] \\
&\leq B_1 (1 + e^{B_0 \|\hat{\gamma}_{\text{RCAL}} - \bar{\gamma}_{\text{CAL}}\|_{2,1}})^2 e^{\eta_{1,3}} M_2 \{|S_\gamma| \tilde{\lambda}_1 \tilde{\lambda}_2 + |S_{\alpha_t}| \tilde{\lambda}_2^2\}, \quad (\text{S62})
\end{aligned}$$

where last inequality follows from inequality (40) along with the definition of M_2 . Third, using Assumptions 1(i) and 1(ii), we also have

$$\begin{aligned}
\sum_{k \neq t} \tilde{\mathbb{E}}(\delta_{1k}^2) &= \sum_{k \neq t} \tilde{\mathbb{E}} \left[\{\hat{m}(t, X; \hat{\alpha}_{t, \text{RWL}}^{(k)}) - \bar{m}(t, X; \bar{\alpha}_{t, \text{WL}}^{(k)})\}^2 \{R^{(k)} - R^{(t)}\}^2 \right] \\
&\leq (1 + B_1)^2 \sum_{j_1=0}^p \sum_{j_2=0}^p (\hat{\alpha}_{j_1 t, \text{RWL}}^\# - \bar{\alpha}_{j_1 t, \text{WL}}^\#)^\top \tilde{\mathbb{E}}[f_{j_1}(X) f_{j_2}(X)] (\hat{\alpha}_{j_2 t, \text{RWL}}^\# - \bar{\alpha}_{j_2 t, \text{WL}}^\#) \\
&\leq (1 + B_1)^2 B_0^2 \|\hat{\alpha}_{t, \text{RWL}}^\# - \bar{\alpha}_{t, \text{WL}}^\#\|_{2,1}^2 \quad (\text{S63}) \\
&\leq (1 + B_1)^2 B_0^2 (A_2 - 1)^{-2} M_2^2 \{|S_\gamma| \tilde{\lambda}_1 + |S_{\alpha_t}| \tilde{\lambda}_2\}^2,
\end{aligned}$$

where the last inequality follows from inequality (40) along with the definition of M_2 . Inequality (49) follows by collecting inequalities (S58)-(S63) and applying (S24) for bounding $\|\hat{\gamma}_{\text{RCAL}} - \bar{\gamma}_{\text{CAL}}\|_{2,1}$ and (48) for bounding $|\hat{\mu}_t(\hat{m}_{\text{RWL}}^\#, \hat{\pi}_{\text{RCAL}}) - \bar{\mu}_t(\bar{m}_{\text{WL}}^\#, \bar{\pi}_{\text{CAL}})|$.

I.5 Proof of Theorem 5

We use the decomposition (S50) and handle the three terms $\sum_{k \neq t} \tilde{\mathbb{E}}(\delta_{1k})$, $\sum_{k \neq t} \tilde{\mathbb{E}}(\delta_{2k})$, and $\sum_{k \neq t} \tilde{\mathbb{E}}(\delta_{3k})$ separately.

First, inequalities (S52) and (S57) in the proof of Theorem 3 gives

$$\left| \sum_{k \neq t} \tilde{\mathbb{E}}(\delta_{2k}) \right| \leq (A_2 - 1)^{-1} M_1 |S_\gamma| \tilde{\lambda}_1 \tilde{\lambda}_2 + (1/2) e^{\eta_{1,3}} \{(\sqrt{2} + 1) \sigma_0 \eta_{1,4} + \sqrt{2} \sigma_0 e^{\eta_{1,3}} M_1\} |S_\gamma| \tilde{\lambda}_1^2. \quad (\text{S64})$$

By the mean value equation (S23), inequality (S7) and the Cauchy–Schwartz inequality, the term $\sum_{k \neq t} \tilde{\mathbb{E}}(\delta_{3k})$ can be bounded as

$$\begin{aligned} \left| \sum_{k \neq t} \tilde{\mathbb{E}}(\delta_{3k}) \right| &\leq e^{B_0 \|\hat{\gamma}_{\text{RCAL}} - \bar{\gamma}_{\text{CAL}}\|_{2,1}} \left[\sum_{k \neq t} \tilde{\mathbb{E}}\{R^{(t)}\omega(k, X; \bar{\gamma}_{\text{CAL}})d_k^2\} \right]^{1/2} \\ &\quad \times \left(\sum_{k \neq t} \tilde{\mathbb{E}}[R^{(t)}\omega(k, X; \bar{\gamma}_{\text{CAL}})\{\hat{m}(t, X; \hat{\alpha}_{t, \text{RWL}}^{(k)}) - \bar{m}(t, X; \bar{\alpha}_{t, \text{WL}}^{(k)})\}^2] \right)^{1/2}, \end{aligned} \quad (\text{S65})$$

where $d_k = \hat{h}_k - \bar{h}_k$ with $\hat{h}_k = \hat{\gamma}_{k, \text{RCAL}}^\top f(X)$ and $\bar{h}_k = \bar{\gamma}_{k, \text{CAL}}^\top f(X)$ for $k \neq t$. Similarly as in Lemma S15 but arguing in the reverse direction by Assumptions 1(i) and 2(v), we find

$$\begin{aligned} \sum_{k \neq t} \tilde{\mathbb{E}}[R^{(t)}\omega(k, X; \bar{\gamma}_{\text{CAL}})\{\hat{m}(t, X; \hat{\alpha}_{t, \text{RWL}}^{(k)}) - \bar{m}(t, X; \bar{\alpha}_{t, \text{WL}}^{(k)})\}^2] &\leq e^{C_3 B_0 \|\hat{\alpha}_{t, \text{RWL}}^\# - \bar{\alpha}_{t, \text{WL}}^\#\|_{2,1}} \\ &\quad \times \sum_{k \neq t} \tilde{\mathbb{E}}[R^{(t)}\omega(k, X; \bar{\gamma}_{\text{CAL}})\psi_2(\bar{\eta}_k)\{\hat{m}(t, X; \hat{\alpha}_{t, \text{RWL}}^{(k)}) - \bar{m}(t, X; \bar{\alpha}_{t, \text{WL}}^{(k)})\}\{\hat{\eta}_k - \bar{\eta}_k\}] \\ &\leq e^{C_3 B_0 \|\hat{\alpha}_{t, \text{RWL}}^\# - \bar{\alpha}_{t, \text{WL}}^\#\|_{2,1}} C_1 D_{\text{WL}}^\dagger(\hat{\alpha}_{t, \text{RWL}}^\#, \bar{\alpha}_{t, \text{WL}}^\#, \bar{\gamma}_{\text{CAL}}), \end{aligned} \quad (\text{S66})$$

where $\hat{\eta}_k = \hat{\alpha}_{t, \text{RWL}}^{(k)\top} f(X)$, $\bar{\eta}_k = \bar{\alpha}_{t, \text{WL}}^{(k)\top} f(X)$ and the second inequality follows from Assumption 2(iii). Combining (S65), (S66), (S21), (S24) and (39) yields

$$\left| \sum_{k \neq t} \tilde{\mathbb{E}}(\delta_{3k}) \right| \leq e^{2\eta_{1,3} + C_3 B_0 \eta_3} M_1^{1/2} C_1 M_3^{1/2} (|S_\gamma| \tilde{\lambda}_1^2)^{1/2} (|S_\gamma| \tilde{\lambda}_1 \tilde{\lambda}_2 + |S_{\alpha_t}| \tilde{\lambda}_2^2)^{1/2}, \quad (\text{S67})$$

where M_3 is a constant such that the right-hand side of (39) is upper-bounded by $e^{\eta_{1,3}} M_3 (S_\gamma |\tilde{\lambda}_1 \tilde{\lambda}_2 + |S_{\alpha_t}| \tilde{\lambda}_2^2)$ and $\eta_3 = (A_2 - 1)^{-1} M_3 (S_\gamma |\tilde{\lambda}_1 + |S_{\alpha_t}| \tilde{\lambda}_2)$.

In the following, we derive a bound on $\sum_{k \neq t} \tilde{\mathbb{E}}(\delta_{1k})$, which can be decomposed as

$$\begin{aligned} \sum_{k \neq t} \tilde{\mathbb{E}}(\delta_{1k}) &= \sum_{k \neq t} (\tilde{\mathbb{E}} - \mathbb{E}) \left[\{\hat{m}(t, X; \hat{\alpha}_{t, \text{RWL}}^{(k)}) - \bar{m}(t, X; \bar{\alpha}_{t, \text{WL}}^{(k)})\} \{R^{(k)} - R^{(t)}\omega(k, X; \bar{\gamma}_{\text{CAL}})\} \right] \\ &\quad + \sum_{k \neq t} \mathbb{E} \left[\{\hat{m}(t, X; \hat{\alpha}_{t, \text{RWL}}^{(k)}) - \bar{m}(t, X; \bar{\alpha}_{t, \text{WL}}^{(k)})\} \{R^{(k)} - R^{(t)}\omega(k, X; \bar{\gamma}_{\text{CAL}})\} \right], \end{aligned}$$

denoted as $\Delta_{13} + \Delta_{14}$. By the mean value theorem, we have

$$\begin{aligned} \Delta_{14} &= \sum_{k \neq t} \mathbb{E} \left[\psi_2\{\tilde{\eta}_k\} \{\hat{\eta}_k - \bar{\eta}_k\} \{R^{(k)} - R^{(t)}\omega(k, X; \bar{\gamma}_{\text{CAL}})\} \right] \\ &= \sum_{j=0}^p \sum_{k \neq t} (\hat{\alpha}_{j t, \text{RWL}}^{(k)} - \bar{\alpha}_{j t, \text{WL}}^{(k)}) \tilde{\mathbb{E}} \left[\psi_2\{\tilde{\eta}_k\} \{R^{(k)} - R^{(t)}\omega(k, X; \bar{\gamma}_{\text{CAL}})\} f_j(X) \right], \end{aligned}$$

where $\tilde{\eta}_k$ lies between $\hat{\eta}_k$ and $\bar{\eta}_k$. Then, we have from the Cauchy–Schwartz inequality and inequality (39)

$$|\Delta_{14}| \leq \|\hat{\alpha}_{t, \text{RWL}}^\# - \bar{\alpha}_{t, \text{WL}}^\#\|_{2,1} \sup_{j=0,1,\dots,p} \|\mathbb{E}[\text{diag}\{\psi_2\{\tilde{h}_k\} : k \neq t\} g(X; \bar{\gamma}_{\text{CAL}}) f_j(X)]\|_2 \leq \eta_3 \Lambda(\eta_3), \quad (\text{S68})$$

where $g(X; \bar{\gamma}_{\text{CAL}}) = (g_k : k \neq t)^\top$ with $g_k = R^{(t)}\omega(k, X; \bar{\gamma}_{\text{CAL}}) - R^{(k)}$. Moreover, applying Lemma S19 shown below yields

$$|\Delta_{13}| \leq 2C_1 e^{B_0 C_3 \eta_3} \eta_3 \tilde{\lambda}_1. \quad (\text{S69})$$

Then (50) follows by combining (S64), (S67), (S68) and (S69).

Lemma S19. For $r \geq 0$, denote by Ω_3 the event that

$$\begin{aligned} & \sup_{\|\alpha_t^\# - \bar{\alpha}_{t, \text{WL}}^\#\|_{2,1} \leq r} \left| (\tilde{\mathbb{E}} - \mathbb{E}) \sum_{k \neq t} \{m(t, X; \alpha_t^{(k)}) - \bar{m}(t, X; \bar{\alpha}_{t, \text{WL}}^{(k)})\} \{R^{(k)} - R^{(t)}\omega(k, X; \bar{\gamma}_{\text{CAL}})\} \right| \\ & \leq 2rC_1 e^{B_0 C_3 r} \tilde{\lambda}_1. \end{aligned} \quad (\text{S70})$$

Under Assumptions 1(i), 1(ii), 2(iii) and 2(v), if

$$\tilde{\lambda}_1 \geq \sqrt{3/\log(2)} B_0 B_1 \sqrt{\{(2/3)(K-1) + \log[(p+1)/\epsilon]\}/n},$$

then $\mathbb{P}(\Omega_3) > 1 - \epsilon$.

Proof. Denote

$$q(T, X; \alpha_t^\#) = \sum_{k \neq t} \{m(t, X; \alpha_t^{(k)}) - \bar{m}(t, X; \bar{\alpha}_{t, \text{WL}}^{(k)})\} \{R^{(k)} - R^{(t)}\omega(k, X; \bar{\gamma}_{\text{CAL}})\}.$$

By the mean value theorem, we have

$$\begin{aligned} q(T, X; \alpha_t^\#) &= \sum_{k \neq t} \psi_2\{\tilde{\eta}_k\} \{\eta_k - \bar{\eta}_k\} \{R^{(k)} - R^{(t)}\omega(k, X; \bar{\gamma}_{\text{CAL}})\} \\ &= \sum_{j=0}^p \sum_{k \neq t} (\alpha_{jt}^{(k)} - \bar{\alpha}_{jt, \text{WL}}^{(k)}) \psi_2\{\tilde{\eta}_k\} \{R^{(k)} - R^{(t)}\omega(k, X; \bar{\gamma}_{\text{CAL}})\} f_j(X), \end{aligned}$$

where $\eta_k = \alpha_t^{(k)\top} f(X)$, $\bar{\eta}_k = \bar{\alpha}_{t, \text{WL}}^{(k)\top} f(X)$, $\tilde{\eta}_k = \tilde{\alpha}_t^{(k)\top} f(X)$ with $\tilde{\alpha}_t^{(k)}$ lying between $\alpha_t^{(k)}$ and $\bar{\alpha}_{t, \text{WL}}^{(k)}$.

Then we have from Holder's inequality

$$\begin{aligned} & |(\tilde{\mathbb{E}} - \mathbb{E})\{q(T, X; \alpha_t^\#)\}| \\ & \leq \|\alpha_t^\# - \bar{\alpha}_{t, \text{WL}}^\#\|_{2,1} \sup_{j=0,1,\dots,p} \|(\tilde{\mathbb{E}} - \mathbb{E})[\text{diag}\{\psi_2\{\tilde{\eta}_k\} : k \neq t\} g(X; \bar{\gamma}_{\text{CAL}}) f_j(X)]\|_2. \end{aligned}$$

Denote $\nu_j = \text{diag}\{\psi_2\{\tilde{\eta}_k\} : k \neq t\} g(X; \bar{\gamma}_{\text{CAL}}) f_j(X)$. By the definition of the operator norm, we find

$$\|\nu_j\|_2 \leq \|\text{diag}\{\psi_2\{\tilde{\eta}_k\} : k \neq t\}\|_{\text{op}} \times \|g(X; \bar{\gamma}_{\text{CAL}}) f_j(X)\|_2 \leq \|\text{diag}\{\psi_2\{\tilde{\eta}_k\} : k \neq t\}\|_{\text{op}} \times B_0 B_1, \quad (\text{S71})$$

where the second inequality follows from Assumption 1(i) and 1(ii). By Assumption 2(v) and 2(iii), we have

$$\psi_2\{\tilde{\eta}_k\} \leq \psi_2\{\bar{\eta}_k\} e^{C_3|\tilde{\eta}_k - \bar{\eta}_k|} \leq C_1 e^{C_3 B_0 \|\tilde{\alpha}_t^{(k)} - \bar{\alpha}_{t,\text{WL}}^{(k)}\|_1} \leq C_1 e^{C_3 B_0 \|\alpha_t^\# - \bar{\alpha}_{t,\text{WL}}^\#\|_{2,1}}. \quad (\text{S72})$$

Collecting inequalities (S71) and (S72) yields $\|\nu_j\|_2 \leq B_0 B_1 C_1 e^{B_0 C_3 r}$, which implies that ν_j is a sub-gaussian random vector with parameter $\log^{-1}(2) B_0^2 B_1^2 C_1^2 e^{2B_0 C_3 r}$. Then, the proof is completed by similar steps as in the proof of Lemma S1. \square

I.6 Proof of Theorem 6

The proof is similar to that of Theorem 4. First, (S61) for $\sum_{k \neq t} \tilde{\text{E}}(\delta_{2k}^2)$ remains valid. Applying (S24) to inequality (S61) gives

$$\sum_{k \neq t} \tilde{\text{E}}(\delta_{2k}^2) \leq B_1 e^{2\eta_{1,3}} \{3\sigma_0^2 (A_1 - 1)^{-2} M_1^2 \eta_1 + 2\sigma_0^2 e^{\eta_{1,3}} M_1\} |S_\gamma| \tilde{\lambda}_1^2. \quad (\text{S73})$$

Second, combining (S62) and (S66) yields

$$\sum_{k \neq t} \tilde{\text{E}}(\delta_{3k}^2) \leq B_1 (1 + e^{B_0 \|\hat{\gamma}_{\text{RCAL}} - \bar{\gamma}_{\text{CAL}}\|_{2,1}})^2 e^{C_3 B_0 \|\hat{\alpha}_{t,\text{RWL}}^\# - \bar{\alpha}_{t,\text{WL}}^\#\|_{2,1}} C_1 D_{\text{WL}}^\dagger(\hat{\alpha}_{t,\text{RWL}}^\#, \bar{\alpha}_{t,\text{WL}}^\#; \bar{\gamma}_{\text{CAL}}).$$

Applying (S24) and (39) along with the definition of η_3 and M_3 to the preceding inequality yields

$$\sum_{k \neq t} \tilde{\text{E}}(\delta_{3k}^2) \leq B_1 (1 + e^{\eta_{1,3}})^2 e^{\eta_{1,3} + C_3 B_0 \eta_3} C_1 M_3 (|S_\gamma| \tilde{\lambda}_1 \tilde{\lambda}_2 + |S_{\alpha_t}| \tilde{\lambda}_2^2). \quad (\text{S74})$$

Third, similarly as in (S63) and (S66), we have

$$\begin{aligned} \sum_{k \neq t} \tilde{\text{E}}(\delta_{1k}^2) &= \sum_{k \neq t} \tilde{\text{E}} \left[\left\{ \hat{m}(t, X; \hat{\alpha}_{t,\text{RWL}}^{(k)}) - \bar{m}(t, X; \bar{\alpha}_{t,\text{WL}}^{(k)}) \right\}^2 \left\{ R^{(k)} - R^{(t)} \omega(k, X; \bar{\gamma}_{\text{CAL}}) \right\}^2 \right] \\ &\leq (1 + B_1)^2 e^{2C_3 B_0 \|\hat{\alpha}_{t,\text{RWL}}^\# - \bar{\alpha}_{t,\text{WL}}^\#\|_{2,1}} C_1^2 \sum_{k \neq t} \tilde{\text{E}} \{ (\hat{\eta}_k - \bar{\eta}_k)^2 \} \\ &\leq (1 + B_1)^2 e^{2C_3 B_0 \|\hat{\alpha}_{t,\text{RWL}}^\# - \bar{\alpha}_{t,\text{WL}}^\#\|_{2,1}} B_0^2 C_1^2 \|\hat{\alpha}_{t,\text{RWL}}^\# - \bar{\alpha}_{t,\text{WL}}^\#\|_{2,1}^2 \\ &\leq (1 + B_1)^2 e^{2C_3 B_0 \eta_3} B_0^2 C_1^2 (A_2 - 1)^{-2} M_3^2 (|S_\gamma| \tilde{\lambda}_1 + |S_{\alpha_t}| \tilde{\lambda}_2)^2, \end{aligned} \quad (\text{S75})$$

where $\hat{\eta}_k = \hat{\alpha}_{t,\text{RWL}}^{(k)\top} f(X)$ and $\bar{\eta}_k = \bar{\alpha}_{t,\text{WL}}^{(k)\top} f(X)$. Inequality (51) follows by collecting (S58)–(S60), (S73)–(S75) and applying (39) for bounding $|\hat{\mu}_t(\hat{m}_{\text{RWL}}^\#, \hat{\pi}_{\text{RCAL}}) - \bar{\mu}_t(\bar{m}_{\text{WL}}^\#, \bar{\pi}_{\text{CAL}})|$.

II Sum-to-zero constraint in PS estimation

In this section, we provide various material when using the sum-to-zero constraint in PS estimation. First, we give a correct proof showing $\sum_{k \in \mathcal{T}} \hat{\gamma}_{jk,\text{RML}} = 0$, as mentioned under equation (6), and $\sum_{k \in \mathcal{T}} \hat{\gamma}_{jk,\text{RCAL}} = 0$ for $j = 1, \dots, p$. Second, we discuss the KKT conditions. Third, we give the algorithm for computing $\hat{\gamma}_{\text{RCAL}}$. Fourth, we give the theoretical results.

II.1 Sum-to-zero relationship

Lemma S20. Denote $\hat{\gamma}$ as a minimizer of the following group-Lasso penalized objective function

$$\ell(\gamma) + \lambda \sum_{j=1}^p \|\gamma_{j\cdot}\|_2,$$

where $\gamma = (\gamma_k : k \in \mathcal{T})$ is a $(p+1) \times K$ matrix, $\gamma_{j\cdot} = (\gamma_{jk} : k \in \mathcal{T})^\top$ is the transpose of the row vector in γ , $\lambda > 0$ is a tuning parameter, and $\ell(\gamma)$ is a loss function of γ . If $\ell(\gamma)$ satisfies $\sum_{k \in \mathcal{T}} \partial \ell(\gamma) / \partial \gamma_k = 0$ for any γ , then $\sum_{k \in \mathcal{T}} \hat{\gamma}_{jk} = 0$ holds for $j = 1, \dots, p$.

Proof. If $\hat{\gamma}_{j\cdot} = 0$, the proof is completed. Otherwise, by the Karush–Kuhn–Tucker conditions, $\hat{\gamma}_{j\cdot}$ satisfies

$$\frac{\partial \ell(\gamma)}{\partial \gamma_{jk}} \Big|_{\gamma=\hat{\gamma}} + \lambda \frac{\hat{\gamma}_{jk}}{\|\hat{\gamma}_{j\cdot}\|_2} = 0, \quad k \in \mathcal{T}$$

for $j = 1, \dots, p$. Summing the two sides of the preceding equality over $k \in \mathcal{T}$ yields

$$\sum_{k \in \mathcal{T}} \frac{\partial \ell(\gamma)}{\partial \gamma_{jk}} \Big|_{\gamma=\hat{\gamma}} + \lambda \frac{\sum_{k \in \mathcal{T}} \hat{\gamma}_{jk}}{\|\hat{\gamma}_{j\cdot}\|_2} = 0.$$

Then, the proof is completed by the condition $\sum_{k \in \mathcal{T}} \partial \ell(\gamma) / \partial \gamma_k = 0$ for any γ . \square

Notice that $\sum_{k \in \mathcal{T}} \partial \ell_{\text{ML}}(\gamma) / \partial \gamma_k = \sum_{k \in \mathcal{T}} \tilde{\text{E}}[\{\pi(k, X; \gamma) - R^{(k)}\} f(X)] = 0$ and $\sum_{k \in \mathcal{T}} \partial \ell_{\text{CAL}}(\gamma) / \partial \gamma_k = \{1 - R^{(t)} / \pi(t, X; \gamma) + \sum_{k \neq t} R^{(t)} \pi(k, X; \gamma) / \pi(t, X; \gamma) - R^{(k)}\} f(X) = 0$. Then, by Lemma S20, we have $\sum_{k \in \mathcal{T}} \hat{\gamma}_{jk, \text{RML}} = 0$ and $\sum_{k \in \mathcal{T}} \hat{\gamma}_{jk, \text{RCAL}} = 0$ for $j = 1, \dots, p$.

II.2 KKT conditions

By the KKT conditions for minimization of $\ell_{\text{RCAL}}(\gamma)$ in (27) with the sum-to-zero constraint, the fitted propensity scores $\hat{\pi}_{\text{RCAL}}(k, X) = \pi(k, X; \hat{\gamma}_{\text{RCAL}})$, $k \in \mathcal{T}$, satisfy

$$\begin{aligned} \tilde{\text{E}} \left\{ 1 - \frac{R^{(t)}}{\hat{\pi}_{\text{RCAL}}(t, X)} \right\} &= 0, \quad \tilde{\text{E}} \left\{ R^{(t)} \frac{\hat{\pi}_{\text{RCAL}}(k, X)}{\hat{\pi}_{\text{RCAL}}(t, X)} - R^{(k)} \right\} = 0, \quad k \neq t, \\ \tilde{\text{E}}^2 \left[\left\{ 1 - \frac{R^{(t)}}{\hat{\pi}_{\text{RCAL}}(t, X)} \right\} f_j(X) \right] &+ \sum_{k \neq t} \tilde{\text{E}}^2 \left[\left\{ R^{(t)} \frac{\hat{\pi}_{\text{RCAL}}(k, X)}{\hat{\pi}_{\text{RCAL}}(t, X)} - R^{(k)} \right\} f_j(X) \right] \leq \lambda_1^2, \quad j = 1, \dots, p, \end{aligned}$$

where equality holds in the second line for any j such that the vector $\hat{\gamma}_{j\cdot, \text{RCAL}} = (\hat{\gamma}_{jk, \text{RCAL}} : k \in \mathcal{T})^\top$ is nonzero. Then the fitted propensity score $\hat{\pi}_{\text{RCAL}}(t, X)$ for treatment t satisfies equality (60), which indicates the inverse probability weights, $1/\hat{\pi}_{\text{RCAL}}(t, X_i)$ with $R_i^{(t)} = 1$, sum to the sample size n , and

$$\frac{1}{n} \left| \sum_{i=1}^n \frac{R_i^{(t)} f_j(X_i)}{\hat{\pi}_{\text{RCAL}}(t, X_i)} - \sum_{i=1}^n f_j(X_i) \right| \leq \lambda_1, \quad j = 1, \dots, p, \quad (\text{S76})$$

which indicates the weighted average of each covariate function $f_j(X_i)$ in the t th treated group may differ from the overall sample average of $f_j(X_i)$ by no more than λ_1 .

II.3 Algorithm for computing $\hat{\gamma}_{\text{RCAL}}$

Compared to the algorithm with one-to-zero constraint, the main difference is that the weight matrix $H(X; \gamma)$ in (31) is no longer diagonal since the loss function $\ell_{\text{CAL}}(\gamma)$ is not separable in $(\gamma_k : k \in \mathcal{T})$ as mentioned under equation (27). The non-diagonal matrix $H(X; \gamma)$ makes application of the majorization-minimization (MM) technique (Wu and Lange 2010) less straightforward than in Section 3.2. To solve the aforementioned problem, we show that the weight matrix $H(X; \gamma)$ can be dominated by a diagonal matrix.

The second-order Taylor expansion (31) still holds under the sum-to-zero constraint. But the definitions of $g(X; \gamma)$ and $H(X; \gamma)$ are changed to the following: $g(X; \gamma) = (g_k : k \in \mathcal{T})^\top$ with $g_t = 1 - R^{(t)}/\pi(t, X; \gamma)$ and $g_k = R^{(t)}\pi(k, X; \gamma) - R^{(k)}$ for $k \neq t$, and

$$H(X; \gamma) = \begin{pmatrix} \text{diag}\{\pi_{0:(t-1)}\} & -\pi_{0:(t-1)} & 0 \\ -\pi_{0:(t-1)}^\top & 1 - \pi(t, X; \gamma) & -\pi_{(t+1):(K-1)}^\top \\ 0 & -\pi_{(t+1):(K-1)} & \text{diag}\{\pi_{(t+1):(K-1)}\} \end{pmatrix} \quad (\text{S77})$$

with $\pi_{0:(t-1)} = (\pi(k, X; \gamma) : k = 0, 1, \dots, t-1)^\top$ and $\pi_{(t+1):(K-1)} = (\pi(k, X; \gamma) : k = t+1, \dots, K-1)^\top$.

Lemma S21. *For any X and γ , we have*

$$H(X; \gamma) \preceq 2 \text{diag}\{\pi_{0:(K-1)}^\top, 1 - \pi(t, X; \gamma), \pi_{(t+1):(K-1)}^\top\},$$

where $\pi_{0:(K-1)}$ and $\pi_{(t+1):(K-1)}$ are defined as in $H(X; \gamma)$ and $H_1 \preceq H_2$ indicates that $H_2 - H_1$ is nonnegative definite for two matrices H_1 and H_2 .

Proof. Let $D(X; \gamma) = 2 \text{diag}\{\pi_{0:(K-1)}^\top, 1 - \pi(t, X; \gamma), \pi_{(t+1):(K-1)}^\top\} - H(X; \gamma)$. It suffices to show that $D(X; \gamma)$ is diagonally dominant and thus positive-definite. By direct calculation, we have

$$D(X; \gamma) = \begin{pmatrix} \text{diag}\{\pi_{0:(t-1)}\} & \pi_{0:(t-1)} & 0 \\ \pi_{0:(t-1)}^\top & 1 - \pi(t, X; \gamma) & \pi_{(t+1):(K-1)}^\top \\ 0 & \pi_{(t+1):(K-1)} & \text{diag}\{\pi_{(t+1):(K-1)}\} \end{pmatrix}.$$

For each row of $D(X; \gamma)$, the diagonal entry is equal to the sum of all the other (non-diagonal) entries in the row. Thus $D(X; \gamma)$ is positive semi-definite, and so $H(X; \gamma) \preceq 2 \text{diag}\{\pi_{0:(K-1)}^\top, 1 - \pi(t, X; \gamma), \pi_{(t+1):(K-1)}^\top\}$. \square

Now if we consider $b_1 = \max_{i=1}^n 2\{1 - \pi(t, X_i; \tilde{\gamma})\}$, then preceding lemma gives us that $H(X_i; \tilde{\gamma}) \preceq b_1 I$, and I is the $K \times K$ identity matrix. Then, by replacing $g(X; \gamma)$ and b_1 in the update formula (33) with their new definitions here, we can still use Algorithm 1 for computing $\hat{\gamma}_{\text{RCAL}}$.

II.4 Theoretical results

First, we give the theoretical results of the estimation of regression coefficients γ . Second, we give the theoretical results of the estimation of regression coefficients α_t . Third, we give the theoretical results of the estimation of treatment means.

Estimation of regression coefficients γ . Compared to the analysis with one-to-zero constraint, the analysis with sum-to-zero constraint is more complex and this complexity mainly results from the Hessian matrix $R^{(t)}/\pi(t, X; \gamma)H(X; \gamma)$ with respect to the linear predictors is no longer diagonal, where $H(X; \gamma)$ is defined in (S77). For one-to-zero constraint in Section 3.2, $H(X; \gamma) = \text{diag}\{\pi(k, X; \gamma) : k \neq t\}$ is a $(K - 1) \times (K - 1)$ diagonal matrix.

Because the definition of $H(X; \gamma)$ is different here, all the analyses involving $H(X; \gamma)$ with one-to-zero constraint need to be modified. First, as discussed under equation (37), Assumption 1(iii) amounts to a compatibility condition on the Hessian matrix $\Sigma_\gamma = \text{E}[R^{(t)}/\pi(t, X; \bar{\gamma}_{\text{CAL}})H(X; \bar{\gamma}_{\text{CAL}}) \otimes f(X)f^T(X)]$, where $H(X; \gamma) = \text{diag}\{\pi(k, X; \gamma) : k \neq t\}$. For sum-to-zero constraint, the compatibility condition is defined as follows: for any $(p + 1) \times K$ matrix $b = (b_0, b_1, \dots, b_{K-1})$ satisfying

$$\sum_{k \in \mathcal{T}} b_k = 0 \quad \text{and} \quad \sum_{j \notin S_\gamma} \|b_j\|_2 \leq \xi_1 \sum_{j \in S_\gamma} \|b_j\|_2,$$

it holds that

$$\nu_1^2 \left(\sum_{j \in S_\gamma} \|b_j\|_2 \right)^2 \leq |S_\gamma| \text{E} \left\{ f^T(X) b \frac{R^{(t)}}{\pi(t, X; \bar{\gamma}_{\text{CAL}})} H(X; \bar{\gamma}_{\text{CAL}}) b^T f(X) \right\},$$

or equivalently by the definition of $H(X; \gamma)$ in (S77),

$$\nu_1^2 \left(\sum_{j \in S_\gamma} \|b_j\|_2 \right)^2 \leq |S_\gamma| \sum_{k \neq t} (b_k - b_t)^T \text{E} \left\{ R^{(t)} \omega(k, X; \bar{\gamma}_{\text{CAL}}) f(X) f^T(X) \right\} (b_k - b_t), \quad (\text{S78})$$

where $b_k = (b_{jk} : j = 0, 1, \dots, p)^T$ for $k \in \mathcal{T}$, $b_j = (b_{jk} : k \in \mathcal{T})^T$ is the transpose of the $(j + 1)$ th row vector in b , and $\omega(k, X; \gamma) = \pi(k, X; \gamma)/\pi(t, X; \gamma)$ with dependency on t suppressed. The sum-to-zero constraint $\sum_{k \in \mathcal{T}} b_k = 0$ is tied to the definition of $\hat{\gamma}_{\text{RCAL}}$ and $\bar{\gamma}_{\text{CAL}}$ satisfying the same constraint. As seen from the Taylor expansion (31), the right-hand side of (S78) can be expressed as $|S_\gamma| \text{vec}^T(b) \Sigma_{\gamma_1} \text{vec}(b)$, where $\text{vec}(b) = (b_0^T, b_1^T, \dots, b_{K-1}^T)^T$ and $\Sigma_{\gamma_1} = \text{E}[R^{(t)}/\pi(t, X; \bar{\gamma}_{\text{CAL}})H(X; \bar{\gamma}_{\text{CAL}}) \otimes f(X)f^T(X)]$ is the Hessian matrix of $\text{E}\{\ell_{\text{CAL}}(\gamma)\}$ at $\gamma = \bar{\gamma}_{\text{CAL}}$.

Second, Assumption 1(iv)(a) involved in Lemma S6 also need to be modified. We assume $(\xi_1 + 1)^2 \nu_1^{-2} |S_\gamma| (K - 1) \tilde{\lambda}_1 \leq \eta_{1,1}$ for a constant $0 < \eta_{1,1} < 1$. Compared to Assumption 1(iv)(a), there is an additional factor of $(K - 1)$, which arises from Lemma S22 showing that the empirical Hessian is close to the theoretical Hessian. Furthermore, Assumption 1(iv)(b) is replaced by $2B_0(\xi_1 +$

$1)^2(A_1 - 1)(1 - \eta_{1,1})^{-1}\nu_1^{-2}|S_\gamma|\tilde{\lambda}_1 \leq \eta_{1,2}$. Compared to that with one-to-zero constraint, there is an additional factor of 2. This factor arises from Lemma S23, which will be discussed later.

Third, the tuning parameter in the penalized objective function (27) is specified as $\lambda_1 = A_1\tilde{\lambda}_1$, with a constant $A_1 > 1$, and

$$\tilde{\lambda}_1 = 8B_0^2B_1\sqrt{K/n + \log\{(p+1)/\epsilon\}/n},$$

where (B_0, B_1) comes from Assumption 1, and $0 < \epsilon < 1$ is a tail probability for the error bound. For sum-to-zero constraint, the corresponding Bregman divergence is defined as

$$D_{\text{CAL}}(\gamma, \gamma') = \ell_{\text{CAL}}(\gamma) - \ell_{\text{CAL}}(\gamma') - \sum_{k \in \mathcal{T}} (\gamma_k - \gamma'_k)^T (\partial/\partial\gamma'_k) \ell_{\text{CAL}}(\gamma'),$$

where the third term of the right hand side takes summation over \mathcal{T} not over $\mathcal{T} \setminus \{t\}$ as in the case of one-to-zero constraint. The symmetrized Bregman divergence is easily shown to be

$$\begin{aligned} D_{\text{CAL}}^\dagger(\gamma, \gamma') &= D_{\text{CAL}}(\gamma, \gamma') + D_{\text{CAL}}(\gamma', \gamma) \\ &= \sum_{k \neq t} \tilde{\mathbb{E}} \left[R^{(t)} \left\{ e^{(\gamma_k - \gamma_t)^T f(X)} - e^{(\gamma'_k - \gamma'_t)^T f(X)} \right\} \{ (\gamma_k - \gamma_t) - (\gamma'_k - \gamma'_t) \}^T f(X) \right]. \end{aligned}$$

Compared to the symmetrized Bregman divergence with one-to-zero constraint, γ_k and γ'_k are replaced with $\gamma_k - \gamma_t$ and $\gamma'_k - \gamma'_t$, respectively. Let Assumption 1' be Assumption 1 with Assumption 1(iii) and 1(iv) being modified as described above. Then, we have the following results.

Theorem S1. *Suppose that Assumption 1' holds. Then we have probability at least $1 - 3\epsilon$,*

$$D_{\text{CAL}}^\dagger(\hat{\gamma}_{\text{RCAL}}, \bar{\gamma}_{\text{CAL}}) + (A_1 - 1)\tilde{\lambda}_1 \|\hat{\gamma}_{\text{RCAL}} - \bar{\gamma}_{\text{CAL}}\|_{2,1} \leq \xi_{1,1}^2 \nu_{1,1}^{-2} |S_\gamma| \tilde{\lambda}_1^2, \quad (\text{S79})$$

where $\xi_{1,1} = (\xi_1 + 1)(A_1 - 1)$, and $\nu_{1,1} = \nu_1(1 - \eta_{1,1})^{1/2}(1 - \eta_{1,2})^{1/2}$.

Theorem S1 shows that the convergence of $\hat{\gamma}_{\text{RCAL}}$ to $\bar{\gamma}_{\text{CAL}}$ in the $L_{2,1}$ norm at rate $|S_\gamma|\{K/n + \log(p)/n\}^{1/2}$ and the associated Bregman divergence at the rate $|S_\gamma|\{K/n + \log(p)/n\}$. These two rates are same as those in the case of one-to-zero constraint.

The proof of Theorem S1 is similar with that for Theorem 1 except that we replace Lemma S2 with Lemma S22 below. Moreover, the proof of Lemma S6 (the third line of first equation), which gives a suitable lower bound on the symmetrized Bregman divergence for local analysis, requires $R^{(t)}/\pi(t, X; \gamma)H(X; \gamma) \preceq R^{(t)}/\pi(t, X; \gamma')H(X; \gamma')e^{c\|(\gamma - \gamma')^T f(X)\|_\infty}$ for any two matrices γ and γ' . With one-to-zero constraint, it is immediate that $R^{(t)}/\pi(t, X; \gamma)H(X; \gamma) = R^{(t)} \text{diag}\{e^{\gamma_k^T f(X)} : k \neq t\}$ meets this requirement with $c = 1$. With sum-to-zero constraint, we give Lemma S23 to show that Hessian matrix with respect to the linear predictors meets the requirement with $c = 2$.

Denote $(\Sigma_{\gamma_1})_{j_1, j_2} = \mathbb{E}[\{R^{(t)}/\pi(t, X; \bar{\gamma}_{\text{CAL}})\}H(X; \bar{\gamma}_{\text{CAL}})f_{j_1}(X)f_{j_2}(X)]$ and $(\tilde{\Sigma}_{\gamma_1})_{j_1, j_2}$ as the sample version of $(\Sigma_{\gamma_1})_{j_1, j_2}$.

Lemma S22. Denote by $\Omega_{\gamma_2'}$ the event that

$$\sup_{j_1, j_2=0, 1, \dots, p} \|(\tilde{\Sigma}_{\gamma_1})_{j_1, j_2} - (\Sigma_{\gamma_1})_{j_1, j_2}\|_{op} \leq (K-1)\tilde{\lambda}_1.$$

Under Assumptions 1(i) and 1(ii), if

$$\tilde{\lambda}_1 \geq 8B_1B_0^2\sqrt{\{(1/2)\log(K-1) + \log[(p+1)/\epsilon]\}/n},$$

then $P(\Omega_{\gamma_2'}) \geq 1 - 2\epsilon^2$.

Proof. Denote $a_{j_1 j_2} = (a_{j_1 j_2, k} : k \in \mathcal{T} \setminus \{t\})^T$ with $a_{j_1 j_2, k} = R^{(t)}\omega(k, X; \bar{\gamma})f_{j_1}(X)f_{j_2}(X)$ and $\omega(k, X; \bar{\gamma}_{\text{CAL}}) = \pi(k, X; \bar{\gamma}_{\text{CAL}})/\pi(t, X; \bar{\gamma}_{\text{CAL}})$. Furthermore, denote $\bar{a}_{j_1 j_2}^c = (\bar{a}_{j_1 j_2, k}^c : k \in \mathcal{T} \setminus \{t\})^T$ with $\bar{a}_{j_1 j_2, k}^c = \tilde{E}a_{j_1 j_2, k} - Ea_{j_1 j_2, k}$. By direct calculation using the definition of $H(X; \bar{\gamma}_{\text{CAL}})$, we find

$$\begin{aligned} \|(\tilde{\Sigma}_{\gamma_1})_{j_1, j_2} - (\Sigma_{\gamma_1})_{j_1, j_2}\|_{op}^2 &= \sup_{\|\beta\|=1} \left[\sum_{k \neq t} \bar{a}_{j_1 j_2, k}^c (\beta_k - \beta_t)^2 + \left\{ \sum_{k \neq t} \bar{a}_{j_1 j_2, k}^c (\beta_k - \beta_t) \right\}^2 \right] \\ &\leq \sup_{\|\beta\|=1} \left\{ \max_{k \neq t} (\beta_k - \beta_t)^2 \|\bar{a}_{j_1 j_2}^c\|_2^2 + \max_{k \neq t} (\beta_k - \beta_t)^2 \|\bar{a}_{j_1 j_2}^c\|_1^2 \right\}. \end{aligned}$$

Applying $(\beta_k - \beta_t)^2 \leq 2(\beta_k^2 + \beta_t^2) \leq 2$ and $\|\bar{a}_{j_1 j_2}^c\|_2 \leq \|\bar{a}_{j_1 j_2}^c\|_1 \leq (K-1)\|\bar{a}_{j_1 j_2}^c\|_\infty$ to the preceding inequality gives

$$\|(\tilde{\Sigma}_{\gamma_1})_{j_1, j_2} - (\Sigma_{\gamma_1})_{j_1, j_2}\|_{op} \leq 2(K-1)\|\bar{a}_{j_1 j_2}^c\|_\infty.$$

By the union bound, we have

$$\begin{aligned} &P\left(\sup_{j_1, j_2=0, \dots, p} \|(\tilde{\Sigma}_{\gamma_1})_{j_1, j_2} - (\Sigma_{\gamma_1})_{j_1, j_2}\|_{op} > \tilde{\lambda}_1\right) \\ &\leq (p+1)^2(K-1) \max_{j_1, j_2=0, \dots, p, k \neq t} P\left(|\bar{a}_{j_1 j_2, k}^c| \geq \tilde{\lambda}_1/2(K-1)\right). \end{aligned}$$

Under Assumptions 1(i) and 1(ii), we have $|R^{(t)}\omega(k, X; \bar{\gamma}_{\text{CAL}})f_{j_1}(X)f_{j_2}(X)| \leq B_1B_0^2$. Applying to the preceding inequality Lemma 7 of Tan (2020a) gives

$$P\left(\sup_{j_1, j_2=0, \dots, p} \|(\tilde{\Sigma}_{\gamma_1})_{j_1, j_2} - (\Sigma_{\gamma_1})_{j_1, j_2}\|_{op} \geq \tilde{\lambda}_1\right) \leq 2(K-1)(p+1)^2 \exp\left\{-\frac{n\tilde{\lambda}_1^2}{32(K-1)^2B_1^2B_0^4}\right\}.$$

Setting the right-hand side of the above inequality being $2\epsilon^2$, we complete the proof. \square

Lemma S23. For any two matrices γ and γ' ,

$$\frac{R^{(t)}}{\pi(t, X; \gamma)}H(X; \gamma) \preceq \frac{R^{(t)}}{\pi(t, X; \gamma')}H(X; \gamma')e^{2\|(\gamma - \gamma')^T f(X)\|_\infty}, \quad (\text{S80})$$

where $H_1 \preceq H_2$ indicates that $H_2 - H_1$ is nonnegative definite for two matrices H_1 and H_2 .

Proof. Denote $A = e^{2\|h-h'\|_\infty} \frac{R^{(t)}}{\pi(t, X; \gamma')} H(X; \gamma') - \frac{R^{(t)}}{\pi(t, X; \gamma)} H(X; \gamma)$, where $h(X) = \gamma^T f(X)$ and $h'(X) = \gamma'^T f(X)$. To show (S80), it suffices to show that A is a diagonally dominant matrix with non-negative diagonal entries. Denote as A_{ij} the (i, j) entry of A for $i, j = 0, 1, \dots, K-1$. By direct calculation from the definition of $H()$, the entries on the i th row ($i \neq t$) of A are

$$A_{ii} = R^{(t)} \{e^{2\|h-h'\|_\infty} - e^{-(h_t-h'_t)} e^{h_i-h'_i}\} e^{h'_i-h'_t}, \quad A_{it} = -A_{ii}, \quad A_{ij} = 0 \text{ for } j \neq i, t,$$

and the entries on the t th row of A are

$$A_{tt} = R^{(t)} \{e^{2\|h-h'\|_\infty} \sum_{j \neq t} e^{h'_j-h'_t} - e^{-(h_t-h'_t)} \sum_{j \neq t} e^{h_j-h'_j} e^{h'_j-h'_t}\},$$

$$A_{tj} = -R^{(t)} \{e^{2\|h-h'\|_\infty} e^{h'_j-h'_t} - e^{-(h_t-h'_t)} e^{h_j-h'_j} e^{h'_j-h'_t}\} \text{ for } j \neq t.$$

The diagonal entries of A are nonnegative, because $e^{|h_k-h'_k|} \leq e^{\|h-h'\|_\infty}$ for $k = 0, 1, \dots, K-1$. Moreover, it can be easily verified that $|A_{ii}| = \sum_{j \neq i} |A_{ij}|$ for $i = 0, 1, \dots, K-1$, which indicates that A is a diagonally dominant matrix. \square

Estimation of regression coefficients α_t . The tuning parameter in the penalized objective function (28) is specified as $\lambda_2 = A_2 \tilde{\lambda}_2$, with a constant $A_2 > 1$, and

$$\tilde{\lambda}_2 = \max[\tilde{\lambda}_1, \sqrt{3} B_0 (B_1 - 1) \sigma_0 \sqrt{(K-1)/n + \log\{(p+1)/\epsilon\}/n}],$$

where (B_0, B_1) comes from Assumptions 1(i)-(ii), σ_0 is from Assumption 2(i), and $0 < \epsilon < 1$ is a tail probability for the error bound. Let Assumption 2' be Assumption 2 with Assumption 2(vi)(b) and Assumption 2(vi)(c) being replaced by Assumption 2'(vi)(b) and Assumption 2'(vi)(c) respectively, where Assumption 2'(vi)(b) is $e^{2\eta_{1,3}} B_0 C_3 C_2^{-1} \nu_2^{-2} (\xi_2 + 1)^2 (A_2 - 1) (1 - \eta_2)^{-1} |S_{\alpha_t}| \tilde{\lambda}_2 \leq \eta_{2,1}$ and Assumption 2'(vi)(c) is $e^{6\eta_{1,3}} B_0 C_3 C_2^{-1} \xi_{2,3}^{-2} (A_2 - 1)^{-1} M_{1,1} (K-1) |S_\gamma| \tilde{\lambda}_1 \leq \eta_{2,2}$ and $(\eta_{1,3}, \xi_{2,3}, M_{1,1})$ are as in Theorem S2. Then we have the following results.

Theorem S2. *Suppose that Assumption 1' and Assumption 2' except 2'(iii) hold. If $\log\{K + \log(p+1)/\epsilon\}/n \leq 1$, then for $A_1 > (\xi_1 + 1)/(\xi_1 - 1)$ and $A_2 > (\xi_2 + 1)/(\xi_2 - 1)$, we have with probability at least $1 - 8\epsilon$*

$$D_{WL}^\dagger(\hat{\alpha}_{t,RWL}^\#, \bar{\alpha}_{t,WL}^\#; \bar{\gamma}_{CAL}) + e^{2\eta_{1,3}} (A_2 - 1) \tilde{\lambda}_2 \|\hat{\alpha}_{t,RWL}^\# - \bar{\alpha}_{t,WL}^\#\|_{2,1}$$

$$\leq e^{6\eta_{1,3}} \xi_{2,3}^{-2} \{M_{1,1} |S_\gamma| (K-1) \tilde{\lambda}_1^2\} + e^{2\eta_{1,3}} \xi_{2,2}^2 \{\nu_{2,2}^{-2} |S_{\alpha_t}| \tilde{\lambda}_2^2\}, \quad (\text{S81})$$

where $\xi_{2,2} = (\xi_2 + 1)(A_2 - 1)$, $\xi_{2,3} = \xi_{2,1} (1 - \eta_{2,2})^{1/2} C_2^{1/2}$, $\xi_{2,1} = 1 - 2A_2 / \{(\xi_2 + 1)(A_2 - 1)\}$, $\nu_{2,2} = \nu_{2,1} (1 - \eta_{2,1})^{1/2} C_2^{1/2}$, and $\nu_{2,1} = \nu_2 (1 - \eta_2)^{1/2}$, depending only on $(A_2, \xi_2, \nu_2, \eta_2, \eta_{2,1}, \eta_{2,2})$, and $M_{1,1} = 12\sigma_0^2 (A_1 - 1)^{-2} M_1^2 \eta_1 + 2\sigma_0^2 e^{2\eta_{1,3}} (K-1)^{-1} M_1$, $\eta_{1,3} = (A_1 - 1)^{-1} M_1 \eta_1 B_0$ and $M_1 = \xi_{1,1}^2 \nu_{1,1}^{-2}$, depending only on $(B_0, B_1, A_1, \xi_1, \nu_1)$ and σ_0 , and η_1 is a constant such that $|S_\gamma| \tilde{\lambda}_1 \leq \eta_1$ under Assumption 1'(iv), and $(\xi_{1,1}, \nu_{1,1})$ are as in Theorem S1.

Theorem S2 shows that the convergence of $\hat{\alpha}_{t,\text{RWL}}^\#$ to $\bar{\alpha}_{t,\text{WL}}^\#$ in the $L_{2,1}$ norm at rate $\{|S_\gamma|(K-1) + |S_{\alpha_t}|\}\{K/n + \log(p)/n\}^{1/2}$ and in the Bregman divergence at the rate $\{|S_\gamma|(K-1) + |S_{\alpha_t}|\}\{K/n + \log(p)/n\}$. Compared with the corresponding results with one-to-zero constraint, an additional factor of $K-1$ is multiplied with $|S_\gamma|$.

Remark S1 (Linear outcome model with sum-to-zero constraint on γ). Similarly as in Remark 6, Assumptions 2'(iii)-(v) hold with $C_1 = C_2 = 1$ and $C_3 = 0$ and Assumptions 2'(vi)(b) and 2'(vi)(c) hold with $\eta_{2,1} = \eta_{2,2} = 0$. Therefore, under Assumptions 2'(i), 2'(ii) and 2'(vi)(a), we have from Theorem S2 that

$$\begin{aligned} & Q_{\text{WL}}(\hat{\alpha}_{t,\text{RWL}}^\#, \bar{\alpha}_{t,\text{WL}}^\#; \bar{\gamma}_{\text{CAL}}) + e^{2\eta_{1,3}}(A_2 - 1)\tilde{\lambda}_2 \|\hat{\alpha}_{t,\text{RWL}}^\# - \bar{\alpha}_{t,\text{WL}}^\#\|_{2,1} \\ & \leq e^{6\eta_{1,3}}\xi_{2,1}^{-2}\{M_{1,1}|S_\gamma|(K-1)\tilde{\lambda}_1^2\} + e^{2\eta_{1,3}}\xi_{2,2}^2\{\nu_{2,1}^{-2}|S_{\alpha_t}|\tilde{\lambda}_2^2\}, \end{aligned} \quad (\text{S82})$$

where $(\xi_{2,1}, \xi_{2,2}, \nu_{2,1}, M_{1,1})$, only depending on $(A_2, \xi_2, \nu_2, \eta_2, \sigma_0, A_1, \xi_1, \nu_1, \eta_1, B_0, B_1)$, are the same as in Theorem 2.

Assumptions 2'(vi)(b) and 2'(vi)(c) are similar to Assumptions 2(vi)(b) and 2(vi)(c) except that $e^{\eta_{1,3}}$ in Assumption 2(vi)(b) is replaced by $e^{2\eta_{1,3}}$ in Assumptions 2'(vi)(b) and $e^{3\eta_{1,3}}$ in Assumption 2(vi)(c) is replaced with $e^{6\eta_{1,3}}$ in Assumptions 2'(vi)(c). The additional factor of 2 arises from Lemma S24, which is used to replace Lemma S11. Moreover, an additional factor of $K-1$ appears in Assumptions 2'(vi)(c) compared to Assumption 2(vi)(c) and it also appears in (S81) compared to (39). The factor of $K-1$ arises from Lemma S25, which is used to replace Lemma S12 for handling the dependency on $\hat{\gamma}_{\text{RCAL}}$ as discussed in Remark 7. With these replacements, (S81) can be obtained similarly as (39) in Theorem 2.

Lemma S24. *In the event $\Omega_{\gamma_1} \cap \Omega_{\gamma_2'}$, we have*

$$\sum_{k \neq t} \tilde{\text{E}} \left[R^{(t)} \omega(k, X; \bar{\gamma}_{\text{CAL}}) \{(\hat{h}_k - \hat{h}_t) - (\bar{h}_k - \bar{h}_t)\}^2 \right] \leq e^{2\eta_{1,3}} M_1 |S_\gamma| \tilde{\lambda}_1^2, \quad (\text{S83})$$

where $\hat{h} = (\hat{h}_k : k \in \mathcal{T})^\top$ with $\hat{h}_k = \hat{\gamma}_{k,\text{RCAL}}^\top f(X)$ and $\bar{h} = (\bar{h}_k : k \in \mathcal{T})^\top$ with $\bar{h}_k = \bar{\gamma}_{k,\text{CAL}}^\top f(X)$. Moreover, for any coefficient matrix $\alpha_t^\#$

$$D_{\text{WL}}^\dagger(\hat{\alpha}_{t,\text{RWL}}^\#, \alpha_t^\#; \hat{\gamma}_{\text{RCAL}}) \geq e^{-2\eta_{1,3}} D_{\text{WL}}^\dagger(\hat{\alpha}_{t,\text{RWL}}^\#, \alpha_t^\#; \bar{\gamma}_{\text{CAL}}), \quad (\text{S84})$$

where $\eta_{1,3} = (A_1 - 1)^{-1} M_1 \eta_1 B_0$.

Compared with Lemma S11, there are two differences. First, exponential parts in (S83) and (S84) are $e^{2\eta_{1,3}}$ and $e^{-2\eta_{1,3}}$ respectively, and the corresponding parts in (S21) and (S22) are $e^{\eta_{1,3}}$ and $e^{-\eta_{1,3}}$ respectively. Second, $\hat{h}_k - \bar{h}_k$ in the left hand side of equation (S21) is replaced by $(\hat{h}_k - \hat{h}_t) - (\bar{h}_k - \bar{h}_t)$ in (S83).

Proof. The proof is similar to that of Lemma S11. We replace \hat{h}_k and \bar{h}_k in the proof of Lemma S11 with $\hat{h}_k - \hat{h}_t$ and $\bar{h}_k - \bar{h}_t$ and replace $\hat{\gamma}_{k,\text{RCAL}}$ and $\bar{\gamma}_{k,\text{CAL}}$ with $\hat{\gamma}_{k,\text{RCAL}} - \hat{\gamma}_{t,\text{RCAL}}$ and $\bar{\gamma}_{k,\text{CAL}} - \bar{\gamma}_{t,\text{CAL}}$. Furthermore, in the proof of Lemma S11, $|\hat{h}_k - \bar{h}_k|$ can be bounded by $B_0 \|\hat{\gamma}_{\text{RCAL}} - \bar{\gamma}_{\text{CAL}}\|_{2,1}$. Here we bound $|(\hat{h}_k - \hat{h}_t) - (\bar{h}_k - \bar{h}_t)|$ by the following inequality:

$$|(\hat{h}_k - \hat{h}_t) - (\bar{h}_k - \bar{h}_t)| \leq |\hat{h}_k - \bar{h}_k| + |\hat{h}_t - \bar{h}_t| \leq 2B_0 \|\hat{\gamma}_{\text{RCAL}} - \bar{\gamma}_{\text{CAL}}\|_{2,1}, \quad (\text{S85})$$

thereby incurring an additional factor of 2. \square

Lemma S25. *In the event $\Omega_{\gamma_1} \cap \Omega_{\gamma_2} \cap \Omega_{\gamma_2'} \cap \Omega_2$, we have*

$$\begin{aligned} & | \langle \nabla \kappa_{WL}(\bar{\alpha}_{t,WL}^\#; \hat{\gamma}_{\text{RCAL}}) - \nabla \kappa_{WL}(\bar{\alpha}_{t,WL}^\#; \bar{\gamma}_{\text{CAL}}), \hat{\alpha}_{t,RWL}^\# - \bar{\alpha}_{t,WL}^\# \rangle | \\ & \leq e^{2\eta_{1,3}} \{M_{1,1} |S_\gamma| (K-1) \tilde{\lambda}_1^2\}^{1/2} Q_{WL}^{1/2}(\hat{\alpha}_{t,RWL}^\#, \bar{\alpha}_{t,WL}^\#; \bar{\gamma}_{\text{CAL}}), \end{aligned} \quad (\text{S86})$$

where $M_{1,1} = 12\sigma_0^2(A_1 - 1)^{-2} M_1^2 \eta_1 + 2\sigma_0^2 e^{2\eta_{1,3}} (K-1)^{-1} M_1$ and $M_1 = \xi_{1,1}^2 \nu_{1,1}^{-2}$.

Compared with Lemma S12, an additional factor of $K-1$ is multiplied with $|S_\gamma|$.

Proof. The proof is similar to that of Lemma S12. We only describe the main differences. The first equation in the proof of Lemma S12 uses the mean value theorem for weight difference $\omega(k, X; \hat{\gamma}_{\text{RCAL}}) - \omega(k, X; \bar{\gamma}_{\text{CAL}}) = e^{\hat{h}_k - \hat{h}_t} - e^{\bar{h}_k - \bar{h}_t}$, i.e., equation (S23), where $\hat{h}_k = \hat{\gamma}_{k,\text{RCAL}}^\top f(X)$ and $\bar{h}_k = \bar{\gamma}_{k,\text{CAL}}^\top f(X)$. With sum-to-zero constraint, equation (S23) becomes $e^{\hat{h}_k - \hat{h}_t} - e^{\bar{h}_k - \bar{h}_t} = e^{u(\hat{h}_k - \hat{h}_t) + (1-u)(\bar{h}_k - \bar{h}_t)} \{(\hat{h}_k - \hat{h}_t) - (\bar{h}_k - \bar{h}_t)\}$, so that we change d_k defined in the proof of Lemma S12 from $\hat{h}_k - \bar{h}_k$ to $(\hat{h}_k - \hat{h}_t) - (\bar{h}_k - \bar{h}_t)$ and also b_j from $\hat{\gamma}_{j,\text{RCAL}} - \bar{\gamma}_{j,\text{CAL}}$ to $\hat{\gamma}_{j,\text{RCAL}}^c - \bar{\gamma}_{j,\text{CAL}}^c$, where $\hat{\gamma}_{j,\text{RCAL}}^c = (\hat{\gamma}_{jk,\text{RCAL}} - \hat{\gamma}_{jt,\text{RCAL}} : k \neq t)^\top$ and $\bar{\gamma}_{j,\text{CAL}}^c = (\bar{\gamma}_{jk,\text{CAL}} - \bar{\gamma}_{jt,\text{CAL}} : k \neq t)^\top$. Furthermore, we need to bound $\sum_{j=0}^p \|b_j\|_2$ in the proof of Lemma S12. With one-to-zero constraint, $\sum_{j=0}^p \|b_j\|_2$ is $\|\hat{\gamma}_{\text{RCAL}} - \bar{\gamma}_{\text{CAL}}\|_{2,1}$ and can be easily bounded by Theorem 1. With sum-to-zero constraint, $\sum_{j=0}^p \|b_j\|_2$ becomes $\|\hat{\gamma}_{\text{RCAL}}^c - \bar{\gamma}_{\text{CAL}}^c\|_{2,1}$, where $\hat{\gamma}_{\text{RCAL}}^c = (\hat{\gamma}_{k,\text{RCAL}} - \hat{\gamma}_{t,\text{RCAL}} : k \neq t)$ is centered $\hat{\gamma}_{\text{RCAL}}$ at $\hat{\gamma}_{t,\text{RCAL}}$ and $\bar{\gamma}_{\text{CAL}}^c = (\bar{\gamma}_{k,\text{CAL}} - \bar{\gamma}_{t,\text{CAL}} : k \neq t)$ is centered $\bar{\gamma}_{\text{CAL}}$ at $\bar{\gamma}_{t,\text{CAL}}$. We use the following inequality to bound $\|\hat{\gamma}_{\text{RCAL}}^c - \bar{\gamma}_{\text{CAL}}^c\|_{2,1}$:

$$\begin{aligned} \|\hat{\gamma}_{\text{RCAL}}^c - \bar{\gamma}_{\text{CAL}}^c\|_{2,1} &= \sum_{j=0}^p \|\hat{\gamma}_{j,\text{RCAL}}^c - \bar{\gamma}_{j,\text{CAL}}^c\|_2 \leq \sqrt{K-1} \sum_{j=0}^p \|\hat{\gamma}_{j,\text{RCAL}}^c - \bar{\gamma}_{j,\text{CAL}}^c\|_\infty \\ &\leq 2\sqrt{K-1} \sum_{j=0}^p \|\hat{\gamma}_{j,\text{RCAL}} - \bar{\gamma}_{j,\text{CAL}}\|_2 = 2\sqrt{K-1} \|\hat{\gamma}_{\text{RCAL}} - \bar{\gamma}_{\text{CAL}}\|_{2,1}, \end{aligned} \quad (\text{S87})$$

where the last step follows from inequality $|(\hat{\gamma}_{jk,\text{RCAL}} - \bar{\gamma}_{jk,\text{CAL}}) - (\hat{\gamma}_{jt,\text{RCAL}} - \bar{\gamma}_{jt,\text{CAL}})| \leq 2\|\hat{\gamma}_{j,\text{RCAL}} - \bar{\gamma}_{j,\text{CAL}}\|_\infty$. \square

Estimation of treatment means. We can follow the line of proof for the theoretical results of estimation of treatment means with one-to-zero constraint to obtain similar theoretical results

of estimation of treatment means with sum-to-zero constraint. Only two parts need to take care of. First, we replace $\hat{h}_k = \hat{\gamma}_{k,\text{RCAL}}^T$ and $\bar{h}_k = \bar{\gamma}_{k,\text{CAL}}^T$ during the proof for the theoretical results of estimation of treatment means with one-to-zero constraint with $\hat{h}_k^c = \hat{\gamma}_{k,\text{RCAL}}^T - \hat{\gamma}_{t,\text{RCAL}}^T$ and $\bar{h}_k^c = \bar{\gamma}_{k,\text{CAL}}^T - \bar{\gamma}_{t,\text{CAL}}^T$, respectively. Furthermore, we use inequality (S85) to bound $|\hat{h}_k^c - \bar{h}_k^c|$. Second, we replace $b_k = \hat{\gamma}_{k,\text{RCAL}} - \bar{\gamma}_{k,\text{CAL}}$ during the proof for the theoretical results of estimation of treatment means with one-to-zero constraint with $b_k^c = (\hat{\gamma}_{k,\text{RCAL}} - \hat{\gamma}_{t,\text{RCAL}}) - (\bar{\gamma}_{k,\text{CAL}} - \bar{\gamma}_{t,\text{CAL}})$ and use inequality (S85) to bound $\|\hat{\gamma}_{\text{RCAL}}^c - \bar{\gamma}_{\text{CAL}}^c\|_{2,1}$.

First, we assume that linear OR model (8) is used together with PS model (5), and develop theoretical analysis which leads to doubly robust Wald confidence intervals for μ_t . Similarly to Theorem 3, the following result gives convergence of $\hat{\mu}_t(\hat{m}_{\text{RWL}}^\#, \hat{\pi}_{\text{RCAL}})$ to $\bar{\mu}_t(\bar{m}_{\text{WL}}^\#, \bar{\pi}_{\text{CAL}})$.

Theorem S3. *Suppose that Assumption 1' and Assumptions 2'(i)-(iii) hold. If $\log\{K + \log(p + 1)/\epsilon\}/n \leq 1$, then for $A_1 > (\xi_1 + 1)/(\xi_1 - 1)$ and $A_2 > (\xi_2 + 1)/(\xi_2 - 1)$, we have with probability at least $1 - 10\epsilon$,*

$$\begin{aligned} & |\hat{\mu}_t(\hat{m}_{\text{RWL}}^\#, \hat{\pi}_{\text{RCAL}}) - \bar{\mu}_t(\bar{m}_{\text{WL}}^\#, \bar{\pi}_{\text{CAL}})| \\ & \leq M_{2,1}|S_\gamma|(K-1)\tilde{\lambda}_1^2 + M_{2,2}|S_\gamma|(K-1)^{1/2}\tilde{\lambda}_1\tilde{\lambda}_2 + M_{2,3}|S_{\alpha_t}|\tilde{\lambda}_1\tilde{\lambda}_2, \end{aligned} \quad (\text{S88})$$

where $M_{2,1} = 2(\sqrt{2} + 1)\sigma_0\eta_{1,4}e^{2\eta_{1,3}} + M_{2,3} + (\sqrt{2}/2)\sigma_0M_1e^{4\eta_{1,3}}/(K-1)$, $M_{2,2} = 2(A_1 - 1)^{-1}M_1$, $M_{2,3} = A_1(A_2 - 1)^{-1}M_2$, $\eta_{1,4} = (A_1 - 1)^{-2}M_1^2\eta_1$, M_2 is a constant such that the right-hand side of (S82) in Remark S1 is upper bounded by $e^{2\eta_{1,3}}M_2\{|S_\gamma|(K-1)\tilde{\lambda}_1\tilde{\lambda}_2 + |S_{\alpha_t}|\tilde{\lambda}_2^2\}$ and (M_1, η_1) are as in Theorem S2.

Theorem S3 shows that $\hat{\mu}_t(\hat{m}_{\text{RWL}}^\#, \hat{\pi}_{\text{RCAL}})$ is doubly robust for $\bar{\mu}_t(\bar{m}_{\text{WL}}^\#, \bar{\pi}_{\text{CAL}})$ provided $\{|S_\gamma|(K-1) + |S_{\alpha_t}|\}\tilde{\lambda}_1^2 = o(1)$, that is, $\{|S_\gamma|(K-1) + |S_{\alpha_t}|\}\{K + \log(p+1)\} = o(n)$. In addition, Theorem S3 gives the $n^{-1/2}$ asymptotic expansion (29) provided $n^{1/2}\{|S_\gamma|(K-1) + |S_{\alpha_t}|\}\tilde{\lambda}_1^2 = o(1)$, that is $\{|S_\gamma|(K-1) + |S_{\alpha_t}|\}\{K + \log(p+1)\} = o(n^{1/2})$. Compared with the corresponding result with one-to-zero constraint, an additional factor of $K-1$ is multiplied with $|S_\gamma|$.

Similarly to Theorem 4, the following result gives convergence of the variance estimator \hat{V}_t to V_t .

Theorem S4. *Under the conditions of Theorem S3, if $\{K + \log(p + 1)/\epsilon\}/n \leq 1$, then we have with probability at least $1 - 10\epsilon$,*

$$\begin{aligned} |\tilde{\text{E}}(\hat{\varphi}_{tc}^2 - \bar{\varphi}_{tc}^2)| & \leq 2M_{2,4}^{1/2}\{\tilde{\text{E}}(\bar{\varphi}_{tc}^2)\}^{1/2}(K-1)^{1/2}\{|S_\gamma|(K-1)\tilde{\lambda}_1 + |S_{\alpha_t}|\tilde{\lambda}_2\} \\ & \quad + M_{2,4}(K-1)\{|S_\gamma|(K-1)\tilde{\lambda}_1 + |S_{\alpha_t}|\tilde{\lambda}_2\}^2, \end{aligned} \quad (\text{S89})$$

where $M_{2,4}$ is a positive constant depending only on $(B_0, B_1, A_1, \xi_1, \nu_1, \eta_1)$ in Theorem S1 and $(\sigma_0, A_2, \xi_2, \nu_2, \eta_2)$ in Theorem S2.

Inequality (S89) shows that \hat{V}_t is a consistent estimator of V_t , that is, $\hat{V} - V = o(1)$, provided $\{|S_\gamma|(K-1) + |S_{\alpha_t}|\}(K-1)^{1/2}\tilde{\lambda}_1 = o(1)$, which means $\{|S_\gamma|(K-1) + |S_{\alpha_t}|\}(K-1)^{1/2}\{K + \log(p+1)\}^{1/2} = o(n^{1/2})$. Compared with the corresponding result with one-to-zero constraint, an additional factor of $K-1$ is multiplied with $|S_\gamma|$.

Combing Theorems S3 and S4, we have the following doubly robust Wald confidence intervals for $\hat{\mu}_t$. For simplicity, the group Lasso tuning parameters are denoted as $\lambda_1 = A_1^\dagger[\{K + \log(p+1)\}/n]^{1/2}$ for $\hat{\gamma}_{RCAL}$ and $\lambda_2 = A_2^\dagger[\{K + \log(p+1)\}/n]^{1/2}$ for $\hat{\alpha}_{t,RWL}^\#$.

Proposition S1. *Suppose that Assumption 1' and Assumptions 2'(i), 2'(ii), and 2'(iv)(a) hold, and $\{|S_\gamma|(K-1) + |S_{\alpha_t}|\}(K-1)^{1/2}\{K + \log(p+1)\} = o(n^{1/2})$. Then for $\hat{\gamma}_{RCAL}$ and $\hat{\alpha}_{t,RWL}^\#$ with sufficiently large constants A_1^\dagger and A_2^\dagger , asymptotic expansion (29) is valid. Moreover, if either PS model (5) or linear OR model (8) is correctly specified, the following results hold:*

- (i) $n^{1/2}\{\hat{\mu}_t(\hat{m}_{RWL}^\#, \hat{\pi}_{RCAL}) - \mu_t\} \xrightarrow{D} N(0, V_t)$, where $V_t = \text{var}\{\varphi_t(Y, T, X; \bar{\alpha}_{t,WL}^\#, \bar{\gamma}_{CAL})\}$;
- (ii) a consistent estimator of V is

$$\hat{V}_t = \tilde{E} \left[\{\varphi_t(Y, T, X; \hat{\alpha}_{t,RWL}^\#, \hat{\gamma}_{RCAL}) - \hat{\mu}_t(\hat{m}_{RWL}^\#, \hat{\pi}_{RCAL})\}^2 \right];$$

- (iii) an asymptotic $(1-c)$ confidence interval for μ_t is $\hat{\mu}_t(\hat{m}_{RWL}^\#, \hat{\pi}_{RCAL}) \pm z_{c/2} \sqrt{\hat{V}_t/n}$, where $z_{c/2}$ is the $(1-c/2)$ quantile of $N(0,1)$.

That is, a doubly robust confidence interval for μ_t is obtained.

Proposition S1 shows that doubly robust Wald confidence intervals for $\hat{\mu}_t$ can be obtained provided $\{|S_\gamma|(K-1) + |S_{\alpha_t}|\}(K-1)^{1/2}\{K + \log(p+1)\} = o(n^{1/2})$. Compared with the corresponding results with one-to-zero constraint, an additional factor of $K-1$ is multiplied with $|S_\gamma|$.

Second, we assume that a generalized linear OR model (8) is used together with PS model (5), and develop theoretical analysis which leads to valid Wald confidence intervals for μ_t if model (5) is correctly specified. Similarly to Theorem 5, the following result gives convergence of $\hat{\mu}_t(\hat{m}_{RWL}^\#, \hat{\pi}_{RCAL})$ to $\bar{\mu}_t(\bar{m}_{WL}^\#, \bar{\pi}_{CAL})$.

Theorem S5. *Suppose that Assumptions 1' and 2' hold. If $\{K + \log(p+1)\}/\epsilon\}/n \leq 1$, then for $A_1 > (\xi_1 + 1)/(\xi_1 - 1)$ and $A_2 > (\xi_2 + 1)/(\xi_2 - 1)$, we have with probability at least $1 - 11\epsilon$*

$$\begin{aligned} & |\hat{\mu}_t(\hat{m}_{RWL}^\#, \hat{\pi}_{RCAL}) - \bar{\mu}_t(\bar{m}_{WL}^\#, \bar{\pi}_{CAL})| \\ & \leq M_{3,1}|S_\gamma|(K-1)\tilde{\lambda}_1^2 + M_{3,2}|S_\gamma|(K-1)^{1/2}\tilde{\lambda}_1\tilde{\lambda}_2 + M_{3,3}|S_{\alpha_t}|\tilde{\lambda}_1\tilde{\lambda}_2 + \eta_3\Lambda(\eta_3), \end{aligned} \quad (\text{S90})$$

where $M_{3,1}, M_{3,2}$, and $M_{3,3}$ are positive constants, depending only on $(B_0, B_1, A_1, \xi_1, \nu_1, \eta_1)$ from Theorem S1, $(\sigma_0, A_2, \xi_2, \nu_2, \eta_2)$ from Remark S1 and $(C_1, C_2, C_3, \eta_{2,1}, \eta_{2,2})$ from Theorem S2, $\eta_3 = (A_2 - 1)^{-1}M_3\{|S_\gamma|(K-1)\tilde{\lambda}_1 + |S_{\alpha_t}|\tilde{\lambda}_2\}$, and M_3 is a constant such that the right-hand side of (S81) is upper-bounded by $e^{2\eta_{1,3}}M_3\{|S_\gamma|(K-1)\tilde{\lambda}_1\tilde{\lambda}_2 + |S_{\alpha_t}|\tilde{\lambda}_2^2\}$.

Theorem S5 shows that $\hat{\mu}_t(\hat{m}_{\text{RWL}}^\#, \hat{\pi}_{\text{RCAL}})$ is doubly robust for μ_t provided $\{|S_\gamma|(K-1) + |S_{\alpha_t}|\}\tilde{\lambda}_1 = o(1)$, that is, $\{|S_\gamma|(K-1) + |S_{\alpha_t}|\}\{K + \log(p+1)\}^{1/2} = o(n^{1/2})$. In addition, the error bounds imply that $\hat{\mu}_t(\hat{m}_{\text{RWL}}^\#, \hat{\pi}_{\text{RCAL}})$ admits the $n^{-1/2}$ asymptotic expansion (29) provided $n^{1/2}\{|S_\gamma|(K-1) + |S_{\alpha_t}|\}\tilde{\lambda}_1^2 = o(1)$, that is $\{|S_\gamma|(K-1) + |S_{\alpha_t}|\}\{K + \log(p+1)\} = o(n^{1/2})$ when PS model is correctly specified but OR model may be misspecified, because the term involving $\Lambda(\eta_3)$ vanishes when PS model (5) is correctly specified. Unfortunately, asymptotic expansion may fail when PS model is misspecified. Compared with the corresponding result with one-to-zero constraint, an additional factor of $K-1$ is multiplied with $|S_\gamma|$.

Similarly to Theorem 6, the following result giving convergence of the variance estimator \hat{V}_t to V_t .

Theorem S6. *Under the conditions of Theorem S5, if $\{K + \log(p+1)\}/\epsilon \leq 1$, then we have with probability at least $1 - 11\epsilon$,*

$$\begin{aligned} |\tilde{\mathbb{E}}(\hat{\varphi}_{tc}^2 - \bar{\varphi}_{tc}^2)| &\leq 2M_{3,4}^{1/2} \{\tilde{\mathbb{E}}(\bar{\varphi}_{tc}^2)\}^{1/2} \{(K-1) + \Lambda^2(\eta_3)\}^{1/2} \{|S_\gamma|(K-1)\tilde{\lambda}_1 + |S_{\alpha_t}|\tilde{\lambda}_2\} \\ &\quad + M_{3,4} \{(K-1) + \Lambda^2(\eta_3)\} \{|S_\gamma|(K-1)\tilde{\lambda}_1 + |S_{\alpha_t}|\tilde{\lambda}_2\}^2, \end{aligned} \quad (\text{S91})$$

where $M_{3,4}$ is a positive constant depending only on $(B_0, B_1, A_1, \xi_1, \nu_1, \eta_1)$ from Theorem S1, $(\sigma_0, A_2, \xi_2, \nu_2, \eta_2)$ from Remark S1 and $(C_1, C_2, C_3, \eta_{2,1}, \eta_{2,2})$ from Theorem S2.

Inequality S91 shows that \hat{V} is a consistent estimator of V , that is, $\hat{V} - V = o(1)$, provided $\{|S_\gamma|(K-1) + |S_{\alpha_t}|\}(K-1)^{1/2}\tilde{\lambda}_1 = o(1)$, that is, $\{|S_\gamma|(K-1) + |S_{\alpha_t}|\}(K-1)^{1/2}\{K + \log(p+1)\}^{1/2} = o(n^{1/2})$. Compared with related result with one-to-zero constraint, an additional factor of $K-1$ is attached with $|S_\gamma|$.

Similarly to Proposition 2, the following result shows model-assisted Wald confidence intervals for μ_t .

Proposition S2. *Suppose that Assumption 1' and Assumption 2' hold, and $\{|S_\gamma|(K-1) + |S_{\alpha_t}|\}(K-1)^{1/2}\{K + \log(p+1)\} = o(n^{1/2})$. For sufficiently large constants A_1^\dagger and A_2^\dagger , if logistic PS model (5) is correctly specified but OR model (2) may be misspecified, (i)-(iii) in Proposition S1 hold. That is, a PS based ,OR assisted confidence interval for μ_t is obtained.*

III Additional results for simulation study

Under (C1), we run 100 repeated simulations, each of sample size 100,000. The means of $T = t$ are 0.203, 0.269, 0.272 and 0.256 for $t = 0, 1, 2$ and 3 and the corresponding standard deviations are close to 0. The same experiment is done under (C3). The means of $T = t$ are 0.218, 0.263, 0.264 and 0.255 for $t = 0, 1, 2$ and 3 and the corresponding standard deviations are close to 0.

Figure S1 shows the boxplot of (X_1, \dots, X_4) by T . Figures S2–S7 show the scatterplots of Y against (X_1, \dots, X_4) within $\{T = 0, T = 1, T = 2, T = 3\}$.

Table S1 is summary of $\hat{\mu}_t$ with sum-to-zero constraint. Similarly to the results with one-to-zero constraint, RCAL has the smallest absolute bias and best coverage, and RMLs has the largest absolute bias, worst coverage. Figures S8–S9 and S10–S11 are QQ plots of the t -statistics against standard normal based on $\hat{\mu}_t$ with one-to-zero constraint and sum-to-zero constraint, respectively. From these QQ plots, we easily see that RCAL has smaller bias, and the t -statistics of RCAL are more aligned with standard normal.

Tables S2–S4 and Tables S5–S7 are summaries of $\hat{\nu}_t^{(k)}$ with one-to-zero constraint and sum-to-zero constraint, respectively. Figures S12–S17 and Figures S18–S23 are QQ plots of the t -statistics against standard normal based on $\hat{\nu}_t^{(k)}$ with one-to-zero constraint and sum-to-zero constraint, respectively. The performances of RCAL, RMLs and RMLg on $\nu_t^{(k)}$ are similar to those on $\mu_t^{(k)}$ in general. RCAL has the smallest absolute biases and best coverage proportions and RMLs has the largest absolute biases and worst coverage proportions in most cases. There are some exceptions where RMLs has the smallest absolute biases and best coverage proportions. For example, in Table S2, bias of $\hat{\nu}_0^{(3)}$ of RMLs, RCAL and RMLg are -0.017, 0.072 and 0.054, and the corresponding 90% coverage proportions are 0.803, 0.774 and 0.778.

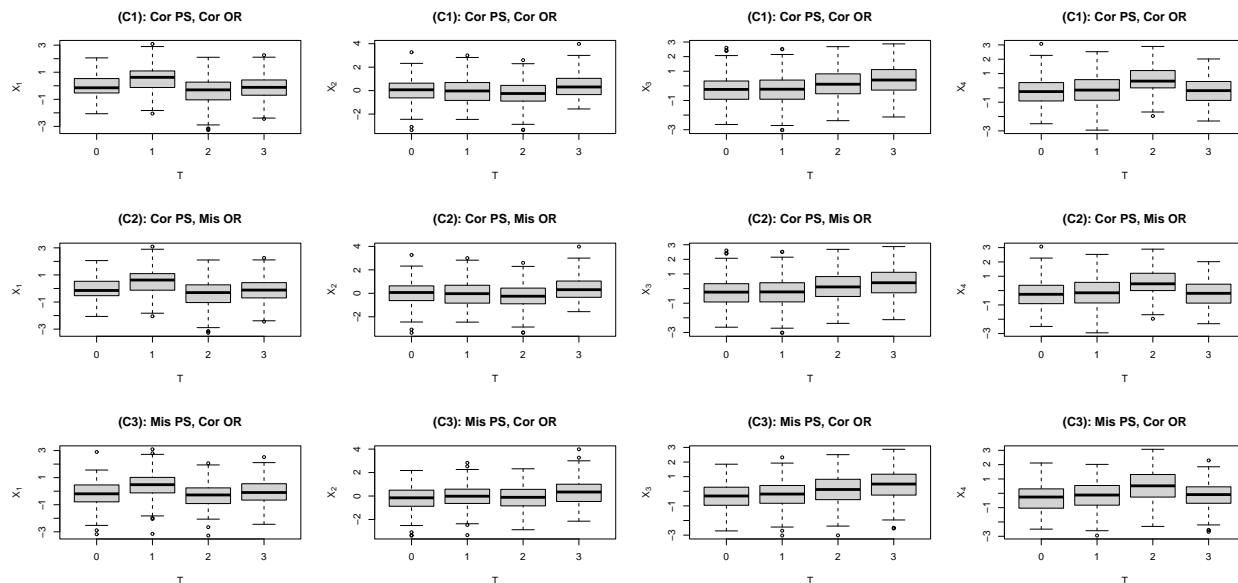


Figure S1: Boxplots of (X_1, \dots, X_4) within $\{T = 0, T = 1, T = 2, T = 3\}$ from a sample of size $n = 1000$.

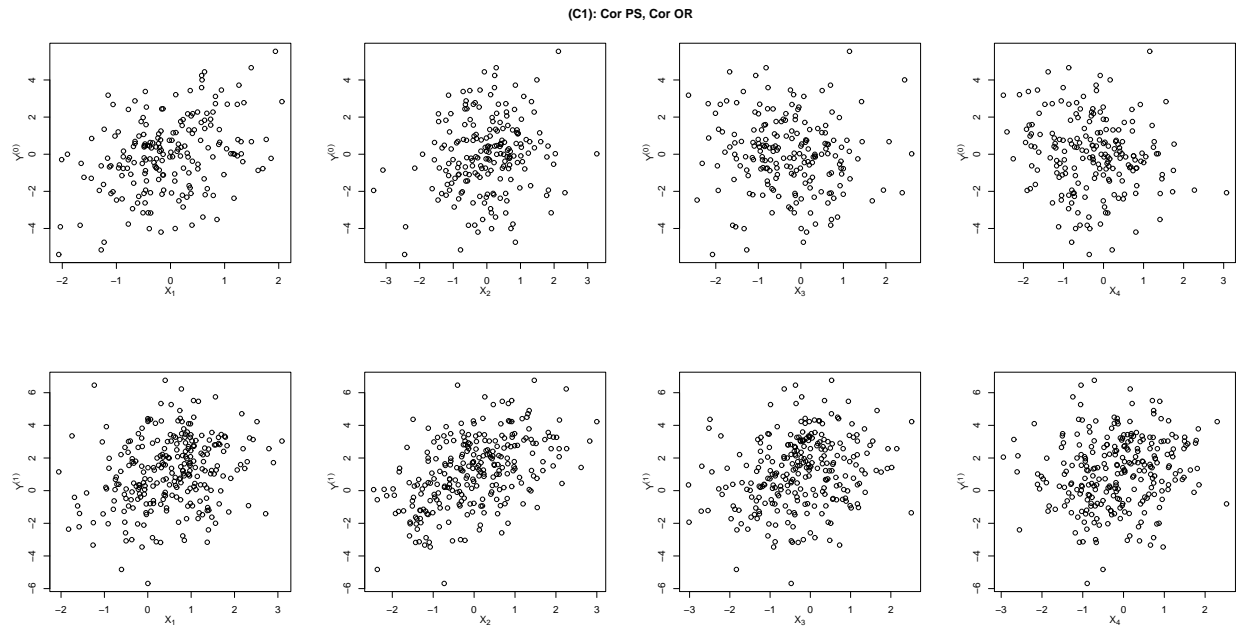


Figure S2: Scatterplots of Y against (X_1, \dots, X_4) within $\{T = 0, T = 1\}$ from a sample of size $n = 1000$ in data configuration (C1).

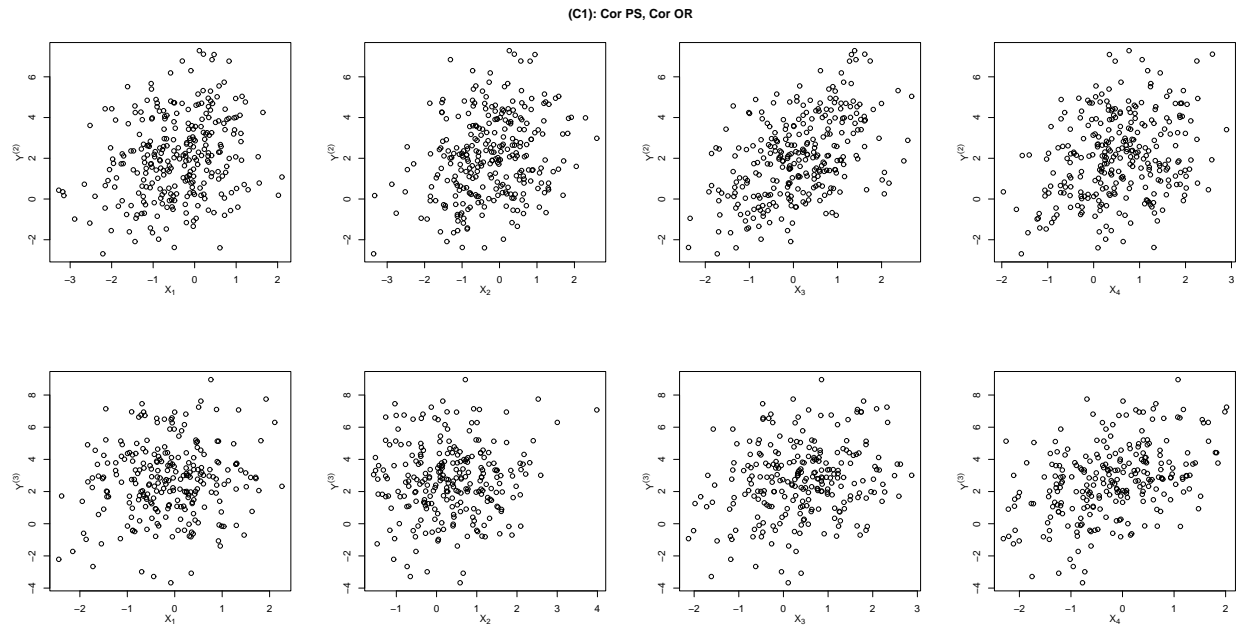


Figure S3: Scatterplots of Y against (X_1, \dots, X_4) within $\{T = 2, T = 3\}$ from a sample of size $n = 1000$ in data configuration (C1).

(C2): Cor PS, Mis OR

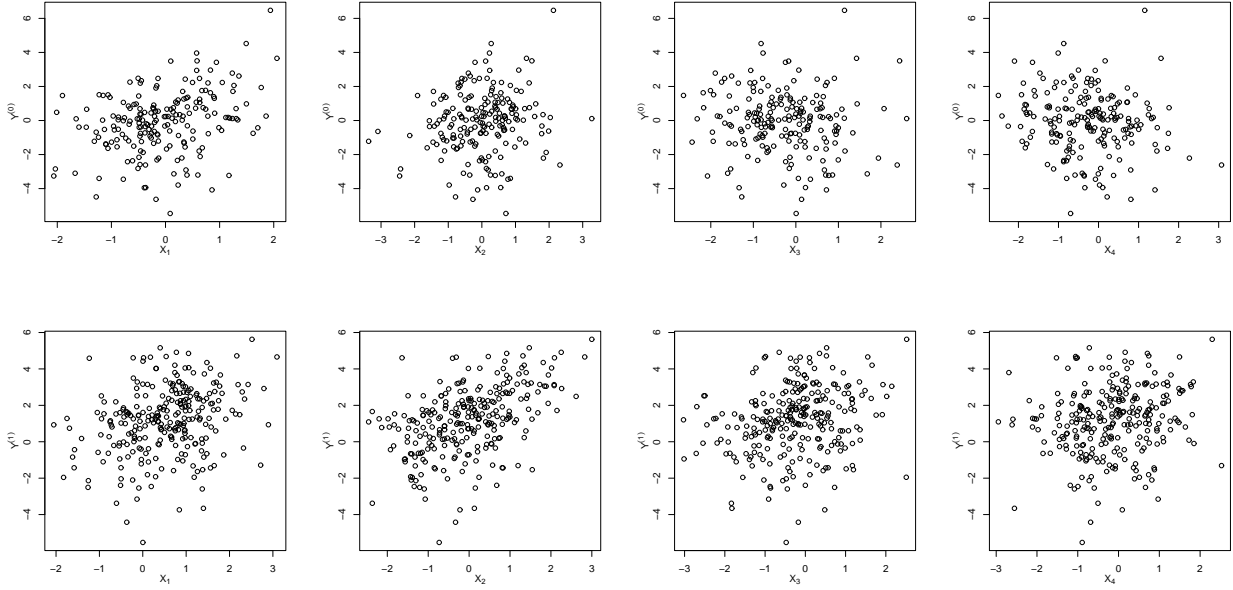


Figure S4: Scatterplots of Y against (X_1, \dots, X_4) within $\{T = 0, T = 1\}$ from a sample of size $n = 1000$ in data configuration (C2).

(C2): Cor PS, Mis OR

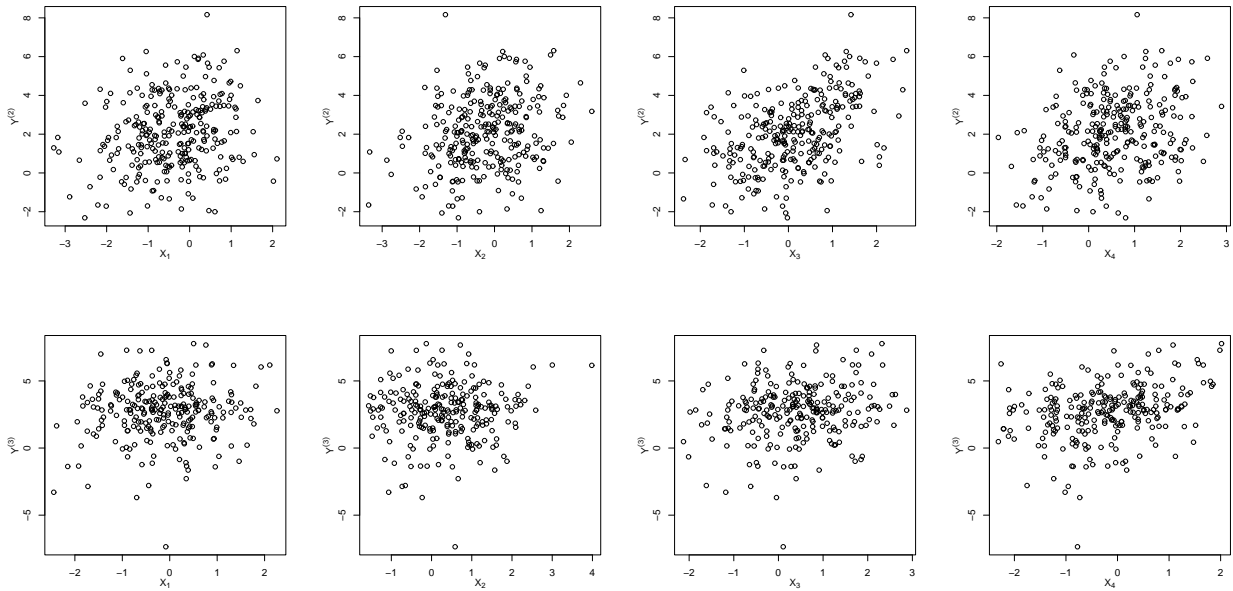


Figure S5: Scatterplots of Y against (X_1, \dots, X_4) within $\{T = 2, T = 3\}$ from a sample of size $n = 1000$ in data configuration (C2).

(C3): Mis PS, Cor OR

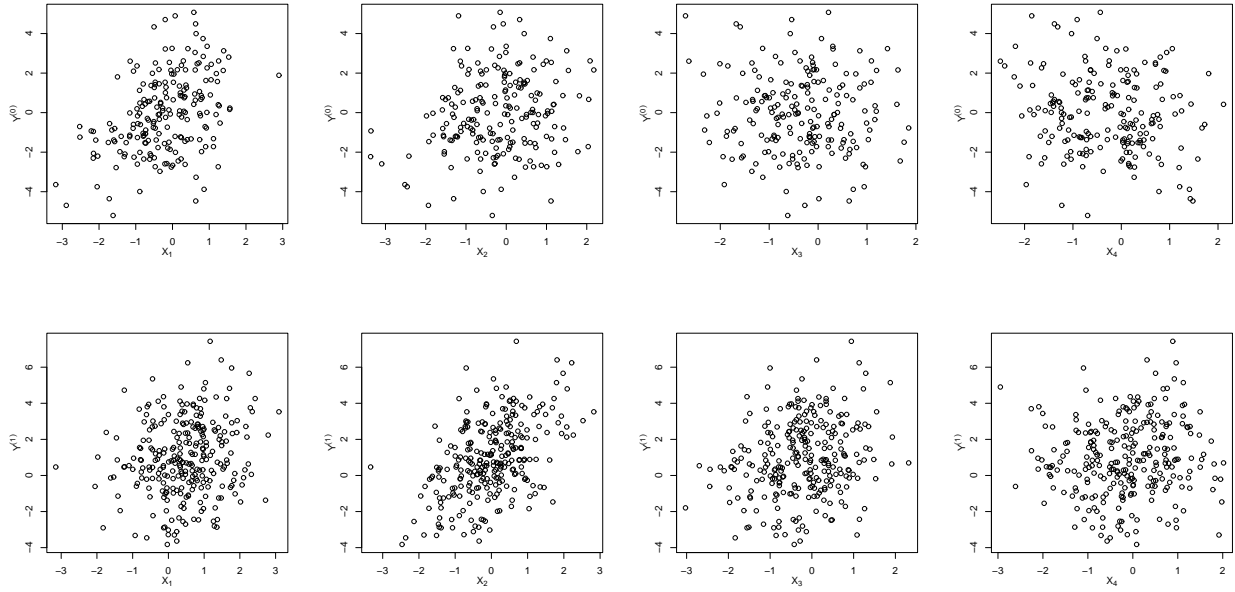


Figure S6: Scatterplots of Y against (X_1, \dots, X_4) within $\{T = 0, T = 1\}$ from a sample of size $n = 1000$ in data configuration (C3).

(C3): Mis PS, Cor OR

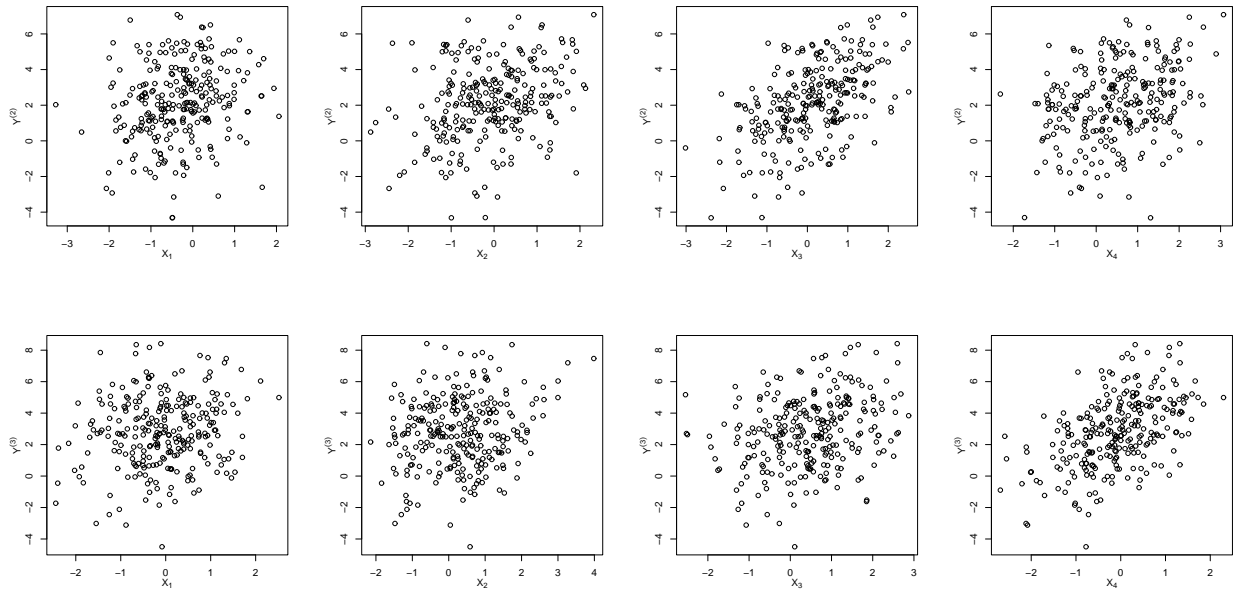


Figure S7: Scatterplots of Y against (X_1, \dots, X_4) within $\{T = 2, T = 3\}$ from a sample of size $n = 1000$ in data configuration (C3).

Table S1: Summary of $\hat{\mu}_t$ with sum-to-zero constraint for $t = 0, 1, 2, 3$.

	(C1) cor PS, cor OR			(C2) cor PS, mis OR			(C3) mis PS, cor OR			(C1) cor PS, cor OR			(C2) cor PS, mis OR			(C3) mis PS, cor OR		
	RCAL	RMLs	RMLg	RCAL	RMLs	RMLg	RCAL	RMLs	RMLg	RCAL	RMLs	RMLg	RCAL	RMLs	RMLg	RCAL	RMLs	RMLg
n = 1000, p = 50																		
	$\hat{\mu}_0$									$\hat{\mu}_1$								
Bias	-0.002	-0.016	-0.004	-0.010	-0.015	-0.013	-0.004	-0.022	-0.007	-0.014	-0.070	-0.020	-0.018	-0.061	-0.025	-0.012	-0.036	-0.016
$\sqrt{\text{Var}}$	0.094	0.098	0.095	0.100	0.108	0.103	0.094	0.096	0.094	0.096	0.101	0.098	0.102	0.106	0.103	0.096	0.101	0.099
$\sqrt{\text{EVar}}$	0.090	0.091	0.089	0.093	0.099	0.094	0.089	0.089	0.086	0.089	0.090	0.086	0.091	0.094	0.088	0.088	0.093	0.088
Cov90	0.883	0.879	0.871	0.869	0.872	0.865	0.868	0.867	0.852	0.871	0.776	0.859	0.855	0.787	0.836	0.861	0.842	0.841
Cov95	0.941	0.931	0.936	0.930	0.925	0.926	0.929	0.922	0.925	0.925	0.859	0.914	0.905	0.873	0.898	0.916	0.908	0.900
	$\hat{\mu}_2$									$\hat{\mu}_3$								
Bias	0.001	0.033	-0.001	-0.013	0.025	-0.011	-0.003	0.021	-0.006	-0.014	-0.069	-0.029	-0.024	-0.078	-0.048	-0.015	-0.047	-0.028
$\sqrt{\text{Var}}$	0.101	0.105	0.103	0.108	0.114	0.109	0.099	0.104	0.102	0.101	0.104	0.102	0.107	0.110	0.108	0.096	0.099	0.098
$\sqrt{\text{EVar}}$	0.089	0.091	0.088	0.091	0.096	0.091	0.088	0.092	0.089	0.089	0.089	0.085	0.091	0.094	0.087	0.088	0.088	0.085
Cov90	0.847	0.824	0.836	0.842	0.820	0.831	0.847	0.848	0.837	0.851	0.752	0.818	0.829	0.733	0.779	0.870	0.809	0.839
Cov95	0.907	0.895	0.898	0.908	0.888	0.898	0.916	0.903	0.917	0.919	0.828	0.881	0.901	0.824	0.850	0.916	0.892	0.898
n = 1000, p = 300																		
	$\hat{\mu}_0$									$\hat{\mu}_1$								
Bias	0.005	-0.012	-0.001	-0.010	-0.010	-0.008	-0.002	-0.021	-0.008	-0.014	-0.075	-0.027	-0.023	-0.060	-0.032	-0.013	-0.058	-0.027
$\sqrt{\text{Var}}$	0.096	0.102	0.099	0.101	0.111	0.107	0.091	0.097	0.092	0.094	0.104	0.098	0.100	0.106	0.104	0.092	0.098	0.096
$\sqrt{\text{EVar}}$	0.087	0.086	0.087	0.090	0.090	0.092	0.086	0.085	0.085	0.083	0.084	0.081	0.084	0.084	0.082	0.084	0.085	0.083
Cov90	0.871	0.843	0.857	0.854	0.827	0.849	0.878	0.841	0.870	0.839	0.706	0.809	0.831	0.729	0.789	0.863	0.778	0.820
Cov95	0.932	0.906	0.920	0.913	0.883	0.908	0.938	0.906	0.928	0.915	0.796	0.882	0.886	0.812	0.865	0.925	0.865	0.897
	$\hat{\mu}_2$									$\hat{\mu}_3$								
Bias	0.001	0.043	-0.004	-0.017	0.027	-0.013	-0.002	0.028	-0.008	-0.023	-0.087	-0.056	-0.045	-0.096	-0.085	-0.021	-0.067	-0.051
$\sqrt{\text{Var}}$	0.095	0.103	0.102	0.099	0.106	0.106	0.095	0.101	0.100	0.098	0.107	0.102	0.102	0.108	0.107	0.089	0.098	0.094
$\sqrt{\text{EVar}}$	0.083	0.084	0.082	0.084	0.085	0.083	0.084	0.085	0.083	0.085	0.082	0.081	0.085	0.083	0.082	0.084	0.083	0.081
Cov90	0.843	0.785	0.818	0.826	0.793	0.789	0.852	0.818	0.829	0.824	0.665	0.751	0.786	0.640	0.661	0.870	0.740	0.779
Cov95	0.914	0.853	0.889	0.891	0.862	0.870	0.916	0.892	0.901	0.897	0.752	0.823	0.856	0.725	0.740	0.931	0.819	0.856

Note: RCAL denotes $\hat{\mu}_t(\hat{m}_{\text{RWL}}^\#, \hat{\pi}_{\text{RCAL}})$, RMLs denotes $\hat{\mu}_t(\hat{m}_{\text{RMLs}}, \hat{\pi}_{\text{RML}})$ and RMLg denotes $\hat{\mu}_t(\hat{m}_{\text{RMLg}}, \hat{\pi}_{\text{RML}})$. Bias and Var are the Monte Carlo bias and variance of the point estimates. EVar is the mean of the variance estimates, and hence $\sqrt{\text{EVar}}$ also measures the L_2 -average of lengths of confidence intervals. Cov90 or Cov95 is the coverage proportion of the 90% or 95% confidence intervals.

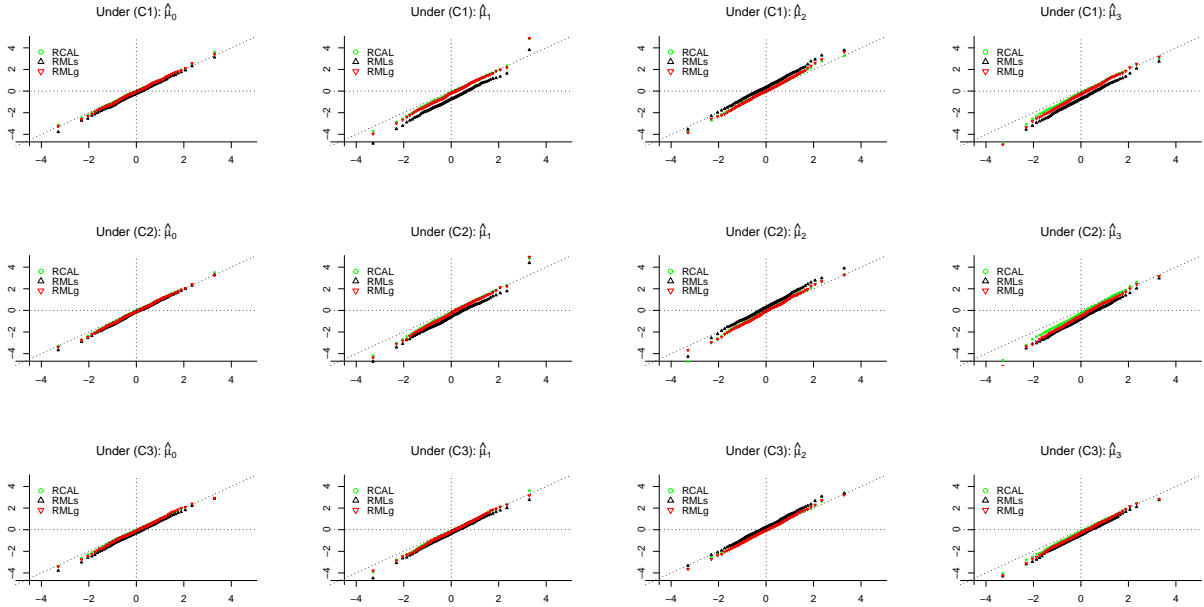


Figure S8: QQ plots of the t -statistics against standard normal based on $\hat{\mu}_t$ with $n = 1000, p = 50$ with one-to-zero constraint.

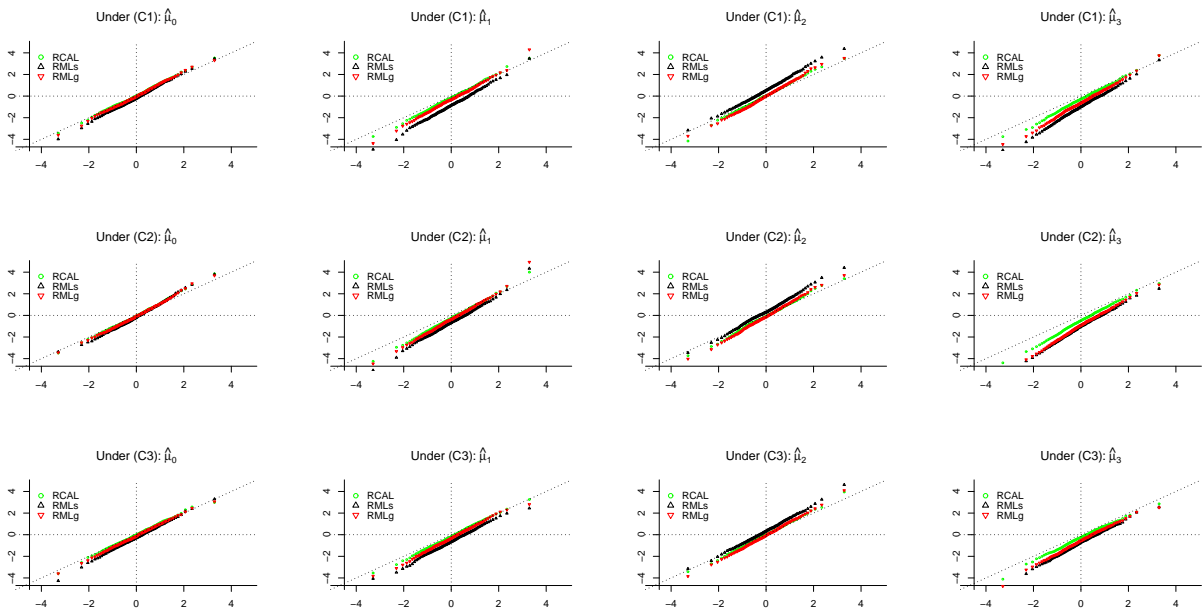


Figure S9: QQ plots of the t -statistics against standard normal based on $\hat{\mu}_t$ with $n = 1000, p = 300$ with one-to-zero constraint.

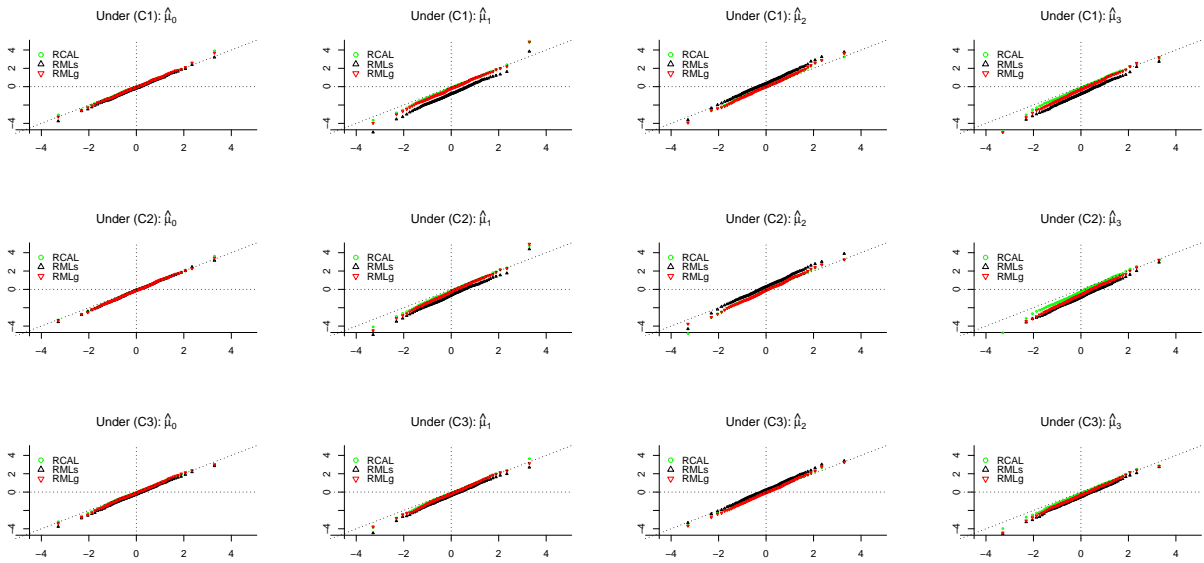


Figure S10: QQ plots of the t -statistics against standard normal based on $\hat{\mu}_t$ with $n = 1000, p = 50$ with sum-to-zero constraint.

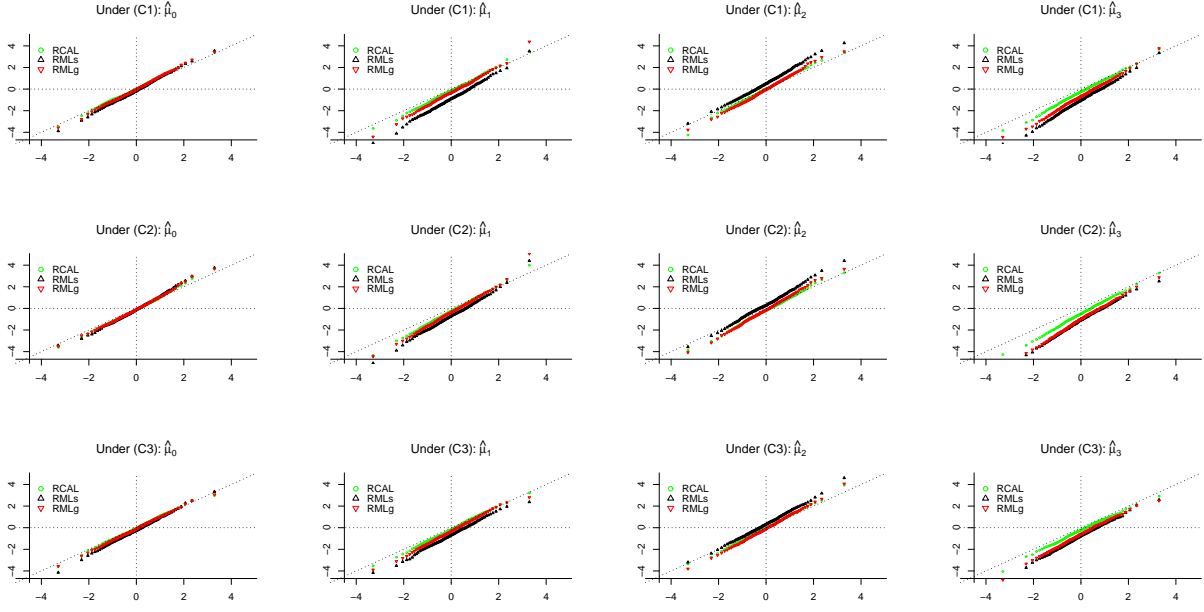


Figure S11: QQ plots of the t -statistics against standard normal based on $\hat{\mu}_t$ with $n = 1000, p = 300$ with sum-to-zero constraint.

Table S2: Under (C1), summary of $\hat{\nu}_t^{(k)}$ with one-to-zero constraint for $t, k = 0, 1, 2, 3$.

	$\hat{\nu}_t^{(0)}$			$\hat{\nu}_t^{(1)}$			$\hat{\nu}_t^{(2)}$			$\hat{\nu}_t^{(3)}$			$\hat{\nu}_t^{(0)}$			$\hat{\nu}_t^{(1)}$			$\hat{\nu}_t^{(2)}$			$\hat{\nu}_t^{(3)}$		
	RCAL	RMLs	RMLg	RCAL	RMLs	RMLg	RCAL	RMLs	RMLg	RCAL	RMLs	RMLg	RCAL	RMLs	RMLg	RCAL	RMLs	RMLg	RCAL	RMLs	RMLg	RCAL	RMLs	RMLg
p = 50																								
	t = 0									t = 1														
Bias	-0.002	-0.002	-0.002	-0.033	-0.024	-0.043	0.029	-0.048	0.019	0.003	-0.002	0.011	-0.032	-0.085	-0.038	0.001	0.001	0.001	-0.007	-0.004	-0.018	-0.024	-0.093	-0.029
$\sqrt{\text{Var}}$	0.144	0.144	0.144	0.130	0.137	0.133	0.141	0.156	0.145	0.130	0.140	0.138	0.133	0.142	0.138	0.127	0.127	0.127	0.149	0.167	0.161	0.144	0.154	0.152
$\sqrt{\text{EVar}}$	0.142	0.142	0.142	0.122	0.132	0.124	0.125	0.136	0.126	0.124	0.134	0.125	0.133	0.144	0.135	0.128	0.128	0.128	0.131	0.152	0.140	0.129	0.143	0.133
Cov90	0.891	0.891	0.891	0.856	0.878	0.851	0.853	0.842	0.851	0.892	0.879	0.864	0.878	0.830	0.865	0.903	0.903	0.903	0.852	0.796	0.839	0.854	0.808	0.829
Cov95	0.950	0.950	0.950	0.918	0.930	0.909	0.911	0.903	0.913	0.939	0.940	0.924	0.945	0.913	0.938	0.948	0.948	0.948	0.912	0.866	0.898	0.914	0.877	0.905
	t = 2									t = 3														
Bias	0.011	0.051	0.011	0.019	0.055	0.015	0.001	0.001	0.001	-0.027	0.031	-0.026	-0.016	-0.067	-0.021	-0.009	-0.092	-0.023	-0.038	-0.095	-0.056	-0.003	-0.003	-0.003
$\sqrt{\text{Var}}$	0.150	0.158	0.155	0.157	0.170	0.166	0.125	0.125	0.125	0.143	0.153	0.151	0.141	0.147	0.145	0.151	0.165	0.161	0.159	0.168	0.162	0.128	0.128	0.128
$\sqrt{\text{EVar}}$	0.136	0.145	0.138	0.132	0.149	0.141	0.127	0.127	0.127	0.128	0.141	0.134	0.134	0.143	0.135	0.129	0.141	0.131	0.129	0.141	0.132	0.131	0.131	0.131
Cov90	0.866	0.850	0.865	0.822	0.830	0.828	0.901	0.901	0.901	0.855	0.850	0.838	0.892	0.848	0.876	0.841	0.779	0.808	0.808	0.750	0.788	0.902	0.902	0.902
Cov95	0.922	0.921	0.915	0.891	0.892	0.904	0.949	0.949	0.949	0.917	0.917	0.912	0.940	0.919	0.931	0.907	0.845	0.876	0.877	0.846	0.862	0.951	0.951	0.951
p = 300																								
	t = 0									t = 1														
Bias	-0.003	-0.003	-0.003	-0.052	-0.036	-0.071	0.072	-0.017	0.054	0.002	0.000	0.019	-0.026	-0.084	-0.046	0.002	0.002	0.002	-0.002	-0.103	-0.020	-0.038	-0.116	-0.054
$\sqrt{\text{Var}}$	0.140	0.140	0.140	0.127	0.133	0.130	0.134	0.152	0.143	0.124	0.133	0.133	0.137	0.148	0.142	0.126	0.126	0.126	0.138	0.162	0.153	0.136	0.146	0.146
$\sqrt{\text{EVar}}$	0.141	0.141	0.141	0.113	0.120	0.115	0.115	0.120	0.116	0.115	0.121	0.115	0.126	0.131	0.126	0.127	0.127	0.127	0.119	0.133	0.125	0.119	0.126	0.120
Cov90	0.905	0.905	0.905	0.821	0.842	0.795	0.774	0.803	0.778	0.882	0.866	0.849	0.866	0.796	0.841	0.905	0.905	0.905	0.840	0.733	0.828	0.827	0.698	0.799
Cov95	0.958	0.958	0.958	0.894	0.906	0.862	0.865	0.871	0.861	0.933	0.923	0.909	0.929	0.868	0.901	0.950	0.950	0.950	0.896	0.813	0.883	0.904	0.812	0.864
	t = 2									t = 3														
Bias	0.019	0.074	0.021	0.032	0.077	0.025	0.003	0.003	0.003	-0.045	0.029	-0.055	-0.015	-0.073	-0.031	-0.024	-0.114	-0.057	-0.056	-0.140	-0.110	-0.003	-0.003	-0.003
$\sqrt{\text{Var}}$	0.141	0.149	0.149	0.143	0.158	0.159	0.126	0.126	0.126	0.136	0.147	0.148	0.136	0.147	0.138	0.136	0.150	0.146	0.145	0.155	0.151	0.131	0.131	0.131
$\sqrt{\text{EVar}}$	0.127	0.133	0.128	0.118	0.130	0.124	0.127	0.127	0.127	0.118	0.125	0.120	0.126	0.130	0.124	0.119	0.122	0.116	0.118	0.124	0.118	0.130	0.130	0.130
Cov90	0.857	0.800	0.824	0.826	0.767	0.802	0.909	0.909	0.909	0.817	0.814	0.783	0.860	0.803	0.835	0.843	0.697	0.781	0.793	0.624	0.670	0.893	0.893	0.893
Cov95	0.915	0.860	0.896	0.882	0.847	0.864	0.954	0.954	0.954	0.883	0.902	0.856	0.930	0.876	0.914	0.905	0.792	0.851	0.865	0.722	0.772	0.952	0.952	0.952

Note: RCAL denotes $\hat{\nu}_{t, \text{RCAL}}^{(k)}$, RMLs denotes $\hat{\nu}_{t, \text{RMLs}}^{(k)}$ and RMLg denotes $\hat{\nu}_{t, \text{RMLg}}^{(k)}$. Bias and Var are the Monte Carlo bias and variance of the point estimates. EVar is the mean of the variance estimates, and hence $\sqrt{\text{EVar}}$ also measures the L_2 -average of lengths of confidence intervals. Cov90 or Cov95 is the coverage proportion of the 90% or 95% confidence intervals.

Table S7: Under (C3), summary of $\hat{\nu}_t^{(k)}$ with sum-to-zero constraint for $t, k = 0, 1, 2, 3$.

	$\hat{\nu}_t^{(0)}$			$\hat{\nu}_t^{(1)}$			$\hat{\nu}_t^{(2)}$			$\hat{\nu}_t^{(3)}$			$\hat{\nu}_t^{(0)}$			$\hat{\nu}_t^{(1)}$			$\hat{\nu}_t^{(2)}$			$\hat{\nu}_t^{(3)}$		
	RCAL	RMLs	RMLg	RCAL	RMLs	RMLg	RCAL	RMLs	RMLg	RCAL	RMLs	RMLg	RCAL	RMLs	RMLg	RCAL	RMLs	RMLg	RCAL	RMLs	RMLg	RCAL	RMLs	RMLg
p = 50																								
t = 0												t = 1												
Bias	-0.004	-0.004	-0.004	-0.045	-0.023	-0.046	0.031	-0.054	0.016	0.001	-0.003	0.007	-0.021	-0.047	-0.029	-0.001	-0.001	-0.001	0.000	-0.034	-0.011	-0.026	-0.063	-0.027
$\sqrt{\text{Var}}$	0.134	0.134	0.134	0.136	0.140	0.135	0.137	0.148	0.141	0.125	0.132	0.131	0.141	0.147	0.145	0.126	0.126	0.126	0.144	0.162	0.157	0.139	0.149	0.147
$\sqrt{\text{EVar}}$	0.137	0.137	0.137	0.123	0.132	0.123	0.122	0.131	0.122	0.121	0.128	0.121	0.132	0.144	0.135	0.129	0.129	0.129	0.127	0.150	0.138	0.129	0.140	0.130
Cov90	0.902	0.902	0.902	0.837	0.874	0.842	0.852	0.831	0.846	0.879	0.888	0.861	0.878	0.875	0.863	0.909	0.909	0.909	0.856	0.858	0.852	0.856	0.832	0.843
Cov95	0.944	0.944	0.944	0.898	0.926	0.907	0.912	0.896	0.917	0.934	0.941	0.925	0.929	0.942	0.928	0.956	0.956	0.956	0.917	0.916	0.913	0.926	0.900	0.911
t = 2												t = 3												
Bias	0.009	0.027	0.000	0.014	0.034	0.002	-0.003	-0.003	-0.003	-0.035	0.024	-0.027	-0.001	-0.035	-0.017	-0.009	-0.067	-0.027	-0.043	-0.079	-0.062	-0.004	-0.004	-0.004
$\sqrt{\text{Var}}$	0.144	0.155	0.151	0.146	0.160	0.157	0.131	0.131	0.131	0.143	0.152	0.149	0.138	0.146	0.142	0.138	0.150	0.147	0.152	0.153	0.151	0.131	0.131	0.131
$\sqrt{\text{EVar}}$	0.132	0.145	0.138	0.128	0.141	0.134	0.128	0.128	0.128	0.128	0.139	0.132	0.131	0.140	0.132	0.127	0.137	0.128	0.129	0.134	0.127	0.129	0.129	0.129
Cov90	0.858	0.859	0.864	0.854	0.835	0.839	0.900	0.900	0.900	0.840	0.862	0.856	0.882	0.882	0.873	0.873	0.820	0.846	0.827	0.790	0.795	0.905	0.905	0.905
Cov95	0.916	0.915	0.916	0.906	0.898	0.898	0.955	0.955	0.955	0.905	0.924	0.908	0.945	0.935	0.935	0.929	0.894	0.910	0.885	0.871	0.869	0.951	0.951	0.951
p = 300																								
t = 0												t = 1												
Bias	-0.001	-0.001	-0.001	-0.086	-0.044	-0.082	0.075	-0.036	0.030	0.005	0.001	0.023	-0.015	-0.063	-0.038	0.007	0.007	0.007	0.000	-0.074	-0.023	-0.050	-0.109	-0.062
$\sqrt{\text{Var}}$	0.139	0.139	0.139	0.131	0.137	0.132	0.123	0.140	0.129	0.120	0.128	0.126	0.132	0.138	0.135	0.129	0.129	0.129	0.124	0.141	0.140	0.135	0.144	0.143
$\sqrt{\text{EVar}}$	0.137	0.137	0.137	0.115	0.120	0.114	0.113	0.119	0.113	0.113	0.117	0.111	0.124	0.130	0.124	0.129	0.129	0.129	0.117	0.128	0.122	0.119	0.124	0.118
Cov90	0.899	0.899	0.899	0.767	0.837	0.765	0.787	0.820	0.843	0.860	0.861	0.839	0.871	0.838	0.854	0.905	0.905	0.905	0.877	0.818	0.849	0.820	0.725	0.772
Cov95	0.948	0.948	0.948	0.846	0.898	0.848	0.875	0.885	0.898	0.937	0.924	0.907	0.923	0.908	0.919	0.950	0.950	0.950	0.928	0.889	0.907	0.899	0.813	0.860
t = 2												t = 3												
Bias	0.025	0.045	0.011	0.034	0.058	0.021	-0.003	-0.003	-0.003	-0.062	0.010	-0.060	0.003	-0.052	-0.031	-0.008	-0.080	-0.047	-0.071	-0.128	-0.118	-0.004	-0.004	-0.004
$\sqrt{\text{Var}}$	0.136	0.146	0.142	0.132	0.142	0.143	0.129	0.129	0.129	0.137	0.147	0.147	0.128	0.138	0.133	0.123	0.138	0.136	0.138	0.148	0.143	0.127	0.127	0.127
$\sqrt{\text{EVar}}$	0.123	0.131	0.126	0.117	0.125	0.119	0.129	0.129	0.129	0.120	0.126	0.121	0.123	0.127	0.121	0.117	0.120	0.115	0.119	0.121	0.115	0.130	0.130	0.130
Cov90	0.841	0.827	0.845	0.851	0.826	0.829	0.903	0.903	0.903	0.823	0.853	0.789	0.892	0.845	0.859	0.885	0.776	0.799	0.791	0.677	0.677	0.911	0.911	0.911
Cov95	0.917	0.907	0.913	0.906	0.900	0.896	0.954	0.954	0.954	0.887	0.910	0.870	0.941	0.898	0.914	0.942	0.854	0.881	0.858	0.761	0.761	0.952	0.952	0.952

Note: RCAL denotes $\hat{\nu}_{t, \text{RCAL}}^{(k)}$, RMLs denotes $\hat{\nu}_{t, \text{RMLs}}^{(k)}$ and RMLg denotes $\hat{\nu}_{t, \text{RMLg}}^{(k)}$. Bias and Var are the Monte Carlo bias and variance of the point estimates. EVar is the mean of the variance estimates, and hence $\sqrt{\text{EVar}}$ also measures the L_2 -average of lengths of confidence intervals. Cov90 or Cov95 is the coverage proportion of the 90% or 95% confidence intervals.

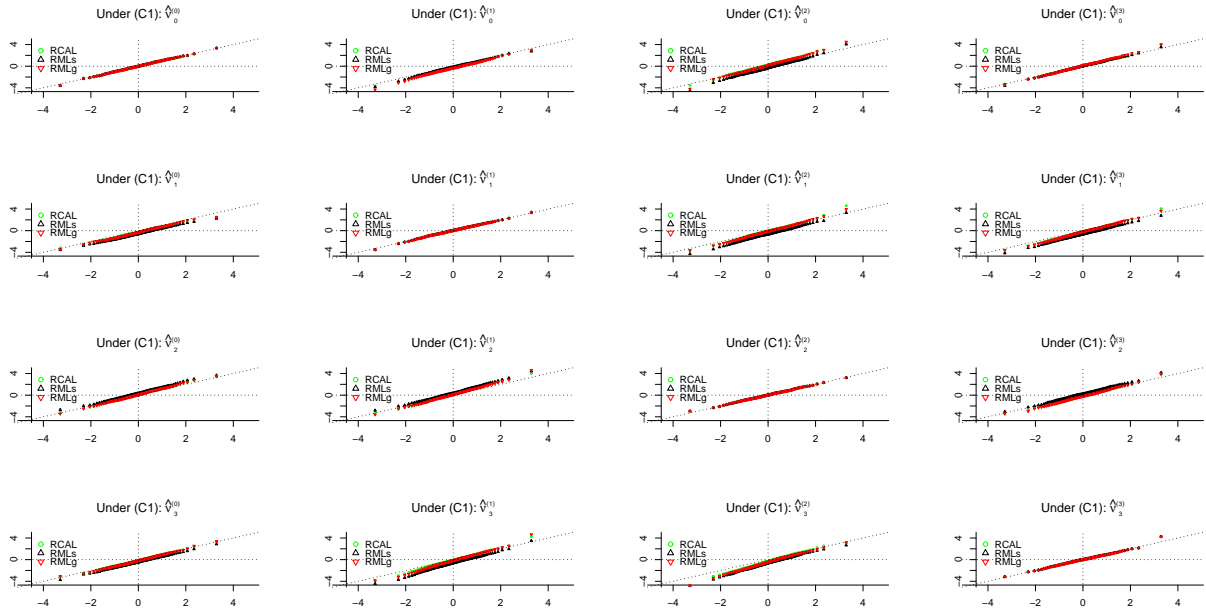


Figure S12: QQ plots of the t -statistics against standard normal based on $\hat{\nu}_t^{(k)}$ with $n = 1000, p = 50$ and one-to-zero constraint under (C1).

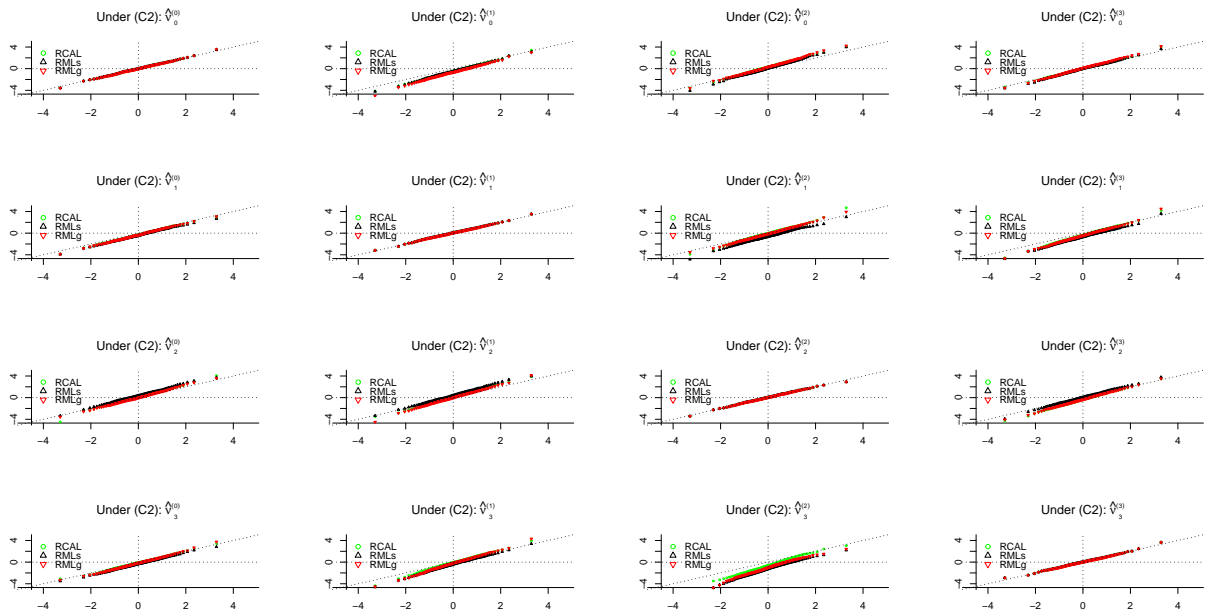


Figure S13: QQ plots of the t -statistics against standard normal based on $\hat{\nu}_t^{(k)}$ with $n = 1000, p = 50$ and one-to-zero constraint under (C2).

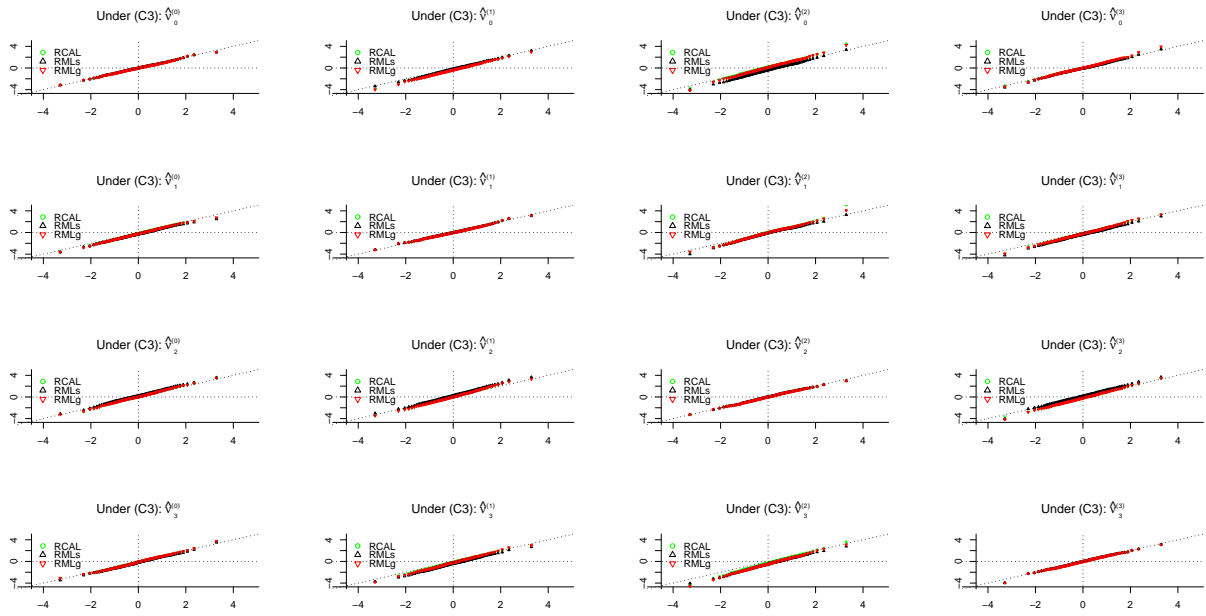


Figure S14: QQ plots of the t -statistics against standard normal based on $\hat{\nu}_t^{(k)}$ with $n = 1000, p = 50$ and one-to-zero constraint under (C3).

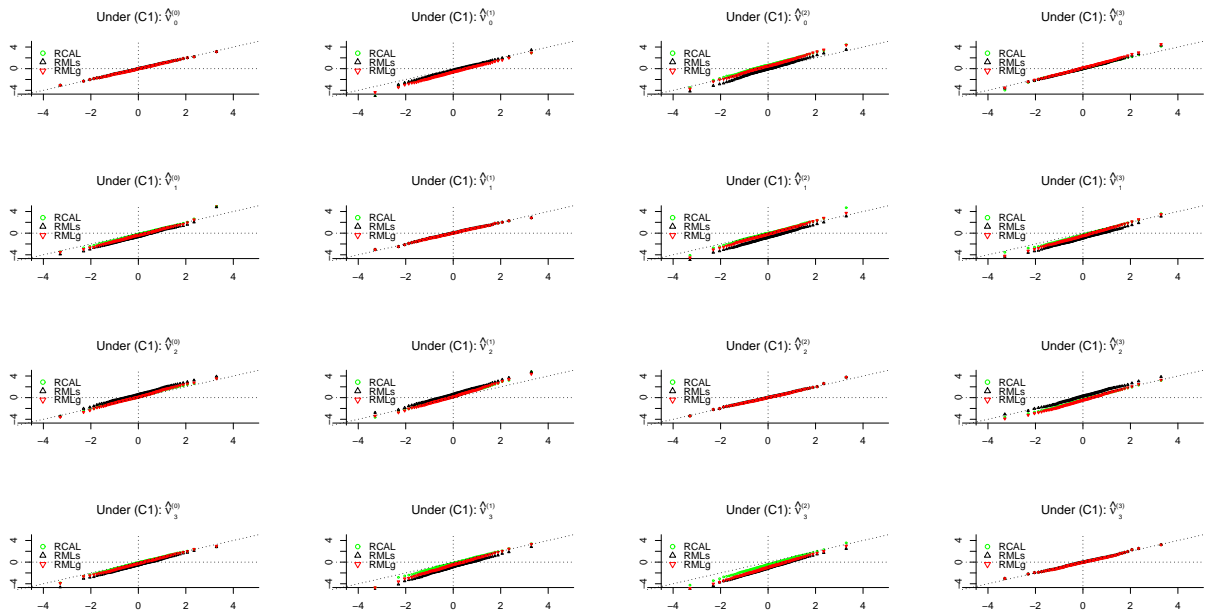


Figure S15: QQ plots of the t -statistics against standard normal based on $\hat{\nu}_t^{(k)}$ with $n = 1000, p = 300$ and one-to-zero constraint under (C1).

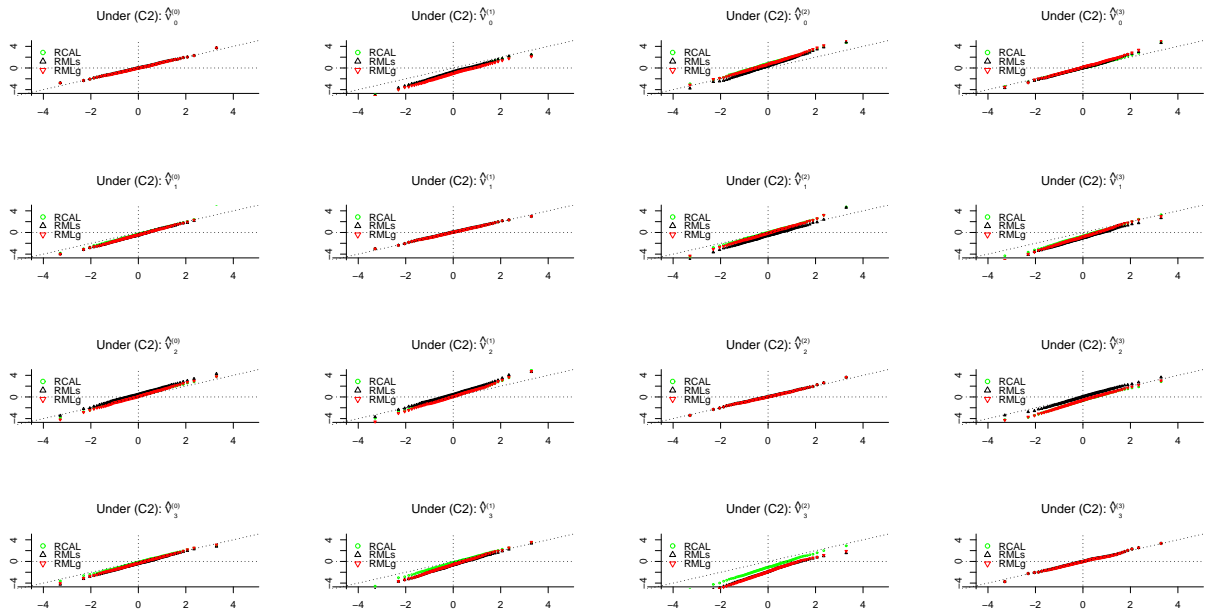


Figure S16: QQ plots of the t -statistics against standard normal based on $\hat{\nu}_t^{(k)}$ with $n = 1000, p = 300$ and one-to-zero constraint under (C2).

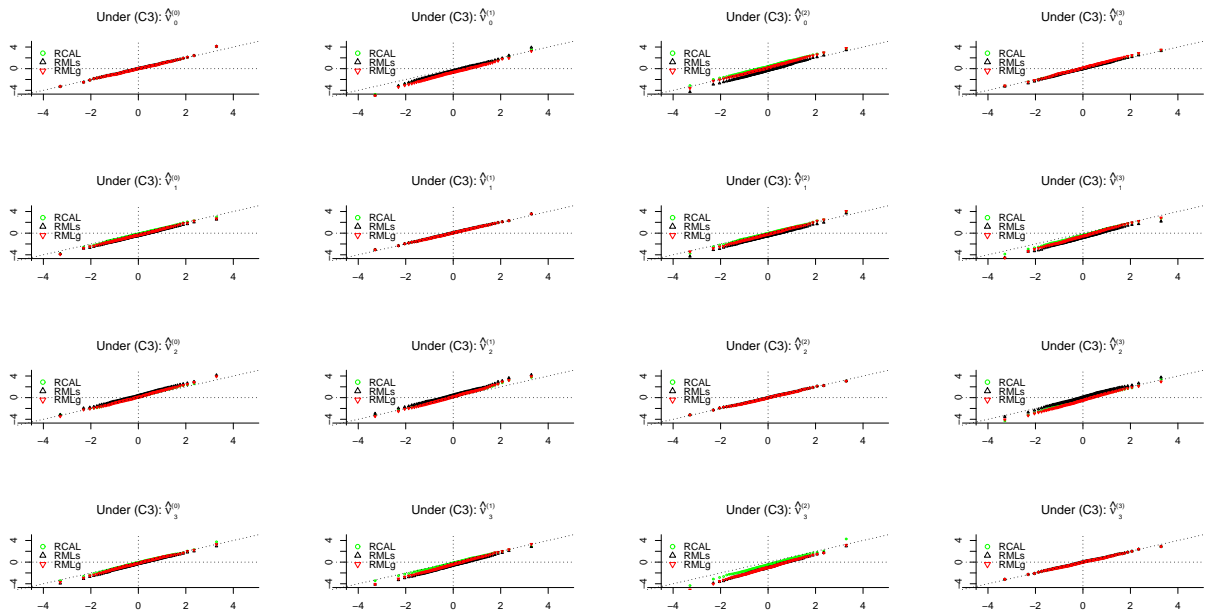


Figure S17: QQ plots of the t -statistics against standard normal based on $\hat{\nu}_t^{(k)}$ with $n = 1000, p = 300$ and one-to-zero constraint under (C3).

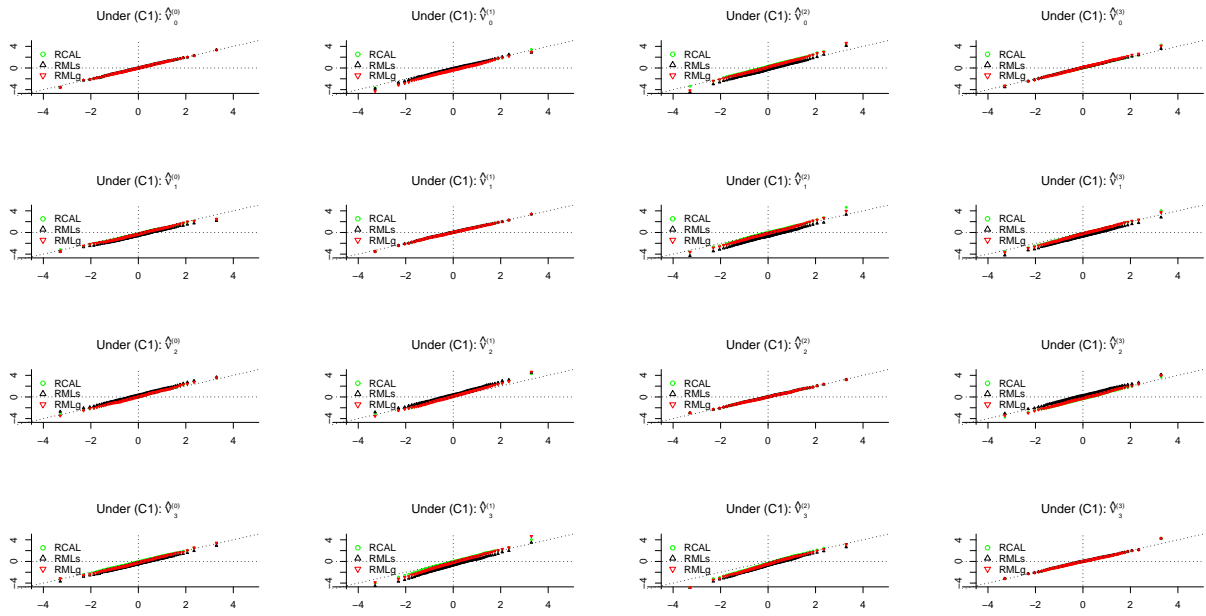


Figure S18: QQ plots of the t -statistics against standard normal based on $\hat{\nu}_t^{(k)}$ with $n = 1000, p = 50$ and sum-to-zero constraint under (C1).

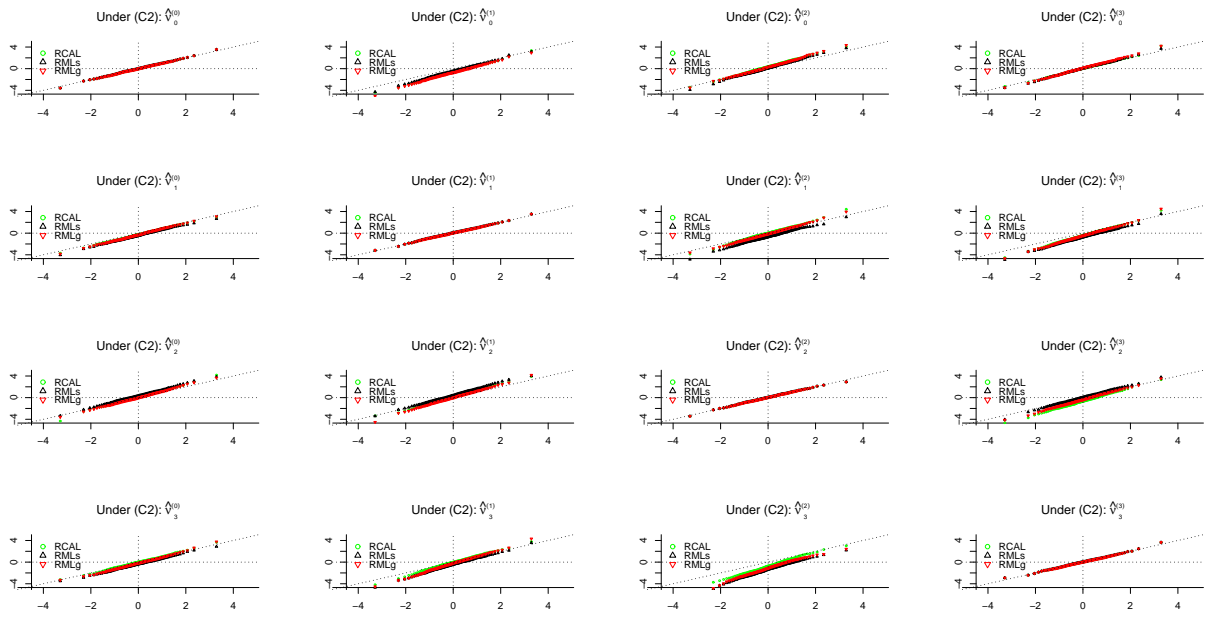


Figure S19: QQ plots of the t -statistics against standard normal based on $\hat{\nu}_t^{(k)}$ with $n = 1000, p = 50$ and sum-to-zero constraint under (C2).

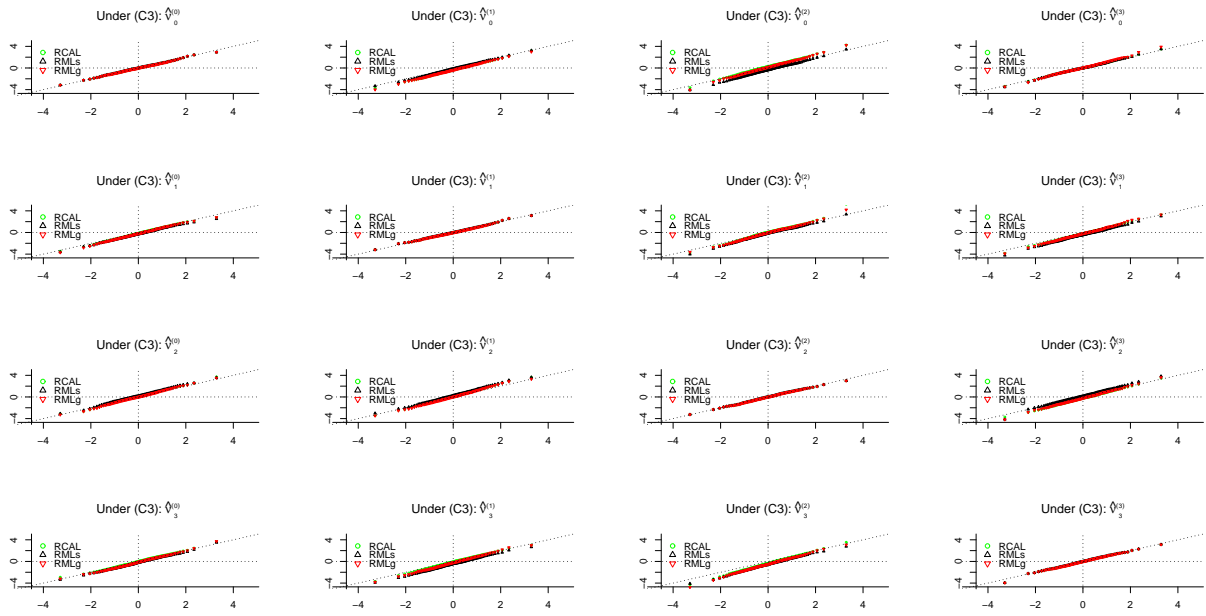


Figure S20: QQ plots of the t -statistics against standard normal based on $\hat{\nu}_t^{(k)}$ with $n = 1000, p = 50$ and sum-to-zero constraint under (C3).

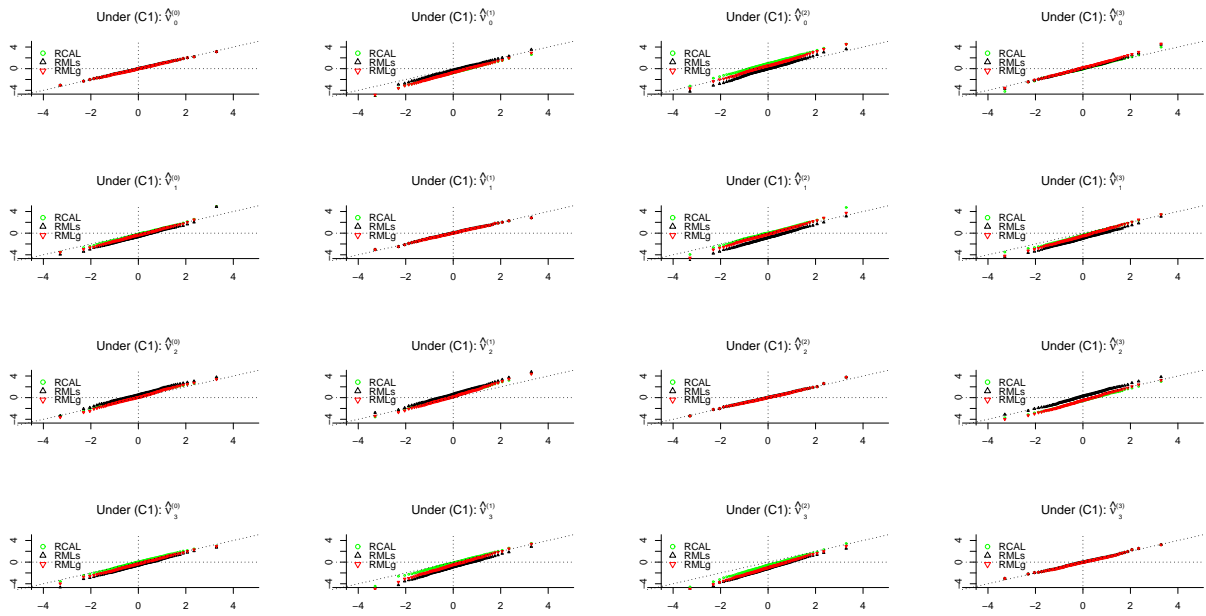


Figure S21: QQ plots of the t -statistics against standard normal based on $\hat{\nu}_t^{(k)}$ with $n = 1000, p = 300$ and sum-to-zero constraint under (C1).

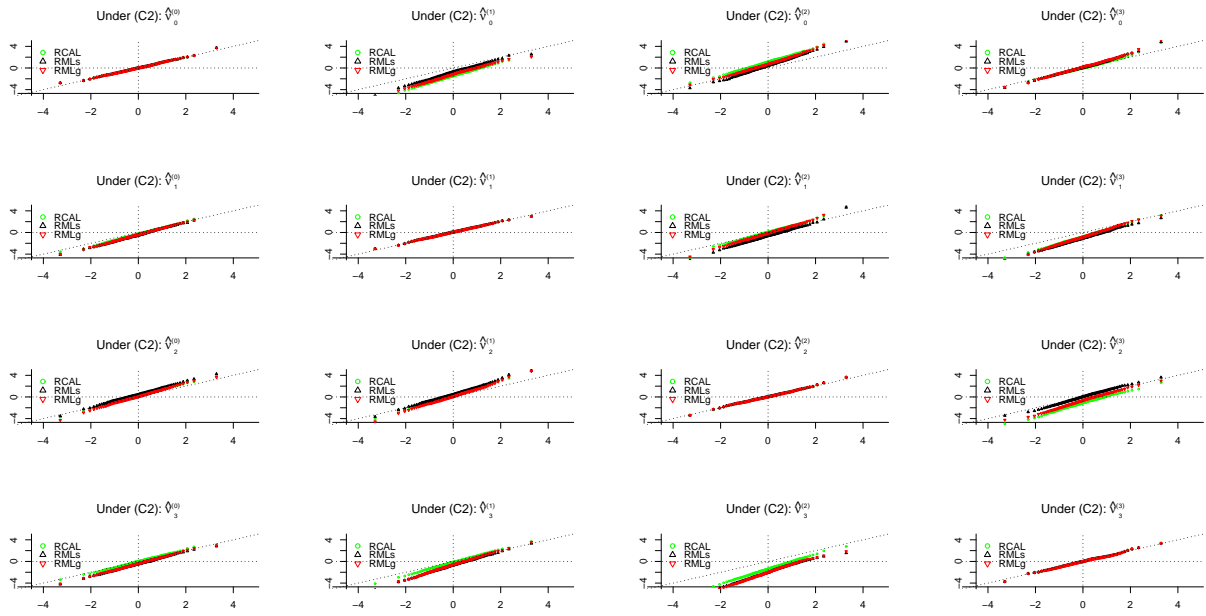


Figure S22: QQ plots of the t -statistics against standard normal based on $\hat{\nu}_t^{(k)}$ with $n = 1000, p = 300$ and sum-to-zero constraint under (C2).

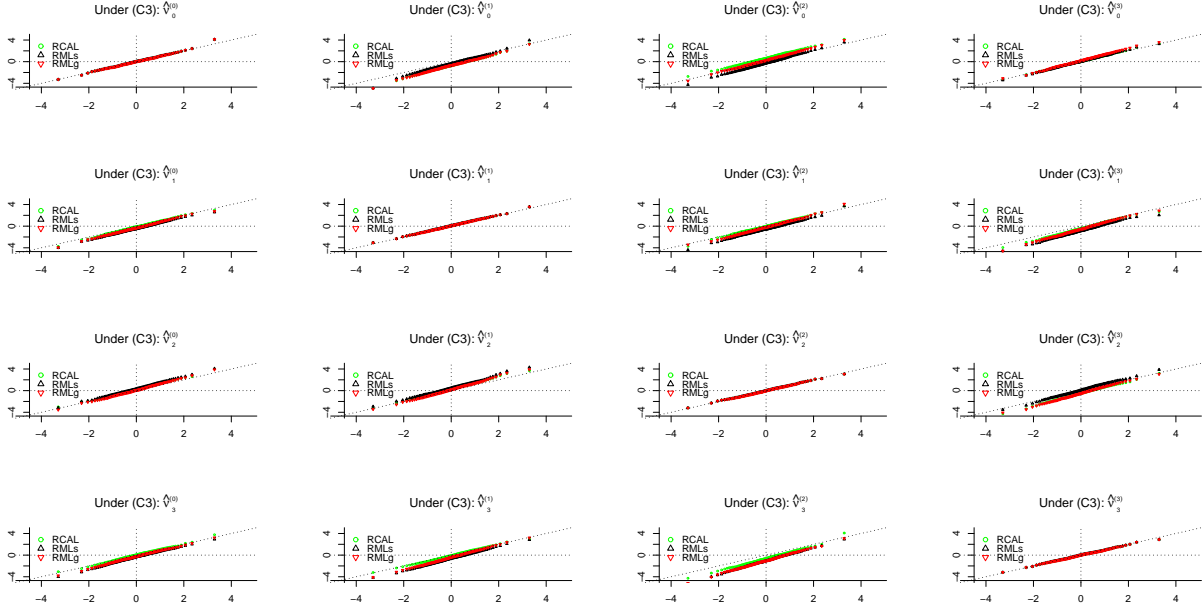


Figure S23: QQ plots of the t -statistics against standard normal based on $\hat{\nu}_t^{(k)}$ with $n = 1000, p = 300$ and sum-to-zero constraint under (C3).

IV Additional material for empirical application

Data preprocessing. The original dataset is downloaded from the US National Center of Health Statistics, and then preprocessed as follows for our analyses. The covariates used here are the same as in Almond et al. (2005) except for the covariate “parity indicator”, which is used in Almond et al. (2005) but cannot be found in the original dataset. Based on the Manual of the dataset, we construct this covariate by setting its value to 0 if the value of “interval since last live birth” is 777, which means there is no previous live birth. Otherwise, we set its value to be 0. Furthermore, we replace “777” in the covariate “interval since last live birth” with -1 . After dropping observations with missing data and converting categorical covariates into dummy variables, we have 411609 samples and 33 covariates.

Additional results. Tables S8 and S9 are summaries of $\hat{\mu}_t - \hat{\mu}_k$ and $\hat{\nu}_t^{(k)}$ on full sample for $t, k = 0, 1, \dots, 5$. Tables S10 and S11 are summarize of $\hat{\mu}_t - \hat{\mu}_k$ and $\hat{\nu}_t^{(k)}$ on sub samples for $t, k = 0, 1, \dots, 5$. Figures S24 and S25 show boxplots of number of nonzero estimated coefficients in PS model and the boxplots of MASCD. Figures S26, S27 and S28–S33 are the QQ plots of the standardized $\hat{\mu}_t, \hat{\mu}_t - \hat{\mu}_k$ and $\hat{\nu}_t^{(k)}$ against standard normal.

From confidence intervals in Table S8, we find that all methods CAL, RCAL, ML, RMLs and RMLg indicate that smoking could reduce birth weight and increasing the number of smoked cigarettes from 1-5 to 6-10 could further reduce birth weight at 95% confidence level. Because 95%

confidence interval for $\mu_3 - \mu_2$ contains 0, there is less evidence that further increasing the number of smoked cigarettes from 6-10 could further reduce birth weight.

For estimation of $\hat{\mu}_t - \hat{\mu}_k$, we find (a) RCAL, RMLs and RMLg perform similarly to each other in terms of the repeated-sampling means and variances. However, the estimated variances from RCAL are close to the repeated-sampling variances, whereas those from RMLs and RMLg show underestimation; (b) in terms of coverage proportions, RCAL is either comparable or much better than RMLs and RMLg. For example, 90% coverage proportions for $\mu_5 - \mu_0$ of RCAL, RMLs and RMLg are 0.890, 0.811 and 0.810, and 90% coverage proportions for $\mu_5 - \mu_2$ of RCAL, RMLs and RMLg are 0.898, 0.822 and 0.822.

For estimation of $\hat{\nu}_t^{(k)}$, we find (a) RCAL, RMLs and RMLg perform similarly to each other in terms of variance; (b) in terms of coverage proportions, RCAL performs slightly better or much better than RMLs and RMLg in most cases. For example, 90% coverage proportions for $\nu_3^{(0)}$ of RCAL, RMLs and RMLg are 0.894, 0.834 and 0.836, and 90% coverage proportions for $\nu_5^{(0)}$ of RCAL, RMLs and RMLg are 0.889, 0.803 and 0.803. There are two cases that RMLs and RMLg are better than RCAL, they are $\nu_0^{(2)}$ and $\nu_0^{(4)}$. For $\nu_0^{(2)}$, 90% coverage proportions of RMLs, RMLg and RCAL are 0.863, 0.857 and 0.836. For $\nu_0^{(4)}$, 90% coverage proportions of RMLs, RMLg and RCAL are 0.851, 0.829 and 0.792.

From Figure S25 we see that RCAL is associated with comparable MASCD compared to RMLs and RMLg for treatments 0, 3, and 5, slightly smaller MASCD for treatments 2 and 4, and slightly larger MASCD for treatment 1. But from Figure S24, we see that RCAL is associated with a much smaller number of nonzero estimated coefficients, or greater sparsity, than RMLs and RMLg.

From the QQ plots, we easily see that standardized estimates of RCAL are more aligned with the standard normal in general.

Additional results with tuning parameters selected as $\lambda.min$. Tables S12, S13 and S14 are summaries of $\hat{\mu}_t$, $\hat{\mu}_t - \hat{\mu}_k$ and $\hat{\nu}_t^{(k)}$ on full sample for $t, k = 0, 1, \dots, 5$ with tuning parameters selected as $\lambda.min$ for PS and OR models in all methods. Similarly, Tables S15, S16 and S17 are summaries of $\hat{\mu}_t$, $\hat{\mu}_t - \hat{\mu}_k$ and $\hat{\nu}_t^{(k)}$ on sub-samples for $t, k = 0, 1, \dots, 5$. Figures S34, S35 and S36 show boxplots of number of nonzero estimated coefficients in PS model, MASCD and RV. Figure S37 shows boxplots of number of nonzero estimated coefficients in OR model. Figures S38, S39 and S40-S45 are the QQ plots of the standardized $\hat{\mu}_t$, $\hat{\mu}_t - \hat{\mu}_k$ and $\hat{\nu}_t^{(k)}$ against standard normal. With $\lambda.min$ for all methods, similar conclusions are obtained as above although the advantage of RCAL over RMLs and RMLg is somewhat decreased.

Additional results with tuning parameters selected as $\lambda.1se$. Tables S18, S19 and S20 are summaries for $\hat{\mu}_t$, $\hat{\mu}_t - \hat{\mu}_k$ and $\hat{\nu}_t^{(k)}$ on full sample for $t, k = 0, 1, \dots, 5$ with tuning parameters

selected as $\lambda.1se$ for PS and OR models in all methods. Tables S21, S22 and S23 are summaries of $\hat{\mu}_t$, $\hat{\mu}_t - \hat{\mu}_k$ and $\hat{\nu}_t^{(k)}$ on sub-samples for $t, k = 0, 1, \dots, 5$. Figures S46, S47 and S48 show boxplots of number of nonzero estimated coefficients in PS model, MASCD and RV. Figure S49 shows boxplots of number of nonzero estimated coefficients in OR model. Figures S50, S51 and S52–S57 are the QQ plots of the standardized $\hat{\mu}_t$, $\hat{\mu}_t - \hat{\mu}_k$ and $\hat{\nu}_t^{(k)}$ against standard normal. The results with $\lambda.1se$ for all methods are the same as discussed in Section 7 except for those related to treatment 0 such as $\hat{\mu}_0$, $\hat{\mu}_t - \hat{\mu}_0$ and $\hat{\nu}_0^{(t)}$ for $t = 1, 2, \dots, 5$. From Table S21, we see that RCAL, RMLs and RMLg performs similarly to each other in terms of variance and coverage for μ_0 . From Table S22, we see that RCAL has comparable or better coverage proportions than RMLs and RMLg for $\mu_t - \mu_0$. From Table S23, we see that RCAL performs similarly to RMLs and better than RMLg in terms of coverage for $\nu_0^{(t)}$ for $t = 2, 3, 4, 5$. The only case where RCAL has a worse coverage than RMLs and RMLg is $\hat{\nu}_0^{(2)}$.

Table S8: Summary of $\hat{\mu}_t - \hat{\mu}_k$ on full sample for $t, k = 0, 1, \dots, 5$.

	Est	SE	95CI	Est	SE	95CI	Est	SE	95CI
	$\hat{\mu}_1 - \hat{\mu}_0$			$\hat{\mu}_2 - \hat{\mu}_0$			$\hat{\mu}_3 - \hat{\mu}_0$		
CAL	-0.0484	0.0021	(-0.0524, -0.0443)	-0.0677	0.0017	(-0.0710, -0.0644)	-0.0730	0.0049	(-0.0826, -0.0634)
ML	-0.0484	0.0020	(-0.0523, -0.0444)	-0.0679	0.0016	(-0.0711, -0.0647)	-0.0716	0.0045	(-0.0804, -0.0628)
RCAL	-0.0499	0.0022	(-0.0541, -0.0456)	-0.0698	0.0017	(-0.0730, -0.0666)	-0.0749	0.0042	(-0.0832, -0.0666)
RMLs	-0.0493	0.0020	(-0.0532, -0.0453)	-0.0692	0.0017	(-0.0726, -0.0658)	-0.0749	0.0036	(-0.0819, -0.0678)
RMLg	-0.0494	0.0021	(-0.0535, -0.0454)	-0.0703	0.0016	(-0.0736, -0.0671)	-0.0760	0.0037	(-0.0832, -0.0688)
	$\hat{\mu}_4 - \hat{\mu}_0$			$\hat{\mu}_5 - \hat{\mu}_0$			$\hat{\mu}_2 - \hat{\mu}_1$		
CAL	-0.0787	0.0023	(-0.0833, -0.0741)	-0.0805	0.0057	(-0.0917, -0.0693)	-0.0194	0.0026	(-0.0245, -0.0142)
ML	-0.0792	0.0022	(-0.0835, -0.0749)	-0.0838	0.0057	(-0.0951, -0.0726)	-0.0195	0.0025	(-0.0244, -0.0147)
RCAL	-0.0804	0.0021	(-0.0845, -0.0763)	-0.0826	0.0047	(-0.0919, -0.0734)	-0.0199	0.0027	(-0.0252, -0.0146)
RMLs	-0.0797	0.0020	(-0.0836, -0.0759)	-0.0828	0.0044	(-0.0913, -0.0742)	-0.0199	0.0026	(-0.0251, -0.0148)
RMLg	-0.0796	0.0021	(-0.0836, -0.0756)	-0.0834	0.0045	(-0.0922, -0.0747)	-0.0209	0.0026	(-0.0260, -0.0158)
	$\hat{\mu}_3 - \hat{\mu}_1$			$\hat{\mu}_4 - \hat{\mu}_1$			$\hat{\mu}_5 - \hat{\mu}_1$		
CAL	-0.0247	0.0053	(-0.0350, -0.0143)	-0.0303	0.0031	(-0.0364, -0.0243)	-0.0322	0.0061	(-0.0440, -0.0203)
ML	-0.0232	0.0048	(-0.0327, -0.0137)	-0.0308	0.0029	(-0.0365, -0.0252)	-0.0355	0.0060	(-0.0473, -0.0237)
RCAL	-0.0250	0.0047	(-0.0343, -0.0158)	-0.0305	0.0030	(-0.0364, -0.0246)	-0.0328	0.0052	(-0.0429, -0.0226)
RMLs	-0.0256	0.0041	(-0.0337, -0.0176)	-0.0305	0.0028	(-0.0359, -0.0250)	-0.0335	0.0048	(-0.0429, -0.0242)
RMLg	-0.0266	0.0042	(-0.0348, -0.0184)	-0.0302	0.0029	(-0.0358, -0.0245)	-0.0340	0.0049	(-0.0436, -0.0244)
	$\hat{\mu}_3 - \hat{\mu}_2$			$\hat{\mu}_4 - \hat{\mu}_2$			$\hat{\mu}_5 - \hat{\mu}_2$		
CAL	-0.0053	0.0051	(-0.0154, 0.0048)	-0.0110	0.0028	(-0.0165, -0.0054)	-0.0128	0.0059	(-0.0245, -0.0011)
ML	-0.0037	0.0047	(-0.0129, 0.0055)	-0.0113	0.0026	(-0.0164, -0.0061)	-0.0160	0.0059	(-0.0275, -0.0044)
RCAL	-0.0051	0.0045	(-0.0140, 0.0037)	-0.0106	0.0026	(-0.0157, -0.0054)	-0.0128	0.0050	(-0.0226, -0.0031)
RMLs	-0.0057	0.0040	(-0.0135, 0.0021)	-0.0105	0.0026	(-0.0156, -0.0055)	-0.0136	0.0047	(-0.0227, -0.0044)
RMLg	-0.0057	0.0040	(-0.0135, 0.0022)	-0.0093	0.0026	(-0.0143, -0.0042)	-0.0131	0.0047	(-0.0223, -0.0039)
	$\hat{\mu}_4 - \hat{\mu}_3$			$\hat{\mu}_5 - \hat{\mu}_3$			$\hat{\mu}_5 - \hat{\mu}_4$		
CAL	-0.0057	0.0054	(-0.0162, 0.0049)	-0.0075	0.0075	(-0.0222, 0.0072)	-0.0018	0.0062	(-0.0139, 0.0102)
ML	-0.0076	0.0049	(-0.0173, 0.0021)	-0.0123	0.0072	(-0.0265, 0.0019)	-0.0047	0.0061	(-0.0166, 0.0073)
RCAL	-0.0055	0.0047	(-0.0147, 0.0037)	-0.0077	0.0063	(-0.0201, 0.0047)	-0.0023	0.0051	(-0.0123, 0.0078)
RMLs	-0.0049	0.0041	(-0.0129, 0.0031)	-0.0079	0.0056	(-0.0189, 0.0032)	-0.0030	0.0048	(-0.0124, 0.0063)
RMLg	-0.0036	0.0042	(-0.0118, 0.0046)	-0.0074	0.0057	(-0.0187, 0.0038)	-0.0038	0.0049	(-0.0134, 0.0057)

Note: Est, SE, or 95CI denotes point estimate, standard error, or 95% confidence interval respectively. RCAL, RMLs, or RMLg denotes $\hat{\mu}_t(\hat{m}_{\text{RWL}}^\#, \hat{\pi}_{\text{RCAL}}) - \hat{\mu}_k(\hat{m}_{\text{RWL}}^\#, \hat{\pi}_{\text{RCAL}})$, $\hat{\mu}_t(\hat{m}_{\text{RMLs}}, \hat{\pi}_{\text{RML}}) - \hat{\mu}_k(\hat{m}_{\text{RMLs}}, \hat{\pi}_{\text{RML}})$, or $\hat{\mu}_t(\hat{m}_{\text{RMLg}}, \hat{\pi}_{\text{RML}}) - \hat{\mu}_k(\hat{m}_{\text{RMLg}}, \hat{\pi}_{\text{RML}})$ respectively. CAL or ML denotes non-regularized estimation with main effects only in PS and OR models.

Table S9: Summary of $\hat{\nu}_t^{(k)}$ on full sample for $t, k = 0, 1, \dots, 5$.

	$\hat{\nu}_t^{(0)}$			$\hat{\nu}_t^{(1)}$			$\hat{\nu}_t^{(2)}$			$\hat{\nu}_t^{(3)}$			$\hat{\nu}_t^{(4)}$			$\hat{\nu}_t^{(5)}$		
	Est	SE	95CI	Est	SE	95CI	Est	SE	95CI	Est	SE	95CI	Est	SE	95CI	Est	SE	95CI
t = 0																		
CAL	8.1272	0.0003	(8.1266, 8.1279)	8.1025	0.0009	(8.1007, 8.1043)	8.1098	0.0008	(8.1082, 8.1113)	8.1240	0.0011	(8.1218, 8.1262)	8.1193	0.0009	(8.1174, 8.1211)	8.1253	0.0015	(8.1223, 8.1283)
ML	8.1272	0.0003	(8.1266, 8.1279)	8.1025	0.0009	(8.1007, 8.1042)	8.1102	0.0010	(8.1083, 8.1122)	8.1262	0.0024	(8.1214, 8.1309)	8.1253	0.0061	(8.1134, 8.1372)	8.1360	0.0095	(8.1175, 8.1546)
RCAL	8.1272	0.0003	(8.1266, 8.1279)	8.1011	0.0009	(8.0994, 8.1028)	8.1072	0.0008	(8.1057, 8.1088)	8.1227	0.0007	(8.1213, 8.1242)	8.1162	0.0009	(8.1145, 8.1180)	8.1225	0.0012	(8.1203, 8.1248)
RMLs	8.1272	0.0003	(8.1266, 8.1279)	8.1011	0.0009	(8.0995, 8.1028)	8.1075	0.0008	(8.1060, 8.1090)	8.1230	0.0011	(8.1209, 8.1252)	8.1169	0.0010	(8.1149, 8.1189)	8.1235	0.0018	(8.1199, 8.1270)
RMLg	8.1272	0.0003	(8.1266, 8.1279)	8.1016	0.0007	(8.1002, 8.1030)	8.1078	0.0007	(8.1064, 8.1092)	8.1233	0.0007	(8.1219, 8.1247)	8.1172	0.0009	(8.1154, 8.1190)	8.1240	0.0013	(8.1214, 8.1266)
t = 1																		
CAL	8.0787	0.0022	(8.0743, 8.0830)	8.0576	0.0019	(8.0538, 8.0614)	8.0633	0.0019	(8.0596, 8.0670)	8.0767	0.0021	(8.0725, 8.0808)	8.0701	0.0022	(8.0658, 8.0744)	8.0715	0.0031	(8.0655, 8.0775)
ML	8.0792	0.0021	(8.0752, 8.0833)	8.0576	0.0019	(8.0538, 8.0614)	8.0632	0.0018	(8.0596, 8.0668)	8.0764	0.0021	(8.0723, 8.0806)	8.0699	0.0020	(8.0660, 8.0739)	8.0711	0.0026	(8.0661, 8.0761)
RCAL	8.0772	0.0023	(8.0727, 8.0817)	8.0576	0.0019	(8.0538, 8.0614)	8.0609	0.0019	(8.0572, 8.0646)	8.0612	0.0019	(8.0575, 8.0648)	8.0645	0.0019	(8.0609, 8.0682)	8.0609	0.0019	(8.0572, 8.0646)
RMLs	8.0773	0.0021	(8.0731, 8.0814)	8.0576	0.0019	(8.0538, 8.0614)	8.0622	0.0019	(8.0584, 8.0660)	8.0766	0.0020	(8.0727, 8.0805)	8.0693	0.0021	(8.0652, 8.0734)	8.0716	0.0025	(8.0666, 8.0765)
RMLg	8.0771	0.0022	(8.0729, 8.0814)	8.0576	0.0019	(8.0538, 8.0614)	8.0619	0.0020	(8.0580, 8.0658)	8.0766	0.0019	(8.0728, 8.0804)	8.0695	0.0021	(8.0653, 8.0737)	8.0730	0.0024	(8.0683, 8.0778)
t = 2																		
CAL	8.0603	0.0018	(8.0567, 8.0639)	8.0358	0.0015	(8.0329, 8.0387)	8.0398	0.0013	(8.0372, 8.0424)	8.0511	0.0016	(8.0480, 8.0542)	8.0441	0.0014	(8.0412, 8.0469)	8.0434	0.0021	(8.0392, 8.0476)
ML	8.0607	0.0017	(8.0574, 8.0640)	8.0358	0.0015	(8.0329, 8.0387)	8.0398	0.0013	(8.0372, 8.0424)	8.0509	0.0016	(8.0478, 8.0541)	8.0440	0.0014	(8.0413, 8.0468)	8.0435	0.0019	(8.0398, 8.0472)
RCAL	8.0576	0.0018	(8.0541, 8.0610)	8.0393	0.0013	(8.0367, 8.0419)	8.0398	0.0013	(8.0372, 8.0424)	8.0406	0.0013	(8.0380, 8.0432)	8.0408	0.0013	(8.0382, 8.0433)	8.0400	0.0013	(8.0374, 8.0426)
RMLs	8.0581	0.0019	(8.0543, 8.0618)	8.0363	0.0014	(8.0335, 8.0390)	8.0398	0.0013	(8.0372, 8.0424)	8.0516	0.0015	(8.0487, 8.0546)	8.0444	0.0014	(8.0416, 8.0471)	8.0441	0.0019	(8.0404, 8.0479)
RMLg	8.0567	0.0018	(8.0532, 8.0601)	8.0367	0.0014	(8.0340, 8.0394)	8.0398	0.0013	(8.0372, 8.0424)	8.0518	0.0013	(8.0493, 8.0544)	8.0449	0.0014	(8.0422, 8.0476)	8.0459	0.0017	(8.0426, 8.0492)
t = 3																		
CAL	8.0544	0.0055	(8.0435, 8.0652)	8.0352	0.0040	(8.0273, 8.0431)	8.0375	0.0034	(8.0308, 8.0441)	8.0474	0.0030	(8.0416, 8.0533)	8.0414	0.0032	(8.0352, 8.0477)	8.0421	0.0038	(8.0347, 8.0496)
ML	8.0567	0.0049	(8.0471, 8.0663)	8.0345	0.0042	(8.0263, 8.0428)	8.0373	0.0034	(8.0307, 8.0439)	8.0474	0.0030	(8.0416, 8.0533)	8.0415	0.0032	(8.0353, 8.0478)	8.0423	0.0035	(8.0354, 8.0493)
RCAL	8.0499	0.0046	(8.0408, 8.0590)	8.0467	0.0030	(8.0408, 8.0526)	8.0463	0.0030	(8.0404, 8.0523)	8.0474	0.0030	(8.0416, 8.0533)	8.0470	0.0030	(8.0412, 8.0529)	8.0474	0.0030	(8.0415, 8.0532)
RMLs	8.0520	0.0039	(8.0444, 8.0595)	8.0334	0.0038	(8.0259, 8.0408)	8.0349	0.0037	(8.0276, 8.0422)	8.0474	0.0030	(8.0416, 8.0533)	8.0408	0.0034	(8.0342, 8.0474)	8.0429	0.0034	(8.0362, 8.0496)
RMLg	8.0507	0.0039	(8.0431, 8.0584)	8.0337	0.0040	(8.0258, 8.0416)	8.0346	0.0040	(8.0268, 8.0425)	8.0474	0.0030	(8.0416, 8.0533)	8.0405	0.0035	(8.0336, 8.0474)	8.0434	0.0035	(8.0365, 8.0503)
t = 4																		
CAL	8.0488	0.0026	(8.0438, 8.0538)	8.0261	0.0023	(8.0217, 8.0306)	8.0312	0.0018	(8.0278, 8.0347)	8.0426	0.0017	(8.0392, 8.0459)	8.0365	0.0016	(8.0334, 8.0396)	8.0374	0.0020	(8.0335, 8.0413)
ML	8.0488	0.0024	(8.0441, 8.0534)	8.0263	0.0021	(8.0222, 8.0304)	8.0312	0.0017	(8.0279, 8.0345)	8.0425	0.0017	(8.0391, 8.0459)	8.0365	0.0016	(8.0334, 8.0396)	8.0373	0.0019	(8.0336, 8.0411)
RCAL	8.0456	0.0023	(8.0411, 8.0501)	8.0357	0.0016	(8.0326, 8.0388)	8.0356	0.0016	(8.0325, 8.0387)	8.0367	0.0016	(8.0336, 8.0397)	8.0365	0.0016	(8.0334, 8.0396)	8.0365	0.0016	(8.0334, 8.0396)
RMLs	8.0471	0.0021	(8.0429, 8.0513)	8.0266	0.0019	(8.0228, 8.0304)	8.0312	0.0017	(8.0279, 8.0344)	8.0428	0.0016	(8.0396, 8.0459)	8.0365	0.0016	(8.0334, 8.0396)	8.0384	0.0018	(8.0349, 8.0418)
RMLg	8.0472	0.0022	(8.0429, 8.0516)	8.0282	0.0020	(8.0243, 8.0321)	8.0315	0.0017	(8.0281, 8.0348)	8.0428	0.0015	(8.0399, 8.0457)	8.0365	0.0016	(8.0334, 8.0396)	8.0386	0.0016	(8.0354, 8.0417)
t = 5																		
CAL	8.0482	0.0062	(8.0361, 8.0603)	8.0160	0.0082	(8.0000, 8.0320)	8.0231	0.0055	(8.0123, 8.0339)	8.0377	0.0038	(8.0303, 8.0451)	8.0303	0.0036	(8.0232, 8.0375)	8.0318	0.0034	(8.0251, 8.0384)
ML	8.0448	0.0061	(8.0328, 8.0567)	8.0153	0.0081	(7.9994, 8.0312)	8.0233	0.0050	(8.0134, 8.0331)	8.0372	0.0037	(8.0300, 8.0444)	8.0302	0.0035	(8.0233, 8.0372)	8.0318	0.0034	(8.0251, 8.0384)
RCAL	8.0440	0.0052	(8.0337, 8.0542)	8.0304	0.0034	(8.0237, 8.0372)	8.0302	0.0035	(8.0233, 8.0370)	8.0319	0.0034	(8.0253, 8.0385)	8.0315	0.0034	(8.0249, 8.0382)	8.0318	0.0034	(8.0251, 8.0384)
RMLs	8.0446	0.0046	(8.0355, 8.0536)	8.0224	0.0056	(8.0114, 8.0335)	8.0255	0.0044	(8.0169, 8.0342)	8.0370	0.0033	(8.0305, 8.0435)	8.0305	0.0035	(8.0236, 8.0374)	8.0318	0.0034	(8.0251, 8.0384)
RMLg	8.0440	0.0047	(8.0347, 8.0533)	8.0218	0.0058	(8.0105, 8.0331)	8.0246	0.0045	(8.0157, 8.0335)	8.0366	0.0034	(8.0300, 8.0432)	8.0296	0.0036	(8.0225, 8.0367)	8.0318	0.0034	(8.0251, 8.0384)

Note: Est, SE, or 95CI denotes point estimate, standard error, or 95% confidence interval respectively. CAL denotes $\hat{\nu}_{t,CAL}^{(k)}$. ML denotes $\hat{\nu}_{t,ML}^{(k)}$. RCAL denotes $\hat{\nu}_{t,RCAL}^{(k)}$. RMLs denotes $\hat{\nu}_{t,RMLs}^{(k)}$. RMLg denotes $\hat{\nu}_{t,RMLg}^{(k)}$.

Table S10: Summary of $\hat{\mu}_t - \hat{\mu}_k$ on sub samples for $t, k = 0, 1, \dots, 5$.

	Mean	$\sqrt{\text{Var}}$	$\sqrt{\text{EVar}}$	Cov90	Cov95	Mean	$\sqrt{\text{Var}}$	$\sqrt{\text{EVar}}$	Cov90	Cov95	Mean	$\sqrt{\text{Var}}$	$\sqrt{\text{EVar}}$	Cov90	Cov95
	$\hat{\mu}_1 - \hat{\mu}_0$					$\hat{\mu}_2 - \hat{\mu}_0$					$\hat{\mu}_3 - \hat{\mu}_0$				
RCAL	-0.055	0.010	0.010	0.897	0.950	-0.073	0.007	0.008	0.914	0.949	-0.075	0.018	0.017	0.896	0.948
RMLs	-0.051	0.009	0.009	0.898	0.938	-0.072	0.007	0.007	0.903	0.948	-0.076	0.017	0.014	0.865	0.910
RMLg	-0.052	0.009	0.010	0.896	0.939	-0.073	0.007	0.007	0.905	0.950	-0.076	0.017	0.014	0.867	0.909
	$\hat{\mu}_4 - \hat{\mu}_0$					$\hat{\mu}_5 - \hat{\mu}_0$					$\hat{\mu}_2 - \hat{\mu}_1$				
RCAL	-0.080	0.009	0.010	0.903	0.954	-0.086	0.018	0.018	0.890	0.938	-0.018	0.012	0.012	0.919	0.966
RMLs	-0.083	0.009	0.009	0.883	0.931	-0.085	0.018	0.015	0.811	0.883	-0.021	0.011	0.012	0.913	0.955
RMLg	-0.084	0.009	0.009	0.883	0.932	-0.086	0.018	0.015	0.810	0.889	-0.021	0.011	0.012	0.912	0.956
	$\hat{\mu}_3 - \hat{\mu}_1$					$\hat{\mu}_4 - \hat{\mu}_1$					$\hat{\mu}_5 - \hat{\mu}_1$				
RCAL	-0.019	0.020	0.020	0.913	0.947	-0.025	0.013	0.014	0.911	0.969	-0.031	0.020	0.021	0.908	0.956
RMLs	-0.024	0.019	0.017	0.880	0.930	-0.032	0.013	0.013	0.907	0.949	-0.034	0.020	0.017	0.847	0.915
RMLg	-0.024	0.019	0.017	0.881	0.931	-0.032	0.013	0.013	0.909	0.949	-0.034	0.020	0.017	0.852	0.920
	$\hat{\mu}_3 - \hat{\mu}_2$					$\hat{\mu}_4 - \hat{\mu}_2$					$\hat{\mu}_5 - \hat{\mu}_2$				
RCAL	-0.002	0.019	0.018	0.900	0.947	-0.007	0.011	0.012	0.916	0.962	-0.013	0.020	0.019	0.898	0.952
RMLs	-0.003	0.018	0.016	0.862	0.923	-0.011	0.011	0.011	0.889	0.957	-0.013	0.019	0.016	0.822	0.887
RMLg	-0.003	0.018	0.016	0.859	0.924	-0.011	0.011	0.011	0.891	0.959	-0.013	0.019	0.016	0.822	0.889
	$\hat{\mu}_4 - \hat{\mu}_3$					$\hat{\mu}_5 - \hat{\mu}_3$					$\hat{\mu}_5 - \hat{\mu}_4$				
RCAL	-0.006	0.020	0.019	0.908	0.958	-0.012	0.025	0.025	0.915	0.958	-0.006	0.020	0.020	0.903	0.957
RMLs	-0.008	0.019	0.017	0.860	0.931	-0.010	0.025	0.021	0.836	0.905	-0.002	0.021	0.017	0.825	0.893
RMLg	-0.008	0.019	0.017	0.860	0.930	-0.010	0.025	0.021	0.838	0.907	-0.002	0.021	0.017	0.825	0.895

Note: Mean, Var, EVar, Cov90, and Cov95 are calculated over the 1000 repeated subsamples, with the mean treated as the true value. RCAL denotes $\hat{\mu}_t(\hat{m}_{\text{RWL}}^\#, \hat{\pi}_{\text{RCAL}}) - \hat{\mu}_k(\hat{m}_{\text{RWL}}^\#, \hat{\pi}_{\text{RCAL}})$. RMLs denotes $\hat{\mu}_t(\hat{m}_{\text{RMLs}}, \hat{\pi}_{\text{RML}}) - \hat{\mu}_k(\hat{m}_{\text{RMLs}}, \hat{\pi}_{\text{RML}})$. RMLg denotes $\hat{\mu}_t(\hat{m}_{\text{RMLg}}, \hat{\pi}_{\text{RML}}) - \hat{\mu}_k(\hat{m}_{\text{RMLg}}, \hat{\pi}_{\text{RML}})$.

Table S11: Summary of $\hat{\nu}_t^{(k)}$ on sub samples for $t, k = 0, 1, \dots, 5$.

	$\hat{\nu}_t^{(0)}$			$\hat{\nu}_t^{(1)}$			$\hat{\nu}_t^{(2)}$			$\hat{\nu}_t^{(3)}$			$\hat{\nu}_t^{(4)}$			$\hat{\nu}_t^{(5)}$		
	RCAL	RMLs	RMLg	RCAL	RMLs	RMLg	RCAL	RMLs	RMLg	RCAL	RMLs	RMLg	RCAL	RMLs	RMLg	RCAL	RML	RMLg
t = 0																		
$\sqrt{\text{Var}}$	0.002	0.002	0.002	0.004	0.004	0.003	0.004	0.004	0.003	0.004	0.005	0.003	0.004	0.004	0.004	0.005	0.007	0.004
$\sqrt{\text{EVar}}$	0.002	0.002	0.002	0.004	0.004	0.003	0.003	0.003	0.003	0.003	0.005	0.002	0.004	0.004	0.003	0.003	0.006	0.003
Cov90	0.896	0.896	0.896	0.853	0.879	0.842	0.836	0.863	0.857	0.827	0.876	0.770	0.792	0.851	0.829	0.789	0.871	0.781
Cov95	0.956	0.956	0.956	0.914	0.933	0.907	0.902	0.926	0.926	0.891	0.940	0.854	0.883	0.929	0.902	0.859	0.926	0.851
t = 1																		
$\sqrt{\text{Var}}$	0.010	0.010	0.010	0.009	0.009	0.009	0.009	0.009	0.009	0.009	0.009	0.009	0.009	0.010	0.010	0.009	0.010	0.010
$\sqrt{\text{EVar}}$	0.010	0.010	0.010	0.010	0.010	0.010	0.010	0.010	0.010	0.010	0.009	0.009	0.010	0.010	0.010	0.010	0.010	0.010
Cov90	0.907	0.894	0.893	0.909	0.909	0.909	0.911	0.911	0.913	0.909	0.899	0.904	0.912	0.903	0.906	0.909	0.887	0.889
Cov95	0.951	0.939	0.940	0.954	0.954	0.954	0.953	0.954	0.954	0.953	0.947	0.949	0.954	0.948	0.950	0.954	0.950	0.950
t = 2																		
$\sqrt{\text{Var}}$	0.008	0.007	0.007	0.006	0.007	0.007	0.006	0.006	0.006	0.006	0.006	0.006	0.006	0.006	0.006	0.006	0.007	0.007
$\sqrt{\text{EVar}}$	0.008	0.007	0.007	0.007	0.007	0.007	0.007	0.007	0.007	0.007	0.006	0.006	0.007	0.007	0.007	0.007	0.007	0.007
Cov90	0.905	0.897	0.896	0.908	0.895	0.901	0.910	0.910	0.910	0.910	0.902	0.910	0.913	0.913	0.915	0.911	0.887	0.891
Cov95	0.949	0.945	0.942	0.950	0.946	0.950	0.950	0.950	0.950	0.952	0.955	0.955	0.952	0.958	0.960	0.951	0.939	0.946
t = 3																		
$\sqrt{\text{Var}}$	0.019	0.018	0.018	0.014	0.017	0.016	0.014	0.016	0.016	0.014	0.014	0.014	0.014	0.016	0.016	0.014	0.015	0.015
$\sqrt{\text{EVar}}$	0.018	0.015	0.015	0.015	0.016	0.016	0.015	0.017	0.017	0.015	0.015	0.015	0.015	0.017	0.017	0.015	0.016	0.016
Cov90	0.894	0.834	0.836	0.903	0.890	0.890	0.906	0.913	0.914	0.903	0.903	0.903	0.902	0.919	0.920	0.902	0.907	0.908
Cov95	0.947	0.894	0.894	0.945	0.940	0.941	0.947	0.948	0.949	0.946	0.946	0.946	0.947	0.957	0.959	0.946	0.947	0.948
t = 4																		
$\sqrt{\text{Var}}$	0.010	0.010	0.010	0.008	0.009	0.009	0.008	0.008	0.008	0.008	0.008	0.008	0.008	0.008	0.008	0.008	0.008	0.008
$\sqrt{\text{EVar}}$	0.010	0.009	0.009	0.008	0.009	0.009	0.008	0.008	0.008	0.008	0.007	0.007	0.008	0.008	0.008	0.008	0.008	0.008
Cov90	0.909	0.873	0.876	0.888	0.880	0.882	0.893	0.896	0.898	0.888	0.867	0.872	0.888	0.888	0.888	0.890	0.879	0.881
Cov95	0.952	0.926	0.927	0.939	0.930	0.931	0.937	0.943	0.942	0.937	0.926	0.926	0.937	0.937	0.937	0.937	0.933	0.935
t = 5																		
$\sqrt{\text{Var}}$	0.019	0.019	0.019	0.017	0.020	0.020	0.017	0.019	0.019	0.017	0.017	0.017	0.017	0.018	0.018	0.017	0.017	0.017
$\sqrt{\text{EVar}}$	0.019	0.015	0.015	0.017	0.017	0.017	0.017	0.018	0.018	0.017	0.015	0.015	0.017	0.018	0.018	0.017	0.017	0.017
Cov90	0.889	0.803	0.803	0.885	0.831	0.838	0.887	0.869	0.872	0.882	0.860	0.858	0.885	0.900	0.906	0.886	0.886	0.886
Cov95	0.942	0.873	0.874	0.939	0.879	0.886	0.942	0.927	0.932	0.941	0.913	0.913	0.944	0.942	0.946	0.943	0.943	0.943

Note: Var, EVar, Cov90, and Cov95 are calculated over the 1000 repeated subsamples, with the mean treated as the true value. RCAL denotes $\hat{\nu}_{t,RCAL}^{(k)}$. RMLs denotes $\hat{\nu}_{t,RMLs}^{(k)}$. RMLg denotes $\hat{\nu}_{t,RMLg}^{(k)}$.

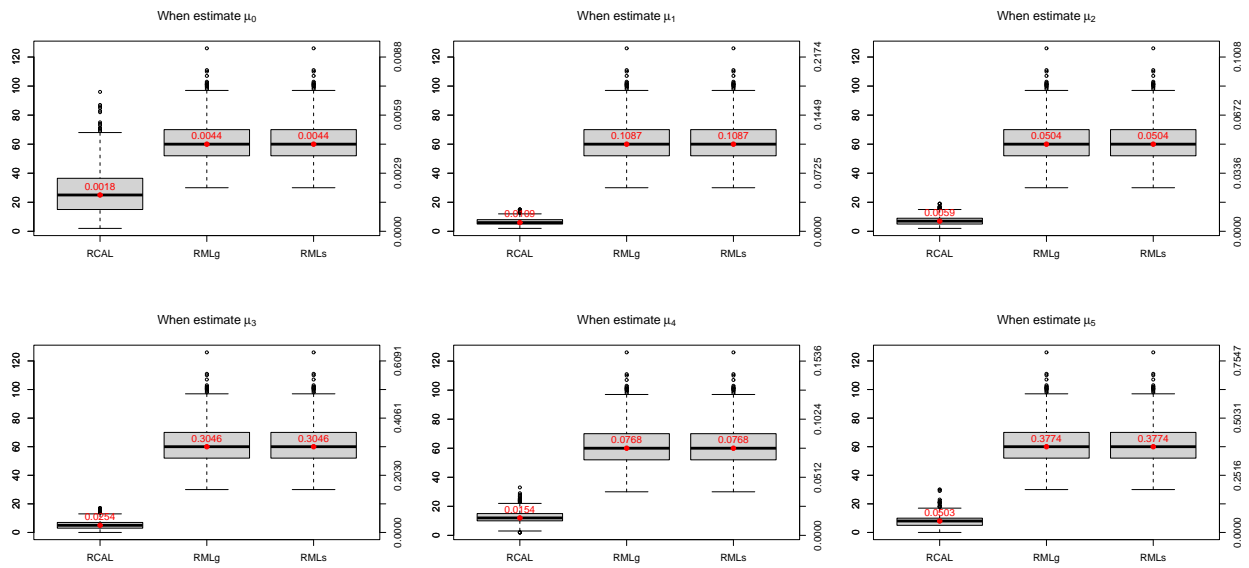


Figure S24: Boxplot of number of nonzero estimated coefficients in PS model. Left y axis represents number of nonzero estimated coefficients. Right y axis represents ratio of number of nonzero estimated coefficients over corresponding treatment group size. Red number is the mean of ratios.

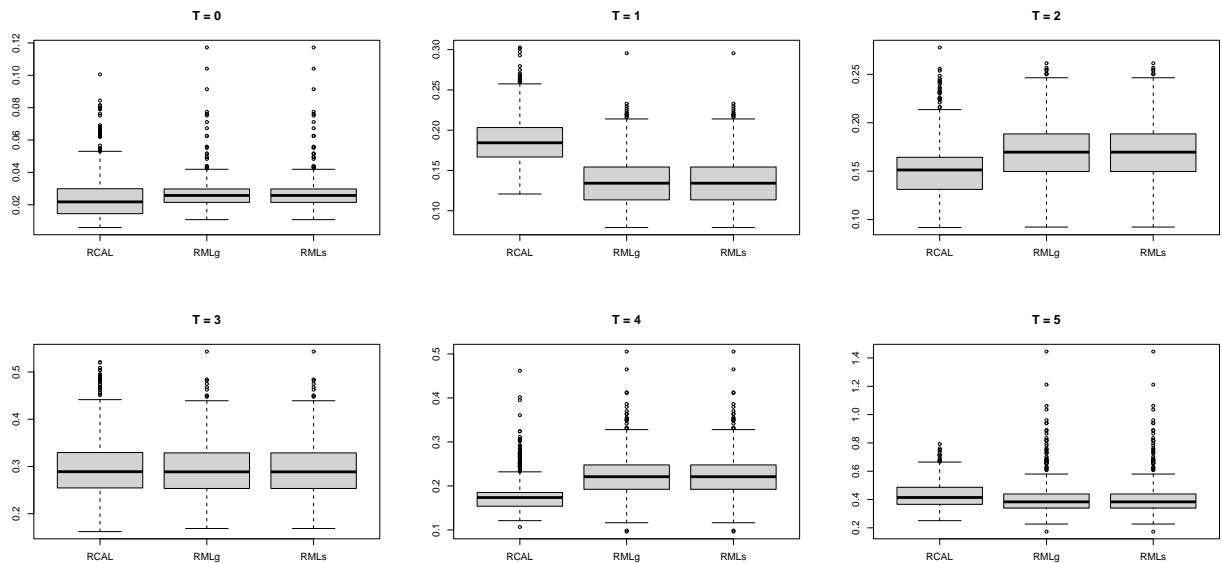


Figure S25: Boxplots of maximum absolute standard calibration differences (MASCD)

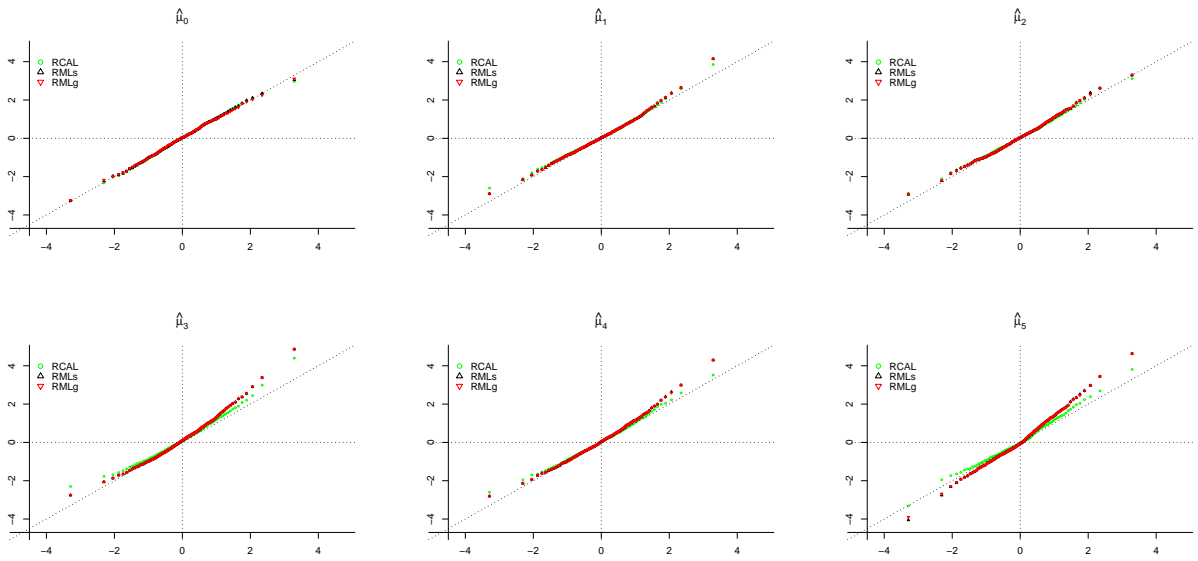


Figure S26: QQ plots of the standardized $\hat{\mu}_t$ against standard normal.

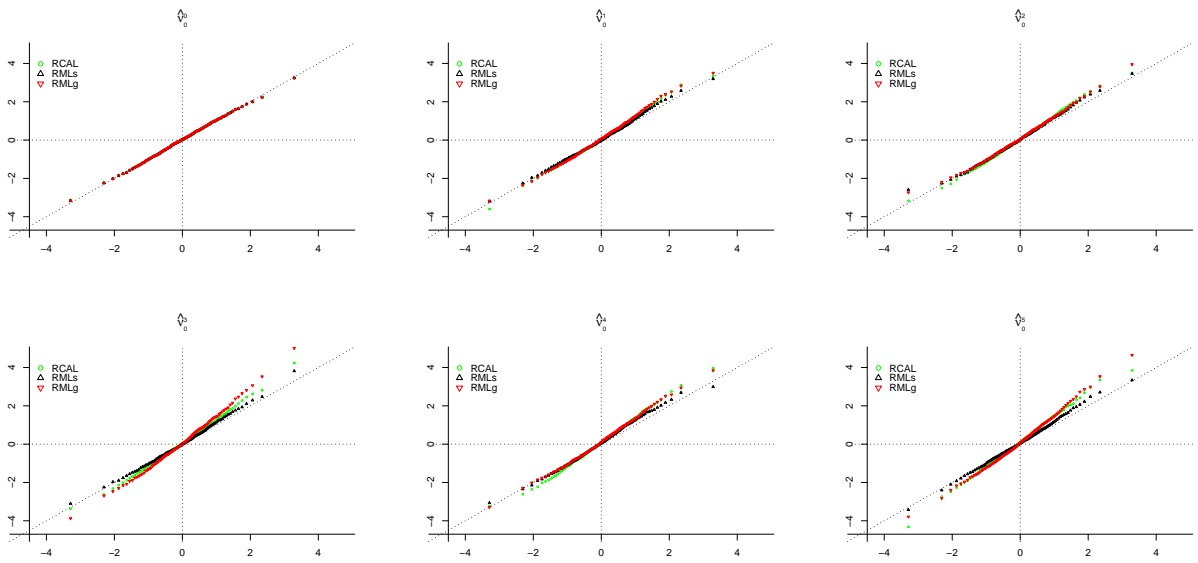


Figure S28: QQ plots of the standardized $\hat{\nu}_t^{(k)}$ against standard normal for $t = 0$

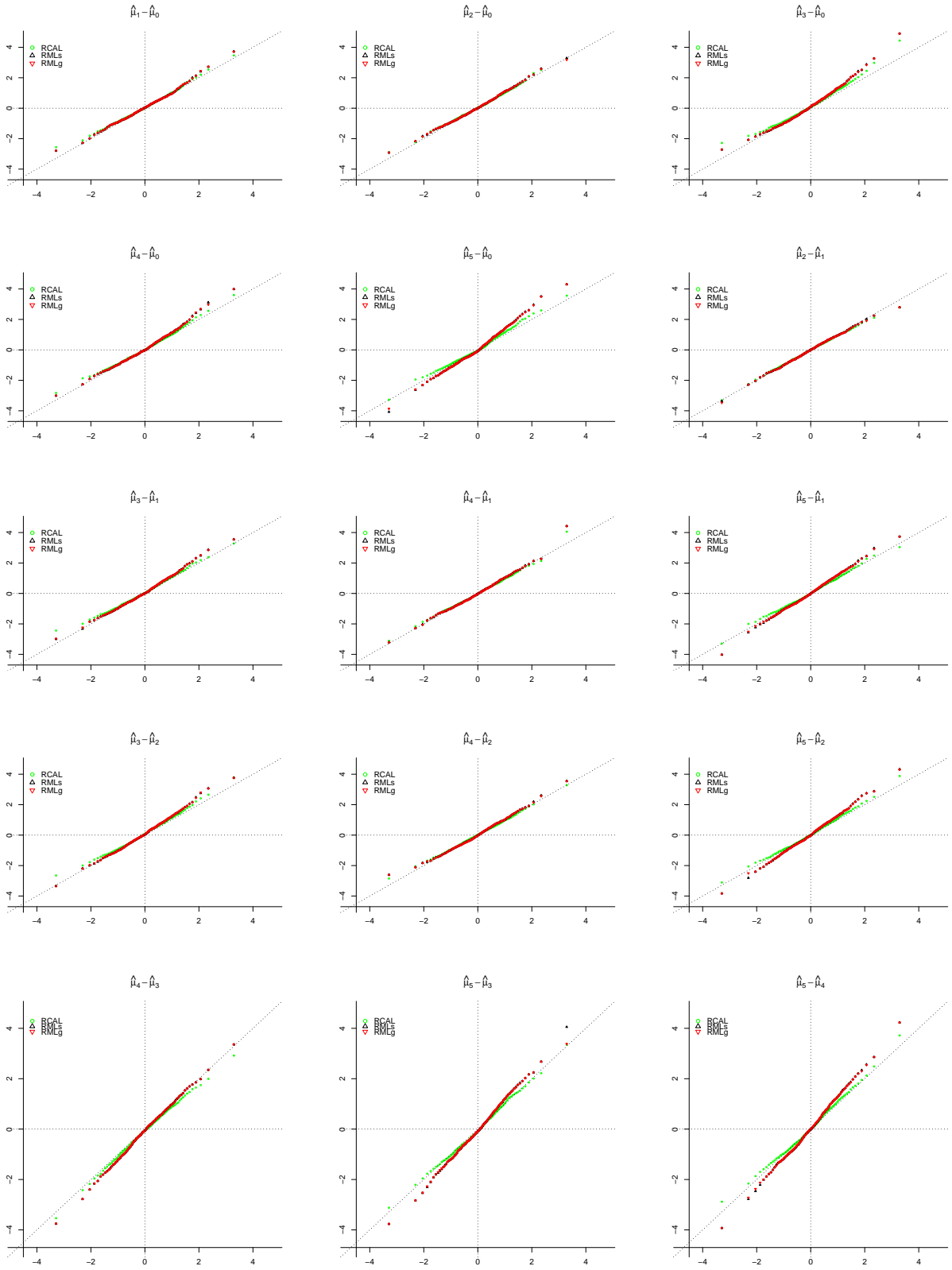


Figure S27: QQ plots of the standardized $\hat{\mu}_t - \hat{\mu}_k$ against standard normal.

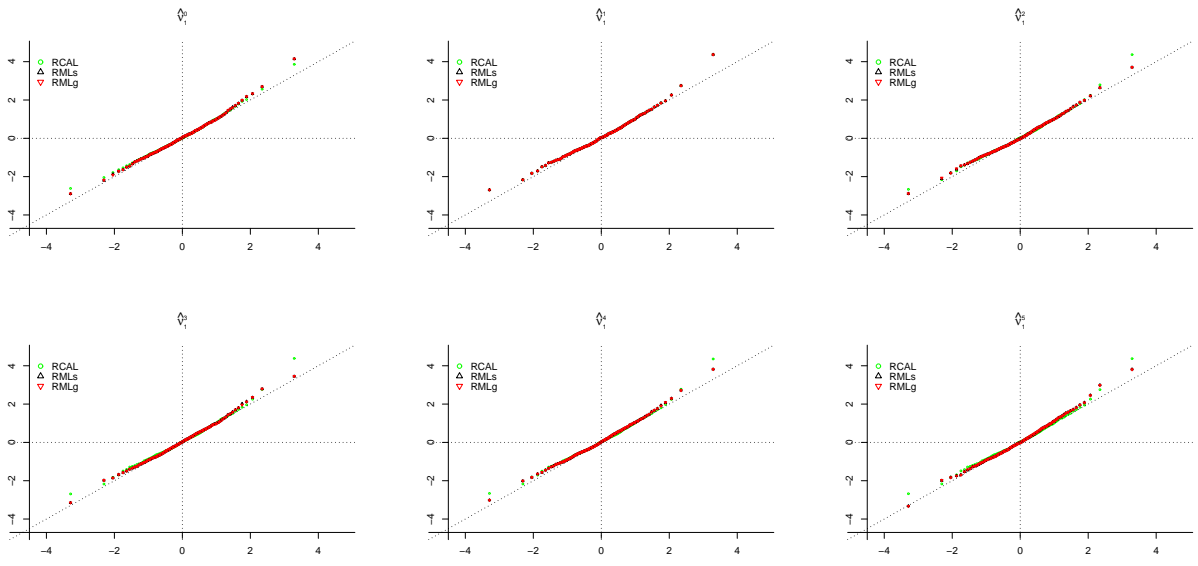


Figure S29: QQ plots of the standardized $\hat{\nu}_t^{(k)}$ against standard normal for $t = 1$

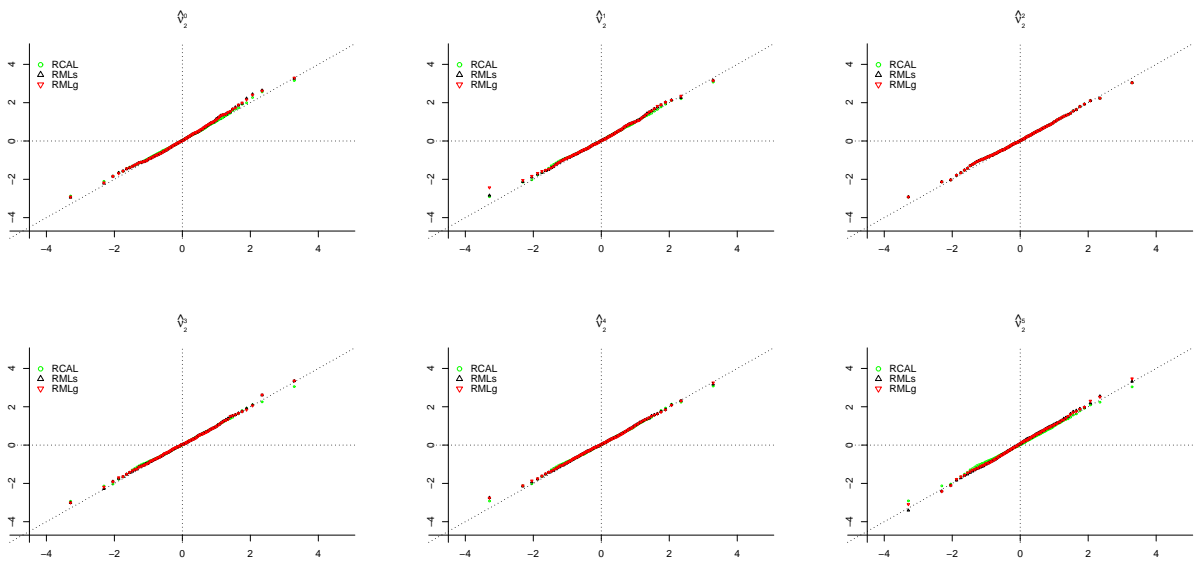


Figure S30: QQ plots of the standardized $\hat{\nu}_t^{(k)}$ against standard normal for $t = 2$

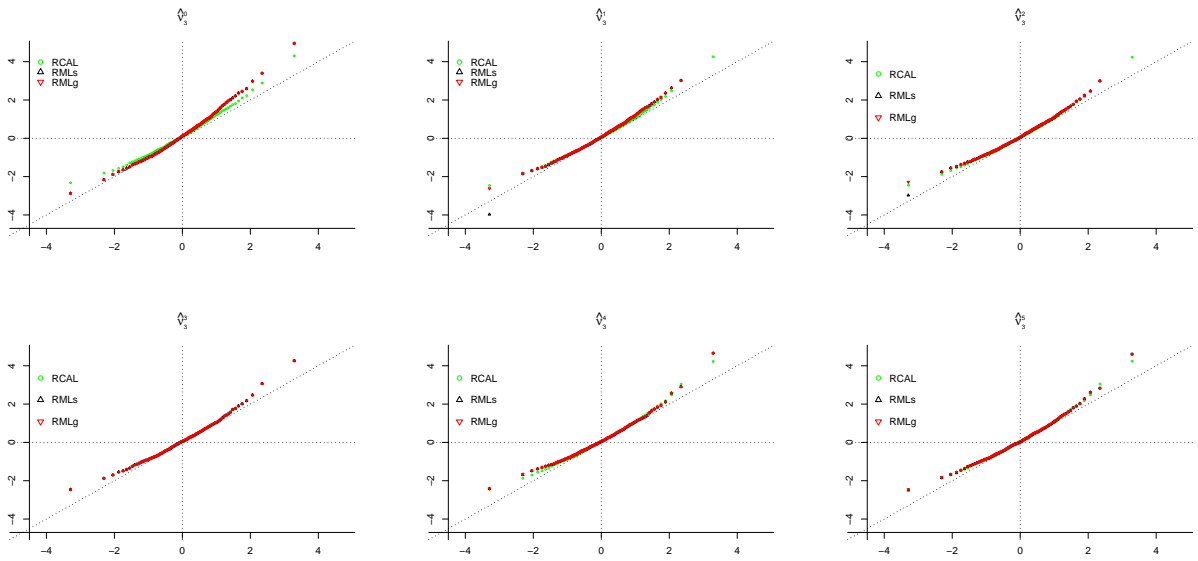


Figure S31: QQ plots of the standardized $\hat{v}_t^{(k)}$ against standard normal for $t = 3$

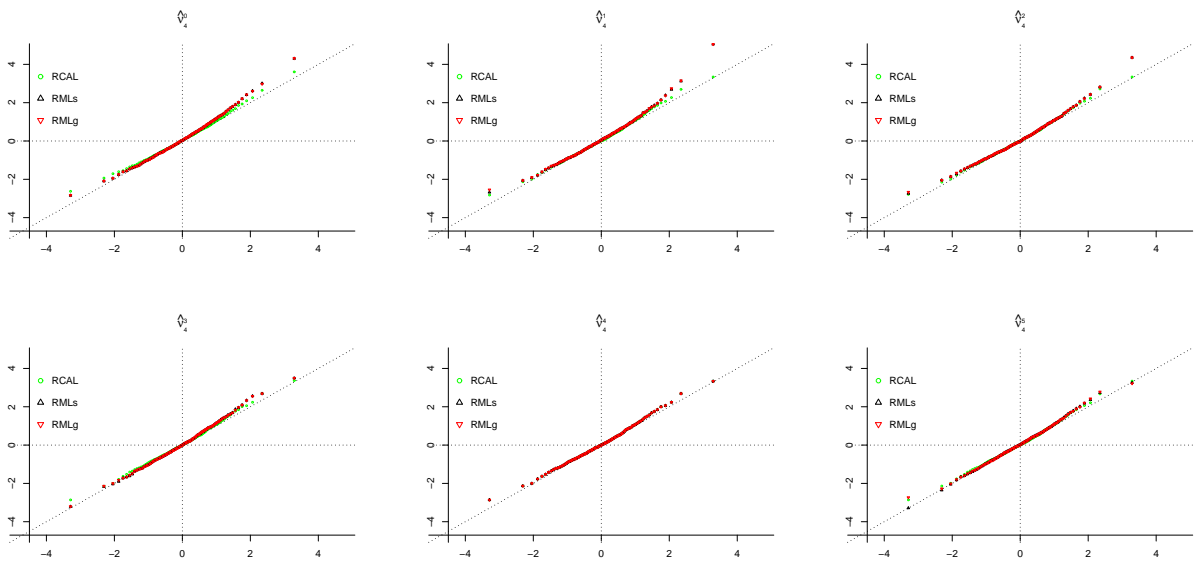


Figure S32: QQ plots of the standardized $\hat{v}_t^{(k)}$ against standard normal for $t = 4$

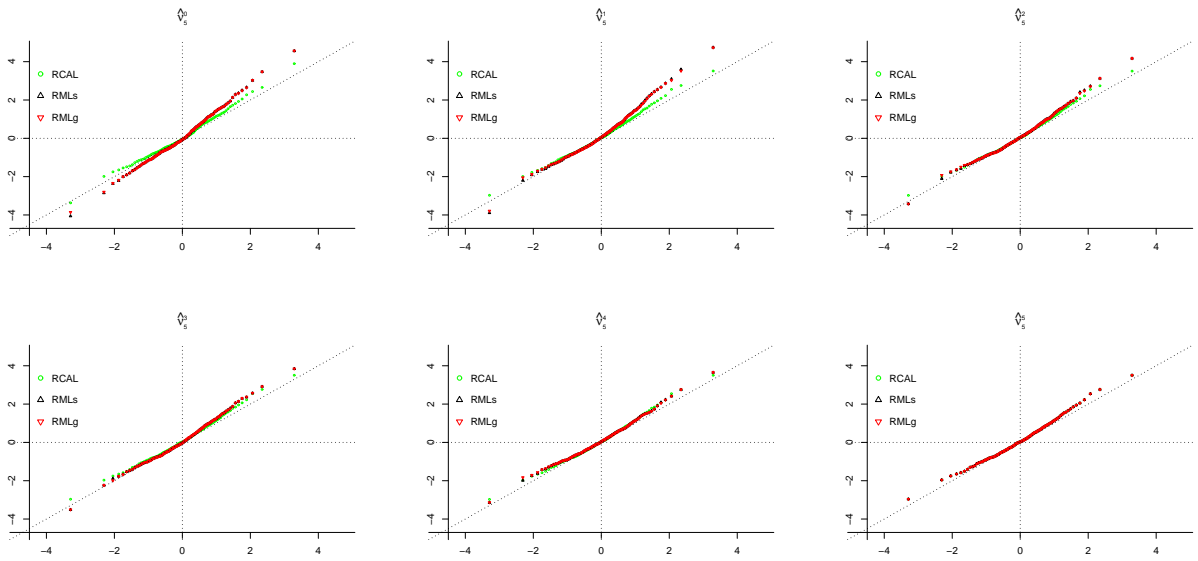


Figure S33: QQ plots of the standardized $\hat{\nu}_t^{(k)}$ against standard normal for $t = 5$

Table S12: Summary of $\hat{\mu}_t$ on full sample for $t = 0, 1, \dots, 5$ with tuning parameters selected as $\lambda.min$.

	Est	SE	95CI	Est	SE	95CI	Est	SE	95CI
	$\hat{\mu}_0 (n_0 = 13587)$			$\hat{\mu}_1 (n_1 = 552)$			$\hat{\mu}_2 (n_2 = 1190)$		
Uuadj	8.1272	0.0003	(8.1266, 8.1279)	8.0576	0.0019	(8.0538, 8.0614)	8.0398	0.0013	(8.0372, 8.0424)
CAL	8.1247	0.0004	(8.1240, 8.1254)	8.0763	0.0020	(8.0723, 8.0803)	8.0570	0.0017	(8.0537, 8.0602)
ML	8.1252	0.0006	(8.1240, 8.1263)	8.0768	0.0019	(8.0730, 8.0806)	8.0573	0.0015	(8.0542, 8.0603)
RCAL	8.1243	0.0004	(8.1236, 8.1250)	8.0763	0.0020	(8.0723, 8.0803)	8.0570	0.0016	(8.0540, 8.0601)
RMLs	8.1243	0.0004	(8.1236, 8.1251)	8.0762	0.0019	(8.0724, 8.0800)	8.0567	0.0017	(8.0533, 8.0602)
RMLg	8.1243	0.0004	(8.1236, 8.1251)	8.0755	0.0019	(8.0717, 8.0793)	8.0558	0.0017	(8.0525, 8.0591)
	$\hat{\mu}_3 (n_3 = 197)$			$\hat{\mu}_4 (n_4 = 781)$			$\hat{\mu}_5 (n_5 = 159)$		
Uuadj	8.0474	0.0030	(8.0416, 8.0533)	8.0365	0.0016	(8.0334, 8.0396)	8.0318	0.0034	(8.0251, 8.0384)
CAL	8.0517	0.0049	(8.0421, 8.0612)	8.0460	0.0023	(8.0415, 8.0505)	8.0442	0.0057	(8.0330, 8.0554)
ML	8.0536	0.0045	(8.0449, 8.0623)	8.0460	0.0021	(8.0418, 8.0502)	8.0413	0.0057	(8.0301, 8.0525)
RCAL	8.0520	0.0041	(8.0440, 8.0599)	8.0474	0.0019	(8.0436, 8.0512)	8.0463	0.0044	(8.0378, 8.0549)
RMLs	8.0514	0.0035	(8.0444, 8.0583)	8.0459	0.0019	(8.0421, 8.0496)	8.0425	0.0042	(8.0343, 8.0507)
RMLg	8.0491	0.0036	(8.0421, 8.0562)	8.0454	0.0019	(8.0416, 8.0491)	8.0416	0.0043	(8.0332, 8.0500)

Note: Est, SE, or 95CI denotes point estimate, standard error, or 95% confidence interval respectively. Uuadj denotes the unadjusted estimate, $\hat{\mu}_t = \hat{E}(Y^{(t)})$. RCAL, RMLs, or RMLg denotes $\hat{\mu}_t(\hat{m}_{RWL}^\#, \hat{\pi}_{RCAL})$, $\hat{\mu}_t(\hat{m}_{RMLs}, \hat{\pi}_{RML})$, or $\hat{\mu}_t(\hat{m}_{RMLg}, \hat{\pi}_{RML})$ respectively. CAL or ML denotes non-regularized estimation with main effects only in PS and OR models.

Table S13: Summary of $\hat{\mu}_t - \hat{\mu}_k$ on full sample for $t, k = 0, 1, \dots, 5$ with tuning parameters selected as $\lambda.min$.

	Est	SE	95CI	Est	SE	95CI	Est	SE	95CI
	$\hat{\mu}_1 - \hat{\mu}_0$			$\hat{\mu}_2 - \hat{\mu}_0$			$\hat{\mu}_3 - \hat{\mu}_0$		
CAL	-0.0484	0.0021	(-0.0524, -0.0443)	-0.0677	0.0017	(-0.0710, -0.0644)	-0.0730	0.0049	(-0.0826, -0.0634)
ML	-0.0484	0.0020	(-0.0523, -0.0444)	-0.0679	0.0016	(-0.0711, -0.0647)	-0.0716	0.0045	(-0.0804, -0.0628)
RCAL	-0.0480	0.0020	(-0.0520, -0.0440)	-0.0673	0.0016	(-0.0704, -0.0642)	-0.0723	0.0041	(-0.0803, -0.0643)
RMLs	-0.0482	0.0020	(-0.0520, -0.0443)	-0.0676	0.0018	(-0.0711, -0.0641)	-0.0730	0.0036	(-0.0799, -0.0660)
RMLg	-0.0489	0.0020	(-0.0527, -0.0450)	-0.0685	0.0017	(-0.0719, -0.0652)	-0.0752	0.0036	(-0.0823, -0.0682)
	$\hat{\mu}_4 - \hat{\mu}_0$			$\hat{\mu}_5 - \hat{\mu}_0$			$\hat{\mu}_2 - \hat{\mu}_1$		
CAL	-0.0787	0.0023	(-0.0833, -0.0741)	-0.0805	0.0057	(-0.0917, -0.0693)	-0.0194	0.0026	(-0.0245, -0.0142)
ML	-0.0792	0.0022	(-0.0835, -0.0749)	-0.0838	0.0057	(-0.0951, -0.0726)	-0.0195	0.0025	(-0.0244, -0.0147)
RCAL	-0.0769	0.0020	(-0.0808, -0.0731)	-0.0780	0.0044	(-0.0866, -0.0694)	-0.0193	0.0025	(-0.0243, -0.0143)
RMLs	-0.0785	0.0020	(-0.0823, -0.0747)	-0.0819	0.0042	(-0.0901, -0.0736)	-0.0194	0.0026	(-0.0245, -0.0144)
RMLg	-0.0790	0.0020	(-0.0828, -0.0752)	-0.0828	0.0043	(-0.0912, -0.0743)	-0.0196	0.0026	(-0.0247, -0.0146)
	$\hat{\mu}_3 - \hat{\mu}_1$			$\hat{\mu}_4 - \hat{\mu}_1$			$\hat{\mu}_5 - \hat{\mu}_1$		
CAL	-0.0247	0.0053	(-0.0350, -0.0143)	-0.0303	0.0031	(-0.0364, -0.0243)	-0.0322	0.0061	(-0.0440, -0.0203)
ML	-0.0232	0.0048	(-0.0327, -0.0137)	-0.0308	0.0029	(-0.0365, -0.0252)	-0.0355	0.0060	(-0.0473, -0.0237)
RCAL	-0.0243	0.0045	(-0.0332, -0.0154)	-0.0289	0.0028	(-0.0344, -0.0235)	-0.0300	0.0048	(-0.0394, -0.0206)
RMLs	-0.0248	0.0040	(-0.0327, -0.0169)	-0.0303	0.0027	(-0.0356, -0.0250)	-0.0337	0.0046	(-0.0427, -0.0246)
RMLg	-0.0263	0.0041	(-0.0343, -0.0184)	-0.0301	0.0027	(-0.0355, -0.0248)	-0.0339	0.0047	(-0.0431, -0.0246)
	$\hat{\mu}_3 - \hat{\mu}_2$			$\hat{\mu}_4 - \hat{\mu}_2$			$\hat{\mu}_5 - \hat{\mu}_2$		
CAL	-0.0053	0.0051	(-0.0154, 0.0048)	-0.0110	0.0028	(-0.0165, -0.0054)	-0.0128	0.0059	(-0.0245, -0.0011)
ML	-0.0037	0.0047	(-0.0129, 0.0055)	-0.0113	0.0026	(-0.0164, -0.0061)	-0.0160	0.0059	(-0.0275, -0.0044)
RCAL	-0.0050	0.0043	(-0.0135, 0.0035)	-0.0097	0.0025	(-0.0145, -0.0048)	-0.0107	0.0046	(-0.0198, -0.0016)
RMLs	-0.0054	0.0039	(-0.0131, 0.0024)	-0.0109	0.0026	(-0.0159, -0.0058)	-0.0143	0.0045	(-0.0232, -0.0053)
RMLg	-0.0067	0.0040	(-0.0145, 0.0011)	-0.0105	0.0026	(-0.0155, -0.0055)	-0.0142	0.0046	(-0.0233, -0.0052)
	$\hat{\mu}_4 - \hat{\mu}_3$			$\hat{\mu}_5 - \hat{\mu}_3$			$\hat{\mu}_5 - \hat{\mu}_4$		
CAL	-0.0057	0.0054	(-0.0162, 0.0049)	-0.0075	0.0075	(-0.0222, 0.0072)	-0.0018	0.0062	(-0.0139, 0.0102)
ML	-0.0076	0.0049	(-0.0173, 0.0021)	-0.0123	0.0072	(-0.0265, 0.0019)	-0.0047	0.0061	(-0.0166, 0.0073)
RCAL	-0.0046	0.0045	(-0.0134, 0.0042)	-0.0057	0.0060	(-0.0173, 0.0060)	-0.0011	0.0048	(-0.0104, 0.0083)
RMLs	-0.0055	0.0040	(-0.0134, 0.0024)	-0.0089	0.0055	(-0.0196, 0.0019)	-0.0034	0.0046	(-0.0124, 0.0057)
RMLg	-0.0038	0.0041	(-0.0118, 0.0042)	-0.0075	0.0056	(-0.0185, 0.0034)	-0.0038	0.0047	(-0.0130, 0.0055)

Note: Est, SE, or 95CI denotes point estimate, standard error, or 95% confidence interval respectively. RCAL, RMLs, or RMLg denotes $\hat{\mu}_t(\hat{m}_{\text{RWL}}^\#, \hat{\pi}_{\text{RCAL}}) - \hat{\mu}_k(\hat{m}_{\text{RWL}}^\#, \hat{\pi}_{\text{RCAL}})$, $\hat{\mu}_t(\hat{m}_{\text{RMLs}}, \hat{\pi}_{\text{RML}}) - \hat{\mu}_k(\hat{m}_{\text{RMLs}}, \hat{\pi}_{\text{RML}})$, or $\hat{\mu}_t(\hat{m}_{\text{RMLg}}, \hat{\pi}_{\text{RML}}) - \hat{\mu}_k(\hat{m}_{\text{RMLg}}, \hat{\pi}_{\text{RML}})$ respectively. CAL or ML denotes non-regularized estimation with main effects only in PS and OR models.

Table S14: Summary of $\hat{\nu}_t^{(k)}$ on full sample for $t, k = 0, 1, \dots, 5$ with tuning parameters selected as $\lambda.min$.

	$\hat{\nu}_t^{(0)}$			$\hat{\nu}_t^{(1)}$			$\hat{\nu}_t^{(2)}$			$\hat{\nu}_t^{(3)}$			$\hat{\nu}_t^{(4)}$			$\hat{\nu}_t^{(5)}$		
	Est	SE	95CI	Est	SE	95CI	Est	SE	95CI	Est	SE	95CI	Est	SE	95CI	Est	SE	95CI
t = 0																		
CAL	8.1272	0.0003	(8.1266, 8.1279)	8.1025	0.0009	(8.1007, 8.1043)	8.1098	8e-04	(8.1082, 8.1113)	8.1240	0.0011	(8.1218, 8.1262)	8.1193	0.0009	(8.1174, 8.1211)	8.1253	0.0015	(8.1223, 8.1283)
ML	8.1272	0.0003	(8.1266, 8.1279)	8.1025	0.0009	(8.1007, 8.1042)	8.1102	0.0010	(8.1083, 8.1122)	8.1262	0.0024	(8.1214, 8.1309)	8.1253	0.0061	(8.1134, 8.1372)	8.1360	0.0095	(8.1175, 8.1546)
RCAL	8.1272	0.0003	(8.1266, 8.1279)	8.1011	0.0009	(8.0994, 8.1028)	8.1072	0.0008	(8.1057, 8.1088)	8.1227	0.0007	(8.1213, 8.1242)	8.1162	0.0009	(8.1145, 8.1180)	8.1225	0.0012	(8.1203, 8.1248)
RMLs	8.1272	0.0003	(8.1266, 8.1279)	8.1011	0.0009	(8.0994, 8.1028)	8.1074	0.0008	(8.1059, 8.1090)	8.1231	0.0011	(8.1209, 8.1253)	8.1168	0.0011	(8.1148, 8.1189)	8.1237	0.0020	(8.1197, 8.1276)
RMLg	8.1272	0.0003	(8.1266, 8.1279)	8.1013	0.0009	(8.0995, 8.1030)	8.1075	0.0008	(8.1060, 8.1091)	8.1229	0.0011	(8.1207, 8.1252)	8.1168	0.0011	(8.1146, 8.1189)	8.1233	0.0022	(8.1191, 8.1276)
t = 1																		
CAL	8.0787	0.0022	(8.0743, 8.0830)	8.0576	0.0019	(8.0538, 8.0614)	8.0633	0.0019	(8.0596, 8.0670)	8.0767	0.0021	(8.0725, 8.0808)	8.0701	0.0022	(8.0658, 8.0744)	8.0715	0.0031	(8.0655, 8.0775)
ML	8.0792	0.0021	(8.0752, 8.0833)	8.0576	0.0019	(8.0538, 8.0614)	8.0632	0.0018	(8.0596, 8.0668)	8.0764	0.0021	(8.0723, 8.0806)	8.0699	0.0020	(8.0660, 8.0739)	8.0711	0.0026	(8.0661, 8.0761)
RCAL	8.0787	0.0022	(8.0744, 8.0829)	8.0576	0.0019	(8.0538, 8.0614)	8.0632	0.0018	(8.0597, 8.0668)	8.0723	0.0018	(8.0687, 8.0759)	8.0708	0.0019	(8.0671, 8.0744)	8.0692	0.0019	(8.0655, 8.0729)
RMLs	8.0786	0.0021	(8.0746, 8.0827)	8.0576	0.0019	(8.0538, 8.0614)	8.0622	0.0019	(8.0585, 8.0660)	8.0768	0.0021	(8.0727, 8.0809)	8.0691	0.0021	(8.0650, 8.0733)	8.0720	0.0027	(8.0668, 8.0772)
RMLg	8.0777	0.0021	(8.0736, 8.0818)	8.0576	0.0019	(8.0538, 8.0614)	8.0624	0.0019	(8.0586, 8.0661)	8.0771	0.0020	(8.0732, 8.0810)	8.0697	0.0021	(8.0656, 8.0738)	8.0731	0.0025	(8.0681, 8.0781)
t = 2																		
CAL	8.0603	0.0018	(8.0567, 8.0639)	8.0358	0.0015	(8.0329, 8.0387)	8.0398	0.0013	(8.0372, 8.0424)	8.0511	0.0016	(8.0480, 8.0542)	8.0441	0.0014	(8.0412, 8.0469)	8.0434	0.0021	(8.0392, 8.0476)
ML	8.0607	0.0017	(8.0574, 8.0640)	8.0358	0.0015	(8.0329, 8.0387)	8.0398	0.0013	(8.0372, 8.0424)	8.0509	0.0016	(8.0478, 8.0541)	8.0440	0.0014	(8.0413, 8.0468)	8.0435	0.0019	(8.0398, 8.0472)
RCAL	8.0604	0.0017	(8.0571, 8.0638)	8.0361	0.0014	(8.0335, 8.0388)	8.0398	0.0013	(8.0372, 8.0424)	8.0465	0.0013	(8.0438, 8.0491)	8.0446	0.0013	(8.0420, 8.0472)	8.0416	0.0014	(8.0389, 8.0444)
RMLs	8.0600	0.0020	(8.0562, 8.0638)	8.0366	0.0014	(8.0338, 8.0394)	8.0398	0.0013	(8.0372, 8.0424)	8.0517	0.0016	(8.0486, 8.0547)	8.0442	0.0014	(8.0415, 8.0470)	8.0439	0.0020	(8.0400, 8.0479)
RMLg	8.0589	0.0019	(8.0552, 8.0625)	8.0364	0.0014	(8.0336, 8.0392)	8.0398	0.0013	(8.0372, 8.0424)	8.0519	0.0015	(8.0489, 8.0549)	8.0444	0.0014	(8.0417, 8.0472)	8.0446	0.0020	(8.0407, 8.0484)
t = 3																		
CAL	8.0544	0.0055	(8.0435, 8.0652)	8.0352	0.0040	(8.0273, 8.0431)	8.0375	0.0034	(8.0308, 8.0441)	8.0474	0.0030	(8.0416, 8.0533)	8.0414	0.0032	(8.0352, 8.0477)	8.0421	0.0038	(8.0347, 8.0496)
ML	8.0567	0.0049	(8.0471, 8.0663)	8.0345	0.0042	(8.0263, 8.0428)	8.0373	0.0034	(8.0307, 8.0439)	8.0474	0.0030	(8.0416, 8.0533)	8.0415	0.0032	(8.0353, 8.0478)	8.0423	0.0035	(8.0354, 8.0493)
RCAL	8.0536	0.0045	(8.0449, 8.0624)	8.0443	0.0030	(8.0385, 8.0501)	8.0426	0.0029	(8.0369, 8.0484)	8.0474	0.0030	(8.0416, 8.0533)	8.0452	0.0029	(8.0394, 8.0510)	8.0467	0.0030	(8.0409, 8.0526)
RMLs	8.0542	0.0038	(8.0468, 8.0617)	8.0340	0.0037	(8.0266, 8.0413)	8.0355	0.0036	(8.0284, 8.0426)	8.0474	0.0030	(8.0416, 8.0533)	8.0407	0.0033	(8.0342, 8.0472)	8.0431	0.0035	(8.0363, 8.0499)
RMLg	8.0516	0.0038	(8.0441, 8.0591)	8.0335	0.0039	(8.0259, 8.0411)	8.0348	0.0038	(8.0273, 8.0423)	8.0474	0.0030	(8.0416, 8.0533)	8.0406	0.0034	(8.0339, 8.0473)	8.0432	0.0034	(8.0365, 8.0499)
t = 4																		
CAL	8.0488	0.0026	(8.0438, 8.0538)	8.0261	0.0023	(8.0217, 8.0306)	8.0312	0.0018	(8.0278, 8.0347)	8.0426	0.0017	(8.0392, 8.0459)	8.0365	0.0016	(8.0334, 8.0396)	8.0374	0.0020	(8.0335, 8.0413)
ML	8.0488	0.0024	(8.0441, 8.0534)	8.0263	0.0021	(8.0222, 8.0304)	8.0312	0.0017	(8.0279, 8.0345)	8.0425	0.0017	(8.0391, 8.0459)	8.0365	0.0016	(8.0334, 8.0396)	8.0373	0.0019	(8.0336, 8.0411)
RCAL	8.0503	0.0021	(8.0461, 8.0545)	8.0307	0.0016	(8.0277, 8.0338)	8.0316	0.0015	(8.0286, 8.0347)	8.0387	0.0016	(8.0357, 8.0418)	8.0365	0.0016	(8.0334, 8.0396)	8.0361	0.0016	(8.0330, 8.0392)
RMLs	8.0485	0.0021	(8.0444, 8.0527)	8.0274	0.0020	(8.0235, 8.0312)	8.0318	0.0017	(8.0285, 8.0350)	8.0429	0.0017	(8.0395, 8.0462)	8.0365	0.0016	(8.0334, 8.0396)	8.0381	0.0019	(8.0343, 8.0419)
RMLg	8.0479	0.0021	(8.0438, 8.0521)	8.0272	0.0020	(8.0234, 8.0310)	8.0316	0.0017	(8.0283, 8.0348)	8.0429	0.0016	(8.0397, 8.0461)	8.0365	0.0016	(8.0334, 8.0396)	8.0384	0.0019	(8.0348, 8.0421)
t = 5																		
CAL	8.0482	0.0062	(8.0361, 8.0603)	8.0160	0.0082	(8.0000, 8.0320)	8.0231	0.0055	(8.0123, 8.0339)	8.0377	0.0038	(8.0303, 8.0451)	8.0303	0.0036	(8.0232, 8.0375)	8.0318	0.0034	(8.0251, 8.0384)
ML	8.0448	0.0061	(8.0328, 8.0567)	8.0153	0.0081	(7.9994, 8.0312)	8.0233	0.0050	(8.0134, 8.0331)	8.0372	0.0037	(8.0300, 8.0444)	8.0302	0.0035	(8.0233, 8.0372)	8.0318	0.0034	(8.0251, 8.0384)
RCAL	8.0494	0.0048	(8.0400, 8.0589)	8.0312	0.0033	(8.0246, 8.0377)	8.0306	0.0034	(8.0240, 8.0371)	8.0333	0.0033	(8.0268, 8.0398)	8.0326	0.0033	(8.0261, 8.0391)	8.0318	0.0034	(8.0251, 8.0384)
RMLs	8.0458	0.0045	(8.0371, 8.0546)	8.0208	0.0054	(8.0102, 8.0314)	8.0251	0.0042	(8.0168, 8.0333)	8.0370	0.0033	(8.0306, 8.0435)	8.0298	0.0034	(8.0232, 8.0365)	8.0318	0.0034	(8.0251, 8.0384)
RMLg	8.0447	0.0046	(8.0357, 8.0537)	8.0220	0.0056	(8.0111, 8.0330)	8.0253	0.0044	(8.0167, 8.0338)	8.0368	0.0033	(8.0304, 8.0432)	8.0299	0.0035	(8.0231, 8.0367)	8.0318	0.0034	(8.0251, 8.0384)

Note: Est, SE, or 95CI denotes point estimate, standard error, or 95% confidence interval respectively. CAL denotes $\hat{\nu}_{t,CAL}^{(k)}$. ML denotes $\hat{\nu}_{t,ML}^{(k)}$. RCAL denotes $\hat{\nu}_{t,RCAL}^{(k)}$. RMLs denotes $\hat{\nu}_{t,RMLs}^{(k)}$. RMLg denotes $\hat{\nu}_{t,RMLg}^{(k)}$.

Table S15: Summary of $\hat{\mu}_t$ on sub samples for $t = 0, 1, \dots, 5$ with tuning parameters selected as $\lambda.min$.

	Mean	$\sqrt{\text{Var}}$	$\sqrt{\text{EVar}}$	Cov90	Cov95	Mean	$\sqrt{\text{Var}}$	$\sqrt{\text{EVar}}$	Cov90	Cov95	Mean	$\sqrt{\text{Var}}$	$\sqrt{\text{EVar}}$	Cov90	Cov95
	$\hat{\mu}_0 (n_0 = 13587)$					$\hat{\mu}_1 (n_1 = 552)$					$\hat{\mu}_2 (n_2 = 1190)$				
RCAL	8.125	0.002	0.002	0.883	0.942	8.075	0.010	0.009	0.885	0.942	8.056	0.008	0.007	0.871	0.926
RMLs	8.124	0.002	0.002	0.891	0.947	8.075	0.009	0.009	0.888	0.937	8.054	0.007	0.007	0.879	0.933
RMLg	8.124	0.002	0.002	0.887	0.946	8.075	0.009	0.009	0.883	0.937	8.055	0.007	0.007	0.885	0.929
	$\hat{\mu}_3 (n_3 = 197)$					$\hat{\mu}_4 (n_4 = 781)$					$\hat{\mu}_5 (n_5 = 159)$				
RCAL	8.052	0.020	0.016	0.844	0.902	8.046	0.010	0.009	0.838	0.907	8.043	0.021	0.017	0.813	0.861
RMLs	8.050	0.018	0.014	0.826	0.879	8.044	0.009	0.009	0.869	0.925	8.040	0.019	0.014	0.775	0.854
RMLg	8.050	0.017	0.014	0.837	0.891	8.044	0.009	0.009	0.870	0.921	8.041	0.019	0.015	0.794	0.871

Note: Mean, Var, EVar, Cov90, and Cov95 are calculated over the 1000 repeated subsamples, with the mean treated as the true value. RCAL denotes $\hat{\mu}_t(\hat{m}_{\text{RWL}}^\#, \hat{\pi}_{\text{RCAL}})$. RMLs denotes $\hat{\mu}_t(\hat{m}_{\text{RMLs}}, \hat{\pi}_{\text{RML}})$. RMLg denotes $\hat{\mu}_t(\hat{m}_{\text{RMLg}}, \hat{\pi}_{\text{RML}})$.

Table S16: Summary of $\hat{\mu}_t - \hat{\mu}_k$ on sub samples for $t, k = 0, 1, \dots, 5$ with tuning parameters selected as $\lambda.min$.

	Mean	$\sqrt{\text{Var}}$	$\sqrt{\text{EVar}}$	Cov90	Cov95	Mean	$\sqrt{\text{Var}}$	$\sqrt{\text{EVar}}$	Cov90	Cov95	Mean	$\sqrt{\text{Var}}$	$\sqrt{\text{EVar}}$	Cov90	Cov95
	$\hat{\mu}_1 - \hat{\mu}_0$					$\hat{\mu}_2 - \hat{\mu}_0$					$\hat{\mu}_3 - \hat{\mu}_0$				
RCAL	-0.050	0.010	0.009	0.879	0.934	-0.069	0.008	0.007	0.867	0.923	-0.073	0.020	0.017	0.848	0.904
RMLs	-0.050	0.009	0.009	0.887	0.937	-0.070	0.007	0.007	0.890	0.944	-0.075	0.018	0.014	0.823	0.894
RMLg	-0.049	0.009	0.009	0.889	0.933	-0.069	0.007	0.007	0.884	0.942	-0.075	0.018	0.014	0.831	0.904
	$\hat{\mu}_4 - \hat{\mu}_0$					$\hat{\mu}_5 - \hat{\mu}_0$					$\hat{\mu}_2 - \hat{\mu}_1$				
RCAL	-0.078	0.010	0.009	0.847	0.906	-0.081	0.021	0.017	0.813	0.864	-0.019	0.012	0.012	0.887	0.941
RMLs	-0.081	0.009	0.009	0.881	0.925	-0.084	0.019	0.015	0.777	0.861	-0.021	0.012	0.011	0.892	0.943
RMLg	-0.080	0.009	0.009	0.880	0.928	-0.083	0.019	0.015	0.793	0.875	-0.020	0.012	0.011	0.891	0.944
	$\hat{\mu}_3 - \hat{\mu}_1$					$\hat{\mu}_4 - \hat{\mu}_1$					$\hat{\mu}_5 - \hat{\mu}_1$				
RCAL	-0.023	0.022	0.019	0.864	0.920	-0.028	0.014	0.013	0.882	0.939	-0.032	0.023	0.019	0.845	0.898
RMLs	-0.025	0.020	0.017	0.856	0.917	-0.031	0.013	0.013	0.893	0.944	-0.034	0.021	0.017	0.821	0.886
RMLg	-0.025	0.019	0.017	0.861	0.926	-0.031	0.013	0.012	0.897	0.944	-0.034	0.020	0.017	0.832	0.905
	$\hat{\mu}_3 - \hat{\mu}_2$					$\hat{\mu}_4 - \hat{\mu}_2$					$\hat{\mu}_5 - \hat{\mu}_2$				
RCAL	-0.004	0.021	0.018	0.851	0.910	-0.009	0.012	0.011	0.872	0.926	-0.013	0.022	0.018	0.813	0.889
RMLs	-0.004	0.019	0.016	0.841	0.898	-0.011	0.011	0.011	0.892	0.945	-0.014	0.020	0.016	0.808	0.860
RMLg	-0.005	0.019	0.016	0.848	0.909	-0.011	0.011	0.011	0.891	0.951	-0.014	0.020	0.016	0.814	0.881
	$\hat{\mu}_4 - \hat{\mu}_3$					$\hat{\mu}_5 - \hat{\mu}_3$					$\hat{\mu}_5 - \hat{\mu}_4$				
RCAL	-0.005	0.022	0.019	0.852	0.913	-0.009	0.028	0.024	0.837	0.913	-0.003	0.023	0.019	0.827	0.882
RMLs	-0.006	0.020	0.017	0.857	0.920	-0.009	0.026	0.021	0.808	0.879	-0.003	0.022	0.017	0.801	0.876
RMLg	-0.006	0.020	0.017	0.855	0.923	-0.009	0.026	0.021	0.820	0.889	-0.003	0.021	0.017	0.811	0.884

Note: Mean, Var, EVar, Cov90, and Cov95 are calculated over the 1000 repeated subsamples, with the mean treated as the true value. RCAL denotes $\hat{\mu}_t(\hat{m}_{\text{RWL}}^\#, \hat{\pi}_{\text{RCAL}}) - \hat{\mu}_k(\hat{m}_{\text{RWL}}^\#, \hat{\pi}_{\text{RCAL}})$. RMLs denotes $\hat{\mu}_t(\hat{m}_{\text{RMLs}}, \hat{\pi}_{\text{RML}}) - \hat{\mu}_k(\hat{m}_{\text{RMLs}}, \hat{\pi}_{\text{RML}})$. RMLg denotes $\hat{\mu}_t(\hat{m}_{\text{RMLg}}, \hat{\pi}_{\text{RML}}) - \hat{\mu}_k(\hat{m}_{\text{RMLg}}, \hat{\pi}_{\text{RML}})$.

Table S17: Summary of $\hat{\nu}_t^{(k)}$ on sub samples for $t, k = 0, 1, \dots, 5$ with tuning parameters selected as $\lambda.min$.

	$\hat{\nu}_t^{(0)}$			$\hat{\nu}_t^{(1)}$			$\hat{\nu}_t^{(2)}$			$\hat{\nu}_t^{(3)}$			$\hat{\nu}_t^{(4)}$			$\hat{\nu}_t^{(5)}$		
	RCAL	RMLs	RMLg	RCAL	RMLs	RMLg	RCAL	RMLs	RMLg	RCAL	RMLs	RMLg	RCAL	RMLs	RMLg	RCAL	RML	RMLg
t = 0																		
$\sqrt{\text{Var}}$	0.002	0.002	0.002	0.004	0.004	0.004	0.004	0.004	0.004	0.004	0.005	0.006	0.004	0.005	0.005	0.005	0.008	0.008
$\sqrt{\text{EVar}}$	0.002	0.002	0.002	0.004	0.004	0.004	0.003	0.004	0.004	0.003	0.005	0.005	0.004	0.004	0.004	0.003	0.007	0.007
Cov90	0.896	0.896	0.896	0.853	0.879	0.875	0.836	0.870	0.872	0.827	0.883	0.886	0.792	0.862	0.870	0.789	0.880	0.872
Cov95	0.956	0.956	0.956	0.914	0.931	0.929	0.902	0.932	0.932	0.891	0.941	0.942	0.883	0.936	0.932	0.859	0.933	0.922
t = 1																		
$\sqrt{\text{Var}}$	0.010	0.010	0.010	0.009	0.009	0.009	0.009	0.010	0.009	0.009	0.011	0.010	0.009	0.011	0.011	0.009	0.014	0.013
$\sqrt{\text{EVar}}$	0.010	0.010	0.010	0.010	0.010	0.010	0.009	0.009	0.009	0.009	0.010	0.010	0.009	0.010	0.010	0.010	0.012	0.011
Cov90	0.874	0.882	0.885	0.909	0.909	0.909	0.906	0.889	0.891	0.918	0.881	0.876	0.908	0.868	0.875	0.909	0.849	0.861
Cov95	0.937	0.938	0.937	0.954	0.954	0.954	0.946	0.933	0.933	0.954	0.932	0.932	0.944	0.930	0.936	0.955	0.914	0.915
t = 2																		
$\sqrt{\text{Var}}$	0.008	0.008	0.008	0.006	0.007	0.007	0.006	0.006	0.006	0.006	0.008	0.008	0.006	0.007	0.007	0.006	0.010	0.010
$\sqrt{\text{EVar}}$	0.007	0.007	0.007	0.006	0.007	0.007	0.007	0.007	0.007	0.007	0.008	0.008	0.006	0.007	0.007	0.007	0.009	0.009
Cov90	0.847	0.877	0.874	0.905	0.897	0.900	0.910	0.910	0.910	0.906	0.899	0.895	0.908	0.896	0.897	0.906	0.860	0.858
Cov95	0.913	0.927	0.923	0.950	0.947	0.950	0.950	0.950	0.950	0.958	0.950	0.948	0.953	0.950	0.944	0.949	0.918	0.924
t = 3																		
$\sqrt{\text{Var}}$	0.021	0.019	0.019	0.015	0.018	0.018	0.014	0.017	0.017	0.014	0.014	0.014	0.014	0.016	0.016	0.014	0.017	0.017
$\sqrt{\text{EVar}}$	0.017	0.015	0.015	0.015	0.015	0.016	0.015	0.015	0.015	0.015	0.015	0.015	0.015	0.015	0.015	0.015	0.016	0.015
Cov90	0.836	0.821	0.823	0.900	0.828	0.854	0.894	0.847	0.873	0.903	0.903	0.903	0.897	0.879	0.893	0.902	0.855	0.870
Cov95	0.887	0.876	0.888	0.943	0.888	0.917	0.940	0.915	0.929	0.946	0.946	0.946	0.940	0.918	0.932	0.945	0.917	0.916
t = 4																		
$\sqrt{\text{Var}}$	0.011	0.010	0.010	0.008	0.010	0.010	0.008	0.009	0.009	0.008	0.009	0.009	0.008	0.008	0.008	0.008	0.010	0.010
$\sqrt{\text{EVar}}$	0.009	0.009	0.009	0.008	0.009	0.009	0.008	0.008	0.008	0.008	0.008	0.008	0.008	0.008	0.008	0.008	0.009	0.009
Cov90	0.829	0.866	0.867	0.870	0.847	0.856	0.885	0.868	0.868	0.891	0.866	0.864	0.888	0.888	0.888	0.892	0.878	0.888
Cov95	0.901	0.918	0.923	0.933	0.908	0.917	0.929	0.919	0.921	0.939	0.925	0.926	0.937	0.937	0.937	0.941	0.936	0.937
t = 5																		
$\sqrt{\text{Var}}$	0.023	0.020	0.019	0.017	0.024	0.022	0.017	0.020	0.019	0.017	0.018	0.017	0.017	0.018	0.017	0.017	0.017	0.017
$\sqrt{\text{EVar}}$	0.017	0.015	0.015	0.016	0.017	0.017	0.016	0.016	0.016	0.016	0.015	0.015	0.016	0.015	0.015	0.017	0.017	0.017
Cov90	0.801	0.784	0.792	0.870	0.751	0.785	0.868	0.795	0.822	0.882	0.836	0.834	0.877	0.844	0.852	0.886	0.886	0.886
Cov95	0.856	0.852	0.863	0.936	0.820	0.848	0.931	0.870	0.884	0.942	0.896	0.896	0.940	0.904	0.914	0.943	0.943	0.943

Note: Var, EVar, Cov90, and Cov95 are calculated over the 1000 repeated subsamples, with the mean treated as the true value. RCAL denotes $\hat{\nu}_{t,RCAL}^{(k)}$. RMLs denotes $\hat{\nu}_{t,RMLs}^{(k)}$. RMLg denotes $\hat{\nu}_{t,RMLg}^{(k)}$.

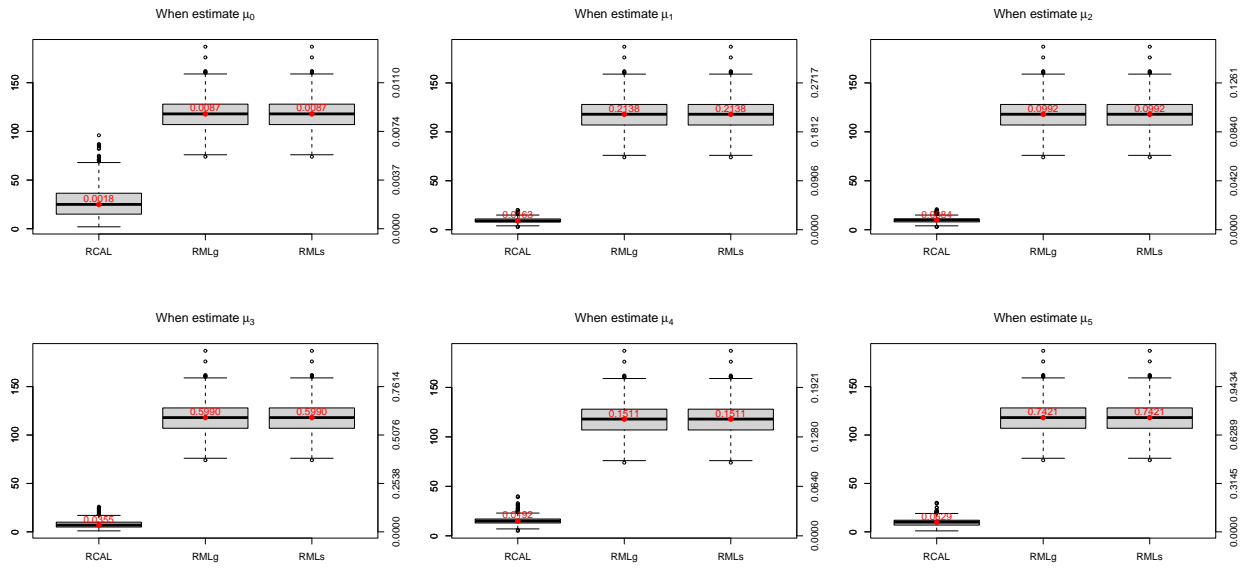


Figure S34: Boxplot of number of nonzero estimated coefficients in PS model with tuning parameters selected as $\lambda.min$. Left y axis represents number of nonzero estimated coefficients. Right y axis represents ratio of number of nonzero estimated coefficients over corresponding treatment group size. Red number is the mean of ratios.

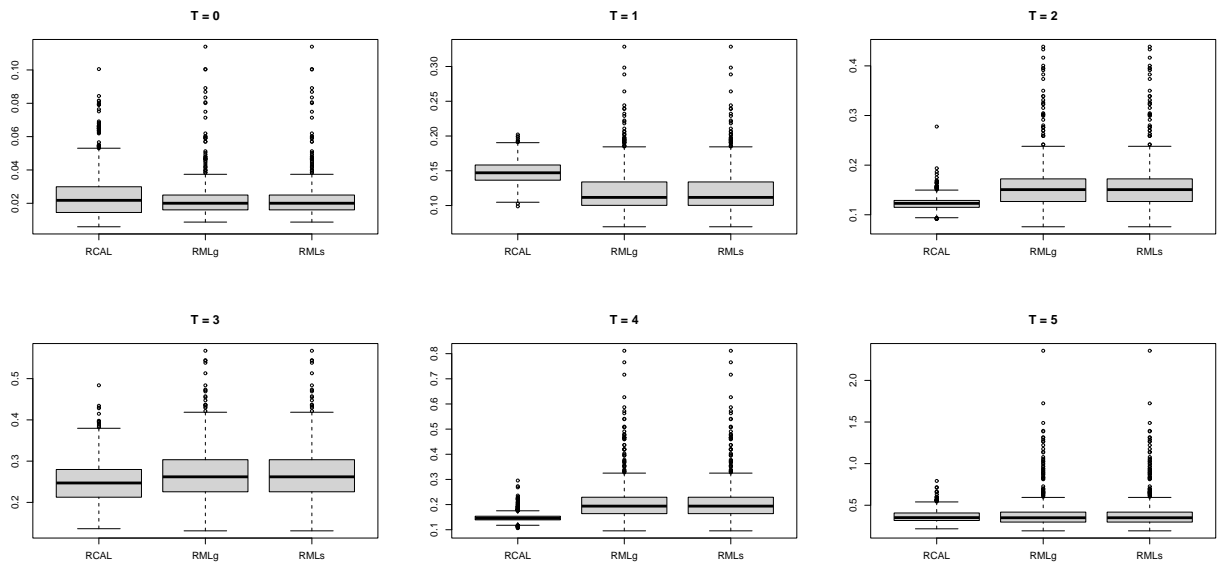


Figure S35: Boxplot of MASCD with tuning parameters selected as $\lambda.min$.

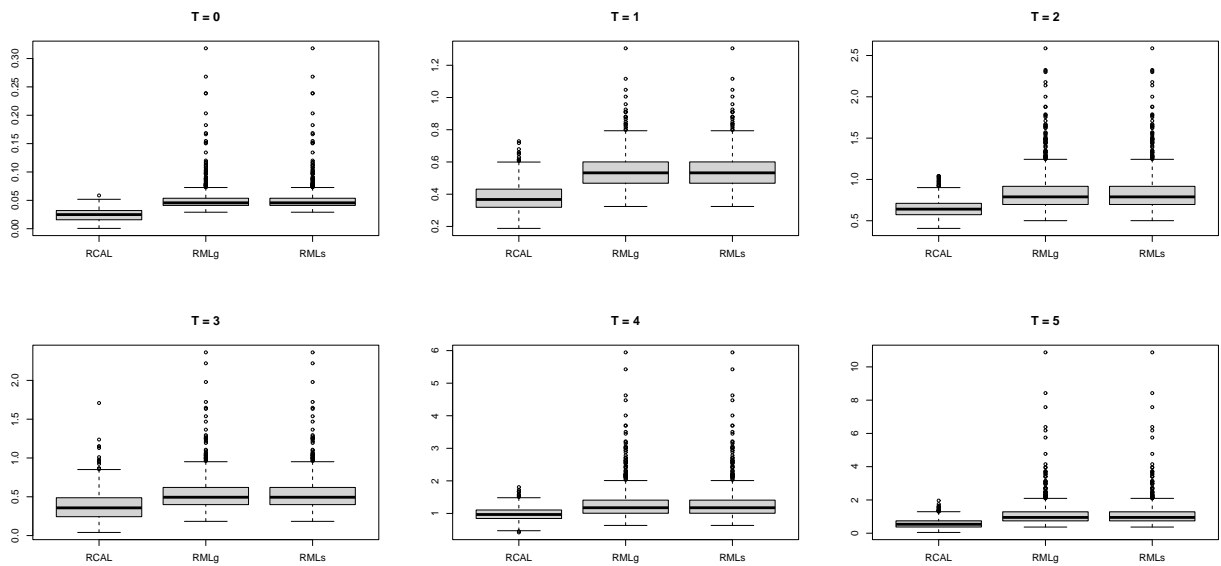


Figure S36: Boxplot of RV with tuning parameters selected as $\lambda.min$.

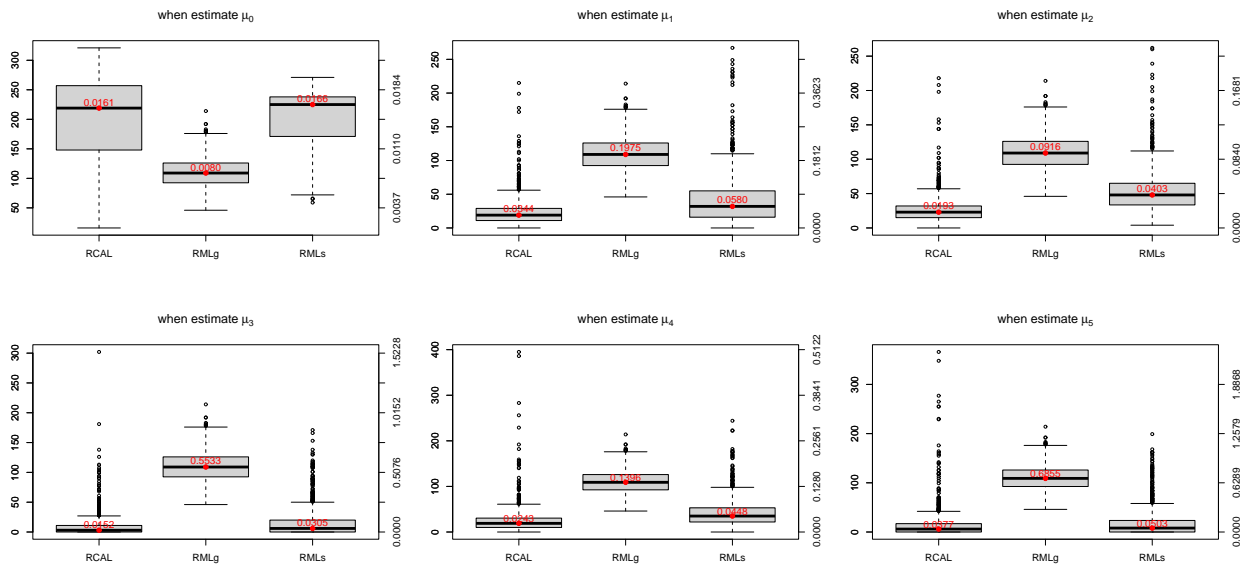


Figure S37: Boxplot of number of nonzero estimated coefficients in OR model with tuning parameters selected as $\lambda.min$. Left y axis represents number of nonzero estimated coefficients. Right y axis represents ratio of number of nonzero estimated coefficients over corresponding treatment group size. Red number is the mean of ratios.

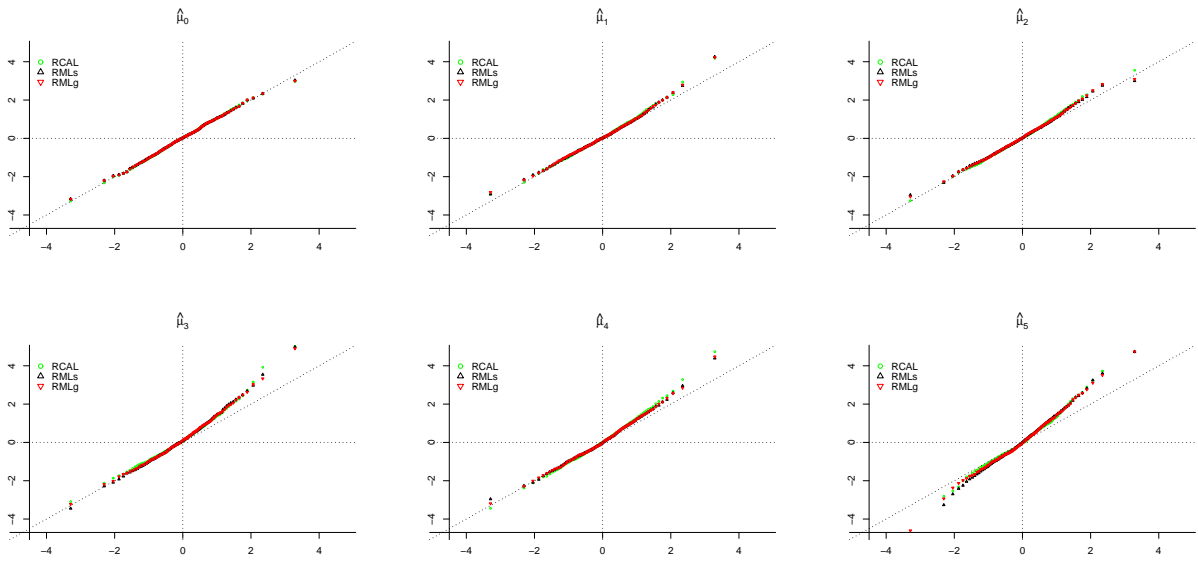


Figure S38: QQ plots of the standardized $\hat{\mu}_t$ against standard normal with tuning parameters selected as $\lambda.min$.

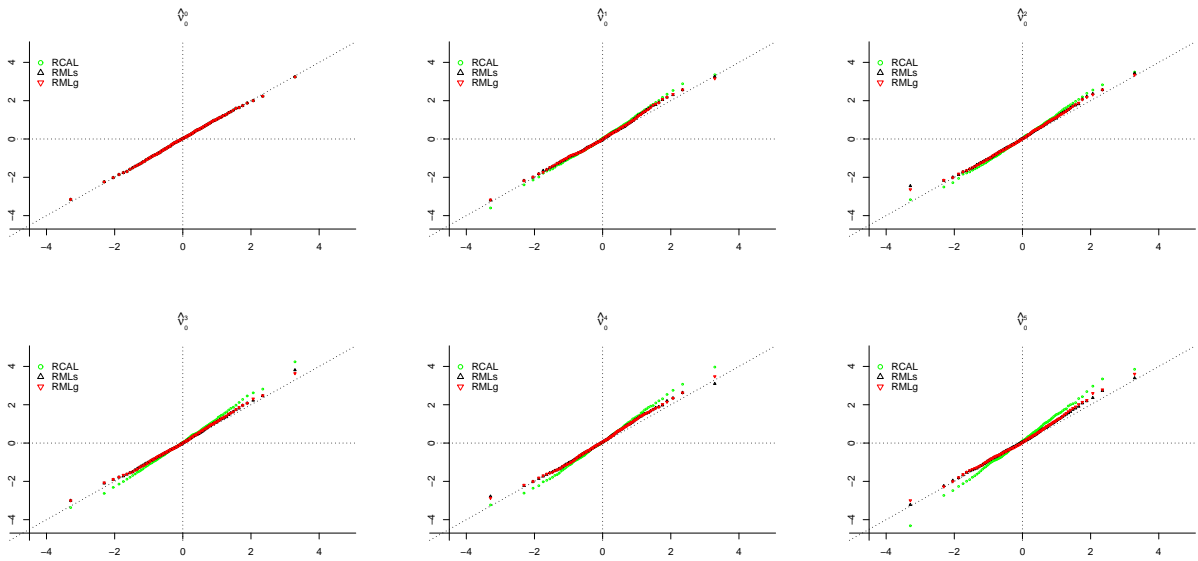


Figure S40: QQ plots of the standardized $\hat{\nu}_t^{(k)}$ against standard normal for $t = 0$ with tuning parameters selected as $\lambda.min$.

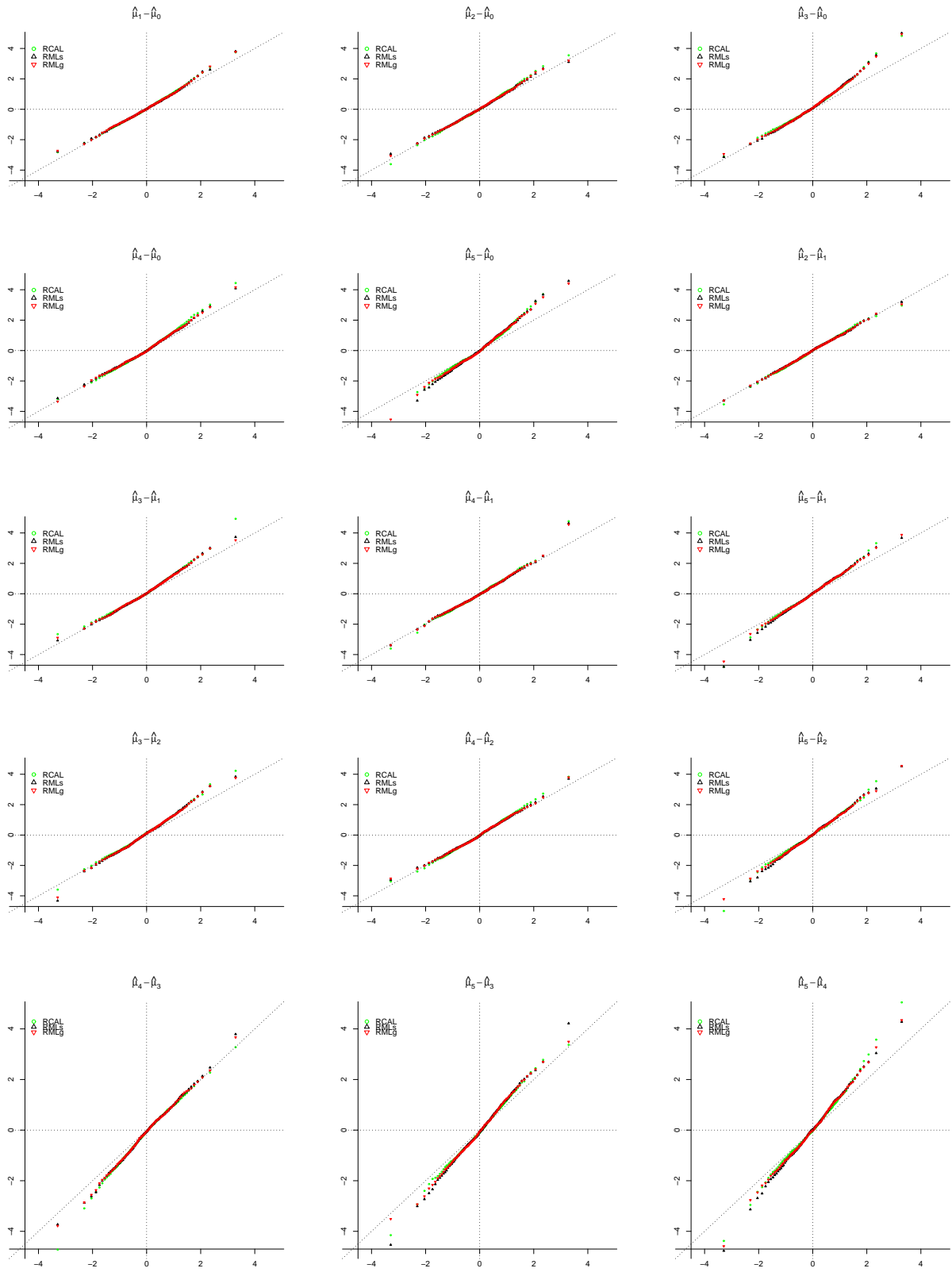


Figure S39: QQ plots of the standardized $\hat{\mu}_t - \hat{\mu}_k$ against standard normal with tuning parameters selected as $\lambda.min$.

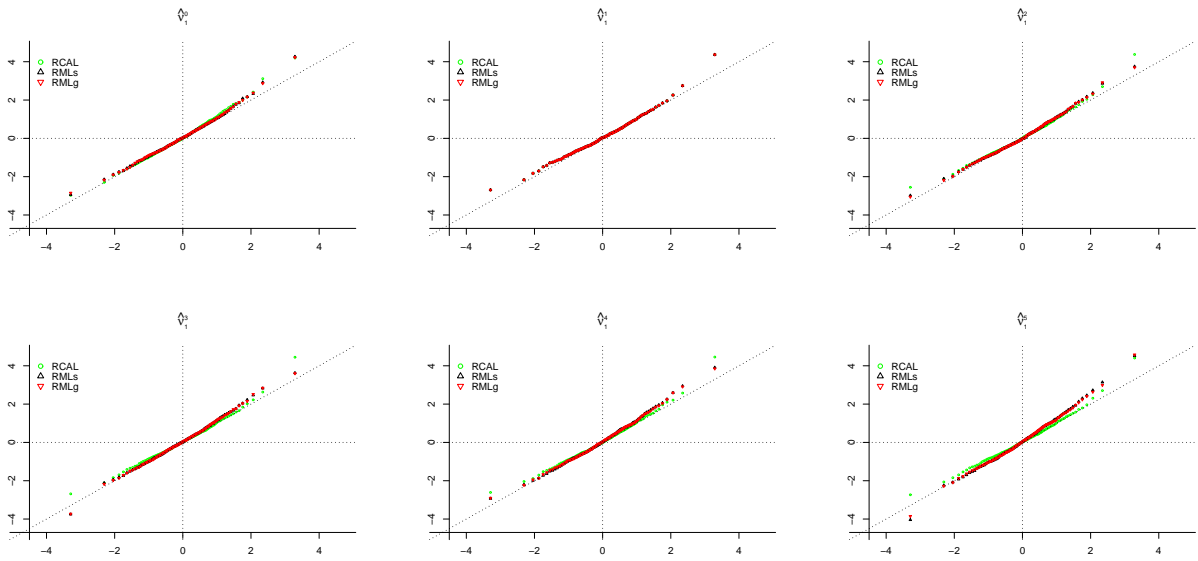


Figure S41: QQ plots of the standardized $\hat{\nu}_t^{(k)}$ against standard normal for $t = 1$ with tuning parameters selected as $\lambda.min$.

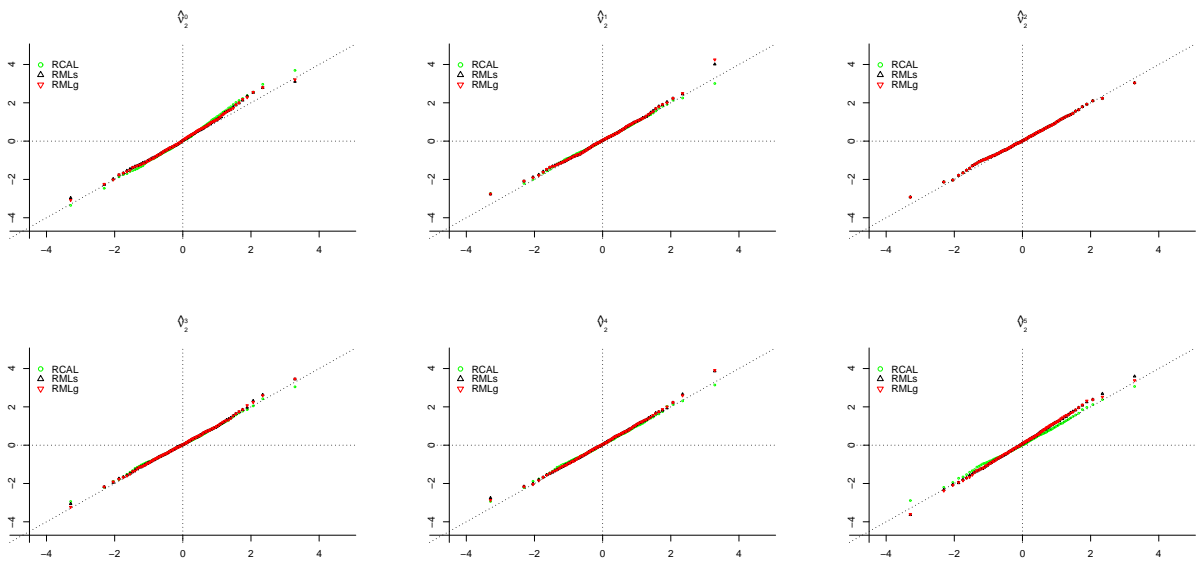


Figure S42: QQ plots of the standardized $\hat{\nu}_t^{(k)}$ against standard normal for $t = 2$ with tuning parameters selected as $\lambda.min$.

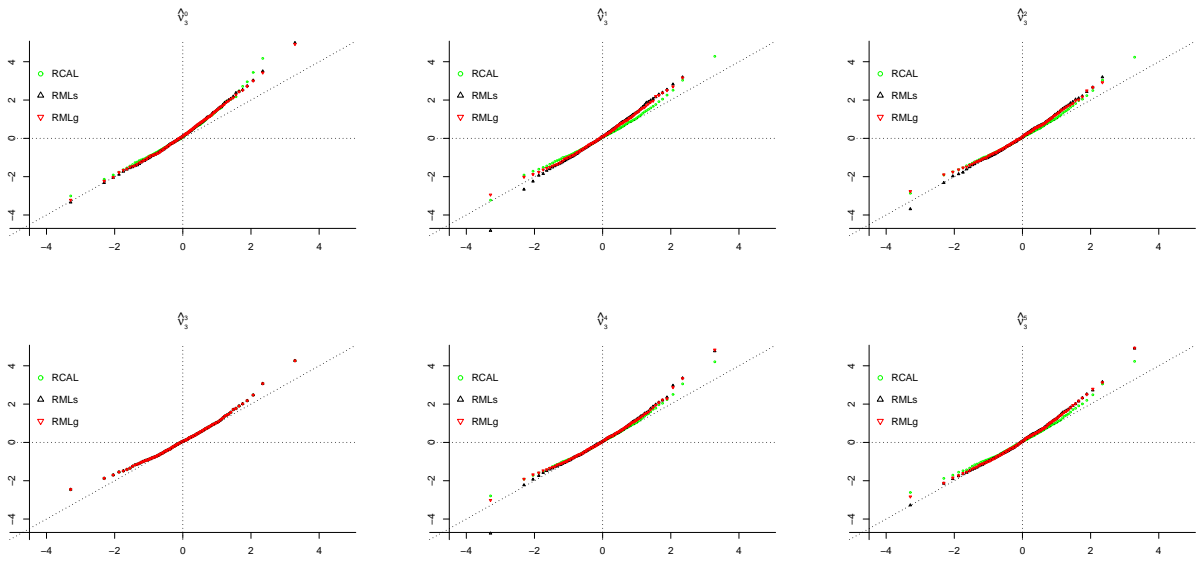


Figure S43: QQ plots of the standardized $\hat{\nu}_t^{(k)}$ against standard normal for $t = 3$ with tuning parameters selected as $\lambda.min$.

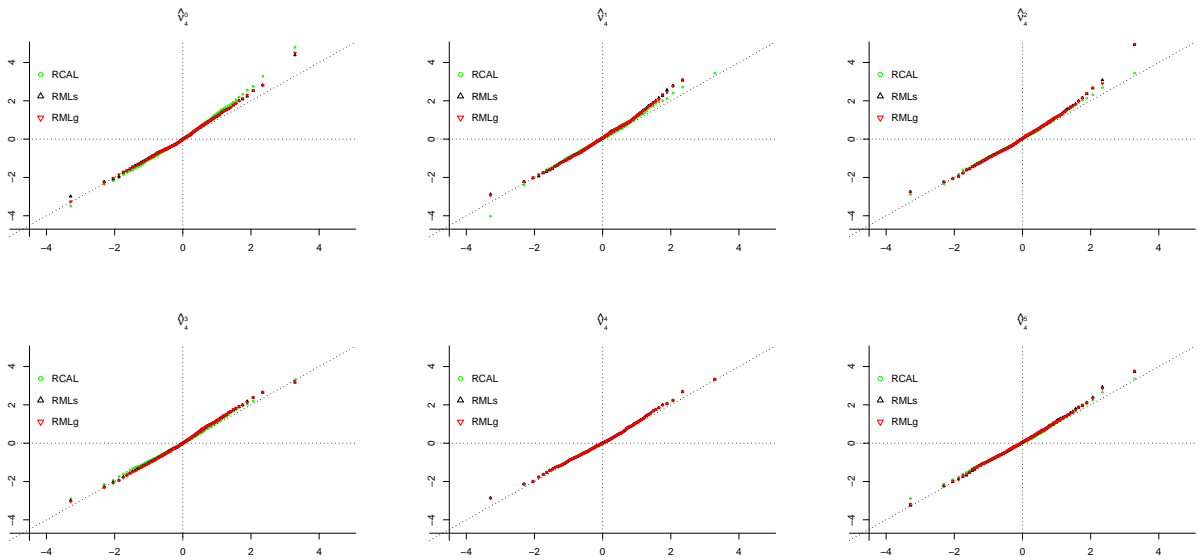


Figure S44: QQ plots of the standardized $\hat{\nu}_t^{(k)}$ against standard normal for $t = 4$ with tuning parameters selected as $\lambda.min$.

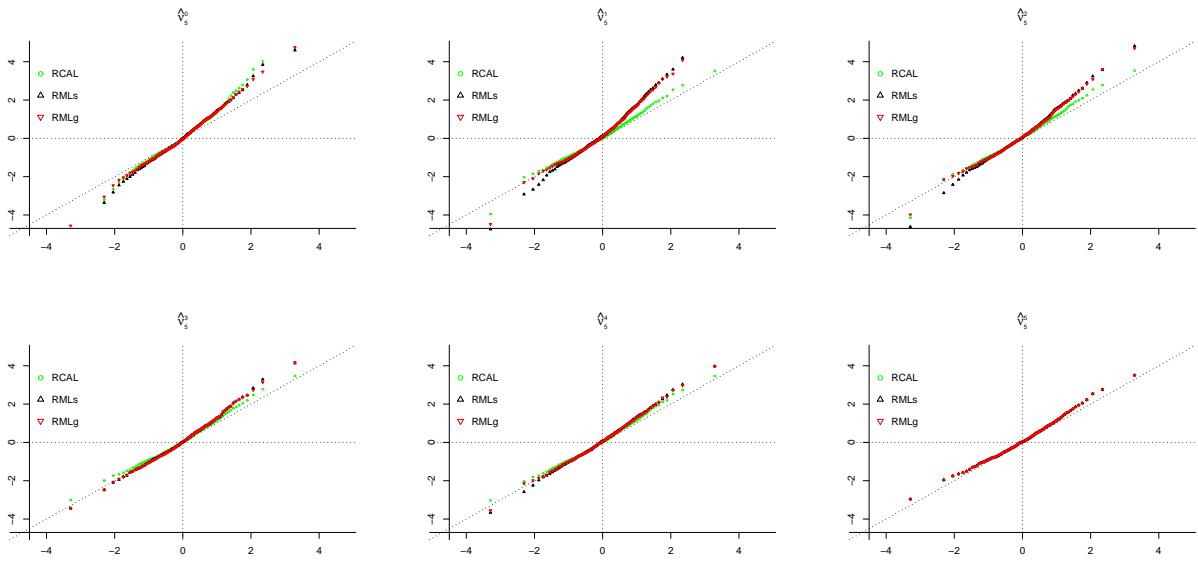


Figure S45: QQ plots of the standardized $\hat{\mu}_t^{(k)}$ against standard normal for $t = 5$ with tuning parameters selected as $\lambda.min$.

Table S18: Summary for $\hat{\mu}_t$ on full sample for $t = 0, 1, \dots, 5$ with tuning parameters selected as $\lambda.lse$.

	Est	SE	95CI	Est	SE	95CI	Est	SE	95CI
	$\hat{\mu}_0 (n_0 = 13587)$			$\hat{\mu}_1 (n_1 = 552)$			$\hat{\mu}_2 (n_2 = 1190)$		
Uuadj	8.1272	0.0003	(8.1266, 8.1279)	8.0576	0.0019	(8.0538, 8.0614)	8.0398	0.0013	(8.0372, 8.0424)
CAL	8.1247	0.0004	(8.1240, 8.1254)	8.0763	0.0020	(8.0723, 8.0803)	8.0570	0.0017	(8.0537, 8.0602)
ML	8.1252	0.0006	(8.1240, 8.1263)	8.0768	0.0019	(8.0730, 8.0806)	8.0573	0.0015	(8.0542, 8.0603)
RCAL	8.1244	0.0004	(8.1237, 8.1251)	8.0744	0.0022	(8.0702, 8.0786)	8.0545	0.0016	(8.0513, 8.0577)
RMLs	8.1244	0.0004	(8.1236, 8.1251)	8.0751	0.0020	(8.0712, 8.0790)	8.0551	0.0017	(8.0518, 8.0585)
RMLg	8.1244	0.0004	(8.1237, 8.1251)	8.0750	0.0020	(8.0710, 8.0790)	8.0541	0.0016	(8.0509, 8.0572)
	$\hat{\mu}_3 (n_3 = 197)$			$\hat{\mu}_4 (n_4 = 781)$			$\hat{\mu}_5 (n_5 = 159)$		
Uuadj	8.0474	0.0030	(8.0416, 8.0533)	8.0365	0.0016	(8.0334, 8.0396)	8.0318	0.0034	(8.0251, 8.0384)
CAL	8.0517	0.0049	(8.0421, 8.0612)	8.0460	0.0023	(8.0415, 8.0505)	8.0442	0.0057	(8.0330, 8.0554)
ML	8.0536	0.0045	(8.0449, 8.0623)	8.0460	0.0021	(8.0418, 8.0502)	8.0413	0.0057	(8.0301, 8.0525)
RCAL	8.0494	0.0042	(8.0411, 8.0576)	8.0439	0.0021	(8.0399, 8.0480)	8.0417	0.0047	(8.0324, 8.0509)
RMLs	8.0495	0.0036	(8.0424, 8.0565)	8.0446	0.0020	(8.0408, 8.0484)	8.0416	0.0044	(8.0330, 8.0501)
RMLg	8.0484	0.0037	(8.0412, 8.0556)	8.0448	0.0020	(8.0408, 8.0488)	8.0410	0.0044	(8.0323, 8.0497)

Note: Est, SE, or 95CI denotes point estimate, standard error, or 95% confidence interval respectively. Uuadj denotes the unadjusted estimate, $\hat{\mu}_t = \hat{E}(Y^{(t)})$. RCAL, RMLs, or RMLg denotes $\hat{\mu}_t(\hat{m}_{RML}^\#, \hat{\pi}_{RCAL})$, $\hat{\mu}_t(\hat{m}_{RMLs}, \hat{\pi}_{RMLs})$, or $\hat{\mu}_t(\hat{m}_{RMLg}, \hat{\pi}_{RMLg})$ respectively. CAL or ML denotes non-regularized estimation with main effects only in PS and OR models.

Table S19: Summary for $\hat{\mu}_t - \hat{\mu}_k$ on full sample for $t, k = 0, 1, \dots, 5$ with tuning parameters selected as $\lambda.1se$.

	Est	SE	95CI	Est	SE	95CI	Est	SE	95CI
	$\hat{\mu}_1 - \hat{\mu}_0$			$\hat{\mu}_2 - \hat{\mu}_0$			$\hat{\mu}_3 - \hat{\mu}_0$		
CAL	-0.0484	0.0021	(-0.0524, -0.0443)	-0.0677	0.0017	(-0.0710, -0.0644)	-0.0730	0.0049	(-0.0826, -0.0634)
ML	-0.0484	0.0020	(-0.0523, -0.0444)	-0.0679	0.0016	(-0.0711, -0.0647)	-0.0716	0.0045	(-0.0804, -0.0628)
RCAL	-0.0500	0.0022	(-0.0542, -0.0457)	-0.0699	0.0017	(-0.0731, -0.0666)	-0.0750	0.0042	(-0.0833, -0.0667)
RMLs	-0.0493	0.0020	(-0.0532, -0.0453)	-0.0692	0.0017	(-0.0726, -0.0658)	-0.0749	0.0036	(-0.0820, -0.0678)
RMLg	-0.0494	0.0021	(-0.0535, -0.0454)	-0.0703	0.0016	(-0.0736, -0.0671)	-0.0760	0.0037	(-0.0832, -0.0688)
	$\hat{\mu}_4 - \hat{\mu}_0$			$\hat{\mu}_5 - \hat{\mu}_0$			$\hat{\mu}_2 - \hat{\mu}_1$		
CAL	-0.0787	0.0023	(-0.0833, -0.0741)	-0.0805	0.0057	(-0.0917, -0.0693)	-0.0194	0.0026	(-0.0245, -0.0142)
ML	-0.0792	0.0022	(-0.0835, -0.0749)	-0.0838	0.0057	(-0.0951, -0.0726)	-0.0195	0.0025	(-0.0244, -0.0147)
RCAL	-0.0805	0.0021	(-0.0846, -0.0763)	-0.0827	0.0047	(-0.0920, -0.0735)	-0.0199	0.0027	(-0.0252, -0.0146)
RMLs	-0.0798	0.0020	(-0.0836, -0.0759)	-0.0828	0.0044	(-0.0913, -0.0742)	-0.0199	0.0026	(-0.0251, -0.0148)
RMLg	-0.0796	0.0021	(-0.0836, -0.0756)	-0.0834	0.0045	(-0.0922, -0.0747)	-0.0209	0.0026	(-0.0260, -0.0158)
	$\hat{\mu}_3 - \hat{\mu}_1$			$\hat{\mu}_4 - \hat{\mu}_1$			$\hat{\mu}_5 - \hat{\mu}_1$		
CAL	-0.0247	0.0053	(-0.0350, -0.0143)	-0.0303	0.0031	(-0.0364, -0.0243)	-0.0322	0.0061	(-0.0440, -0.0203)
ML	-0.0232	0.0048	(-0.0327, -0.0137)	-0.0308	0.0029	(-0.0365, -0.0252)	-0.0355	0.0060	(-0.0473, -0.0237)
RCAL	-0.0250	0.0047	(-0.0343, -0.0158)	-0.0305	0.0030	(-0.0364, -0.0246)	-0.0328	0.0052	(-0.0429, -0.0226)
RMLs	-0.0256	0.0041	(-0.0337, -0.0176)	-0.0305	0.0028	(-0.0359, -0.0250)	-0.0335	0.0048	(-0.0429, -0.0242)
RMLg	-0.0266	0.0042	(-0.0348, -0.0184)	-0.0302	0.0029	(-0.0358, -0.0245)	-0.0340	0.0049	(-0.0436, -0.0244)
	$\hat{\mu}_3 - \hat{\mu}_2$			$\hat{\mu}_4 - \hat{\mu}_2$			$\hat{\mu}_5 - \hat{\mu}_2$		
CAL	-0.0053	0.0051	(-0.0154, 0.0048)	-0.0110	0.0028	(-0.0165, -0.0054)	-0.0128	0.0059	(-0.0245, -0.0011)
ML	-0.0037	0.0047	(-0.0129, 0.0055)	-0.0113	0.0026	(-0.0164, -0.0061)	-0.0160	0.0059	(-0.0275, -0.0044)
RCAL	-0.0051	0.0045	(-0.0140, 0.0037)	-0.0106	0.0026	(-0.0157, -0.0054)	-0.0128	0.0050	(-0.0226, -0.0031)
RMLs	-0.0057	0.0040	(-0.0135, 0.0021)	-0.0105	0.0026	(-0.0156, -0.0055)	-0.0136	0.0047	(-0.0227, -0.0044)
RMLg	-0.0057	0.0040	(-0.0135, 0.0022)	-0.0093	0.0026	(-0.0143, -0.0042)	-0.0131	0.0047	(-0.0223, -0.0039)
	$\hat{\mu}_4 - \hat{\mu}_3$			$\hat{\mu}_5 - \hat{\mu}_3$			$\hat{\mu}_5 - \hat{\mu}_4$		
CAL	-0.0057	0.0054	(-0.0162, 0.0049)	-0.0075	0.0075	(-0.0222, 0.0072)	-0.0018	0.0062	(-0.0139, 0.0102)
ML	-0.0076	0.0049	(-0.0173, 0.0021)	-0.0123	0.0072	(-0.0265, 0.0019)	-0.0047	0.0061	(-0.0166, 0.0073)
RCAL	-0.0055	0.0047	(-0.0147, 0.0037)	-0.0077	0.0063	(-0.0201, 0.0047)	-0.0023	0.0051	(-0.0123, 0.0078)
RMLs	-0.0049	0.0041	(-0.0129, 0.0031)	-0.0079	0.0056	(-0.0189, 0.0032)	-0.0030	0.0048	(-0.0124, 0.0063)
RMLg	-0.0036	0.0042	(-0.0118, 0.0046)	-0.0074	0.0057	(-0.0187, 0.0038)	-0.0038	0.0049	(-0.0134, 0.0057)

Note: Est, SE, or 95CI denotes point estimate, standard error, or 95% confidence interval respectively. RCAL, RMLs, or RMLg denotes $\hat{\mu}_t(\hat{m}_{\text{RWL}}^\#, \hat{\pi}_{\text{RCAL}}) - \hat{\mu}_k(\hat{m}_{\text{RWL}}^\#, \hat{\pi}_{\text{RCAL}})$, $\hat{\mu}_t(\hat{m}_{\text{RMLs}}, \hat{\pi}_{\text{RML}}) - \hat{\mu}_k(\hat{m}_{\text{RMLs}}, \hat{\pi}_{\text{RML}})$, or $\hat{\mu}_t(\hat{m}_{\text{RMLg}}, \hat{\pi}_{\text{RML}}) - \hat{\mu}_k(\hat{m}_{\text{RMLg}}, \hat{\pi}_{\text{RML}})$ respectively. CAL or ML denotes non-regularized estimation with main effects only in PS and OR models.

Table S20: Summary for $\hat{\nu}_t^{(k)}$ on full sample for $t, k = 0, 1, \dots, 5$ with tuning parameters selected as $\lambda.1se$.

	$\hat{\nu}_t^{(0)}$			$\hat{\nu}_t^{(1)}$			$\hat{\nu}_t^{(2)}$			$\hat{\nu}_t^{(3)}$			$\hat{\nu}_t^{(4)}$			$\hat{\nu}_t^{(5)}$		
	Est	SE	95CI	Est	SE	95CI	Est	SE	95CI	Est	SE	95CI	Est	SE	95CI	Est	SE	95CI
t = 0																		
CAL	8.1272	0.0003	(8.1266, 8.1279)	8.1025	0.0009	(8.1007, 8.1043)	8.1098	0.0008	(8.1082, 8.1113)	8.1240	0.0011	(8.1218, 8.1262)	8.1193	0.0009	(8.1174, 8.1211)	8.1253	0.0015	(8.1223, 8.1283)
ML	8.1272	0.0003	(8.1266, 8.1279)	8.1025	0.0009	(8.1007, 8.1042)	8.1102	0.0010	(8.1083, 8.1122)	8.1262	0.0024	(8.1214, 8.1309)	8.1253	0.0061	(8.1134, 8.1372)	8.1360	0.0095	(8.1175, 8.1546)
RCAL	8.1272	0.0003	(8.1266, 8.1279)	8.1015	0.0007	(8.1002, 8.1029)	8.1075	0.0007	(8.1061, 8.1089)	8.1231	0.0006	(8.1219, 8.1243)	8.1170	0.0008	(8.1153, 8.1186)	8.1238	0.0010	(8.1218, 8.1258)
RMLs	8.1272	0.0003	(8.1266, 8.1279)	8.1013	0.0008	(8.0997, 8.1029)	8.1076	0.0008	(8.1061, 8.1091)	8.1231	0.0010	(8.1212, 8.1250)	8.1168	0.0009	(8.1150, 8.1187)	8.1231	0.0015	(8.1201, 8.1261)
RMLg	8.1272	0.0003	(8.1266, 8.1279)	8.1016	0.0007	(8.1002, 8.1030)	8.1078	0.0007	(8.1064, 8.1092)	8.1233	0.0007	(8.1219, 8.1247)	8.1172	0.0009	(8.1154, 8.1190)	8.1240	0.0013	(8.1214, 8.1266)
t = 1																		
CAL	8.0787	0.0022	(8.0743, 8.0830)	8.0576	0.0019	(8.0538, 8.0614)	8.0633	0.0019	(8.0596, 8.0670)	8.0767	0.0021	(8.0725, 8.0808)	8.0701	0.0022	(8.0658, 8.0744)	8.0715	0.0031	(8.0655, 8.0775)
ML	8.0792	0.0021	(8.0752, 8.0833)	8.0576	0.0019	(8.0538, 8.0614)	8.0632	0.0018	(8.0596, 8.0668)	8.0764	0.0021	(8.0723, 8.0806)	8.0699	0.0020	(8.0660, 8.0739)	8.0711	0.0026	(8.0661, 8.0761)
RCAL	8.0772	0.0023	(8.0727, 8.0817)	8.0576	0.0019	(8.0538, 8.0614)	8.0609	0.0019	(8.0572, 8.0646)	8.0612	0.0019	(8.0575, 8.0648)	8.0645	0.0019	(8.0609, 8.0682)	8.0609	0.0019	(8.0572, 8.0646)
RMLs	8.0773	0.0021	(8.0731, 8.0814)	8.0576	0.0019	(8.0538, 8.0614)	8.0622	0.0019	(8.0584, 8.0660)	8.0766	0.0020	(8.0727, 8.0805)	8.0693	0.0021	(8.0652, 8.0734)	8.0716	0.0025	(8.0666, 8.0765)
RMLg	8.0771	0.0022	(8.0729, 8.0814)	8.0576	0.0019	(8.0538, 8.0614)	8.0619	0.0020	(8.0580, 8.0658)	8.0766	0.0019	(8.0728, 8.0804)	8.0695	0.0021	(8.0653, 8.0737)	8.0730	0.0024	(8.0683, 8.0778)
t = 2																		
CAL	8.0603	0.0018	(8.0567, 8.0639)	8.0358	0.0015	(8.0329, 8.0387)	8.0398	0.0013	(8.0372, 8.0424)	8.0511	0.0016	(8.0480, 8.0542)	8.0441	0.0014	(8.0412, 8.0469)	8.0434	0.0021	(8.0392, 8.0476)
ML	8.0607	0.0017	(8.0574, 8.0640)	8.0358	0.0015	(8.0329, 8.0387)	8.0398	0.0013	(8.0372, 8.0424)	8.0509	0.0016	(8.0478, 8.0541)	8.0440	0.0014	(8.0413, 8.0468)	8.0435	0.0019	(8.0398, 8.0472)
RCAL	8.0576	0.0018	(8.0541, 8.0610)	8.0393	0.0013	(8.0367, 8.0419)	8.0398	0.0013	(8.0372, 8.0424)	8.0406	0.0013	(8.0380, 8.0432)	8.0408	0.0013	(8.0382, 8.0433)	8.0400	0.0013	(8.0374, 8.0426)
RMLs	8.0581	0.0019	(8.0543, 8.0618)	8.0363	0.0014	(8.0335, 8.0390)	8.0398	0.0013	(8.0372, 8.0424)	8.0516	0.0015	(8.0487, 8.0546)	8.0444	0.0014	(8.0416, 8.0471)	8.0441	0.0019	(8.0404, 8.0479)
RMLg	8.0567	0.0018	(8.0532, 8.0601)	8.0367	0.0014	(8.0340, 8.0394)	8.0398	0.0013	(8.0372, 8.0424)	8.0518	0.0013	(8.0493, 8.0544)	8.0449	0.0014	(8.0422, 8.0476)	8.0459	0.0017	(8.0426, 8.0492)
t = 3																		
CAL	8.0544	0.0055	(8.0435, 8.0652)	8.0352	0.0040	(8.0273, 8.0431)	8.0375	0.0034	(8.0308, 8.0441)	8.0474	0.0030	(8.0416, 8.0533)	8.0414	0.0032	(8.0352, 8.0477)	8.0421	0.0038	(8.0347, 8.0496)
ML	8.0567	0.0049	(8.0471, 8.0663)	8.0345	0.0042	(8.0263, 8.0428)	8.0373	0.0034	(8.0307, 8.0439)	8.0474	0.0030	(8.0416, 8.0533)	8.0415	0.0032	(8.0353, 8.0478)	8.0423	0.0035	(8.0354, 8.0493)
RCAL	8.0499	0.0046	(8.0408, 8.0590)	8.0467	0.0030	(8.0408, 8.0526)	8.0463	0.0030	(8.0404, 8.0523)	8.0474	0.0030	(8.0416, 8.0533)	8.0470	0.0030	(8.0412, 8.0529)	8.0474	0.0030	(8.0415, 8.0532)
RMLs	8.0520	0.0039	(8.0444, 8.0595)	8.0334	0.0038	(8.0259, 8.0408)	8.0349	0.0037	(8.0276, 8.0422)	8.0474	0.0030	(8.0416, 8.0533)	8.0408	0.0034	(8.0342, 8.0474)	8.0429	0.0034	(8.0362, 8.0496)
RMLg	8.0507	0.0039	(8.0431, 8.0584)	8.0337	0.0040	(8.0258, 8.0416)	8.0346	0.0040	(8.0268, 8.0425)	8.0474	0.0030	(8.0416, 8.0533)	8.0405	0.0035	(8.0336, 8.0474)	8.0434	0.0035	(8.0365, 8.0503)
t = 4																		
CAL	8.0488	0.0026	(8.0438, 8.0538)	8.0261	0.0023	(8.0217, 8.0306)	8.0312	0.0018	(8.0278, 8.0347)	8.0426	0.0017	(8.0392, 8.0459)	8.0365	0.0016	(8.0334, 8.0396)	8.0374	0.0020	(8.0335, 8.0413)
ML	8.0488	0.0024	(8.0441, 8.0534)	8.0263	0.0021	(8.0222, 8.0304)	8.0312	0.0017	(8.0279, 8.0345)	8.0425	0.0017	(8.0391, 8.0459)	8.0365	0.0016	(8.0334, 8.0396)	8.0373	0.0019	(8.0336, 8.0411)
RCAL	8.0456	0.0023	(8.0411, 8.0501)	8.0357	0.0016	(8.0326, 8.0388)	8.0356	0.0016	(8.0325, 8.0387)	8.0367	0.0016	(8.0336, 8.0397)	8.0365	0.0016	(8.0334, 8.0396)	8.0365	0.0016	(8.0334, 8.0396)
RMLs	8.0471	0.0021	(8.0429, 8.0513)	8.0266	0.0019	(8.0228, 8.0304)	8.0312	0.0017	(8.0279, 8.0344)	8.0428	0.0016	(8.0396, 8.0459)	8.0365	0.0016	(8.0334, 8.0396)	8.0384	0.0018	(8.0349, 8.0418)
RMLg	8.0472	0.0022	(8.0429, 8.0516)	8.0282	0.0020	(8.0243, 8.0321)	8.0315	0.0017	(8.0281, 8.0348)	8.0428	0.0015	(8.0399, 8.0457)	8.0365	0.0016	(8.0334, 8.0396)	8.0386	0.0016	(8.0354, 8.0417)
t = 5																		
CAL	8.0482	0.0062	(8.0361, 8.0603)	8.0160	0.0082	(8.0000, 8.0320)	8.0231	0.0055	(8.0123, 8.0339)	8.0377	0.0038	(8.0303, 8.0451)	8.0303	0.0036	(8.0232, 8.0375)	8.0318	0.0034	(8.0251, 8.0384)
ML	8.0448	0.0061	(8.0328, 8.0567)	8.0153	0.0081	(7.9994, 8.0312)	8.0233	0.0050	(8.0134, 8.0331)	8.0372	0.0037	(8.0300, 8.0444)	8.0302	0.0035	(8.0233, 8.0372)	8.0318	0.0034	(8.0251, 8.0384)
RCAL	8.0440	0.0052	(8.0337, 8.0542)	8.0304	0.0034	(8.0237, 8.0372)	8.0302	0.0035	(8.0233, 8.0370)	8.0319	0.0034	(8.0253, 8.0385)	8.0315	0.0034	(8.0249, 8.0382)	8.0318	0.0034	(8.0251, 8.0384)
RMLs	8.0446	0.0046	(8.0355, 8.0536)	8.0224	0.0056	(8.0114, 8.0335)	8.0255	0.0044	(8.0169, 8.0342)	8.0370	0.0033	(8.0305, 8.0435)	8.0305	0.0035	(8.0236, 8.0374)	8.0318	0.0034	(8.0251, 8.0384)
RMLg	8.0440	0.0047	(8.0347, 8.0533)	8.0218	0.0058	(8.0105, 8.0331)	8.0246	0.0045	(8.0157, 8.0335)	8.0366	0.0034	(8.0300, 8.0432)	8.0296	0.0036	(8.0225, 8.0367)	8.0318	0.0034	(8.0251, 8.0384)

Note: Est, SE, or 95CI denotes point estimate, standard error, or 95% confidence interval respectively. CAL denotes $\hat{\nu}_{t,CAL}^{(k)}$. ML denotes $\hat{\nu}_{t,ML}^{(k)}$. RCAL denotes $\hat{\nu}_{t,RCAL}^{(k)}$. RMLs denotes $\hat{\nu}_{t,RMLs}^{(k)}$. RMLg denotes $\hat{\nu}_{t,RMLg}^{(k)}$.

Table S21: Summary for $\hat{\mu}_t$ on sub samples for $t = 0, 1, \dots, 5$ with tuning parameters selected as $\lambda.1se$.

	Mean	$\sqrt{\text{Var}}$	$\sqrt{\text{EVar}}$	Cov90	Cov95	Mean	$\sqrt{\text{Var}}$	$\sqrt{\text{EVar}}$	Cov90	Cov95	Mean	$\sqrt{\text{Var}}$	$\sqrt{\text{EVar}}$	Cov90	Cov95
	$\hat{\mu}_0 (n_0 = 13587)$					$\hat{\mu}_1 (n_1 = 552)$					$\hat{\mu}_2 (n_2 = 1190)$				
RCAL	8.125	0.002	0.002	0.889	0.954	8.069	0.009	0.010	0.913	0.950	8.052	0.007	0.007	0.911	0.953
RMLs	8.125	0.002	0.002	0.894	0.946	8.073	0.009	0.009	0.896	0.939	8.052	0.007	0.007	0.906	0.944
RMLg	8.125	0.002	0.002	0.897	0.954	8.073	0.009	0.009	0.895	0.939	8.052	0.007	0.007	0.903	0.942
	$\hat{\mu}_3 (n_3 = 197)$					$\hat{\mu}_4 (n_4 = 781)$					$\hat{\mu}_5 (n_5 = 159)$				
RCAL	8.050	0.018	0.017	0.900	0.947	8.044	0.009	0.009	0.903	0.949	8.038	0.018	0.018	0.887	0.940
RMLs	8.049	0.017	0.014	0.847	0.912	8.041	0.009	0.009	0.881	0.929	8.039	0.018	0.014	0.810	0.886
RMLg	8.049	0.017	0.014	0.849	0.912	8.041	0.009	0.009	0.882	0.928	8.039	0.018	0.015	0.812	0.889

Note: Mean, Var, EVar, Cov90, and Cov95 are calculated over the 1000 repeated subsamples, with the mean treated as the true value. RCAL denotes $\hat{\mu}_t(\hat{m}_{\text{RWL}}^\#, \hat{\pi}_{\text{RCAL}})$. RMLs denotes $\hat{\mu}_t(\hat{m}_{\text{RMLs}}, \hat{\pi}_{\text{RML}})$. RMLg denotes $\hat{\mu}_t(\hat{m}_{\text{RMLg}}, \hat{\pi}_{\text{RML}})$.

Table S22: Summary for $\hat{\mu}_t - \hat{\mu}_k$ on sub samples for $t, k = 0, 1, \dots, 5$ with tuning parameters selected as $\lambda.1se$.

	Mean	$\sqrt{\text{Var}}$	$\sqrt{\text{EVar}}$	Cov90	Cov95	Mean	$\sqrt{\text{Var}}$	$\sqrt{\text{EVar}}$	Cov90	Cov95	Mean	$\sqrt{\text{Var}}$	$\sqrt{\text{EVar}}$	Cov90	Cov95
	$\hat{\mu}_1 - \hat{\mu}_0$					$\hat{\mu}_2 - \hat{\mu}_0$					$\hat{\mu}_3 - \hat{\mu}_0$				
RCAL	-0.056	0.010	0.010	0.901	0.953	-0.074	0.007	0.008	0.915	0.949	-0.075	0.018	0.017	0.896	0.949
RMLs	-0.051	0.009	0.009	0.895	0.937	-0.073	0.007	0.007	0.903	0.950	-0.076	0.017	0.014	0.866	0.909
RMLg	-0.052	0.009	0.010	0.896	0.939	-0.073	0.007	0.007	0.905	0.950	-0.076	0.017	0.014	0.867	0.909
	$\hat{\mu}_4 - \hat{\mu}_0$					$\hat{\mu}_5 - \hat{\mu}_0$					$\hat{\mu}_2 - \hat{\mu}_1$				
RCAL	-0.081	0.009	0.010	0.907	0.954	-0.087	0.018	0.018	0.890	0.940	-0.018	0.012	0.012	0.919	0.966
RMLs	-0.083	0.009	0.009	0.883	0.931	-0.086	0.018	0.015	0.811	0.884	-0.021	0.011	0.012	0.913	0.955
RMLg	-0.084	0.009	0.009	0.883	0.932	-0.086	0.018	0.015	0.810	0.889	-0.021	0.011	0.012	0.912	0.956
	$\hat{\mu}_3 - \hat{\mu}_1$					$\hat{\mu}_4 - \hat{\mu}_1$					$\hat{\mu}_5 - \hat{\mu}_1$				
RCAL	-0.019	0.020	0.020	0.913	0.947	-0.025	0.013	0.014	0.911	0.969	-0.031	0.020	0.021	0.908	0.956
RMLs	-0.024	0.019	0.017	0.880	0.930	-0.032	0.013	0.013	0.907	0.949	-0.034	0.020	0.017	0.847	0.915
RMLg	-0.024	0.019	0.017	0.881	0.931	-0.032	0.013	0.013	0.909	0.949	-0.034	0.020	0.017	0.852	0.920
	$\hat{\mu}_3 - \hat{\mu}_2$					$\hat{\mu}_4 - \hat{\mu}_2$					$\hat{\mu}_5 - \hat{\mu}_2$				
RCAL	-0.002	0.019	0.018	0.900	0.947	-0.007	0.011	0.012	0.916	0.962	-0.013	0.020	0.019	0.898	0.952
RMLs	-0.003	0.018	0.016	0.862	0.923	-0.011	0.011	0.011	0.889	0.957	-0.013	0.019	0.016	0.822	0.887
RMLg	-0.003	0.018	0.016	0.859	0.924	-0.011	0.011	0.011	0.891	0.959	-0.013	0.019	0.016	0.822	0.889
	$\hat{\mu}_4 - \hat{\mu}_3$					$\hat{\mu}_5 - \hat{\mu}_3$					$\hat{\mu}_5 - \hat{\mu}_4$				
RCAL	-0.006	0.020	0.019	0.908	0.958	-0.012	0.025	0.025	0.915	0.958	-0.006	0.020	0.020	0.903	0.957
RMLs	-0.008	0.019	0.017	0.860	0.931	-0.010	0.025	0.021	0.836	0.905	-0.002	0.021	0.017	0.825	0.893
RMLg	-0.008	0.019	0.017	0.860	0.930	-0.010	0.025	0.021	0.838	0.907	-0.002	0.021	0.017	0.825	0.895

Note: Mean, Var, EVar, Cov90, and Cov95 are calculated over the 1000 repeated subsamples, with the mean treated as the true value. RCAL denotes $\hat{\mu}_t(\hat{m}_{\text{RWL}}^\#, \hat{\pi}_{\text{RCAL}}) - \hat{\mu}_k(\hat{m}_{\text{RWL}}^\#, \hat{\pi}_{\text{RCAL}})$. RMLs denotes $\hat{\mu}_t(\hat{m}_{\text{RMLs}}, \hat{\pi}_{\text{RML}}) - \hat{\mu}_k(\hat{m}_{\text{RMLs}}, \hat{\pi}_{\text{RML}})$. RMLg denotes $\hat{\mu}_t(\hat{m}_{\text{RMLg}}, \hat{\pi}_{\text{RML}}) - \hat{\mu}_k(\hat{m}_{\text{RMLg}}, \hat{\pi}_{\text{RML}})$.

Table S23: Summary for $\hat{\nu}_t^{(k)}$ on sub samples for $t, k = 0, 1, \dots, 5$ with tuning parameters selected as $\lambda.1se$.

	$\hat{\nu}_t^{(0)}$			$\hat{\nu}_t^{(1)}$			$\hat{\nu}_t^{(2)}$			$\hat{\nu}_t^{(3)}$			$\hat{\nu}_t^{(4)}$			$\hat{\nu}_t^{(5)}$		
	RCAL	RMLs	RMLg	RCAL	RMLs	RMLg	RCAL	RMLs	RMLg	RCAL	RMLs	RMLg	RCAL	RMLs	RMLg	RCAL	RML	RMLg
t = 0																		
$\sqrt{\text{Var}}$	0.002	0.002	0.002	0.005	0.004	0.003	0.003	0.003	0.003	0.003	0.004	0.003	0.003	0.004	0.004	0.003	0.005	0.004
$\sqrt{\text{EVar}}$	0.002	0.002	0.002	0.002	0.003	0.003	0.003	0.003	0.003	0.002	0.003	0.002	0.003	0.003	0.003	0.002	0.004	0.003
Cov90	0.896	0.896	0.896	0.604	0.847	0.842	0.850	0.855	0.857	0.800	0.819	0.770	0.835	0.832	0.829	0.809	0.834	0.781
Cov95	0.956	0.956	0.956	0.689	0.915	0.907	0.917	0.918	0.926	0.876	0.884	0.854	0.903	0.907	0.902	0.884	0.896	0.851
t = 1																		
$\sqrt{\text{Var}}$	0.010	0.010	0.010	0.009	0.009	0.009	0.009	0.009	0.009	0.009	0.009	0.009	0.009	0.010	0.010	0.009	0.010	0.010
$\sqrt{\text{EVar}}$	0.010	0.010	0.010	0.010	0.010	0.010	0.010	0.010	0.010	0.010	0.009	0.009	0.010	0.010	0.010	0.010	0.010	0.010
Cov90	0.907	0.894	0.893	0.909	0.909	0.909	0.911	0.911	0.913	0.909	0.899	0.904	0.912	0.903	0.906	0.909	0.887	0.889
Cov95	0.951	0.939	0.940	0.954	0.954	0.954	0.953	0.954	0.954	0.953	0.947	0.949	0.954	0.948	0.950	0.954	0.950	0.950
t = 2																		
$\sqrt{\text{Var}}$	0.008	0.007	0.007	0.006	0.007	0.007	0.006	0.006	0.006	0.006	0.006	0.006	0.006	0.006	0.006	0.006	0.007	0.007
$\sqrt{\text{EVar}}$	0.008	0.007	0.007	0.007	0.007	0.007	0.007	0.007	0.007	0.007	0.006	0.006	0.007	0.007	0.007	0.007	0.007	0.007
Cov90	0.905	0.897	0.896	0.908	0.895	0.901	0.910	0.910	0.910	0.910	0.902	0.910	0.913	0.913	0.915	0.911	0.887	0.891
Cov95	0.949	0.945	0.942	0.950	0.946	0.950	0.950	0.950	0.950	0.952	0.955	0.955	0.952	0.958	0.960	0.951	0.939	0.946
t = 3																		
$\sqrt{\text{Var}}$	0.019	0.018	0.018	0.014	0.017	0.016	0.014	0.016	0.016	0.014	0.014	0.014	0.014	0.016	0.016	0.014	0.015	0.015
$\sqrt{\text{EVar}}$	0.018	0.015	0.015	0.015	0.016	0.016	0.015	0.017	0.017	0.015	0.015	0.015	0.015	0.017	0.017	0.015	0.016	0.016
Cov90	0.894	0.834	0.836	0.903	0.890	0.890	0.906	0.913	0.914	0.903	0.903	0.903	0.902	0.919	0.920	0.902	0.907	0.908
Cov95	0.947	0.894	0.894	0.945	0.940	0.941	0.947	0.948	0.949	0.946	0.946	0.946	0.947	0.957	0.959	0.946	0.947	0.948
t = 4																		
$\sqrt{\text{Var}}$	0.010	0.010	0.010	0.008	0.009	0.009	0.008	0.008	0.008	0.008	0.008	0.008	0.008	0.008	0.008	0.008	0.008	0.008
$\sqrt{\text{EVar}}$	0.010	0.009	0.009	0.008	0.009	0.009	0.008	0.008	0.008	0.008	0.007	0.007	0.008	0.008	0.008	0.008	0.008	0.008
Cov90	0.909	0.873	0.876	0.888	0.880	0.882	0.893	0.896	0.898	0.888	0.867	0.872	0.888	0.888	0.888	0.890	0.879	0.881
Cov95	0.952	0.926	0.927	0.939	0.930	0.931	0.937	0.943	0.942	0.937	0.926	0.926	0.937	0.937	0.937	0.937	0.933	0.935
t = 5																		
$\sqrt{\text{Var}}$	0.019	0.019	0.019	0.017	0.020	0.020	0.017	0.019	0.019	0.017	0.017	0.017	0.017	0.018	0.018	0.017	0.017	0.017
$\sqrt{\text{EVar}}$	0.019	0.015	0.015	0.017	0.017	0.017	0.017	0.018	0.018	0.017	0.015	0.015	0.017	0.018	0.018	0.017	0.017	0.017
Cov90	0.889	0.803	0.803	0.885	0.831	0.838	0.887	0.869	0.872	0.882	0.860	0.858	0.885	0.900	0.906	0.886	0.886	0.886
Cov95	0.942	0.873	0.874	0.939	0.879	0.886	0.942	0.927	0.932	0.941	0.913	0.913	0.944	0.942	0.946	0.943	0.943	0.943

Note: Var, EVar, Cov90, and Cov95 are calculated over the 1000 repeated subsamples, with the mean treated as the true value. RCAL denotes $\hat{\nu}_{t,RCAL}^{(k)}$. RMLs denotes $\hat{\nu}_{t,RMLs}^{(k)}$. RMLg denotes $\hat{\nu}_{t,RMLg}^{(k)}$.

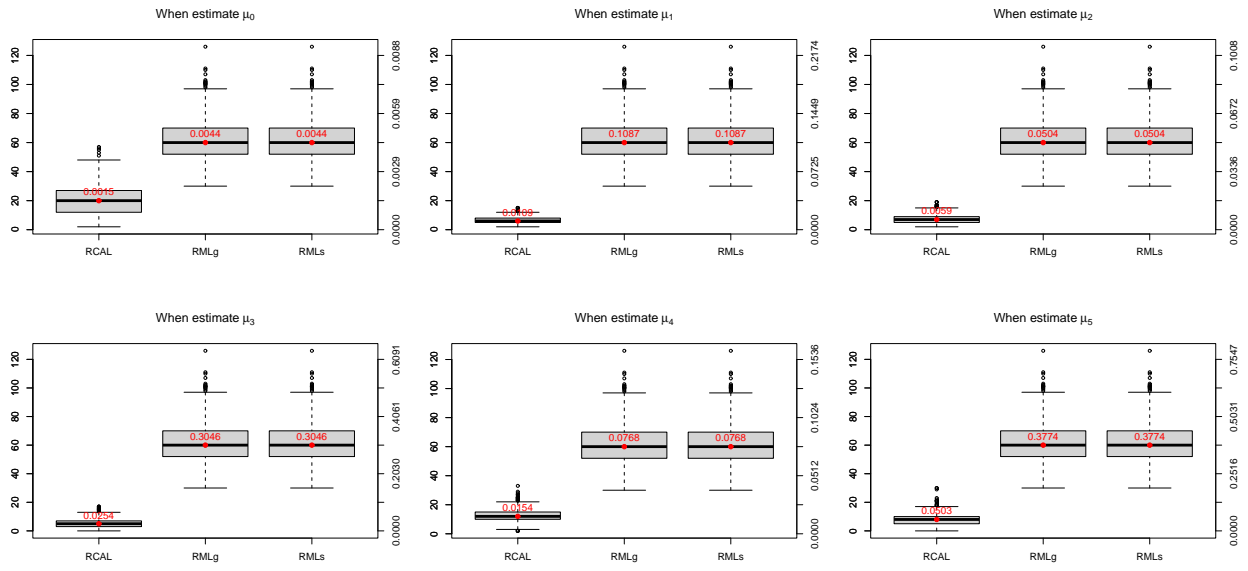


Figure S46: Boxplot of number of nonzero estimated coefficients in PS model with tuning parameters selected as $\lambda.1se$. Left y axis represents number of nonzero estimated coefficients. Right y axis represents number of nonzero estimated coefficients over corresponding treatment group size. Red number is the mean of ratios.

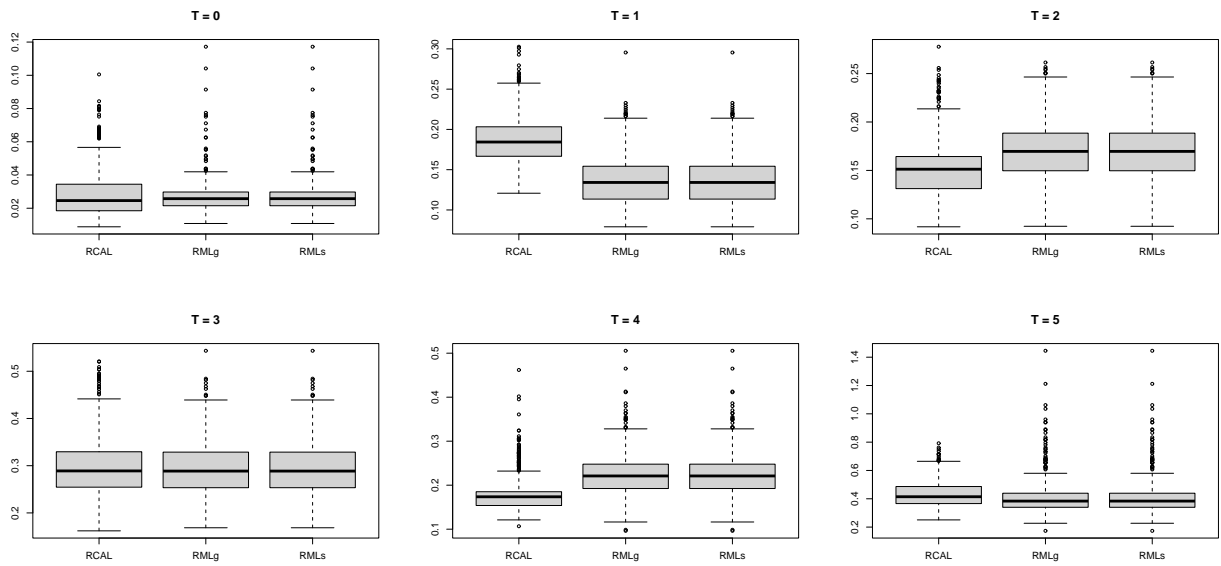


Figure S47: Boxplot of MASCD with tuning parameters selected as $\lambda.1se$.

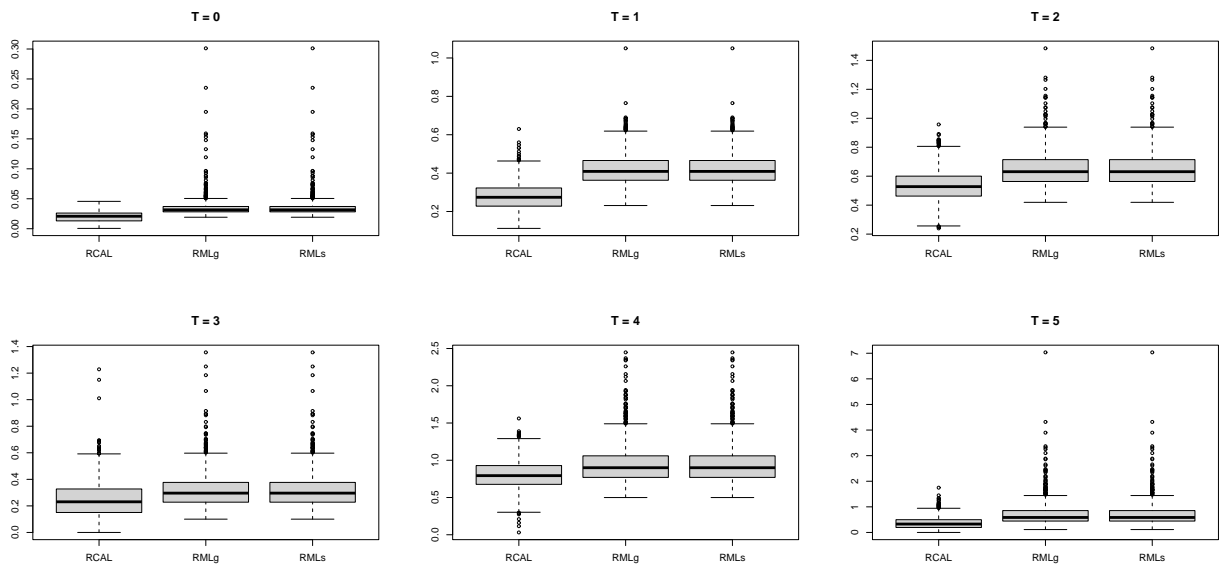


Figure S48: Boxplot of RV with tuning parameters selected as $\lambda.1se$.

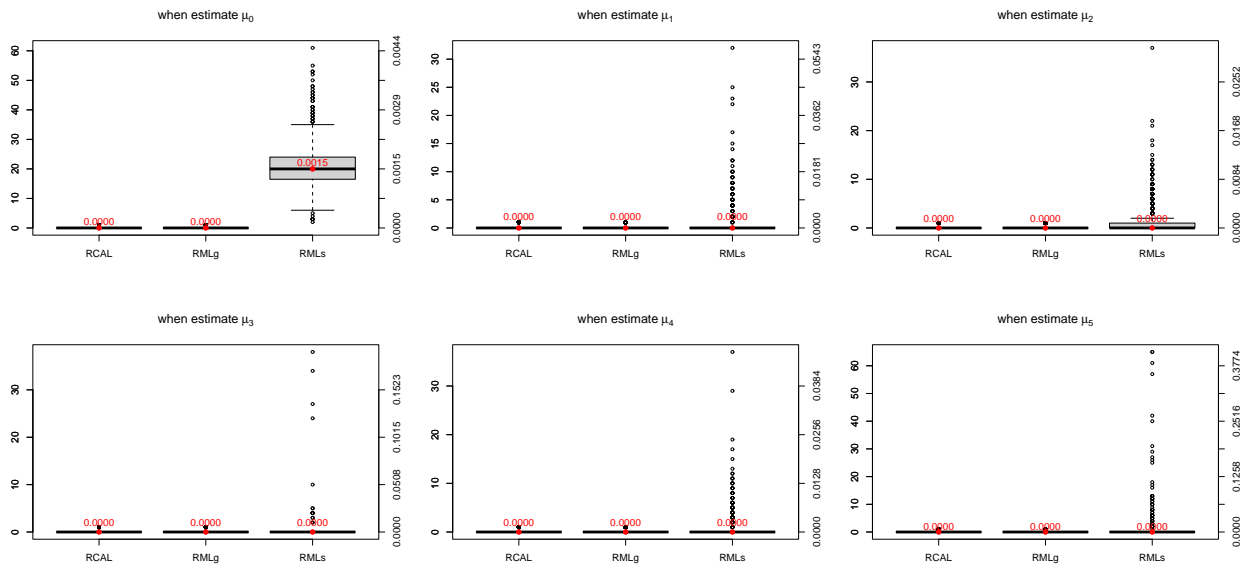


Figure S49: Boxplot of number of nonzero estimated coefficients in OR model with tuning parameters selected as $\lambda.1se$. Left y axis represents number of nonzero estimated coefficients. Right y axis represents ratio of number of nonzero estimated coefficients over corresponding treatment group size. Red number is the mean of ratios.

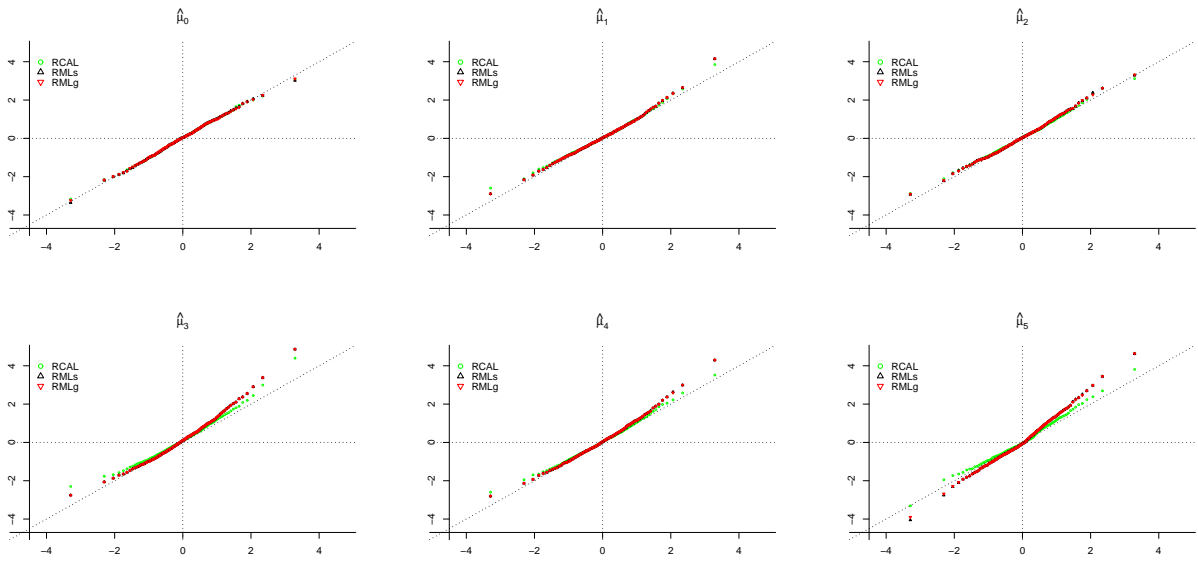


Figure S50: QQ plots of the standardized $\hat{\mu}_t$ against standard normal with tuning parameters selected as $\lambda.1se$.

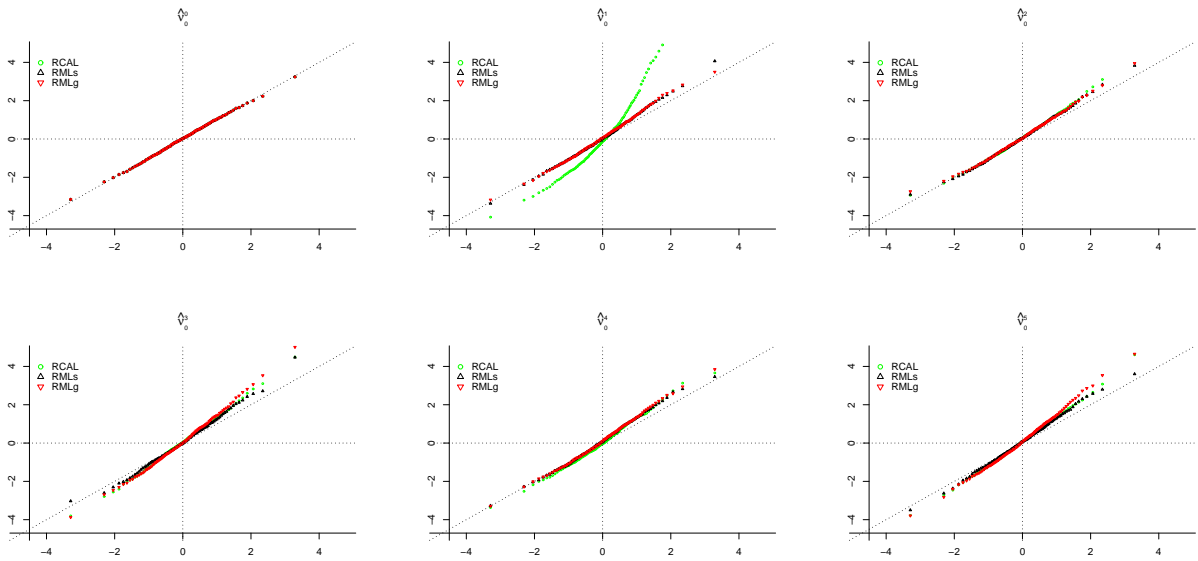


Figure S52: QQ plots of the standardized $\hat{\nu}_t^{(k)}$ against standard normal for $t = 0$ with tuning parameters selected as $\lambda.1se$.

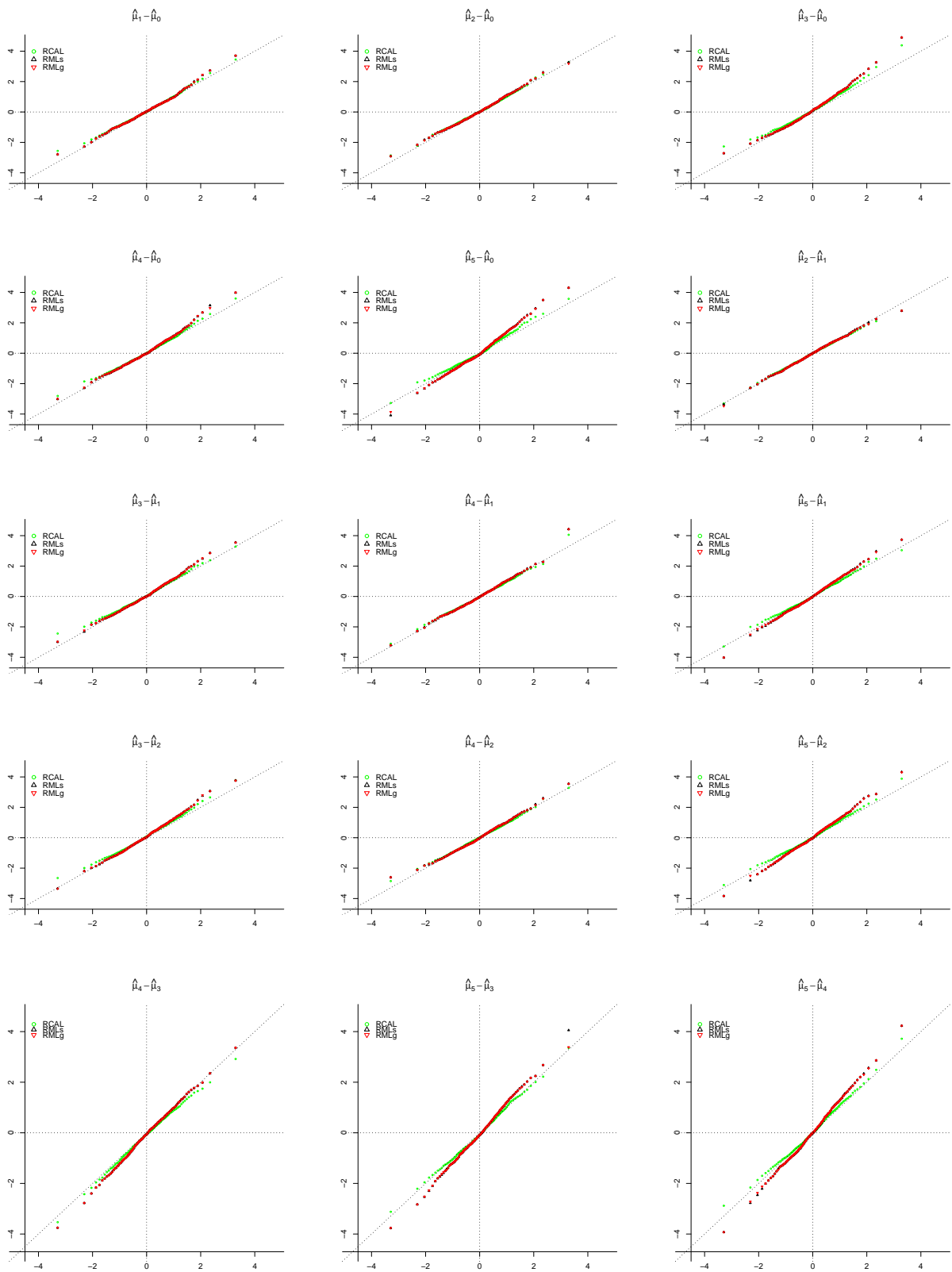


Figure S51: QQ plots of the standardized $\hat{\mu}_t - \hat{\mu}_k$ against standard normal with tuning parameters selected as $\lambda.1se$.

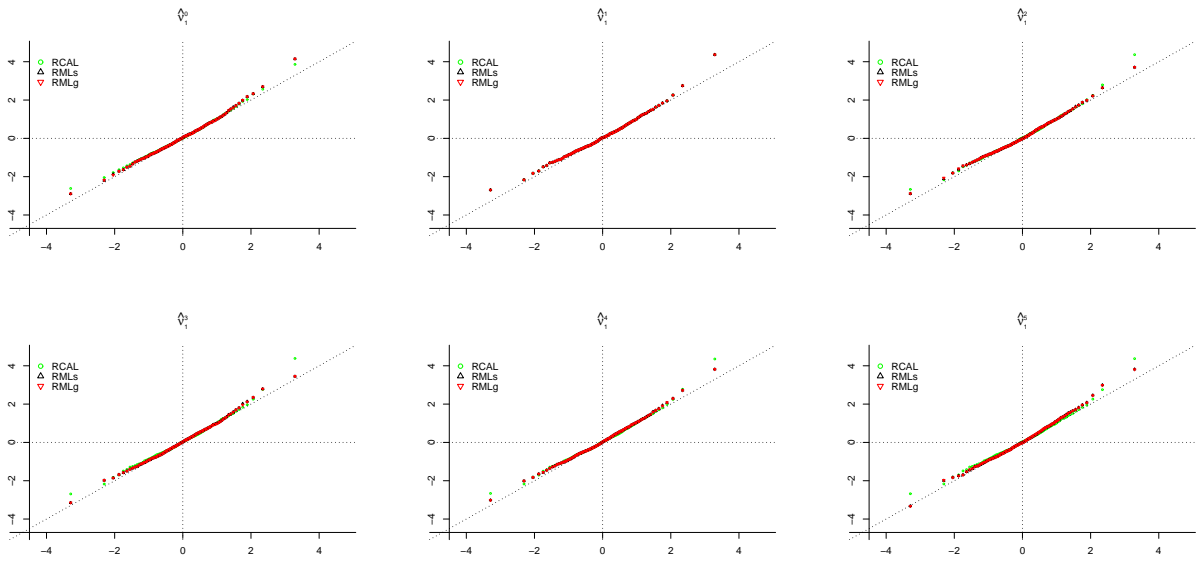


Figure S53: QQ plots of the standardized $\hat{\nu}_t^{(k)}$ against standard normal for $t = 1$ with tuning parameters selected as $\lambda.1se$.

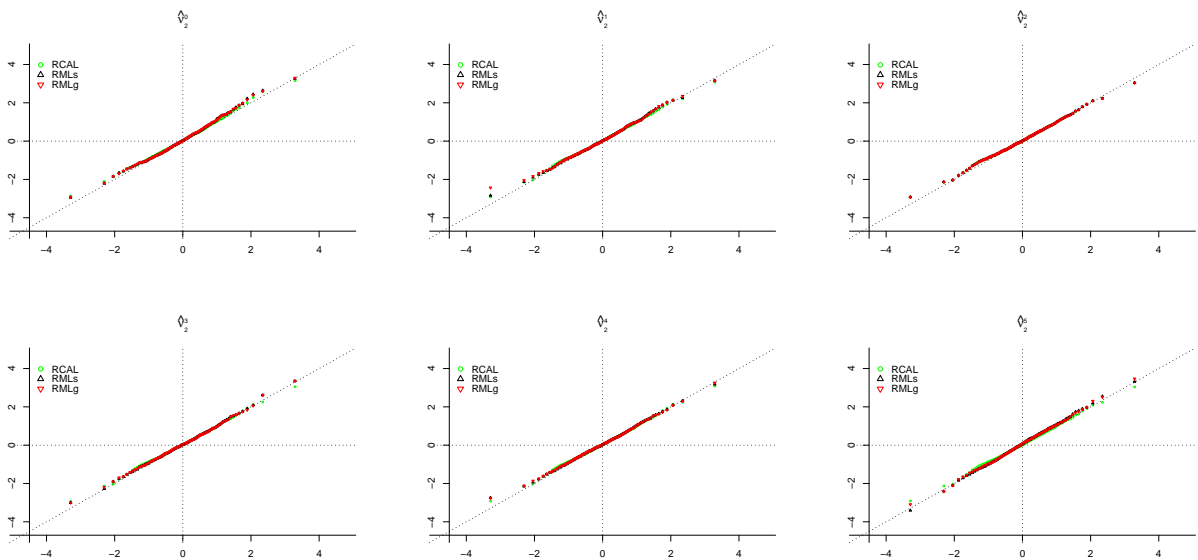


Figure S54: QQ plots of the standardized $\hat{\nu}_t^{(k)}$ against standard normal for $t = 2$ with tuning parameters selected as $\lambda.1se$.

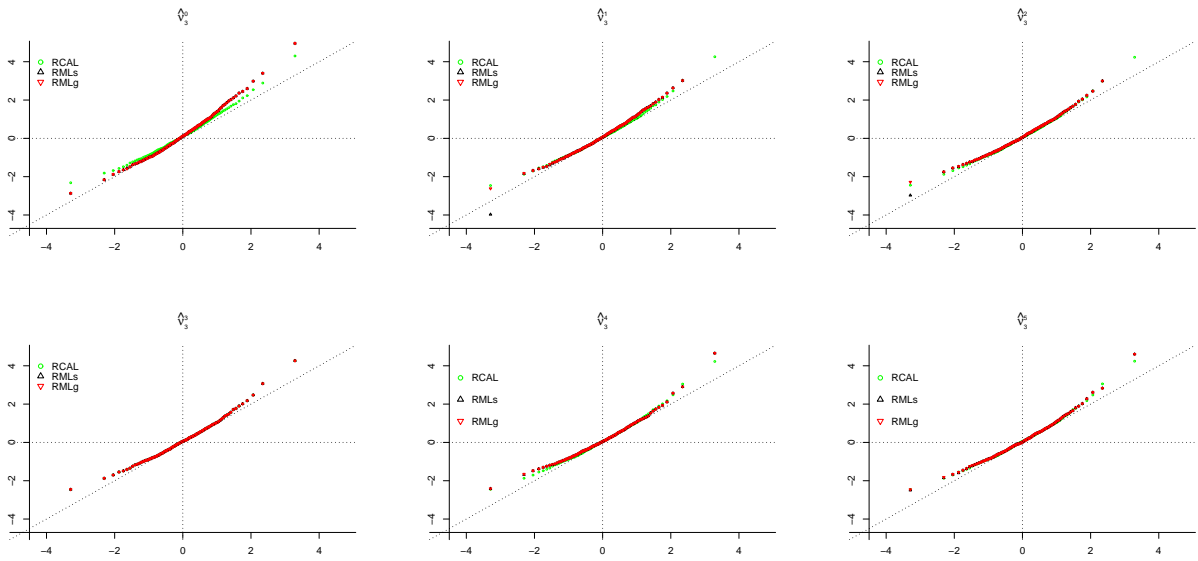


Figure S55: QQ plots of the standardized $\hat{\nu}_t^{(k)}$ against standard normal for $t = 3$ with tuning parameters selected as $\lambda.1se$.

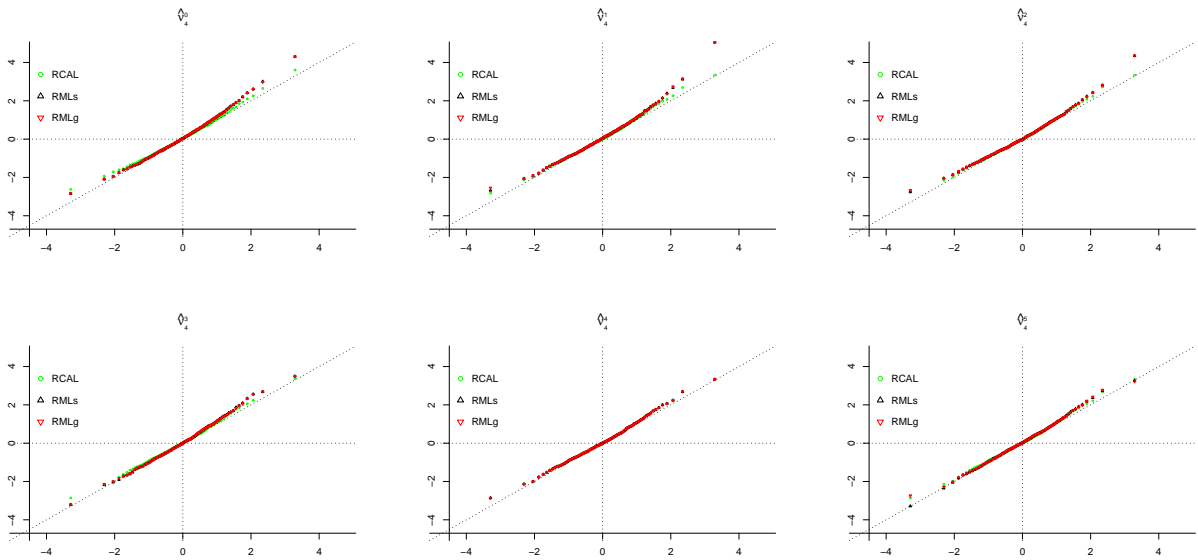


Figure S56: QQ plots of the standardized $\hat{\nu}_t^{(k)}$ against standard normal for $t = 4$ with tuning parameters selected as $\lambda.1se$.

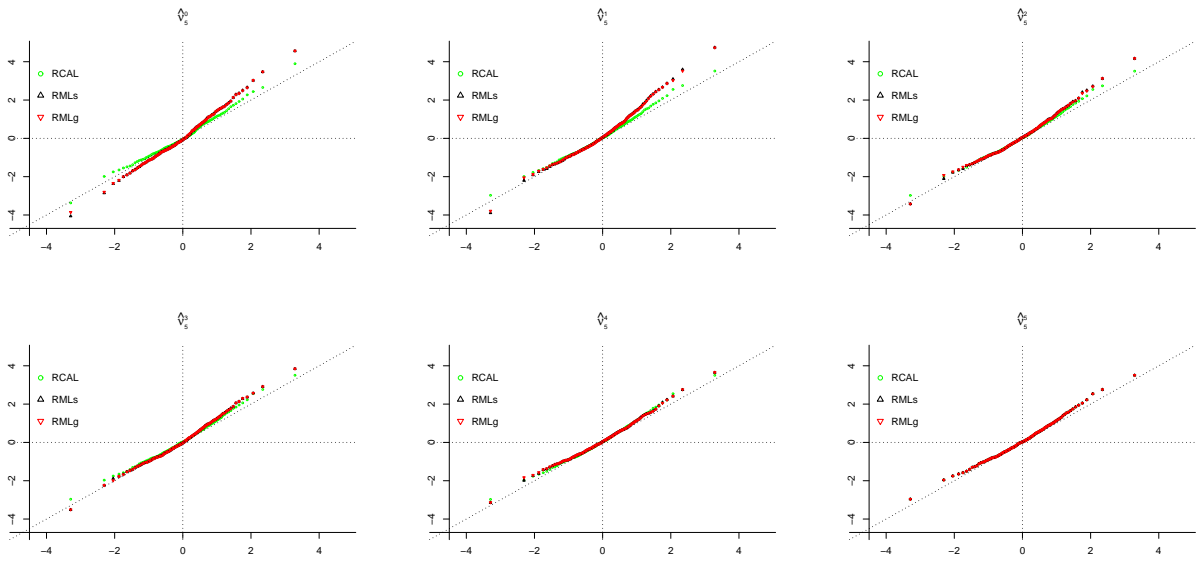


Figure S57: QQ plots of the standardized $\hat{\nu}_t^{(k)}$ against standard normal for $t = 5$ with tuning parameters selected as $\lambda.1se$.

References

- Hsu, D., Kakade, S.M., and Zhang, T. (2012) A tail inequality for quadratic forms of subgaussian random vectors, *Electronic Communications in Probability*, 17, 1–6.
- Tan, Z. (2020a) Regularized calibrated estimation of propensity scores with model misspecification and high-dimensional data, *Biometrika*, 107, 137–158.
- Tan, Z. (2020b) Model-assisted inference for treatment effects using regularized calibrated estimation with high-dimensional data, *Annals of Statistics*, 48, 811–837.