

Inference-optimized AI and high performance computing for gravitational wave detection at scale

Pranshu CHATURVEDI^{a,b,d,1}, Asad KHAN^{a,c,d}, Minyang TIAN^{c,d},
E. A. HUERTA^{a,c,e} and Huihuo ZHENG^b

^a*Data Science and Learning Division, Argonne National Laboratory, Lemont, Illinois 60439, USA*

^b*Department of Computer Science, University of Illinois at Urbana-Champaign, Urbana, Illinois 61801, USA*

^c*Department of Physics, University of Illinois at Urbana-Champaign, Urbana, Illinois 61801, USA*

^d*National Center for Supercomputing Applications, University of Illinois at Urbana-Champaign, Urbana, Illinois 61801, USA*

^e*Department of Computer Science, University of Chicago, Chicago, Illinois 60637, USA*

^f*Leadership Computing Facility, Argonne National Laboratory, Lemont, Illinois 60439, USA*

Abstract. We introduce an ensemble of artificial intelligence models for gravitational wave detection that we trained in the Summit supercomputer using 32 nodes, equivalent to 192 NVIDIA V100 GPUs, within 2 hours. Once fully trained, we optimized these models for accelerated inference using NVIDIA TensorRT. We deployed our inference-optimized AI ensemble in the ThetaGPU supercomputer at Argonne Leadership Computer Facility to conduct distributed inference. Using the entire ThetaGPU supercomputer, consisting of 20 nodes each of which has 8 NVIDIA A100 Tensor Core GPUs and 2 AMD Rome CPUs, our NVIDIA TensorRT-optimized AI ensemble processed an entire month of advanced LIGO data (including Hanford and Livingston data streams) within 50 seconds. Our inference-optimized AI ensemble retains the same sensitivity of traditional AI models, namely, it identifies all known binary black hole mergers previously identified in this advanced LIGO dataset and reports no misclassifications, while also providing a 3X inference speedup compared to traditional artificial intelligence models. We used time slides to quantify the performance of our AI ensemble to process up to 5 years worth of advanced LIGO data. In this synthetically enhanced dataset, our AI ensemble reports an average of one misclassification for every month of searched advanced LIGO data. We also present the receiver operating characteristic curve of our AI ensemble using this 5 year long advanced LIGO dataset. This approach provides the required tools to conduct accelerated, AI-driven gravitational wave detection at scale.

Keywords. gravitational waves, black holes, AI, HPC, GPU-accelerated computing

¹Corresponding Author; email: pranshu3@illinois.edu & pchaturvedi@anl.gov

1. Introduction

The international network of ground-based gravitational wave interferometers—advanced LIGO [1, 2], advanced Virgo [3, 4] and Kagra [5]—have completed three observing runs, reporting the detection of tens of gravitational wave sources [6]. Within the next decade, these scientific facilities will usher in the era of precision gravitational wave astrophysics, shedding new light into the astrophysical properties of gravitational wave sources, likely formation scenarios, and the nature of the environments where they reside [7]. We have already witnessed the transformational power of gravitational wave astrophysics in fundamental physics, cosmology, chemistry and nuclear physics [8–16]. These are only a few glimpses of the scientific revolution that may take place within the next decade [17–21] if we translate the data deluge to be delivered by gravitational wave detectors into the required elements to enable scientific discovery at scale.

Realizing the urgent need to develop novel frameworks for scientific discovery that adequately address challenges brought about by the big data revolution, and acknowledging that many disciplines are undergoing similar transformations thereby increasing the demand on already oversubscribed computational resources, scientists across the world are eagerly developing the next generation of computing frameworks and signal processing tools that will enable the realization of this research program [22].

Over the last few years, it has become apparent that the convergence of artificial intelligence (AI) and innovative computing provides the means to tackle computational grand challenges that have been exacerbated with the advent of large scale scientific facilities, and which will not be met by the ongoing deployment of exascale HPC systems alone [23, 24]. As described in recent reviews [25, 26], AI and high performance computing (HPC) as well as edge computing have been showcased to enable gravitational wave detection with the same sensitivity than template-matching algorithms, but orders of magnitude faster and at a fraction of the computational cost. At a glance, recent AI applications for gravitational wave astrophysics includes classification or signal detection [27–45], signal denoising and data cleaning [46–49], regression or parameter estimation [50–57], accelerated waveform production [58, 59], signal forecasting [60, 61], and early warning systems for gravitational wave sources that include matter, such as binary neutron stars or black hole-neutron star systems [62–64].

In this article, we build upon our recent work developing AI frameworks for production scale gravitational wave detection [65, 66], and introduce an approach that consists of optimizing AI models for accelerated inference, leveraging NVIDIA TensorRT [67]. We describe how we deployed our TensorRT AI ensemble in the ThetaGPU supercomputer at Argonne Leadership Computing Facility, and developed the required software to optimally distribute inference using up to 20 nodes, which are equivalent to 160 NVIDIA A100 Tensor Core GPUs. We quantified the sensitivity and computational efficiency of this approach by processing the entire month of August 2017 of advanced LIGO data (using both Hanford and Livingston datasets). Our analysis indicates that with our proposed approach, we are able to process these datasets within 50 seconds using 20 nodes in the ThetaGPU supercomputer at Argonne Leadership Computing Facility. Most importantly, we find that these optimized models retain the same sensitivity of traditional AI models, since they are able to identify all binary black hole mergers in this month-long dataset, while also reporting no misclassifications, and reducing time-to-insight by up to 3X compared to traditional AI models [66].

This article is organized as follows. Section 2 describes the approach we followed to train our AI models, optimize them for accelerated inference, and then combined them to search for gravitational waves as an ensemble. We also describe the advanced LIGO datasets used for training, validation and testing. We summarize our findings in Section 3. We outline future directions of work in Section 4.

2. Materials and Methods

Here we describe the AI architecture used for these studies, the modeled waveforms and advanced LIGO data used to train and test a suite of AI models. We then describe the procedure to optimize an ensemble of AI models for accelerated AI inference, and the approach followed to deploy this AI ensemble in the ThetaGPU supercomputer to optimally search for gravitational waves in advanced LIGO data at scale.

Modeled waveforms In this study we consider binary black hole mergers, and produce synthetic signals that describe them with the SEOBNRv3 waveform model [68] that is available in the open source PyCBC library [69]. We densely sample a parameter space that comprises black hole binaries with mass-ratios $1 \leq q \leq 5$, individual spins $s_{\{1,2\}}^z \in [-0.8, 0.8]$, and total mass $M \in [5M_{\odot}, 100M_{\odot}]$. We used a training dataset of over 1,136,415 waveforms, and a validation and testing datasets of over 230k waveforms, sampled at 4096 Hz, to create a suite of AI models in the Summit supercomputer.

Advanced LIGO data We used advanced LIGO data available through the Gravitational Wave Open Science Center [70]. The three data segments we consider have initial GPS times 1186725888, 1187151872, and 1187569664, and are 4096 seconds long. Each of these segments include both Hanford and Livingstone data, and do not include known gravitational wave signals.

Data preparation We used advanced LIGO data to compute power spectral density (PSDs) estimates using open source software available at the Gravitational Wave Open Science Center. We used these PSDs to whiten both modeled waveforms and advanced LIGO strain data, which are then linearly combined to simulate a wide range of astrophysical scenarios, covering a broad range of signal-to-noise ratios. Following best practices for the training of AI models, we normalized the standard deviation of training data that contain both signals and noise to one. We combined our set of 1,136,415 modeled waveforms with advanced LIGO noise by randomly sampling 1 second long contiguous data samples. To be precise, since we use advanced LIGO data sampled at 4096 Hz, this means that a 1 second long segment may be described as a set of continuous samples covering the range $[i_1, \dots, i_{4096}]$. In the same vein, another noise realization may be given by the samples $[i_{520}, \dots, i_{4596}]$, etc. This means that in any of the 4096 second long advanced LIGO data segment we use for training, we could draw $4096 \times 4096 - 4096 + 1$ contiguous, 1 second long noise segments. Since we consider 3×4096 second long advanced LIGO data segments per detector, then it follows that we have at our disposal about 50M noise realizations per detector. Notice, however, that each input that we feed into the net is distinct to each other. This is because each whitened waveform has unique astrophysical parameters, (M, q, s_1^z, s_2^z) , and is linearly combined with a whitened noise realization that simulates a variety of signal to noise ratio scenarios. On the other hand, we actually find that the number of noise realizations we use for training per detector is given by #of training iterations \times batchsize. In our case #of training iterations $\rightarrow 2,556,933$

and batchsize $\rightarrow 16$. In other words, we use about 40M noise realizations to produce AI models that exhibit strong convergence and optimal performance for gravitational wave detection.

AI architecture We designed a modified WaveNet [71] architecture that takes in advanced LIGO strain, both from Livingston and Hanford, sampled at 4096Hz. The two outputs of these models (one for each advanced LIGO strain data) are combined and then fed into a set two convolutional layers whose output consists of a classification probability for each time step. The AI architecture used in these studies is depicted in Figure 1.

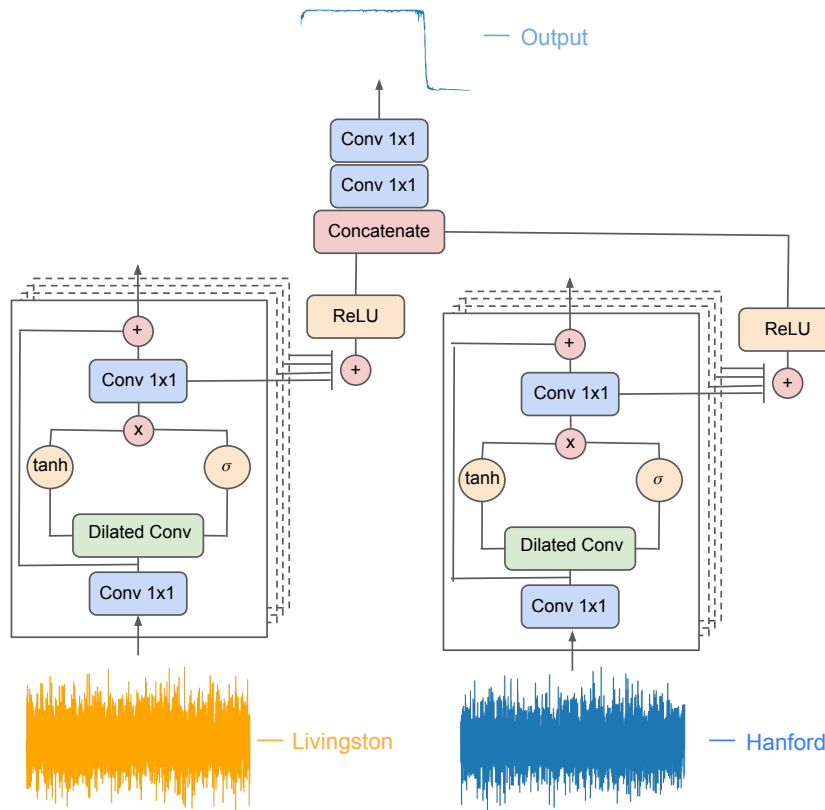


Figure 1. AI Architecture. Modified WaveNet model used for gravitational wave detection. Each branch processes concurrently one of the two advanced LIGO data streams—Hanford or Livingston. The output of the two branches is then concatenated and fed into a pair of convolutional layers whose output indicates at each time step whether the input advanced LIGO data contains “noise” or a “waveform”.

AI ensemble construction During training, the ground-truth labels are curated such that each time step after the merger of a given modeled waveform is classified as “noise”, whereas all the preceding time steps are classified as “waveform”. We used the AI architecture described above and trained a suite of tens of AI models with the Summit supercomputer. We used the same architecture but allowed for random initialization of weights. Each model was trained using 32 Summit nodes, equivalent to 192 NVIDIA V100 GPUs. We then picked a sample of the best ten models and quantified their classification accuracy. We did so by leveraging the feature we encoded in the models to flag

the transition between “noise” and “waveform”, which corresponds to the location of the merger of a binary black hole merger. Thereafter, we took the output of these models and post-processed it with the `find_peaks` algorithm, a SciPy’s off-the-shelf tool, to accurately identify the location of these mergers. Finally, we created several combinations of these models and quantified the optimal ensemble that maximized classification accuracy while also reducing the number of false positives in minutes-, hours-, weeks- and a month-long advanced LIGO strain datasets. This entire methodology, from data curation to model training and testing is schematically presented in Figure 2. Having identified an optimal AI ensemble, we optimized it for accelerated inference using TensorRT.

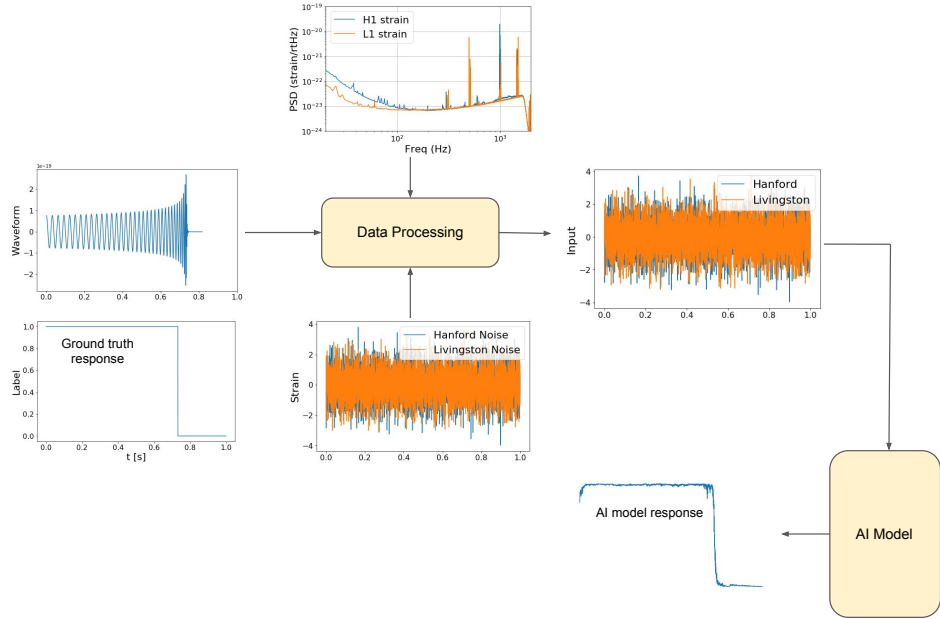


Figure 2. Model creation. Methodology used for data curation, model training and testing.

Optimization with NVIDIA TensorRT. To further reduce time-to-insight with our AI ensemble, we converted our existing AI models, which were originally created in TensorFlow 1 to TensorRT 8 engines. The first step in the conversion process requires us to convert our HDF5 files containing the architecture and weights into the TensorFlow SavedModel format. We then make use of `tf2onnx` [72], an open-source tool for converting SavedModels to the Open Neural Network Exchange (ONNX) format [73]. Next, we created a script to describe and build our TensorRT engines and accordingly specified the following parameters: the maximum amount of memory that can be allocated by the engine, which was set to 32 GB (NVIDIA A100 GPUs have 40GB of memory), allowed half-precision (FP16) computation where possible, the input dimensions of the model including the batch size (1024,4096,2), the output of the model (1024,4096,1), and a flag that allows the built engine to be saved so that the engine will not have to be reinitialized in subsequent runs. TensorRT applies a series of optimizations to the model by running a GPU profiler to find the best GPU kernels to use for various neural network computations, applying graph optimization techniques to reduce

the number of nodes and edges in a model such as layer fusion, quantization where appropriate, and more. We found that the TensorRT ensembles allowed us to increase the batch size from 256 to 1024 due to the compressed architecture generated by TensorRT and found an overall average speedup of $3X$ when using the entire ThetaGPU systems for accelerated gravitational wave inference.

Inference-optimized AI ensemble deployment in ThetaGPU We developed software to optimally process advanced LIGO data using the ThetaGPU supercomputer. We quantified the performance of this approach using 1, 2, 4, 8, 12, 16 and 20 nodes to demonstrate strong scaling. Parallelization was done with `mpi4py` built on `OpenMPI` 4. Each GPU, in every ThetaGPU node, acts as one MPI process in our parallel inference script.

3. Results

We present three main results: statistical analysis, noise anomaly processing, and computational efficiency of our AI-driven search.

3.1. Event Detection

We used our inference-optimized AI ensemble to process hours-, days-, weeks-, and a month-long advanced LIGO dataset. We found that this AI ensemble was able to identify all binary black hole mergers reported throughout the second observing run that covered the month of August 2017. Figures 3 and 4 show the distinct, sharp response of each of our AI models in the ensemble when they identify real gravitational wave signals. Notice also that the individual models report no other noise trigger of importance within one hour of data of these four events GW170809, GW170814, GW170818, and GW170823. While Figures 3 and 4 show the response of our AI ensemble in the vicinity of these events, we conducted a systematic analysis for all the noise triggers reported by the ensemble upon processing the entire month of August 2017. Triggers that were reported by all AI models in the ensemble, and which were coincident within a time window of 0.5 seconds were flagged as gravitational wave events. Our analysis only reported four noise triggers of that nature, namely, GW170809, GW170814, GW170818, and GW170823.

3.2. Noise Anomaly Processing

We quantified the performance of our AI ensemble to discard noise anomalies. To do so, we considered three real glitches in August 2017, namely those with GPS times 1186019327 and 1186816155. In Figure 5 we show the response of our AI ensemble to each of these noise triggers. We notice that the individual AI models in the ensemble do not agree on the nature of these noise triggers, and thus we readily discard them as events of interest. Key features that our `find_peaks` algorithm utilizes to discard these events encompass the jaggedness and inconsistent widths of these peaks. Since our AI ensemble only identified actual gravitational wave events as relevant noise triggers throughout August 2017, we conclude that our AI ensemble was capable of discarding all other glitches in this one month long data batch.

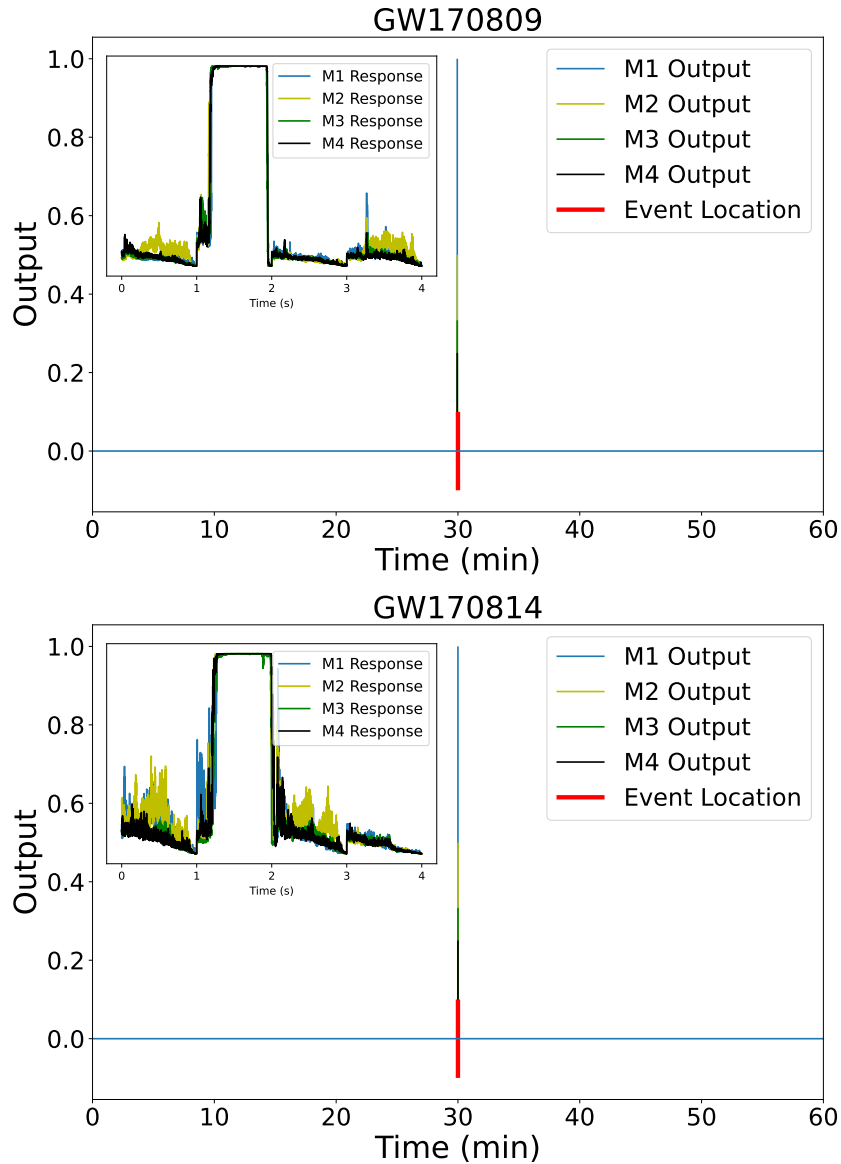


Figure 3. Event Detection Output of the 4 individual AI models in our ensemble upon processing 1 hour long advanced LIGO data that contains the events GW170809 (top panel) and GW170814 (bottom panel). The insets in both panels show the distinct, sharp response that is common among all AI models when they identify a real signal.

3.3. Statistical Analysis

We have quantified the performance of our AI classifiers by going beyond the one month worth of data that we used in the previous section for event detection and noise anomaly rejection. To do this, we use time slides to synthetically enhance the month long Au-

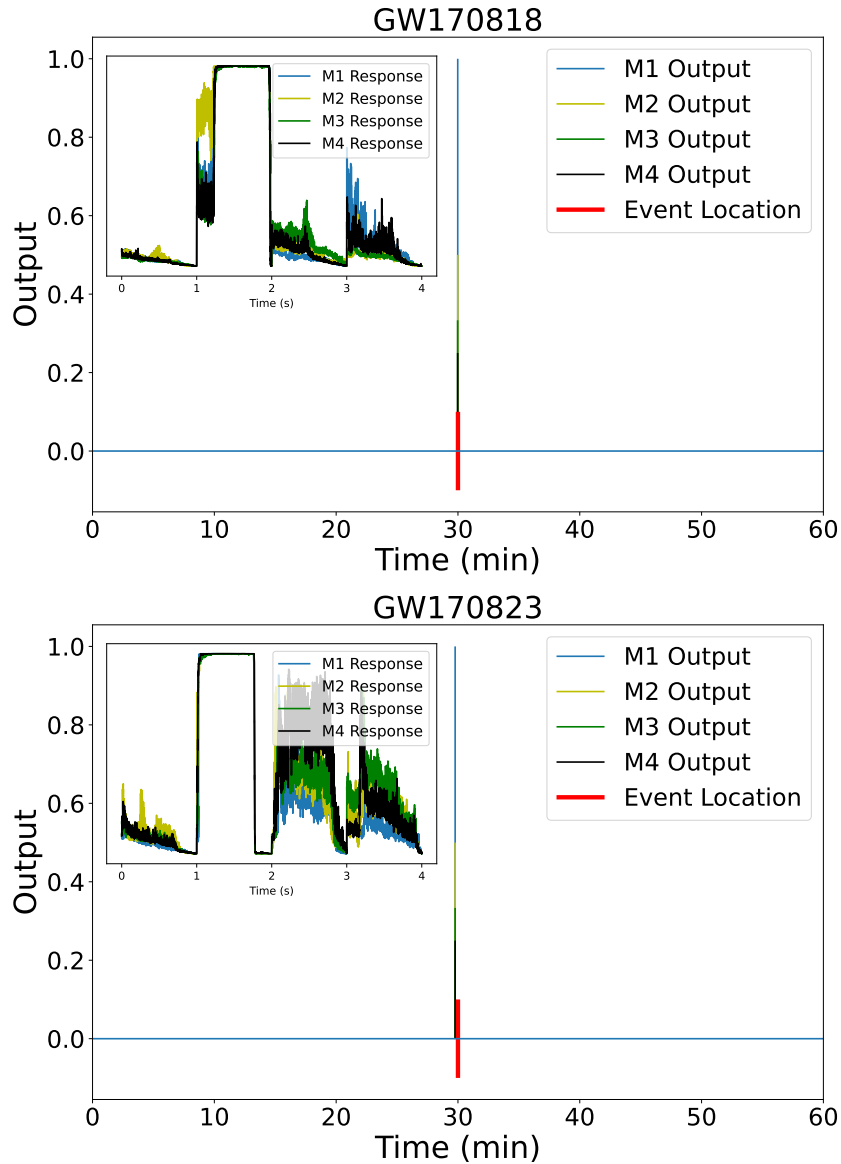


Figure 4. Event Detection As Figure 3, but now for GW170818 (top panel) and GW170823 (bottom panel).

gust 2017 advanced LIGO dataset. Using the approach described in [43], we produced datasets that span between 1 to 5 years of advanced LIGO data. Our findings show that our AI ensemble reports, on average, about 1.3 false positives per month. Specifically, we found that the number of false positives for each time-shifted dataset are:

- 1 year worth of data. 22 false positives
- 2 years worth of data. 35 false positives
- 3 years worth of data. 53 false positives
- 4 years worth of data. 68 false positives

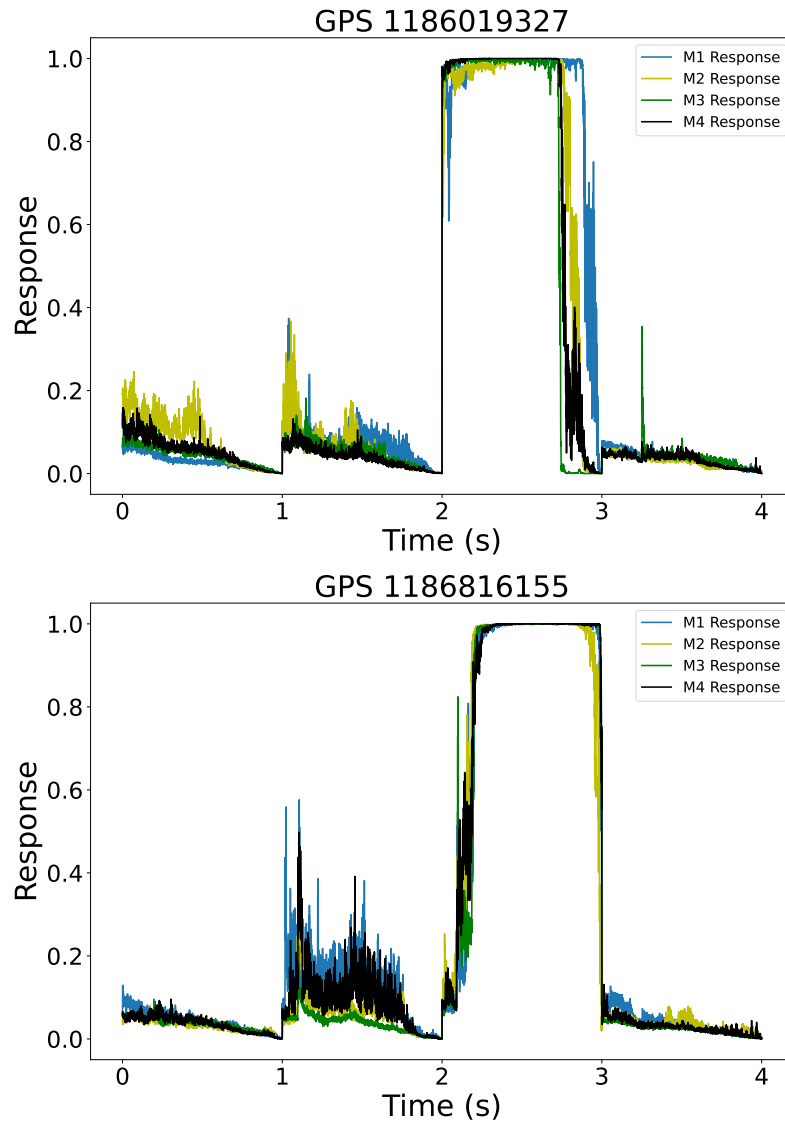


Figure 5. textbfNoise anomalies Response of our AI ensemble to real glitches located at GPS times 1186019327 (top panel) and 1186816155 (bottom panel).

- 5 years worth of data. 79 false positives

We have also computed the receiver operating characteristic (ROC) of our AI ensemble, shown in Figure 6. We computed this ROC curve using a test set of 237,663 waveforms that cover a broad range of signal to noise ratios. To compute the ROC curve, we used an automated post-processing script that takes in the output of our AI ensemble, and then uses the `find_peaks` algorithm to identify peaks whose width is at least 0.5 seconds long. As shown in Figure 6, our AI ensemble attains optimal true positive rate as we increase the detection threshold, or height in our `find_peaks` algorithms, between 0 and

0.9998. This plot indicates that our AI ensemble reports, on average, one misclassification per month of searched data. It is worth comparing this figure to other recent studies in the literature. For instance, in [65], it was reported that an ensemble of 2 AI models reported 1 misclassification for every 2.7 days of searched data, and more basic AI architectures reported one misclassification for every 200 seconds of searched advanced LIGO data [28]. For completeness, it is worth mentioning that the results we present in Figure 6 differ from those we computed with traditional TensorFlow models in less than 0.01% [66].

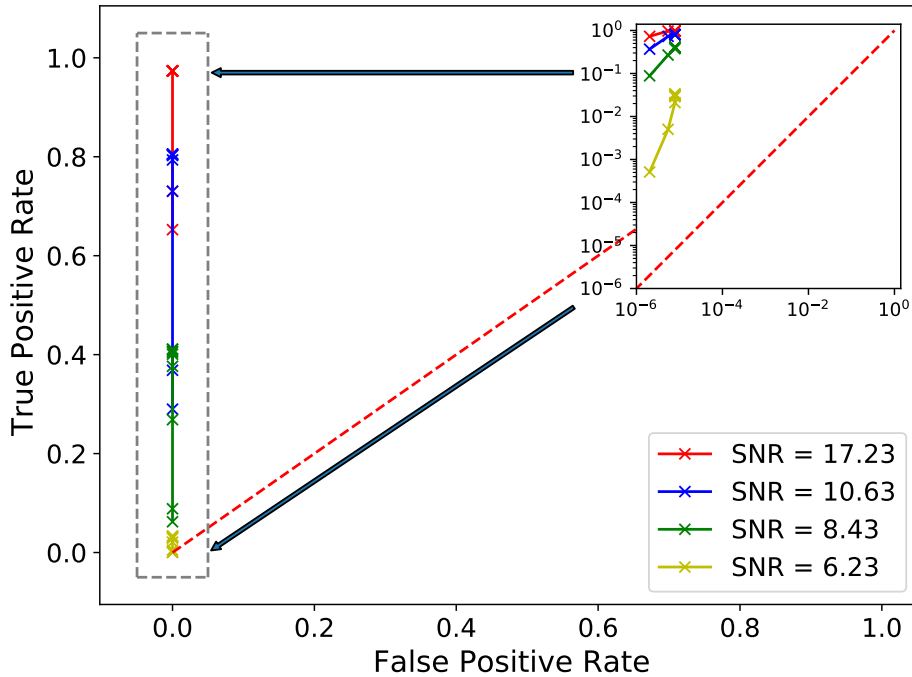


Figure 6. Receiver Operating Characteristic Curve of TensorRT AI Ensemble. The output of our inference-optimized AI ensemble is used to estimate the true positive rate with a test set of 237,663 modeled waveforms whitened with advanced LIGO data, and which cover a broad range of signal-to-noise ratios. The false positive rate is computed using a 5 year long time-shifted advanced LIGO dataset. The gray dashed rectangle in the left of this panel is shown in detail in the top right inset.

It remains to be seen whether adding real glitches to the training stage further improves the detection capabilities of our AI ensemble. We will explore the use of real glitches, e.g., using the catalog curated by the Gravity Spy project [74], to further improve the resilience of our AI models to noise anomalies through adversarial training. Having developed the required framework to time-shift data, in future work we will use a revised version of this AI ensemble to search for gravitational waves over entire observing run datasets. Specific future directions of work involve the production of software and computing methods to post-process the output data of our AI ensemble. At present, our AI ensemble produces about 500GB of output data for every month of searched data. Thus, for the 5 year time-shifted advanced LIGO dataset we considered in this article, we post-processed $5 * 12 * 500\text{GB} \rightarrow 30\text{TB}$ of output data by parallelizing the computing

over 1216 AMD EPYC 7742 cores. Thus, while we can now use this method to search for gravitational waves in advanced LIGO data that encompass entire observing run datasets, we will introduce in future work new methods to quantify on the fly the sensitivity of our AI ensemble using hundreds of years worth of time-shifted advanced LIGO data.

3.4. Computational Efficiency

We trained the models in our AI ensemble using distributed training in the Summit supercomputer. Each model was trained using 192 NVIDIA V100 GPUs within 2 hours. Thereafter, we distributed the inference using 160 NVIDIA A100 Tensor Core GPUs. Figure 7 presents scaling results as we distributed AI inference in the ThetaGPU supercomputer using both traditional AI models, labelled as `TensorFlow`, and inference-optimized AI models, labelled as `TensorRT`. These results show that our `TensorRT` AI ensemble provides a 3X speedup over traditional AI models [66]. These results also indicate that the environment setup we used in ThetaGPU optimally handled I/O and data distribution across nodes. It is worth mentioning that these results were reproduced using `TensorRT` AI ensembles in Singularity containers, and by running our `TensorRT` AI ensemble natively on ThetaGPU using a suitable Conda environment [75]. Furthermore, we found that our `TensorRT` AI ensemble provides additional speedups when we consider larger volume datasets. We will explore the application of this approach for significantly larger datasets in the near future, and will make available these `TensorRT` AI models through the Data and Learning Hub for Science [76, 77] so that the broader gravitational wave community may harness/extend/improve these AI tools for accelerated gravitational wave data analysis.

This study provides an exemplar that combines HPC systems of different scale to conduct accelerated AI-driven discovery, as shown in Figure 8. We showcase how to optimally use hundreds of GPUs to reduce time-to-insight for training (Summit) and inference (ThetaGPU). It is worth mentioning that we deliberately followed this approach, i.e., using two different machines for training and inference, to quantify the reproducibility and interoperability of our AI ensemble. Another important consideration is that we optimized our AI ensemble with NVIDIA `TensorRT` using an NVIDIA DGX A100 box at the National Center for Supercomputing Applications. Using this same resource, we containerized our `TensorRT` AI ensemble using both Docker and Singularity. In brief, our methodology ensures that our AI-driven analysis is reproducible, interoperable and scalable across disparate HPC platforms.

4. Conclusion

The first generation of AI models for gravitational wave detection exhibited great promise to accelerate gravitational wave discovery [27, 28], and increase the science reach of gravitational wave astrophysics. Those models provided a glimpse of what may be accomplished if we were able to tap on the computational efficiency and scalability of AI. That vision is gradually coming to fruition by remarkable advances by multiple teams across the world [22, 25, 26].

In this article we have described how to combine AI and HPC to accelerate the training of AI models, optimize them for inference, and then maximize their science through-

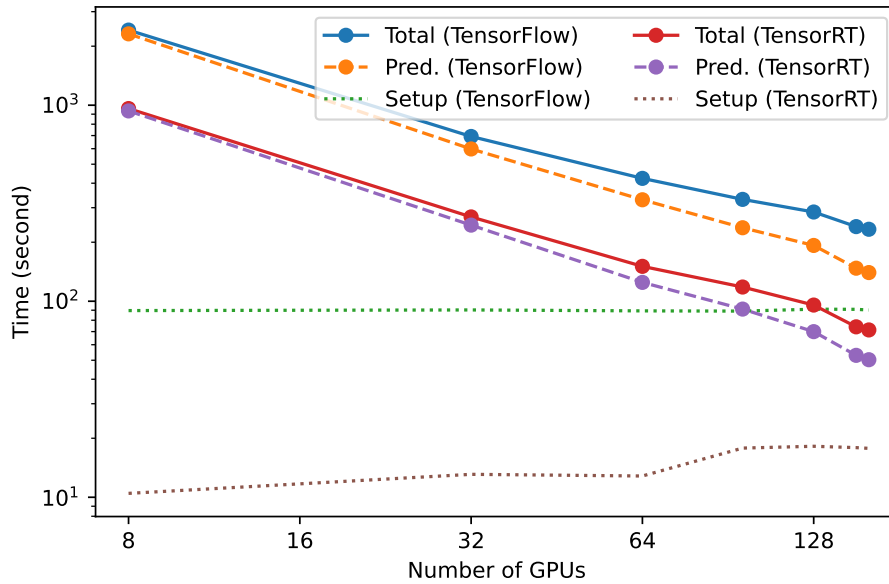


Figure 7. Scaling of Accelerated Inference in ThetaGPU. TensorRT AI ensembles accelerate gravitational wave detection by 3 fold when compared to traditional AI ensembles (labelled as TensorFlow). TensorRT AI ensembles process an entire month of advanced LIGO data, including both Hanford and Livingston strain data, within 50 seconds when AI inference is distributed over 160 NVIDIA A100 Tensor Core GPUs in the ThetaGPU supercomputer.

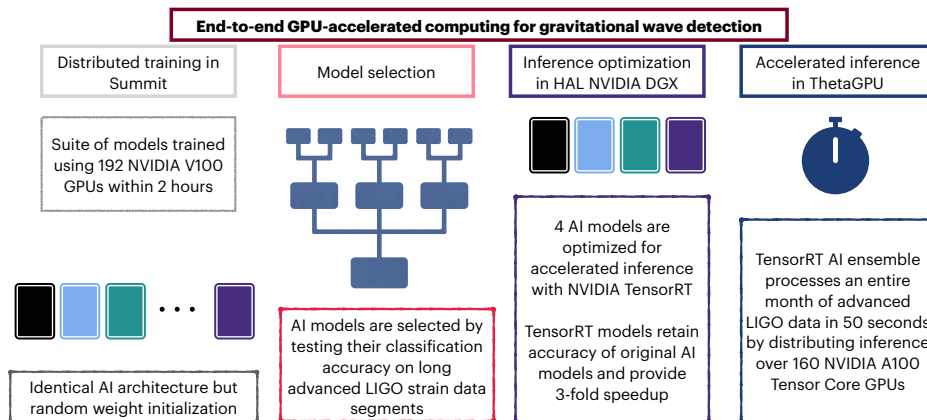


Figure 8. Convergence of AI and HPC. Schematic representation of our methodology to harness disparate HPC platforms and data science tools to create optimal AI ensembles for gravitational wave detection.

put by distributing inference over tens of GPUs. This line of work has been explored in the context of AI-inference optimized applications for early warning systems. For instance, PyTorch models for AI forecasting of binary neutron star and black hole-neutron star systems were quantized to reduce their size by 4X and accelerate their speed 2.5X for rapid inference at the edge [62]. Furthermore, the combination of TensorRT AI models

for data cleaning, and AI models for black hole detection under the umbrella of a generic inference as a service model that leverages HPC, private or dedicating computing was introduced in [45]. On the other hand, this work is the first in the literature to combine TensorRT AI models for accelerated signal detection with HPC at scale to process one month of advanced LIGO strain data from Hanford and Livingston within 50 seconds using an ensemble of 4 TensorRT AI models. We have not compromised the classification accuracy of our models, and have found that they can identify all four binary black hole mergers previously reported in this data batch, namely, GW170809, GW170814, GW170818, and GW170823, with no misclassifications. When using a time-shifted advanced LIGO dataset that spans five years worth of data, we found that our AI ensemble reports 1 misclassification per month of searched data. This should be contrasted with the first generation of AI models that reported 1 misclassification for every 200 seconds of searched data [28], and the other AI ensembles that reported 1 misclassifications for every 2.7 days of searched data [65].

We are at a tipping point in gravitational wave astrophysics. The number of sources to be detected in the near future will overwhelm available and future computational resources if we continue to use poorly scalable and compute-intensive algorithms. We hope that the AI models we introduce in this paper are harnessed, tested, and further developed by the worldwide community of AI developers in gravitational wave astrophysics. Such an approach will provide the means to transform the upcoming deluge of gravitational wave observations into discovery at scale.

5. Acknowledgments

P.C., E.A.H., A.K., and M.T. gratefully acknowledge National Science Foundation (NSF) awards OAC-1931561 and OAC-1934757. This research used resources of the Argonne Leadership Computing Facility, which is a DOE Office of Science User Facility supported under Contract DE-AC02-06CH11357. E.A.H. gratefully acknowledges the Innovative and Novel Computational Impact on Theory and Experiment project ‘Multi-Messenger Astrophysics at Extreme Scale in Summit’. This research used resources of the Oak Ridge Leadership Computing Facility, which is a DOE Office of Science User Facility supported under contract no. DE-AC05-00OR22725. This work utilized resources supported by the NSF’s Major Research Instrumentation program, the HAL cluster (grant no. OAC-1725729), as well as the University of Illinois at Urbana-Champaign. We thank NVIDIA for their continued support.

References

- [1] B. P. Abbott, R. Abbott, T. D. Abbott, M. R. Abernathy, F. Acernese, K. Ackley, C. Adams, T. Adams, P. Addesso, R. X. Adhikari, and et al., “Binary Black Hole Mergers in the First Advanced LIGO Observing Run,” *Physical Review X*, vol. 6, p. 041015, Oct. 2016.
- [2] B. P. Abbott *et al.*, “GW150914: The Advanced LIGO Detectors in the Era of First Discoveries,” *Phys. Rev. Lett.*, vol. 116, no. 13, p. 131103, 2016.

- [3] F. Acernese *et al.*, “for the Virgo Collaboration. Advanced Virgo: a second-generation interferometric gravitational wave detector,” *Classical and Quantum Gravity*, vol. 32, p. 024001, Jan. 2015.
- [4] F. Acernese, T. Adams, *et al.*, “Advanced virgo status,” *Journal of Physics: Conference Series*, vol. 1342, Jan. 2020. Publisher Copyright: © Published under licence by IOP Publishing Ltd.; Conference date: 24-27 June 2017.
- [5] T. Akutsu, M. Ando, *et al.*, “Overview of KAGRA: Detector design and construction history,” *Progress of Theoretical and Experimental Physics*, vol. 2021, 08 2020. 05A101.
- [6] R. Abbott *et al.*, “GWTC-3: Compact Binary Coalescences Observed by LIGO and Virgo During the Second Part of the Third Observing Run,” *arXiv e-prints*, p. arXiv:2111.03606, Nov. 2021.
- [7] R. Abbott *et al.*, “The population of merging compact binaries inferred using gravitational waves through GWTC-3,” *arXiv e-prints*, p. arXiv:2111.03634, Nov. 2021.
- [8] R. Abbott *et al.*, “Constraints on the cosmic expansion history from GWTC-3,” *arXiv e-prints*, p. arXiv:2111.03604, Nov. 2021.
- [9] The LIGO Scientific Collaboration, the Virgo Collaboration, *et al.*, “Estimating the Contribution of Dynamical Ejecta in the Kilonova Associated with GW170817,” *Astrophys. J.*, vol. 850, p. L39, Dec. 2017.
- [10] M. C. Miller and N. Yunes, “The new frontier of gravitational waves,” *Nature*, vol. 568, pp. 469–476, Apr. 2019.
- [11] B. P. Abbott, R. Abbott, T. D. Abbott, F. Acernese, K. Ackley, C. Adams, T. Adams, P. Addesso, R. X. Adhikari, V. B. Adya, and *et al.*, “GW170817: Observation of Gravitational Waves from a Binary Neutron Star Inspiral,” *Physical Review Letters*, vol. 119, p. 161101, Oct. 2017.
- [12] B. P. Abbott, R. Abbott, T. D. Abbott, F. Acernese, K. Ackley, C. Adams, T. Adams, P. Addesso, R. X. Adhikari, V. B. Adya, and *et al.*, “Gravitational Waves and Gamma-Rays from a Binary Neutron Star Merger: GW170817 and GRB 170817A,” *Astrophys. J. Lett*, vol. 848, p. L13, Oct. 2017.
- [13] H. Tan, J. Noronha-Hostler, and N. Yunes, “Neutron Star Equation of State in light of GW190814,” *Phys. Rev. Lett.*, vol. 125, no. 26, p. 261104, 2020.
- [14] N. Yunes, K. Yagi, and F. Pretorius, “Theoretical Physics Implications of the Binary Black-Hole Mergers GW150914 and GW151226,” *Phys. Rev. D*, vol. 94, no. 8, p. 084002, 2016.
- [15] R. Abbott *et al.*, “Tests of general relativity with binary black holes from the second LIGO-Virgo gravitational-wave transient catalog,” *Phys. Rev. D*, vol. 103, no. 12, p. 122002, 2021.
- [16] K. P. Mooley, E. Nakar, K. Hotokezaka, G. Hallinan, A. Corsi, D. A. Frail, A. Horesh, T. Murphy, E. Lenc, D. L. Kaplan, K. de, D. Dobie, P. Chandra, A. Deller, O. Gottlieb, M. M. Kasliwal, S. R. Kulkarni, S. T. Myers, S. Nissanke, T. Piran, C. Lynch, V. Bhalerao, S. Bourke, K. W. Bannister, and L. P. Singer, “A mildly relativistic wide-angle outflow in the neutron-star merger event GW170817,” *Nature*, vol. 554, pp. 207–210, Feb. 2018.
- [17] D. Reitze *et al.*, “Expanding the Reach of Gravitational Wave Astronomy to the Edge of the Universe: The Gravitational-Wave International Committee Study Reports on Next Generation Ground-based Gravitational-Wave Observatories,” 11 2021.

- [18] P. Couvares *et al.*, “Gravitational Wave Data Analysis: Computing Challenges in the 3G Era,” 11 2021.
- [19] M. Punturo *et al.*, “Future Ground-Based Gravitational-Wave Observatories: Synergies with Other Scientific Communities,” 11 2021.
- [20] V. Kalogera *et al.*, “The Next Generation Global Gravitational Wave Observatory: The Science Book,” 11 2021.
- [21] D. McClelland *et al.*, “3G R&D: R&D for the Next Generation of Ground-based Gravitational-wave Detectors,” 11 2021.
- [22] E. A. Huerta, G. Allen, I. Andreoni, J. M. Antelis, E. Bachelet, G. B. Berriman, F. B. Bianco, R. Biswas, M. Carrasco Kind, K. Chard, M. Cho, P. S. Cowperthwaite, Z. B. Etienne, M. Fishbach, F. Forster, D. George, T. Gibbs, M. Graham, W. Gropp, R. Gruendl, A. Gupta, R. Haas, S. Habib, E. Jennings, M. W. G. Johnson, E. Katsavounidis, D. S. Katz, A. Khan, V. Kindratenko, W. T. C. Kramer, X. Liu, A. Mahabal, Z. Marka, K. McHenry, J. M. Miller, C. Moreno, M. S. Neubauer, S. Oberlin, A. R. Olivas, D. Petravick, A. Rebei, S. Rosofsky, M. Ruiz, A. Saxton, B. F. Schutz, A. Schwing, E. Seidel, S. L. Shapiro, H. Shen, Y. Shen, L. P. Singer, B. M. Sipocz, L. Sun, J. Towns, A. Tsokaros, W. Wei, J. Wells, T. J. Williams, J. Xiong, and Z. Zhao, “Enabling real-time multi-messenger astrophysics discoveries with deep learning,” *Nature Reviews Physics*, vol. 1, pp. 600–608, Oct. 2019.
- [23] M. Asch, T. Moore, R. Badia, M. Beck, P. Beckman, T. Bidot, F. Bodin, F. Cappello, A. Choudhary, B. de Supinski, E. Deelman, J. Dongarra, A. Dubey, G. Fox, H. Fu, S. Girona, W. Gropp, M. Heroux, Y. Ishikawa, K. Keahey, D. Keyes, W. Kramer, J.-F. Lavignon, Y. Lu, S. Matsuoka, B. Mohr, D. Reed, S. Requena, J. Saltz, T. Schulthess, R. Stevens, M. Swamy, A. Szalay, W. Tang, G. Varoquaux, J.-P. Vilotte, R. Wisniewski, Z. Xu, and I. Zacharov, “Big data and extreme-scale computing: Pathways to convergence-toward a shaping strategy for a future software and data ecosystem for scientific inquiry,” *The International Journal of High Performance Computing Applications*, vol. 32, no. 4, pp. 435–479, 2018.
- [24] E. A. Huerta, A. Khan, E. Davis, C. Bushell, W. D. Gropp, D. S. Katz, V. Kindratenko, S. Koric, W. T. C. Kramer, B. McGinty, K. McHenry, and A. Saxton, “Convergence of Artificial Intelligence and High Performance Computing on NSF-supported Cyberinfrastructure,” *Journal of Big Data*, vol. 7, no. 1, p. 88, 2020.
- [25] E. Cuoco, J. Powell, M. Cavaglià, K. Ackley, M. Bejger, C. Chatterjee, M. Coughlin, S. Coughlin, P. Easter, R. Essick, H. Gabbard, T. Gebhard, S. Ghosh, L. Haegel, A. Iess, D. Keitel, Z. Marka, S. Marka, F. Morawski, T. Nguyen, R. Ormiston, M. Puerrer, M. Razzano, K. Staats, G. Vajente, and D. Williams, “Enhancing Gravitational-Wave Science with Machine Learning,” *Mach. Learn. Sci. Tech.*, vol. 2, no. 1, p. 011002, 2021.
- [26] E. A. Huerta and Z. Zhao, *Advances in Machine and Deep Learning for Modeling and Real-Time Detection of Multi-messenger Sources*, pp. 1–27. Singapore: Springer Singapore, 2020.
- [27] D. George and E. A. Huerta, “Deep neural networks to enable real-time multimessenger astrophysics,” *Phys. Rev. D*, vol. 97, p. 044039, Feb 2018.
- [28] D. George and E. A. Huerta, “Deep Learning for real-time gravitational wave detection and parameter estimation: Results with Advanced LIGO data,” *Physics Letters B*, vol. 778, pp. 64–70, Mar. 2018.

- [29] H. Gabbard, M. Williams, F. Hayes, and C. Messenger, “Matching Matched Filtering with Deep Networks for Gravitational-Wave Astronomy,” *Physical Review Letters*, vol. 120, p. 141103, Apr. 2018.
- [30] V. Skliris, M. R. K. Norman, and P. J. Sutton, “Real-Time Detection of Unmodeled Gravitational-Wave Transients Using Convolutional Neural Networks,” *arXiv e-prints*, p. arXiv:2009.14611, Sept. 2020.
- [31] Y.-C. Lin and J.-H. P. Wu, “Detection of gravitational waves using bayesian neural networks,” *Phys. Rev. D*, vol. 103, p. 063034, Mar 2021.
- [32] H. Wang, S. Wu, Z. Cao, X. Liu, and J.-Y. Zhu, “Gravitational-wave signal recognition of LIGO data by deep learning,” *Phys. Rev. D*, vol. 101, no. 10, p. 104003, 2020.
- [33] X. Fan, J. Li, X. Li, Y. Zhong, and J. Cao, “Applying deep neural networks to the detection and space parameter estimation of compact binary coalescence with a network of gravitational wave detectors,” *Sci. China Phys. Mech. Astron.*, vol. 62, no. 6, p. 969512, 2019.
- [34] X.-R. Li, G. Babu, W.-L. Yu, and X.-L. Fan, “Some optimizations on detecting gravitational wave using convolutional neural network,” *Front. Phys. (Beijing)*, vol. 15, no. 5, p. 54501, 2020.
- [35] D. S. Deighan, S. E. Field, C. D. Capano, and G. Khanna, “Genetic-algorithm-optimized neural networks for gravitational wave classification,” *arXiv e-prints*, p. arXiv:2010.04340, Oct. 2020.
- [36] A. L. Miller *et al.*, “How effective is machine learning to detect long transient gravitational waves from neutron stars in a real search?,” *Phys. Rev. D*, vol. 100, no. 6, p. 062005, 2019.
- [37] P. G. Krastev, “Real-Time Detection of Gravitational Waves from Binary Neutron Stars using Artificial Neural Networks,” *Phys. Lett. B*, vol. 803, p. 135330, 2020.
- [38] M. B. Schäfer, F. Ohme, and A. H. Nitz, “Detection of gravitational-wave signals from binary neutron star mergers using machine learning,” *Phys. Rev. D*, vol. 102, p. 063015, Sept. 2020.
- [39] C. Dreissigacker and R. Prix, “Deep-Learning Continuous Gravitational Waves: Multiple detectors and realistic noise,” *Phys. Rev. D*, vol. 102, no. 2, p. 022005, 2020.
- [40] A. Rebei, E. A. Huerta, S. Wang, S. Habib, R. Haas, D. Johnson, and D. George, “Fusing numerical relativity and deep learning to detect higher-order multipole waveforms from eccentric binary black hole mergers,” *Phys. Rev. D*, vol. 100, p. 044025, Aug 2019.
- [41] C. Dreissigacker, R. Sharma, C. Messenger, R. Zhao, and R. Prix, “Deep-Learning Continuous Gravitational Waves,” *Phys. Rev. D*, vol. 100, no. 4, p. 044009, 2019.
- [42] B. Beheshtipour and M. A. Papa, “Deep learning for clustering of continuous gravitational wave candidates,” *Phys. Rev. D*, vol. 101, p. 064009, Mar. 2020.
- [43] M. B. Schäfer and A. H. Nitz, “From One to Many: A Deep Learning Coincident Gravitational-Wave Search,” *arXiv e-prints*, p. arXiv:2108.10715, Aug. 2021.
- [44] M. B. Schäfer, O. Zelenka, A. H. Nitz, F. Ohme, and B. Brügmann, “Training Strategies for Deep Learning Gravitational-Wave Searches,” *arXiv e-prints*, p. arXiv:2106.03741, June 2021.

- [45] A. Gunny, D. Rankin, J. Krupa, M. Saleem, T. Nguyen, M. Coughlin, P. Harris, E. Katsavounidis, S. Timm, and B. Holzman, “Hardware-accelerated Inference for Real-Time Gravitational-Wave Astronomy,” *arXiv e-prints*, p. arXiv:2108.12430, Aug. 2021.
- [46] H. Shen, D. George, E. A. Huerta, and Z. Zhao, “Denoising gravitational waves with enhanced deep recurrent denoising auto-encoders,” in *ICASSP 2019-2019 IEEE International Conference on Acoustics, Speech and Signal Processing (ICASSP)*, pp. 3237–3241, IEEE, 2019.
- [47] W. Wei and E. A. Huerta, “Gravitational Wave Denoising of Binary Black Hole Mergers with Deep Learning,” *Phys. Lett.*, vol. B800, p. 135081, 2020.
- [48] R. Ormiston, T. Nguyen, M. Coughlin, R. X. Adhikari, and E. Katsavounidis, “Noise reduction in gravitational-wave data via deep learning,” *Phys. Rev. Research*, vol. 2, p. 033066, Jul 2020.
- [49] H. Yu and R. X. Adhikari, “Nonlinear noise regression in gravitational-wave detectors with convolutional neural networks,” *arXiv e-prints*, p. arXiv:2111.03295, Nov. 2021.
- [50] H. Shen, E. A. Huerta, E. O’Shea, P. Kumar, and Z. Zhao, “Statistically-informed deep learning for gravitational wave parameter estimation,” *Mach. Learn. Sci. Tech.*, vol. 3, no. 1, p. 015007, 2022.
- [51] H. Gabbard, C. Messenger, I. S. Heng, F. Tonolini, and R. Murray-Smith, “Bayesian parameter estimation using conditional variational autoencoders for gravitational-wave astronomy,” *arXiv preprint arXiv:1909.06296*, 2019.
- [52] A. J. Chua and M. Vallisneri, “Learning Bayesian posteriors with neural networks for gravitational-wave inference,” *Phys. Rev. Lett.*, vol. 124, no. 4, p. 041102, 2020.
- [53] S. R. Green, C. Simpson, and J. Gair, “Gravitational-wave parameter estimation with autoregressive neural network flows,” *Phys. Rev. D*, vol. 102, p. 104057, Nov 2020.
- [54] S. R. Green and J. Gair, “Complete parameter inference for gw150914 using deep learning,” *Machine Learning: Science and Technology*, vol. 2, p. 03LT01, June 2020.
- [55] M. Dax, S. R. Green, J. Gair, J. H. Macke, A. Buonanno, and B. Schölkopf, “Real-time gravitational-wave science with neural posterior estimation,” *arXiv e-prints*, p. arXiv:2106.12594, June 2021.
- [56] M. Dax, S. R. Green, J. Gair, M. Deistler, B. Schölkopf, and J. H. Macke, “Group equivariant neural posterior estimation,” *arXiv e-prints*, p. arXiv:2111.13139, Nov. 2021.
- [57] A. Khan and E. A. Huerta, “AI and extreme scale computing to learn and infer the physics of higher order gravitational wave modes of quasi-circular, spinning, non-precessing binary black hole mergers,” *arXiv e-prints*, p. arXiv:2112.07669, Dec. 2021.
- [58] S. Khan and R. Green, “Gravitational-wave surrogate models powered by artificial neural networks,” *Phys. Rev. D*, vol. 103, no. 6, p. 064015, 2021.
- [59] A. J. K. Chua, C. R. Galley, and M. Vallisneri, “Reduced-order modeling with artificial neurons for gravitational-wave inference,” *Phys. Rev. Lett.*, vol. 122, p. 211101, May 2019.

- [60] J. Lee, S. H. Oh, K. Kim, G. Cho, J. J. Oh, E. J. Son, and H. M. Lee, “Deep learning model on gravitational waveforms in merging and ringdown phases of binary black hole coalescences,” *Phys. Rev. D*, vol. 103, p. 123023, June 2021.
- [61] A. Khan, E. A. Huerta, and H. Zheng, “Interpretable AI forecasting for numerical relativity waveforms of quasicircular, spinning, nonprecessing binary black hole mergers,” *Phys. Rev. D*, vol. 105, p. 024024, Jan. 2022.
- [62] W. Wei, E. A. Huerta, M. Yun, N. Loutrel, M. A. Shaikh, P. Kumar, R. Haas, and V. Kindratenko, “Deep Learning with Quantized Neural Networks for Gravitational-wave Forecasting of Eccentric Compact Binary Coalescence,” *Astrophys. J.*, vol. 919, p. 82, Oct. 2021.
- [63] W. Wei and E. A. Huerta, “Deep learning for gravitational wave forecasting of neutron star mergers,” *Phys. Lett. B*, vol. 816, p. 136185, 2021.
- [64] H. Yu, R. X. Adhikari, R. Magee, S. Sachdev, and Y. Chen, “Early warning of coalescing neutron-star and neutron-star-black-hole binaries from the nonstationary noise background using neural networks,” *Phys. Rev. D*, vol. 104, p. 062004, Sept. 2021.
- [65] W. Wei, A. Khan, E. A. Huerta, X. Huang, and M. Tian, “Deep learning ensemble for real-time gravitational wave detection of spinning binary black hole mergers,” *Physics Letters B*, vol. 812, p. 136029, Jan. 2021.
- [66] E. A. Huerta, A. Khan, X. Huang, M. Tian, M. Levental, R. Chard, W. Wei, M. Heflin, D. S. Katz, V. Kindratenko, D. Mu, B. Blaiszik, and I. Foster, “Accelerated, scalable and reproducible AI-driven gravitational wave detection,” *Nature Astronomy*, vol. 5, pp. 1062–1068, July 2021.
- [67] NVIDIA, “TensorRT,” 2021. <https://github.com/NVIDIA/TensorRT>.
- [68] Y. Pan, A. Buonanno, A. Taracchini, L. E. Kidder, A. H. Mroué, H. P. Pfeiffer, M. A. Scheel, and B. Szilágyi, “Inspiral-merger-ringdown waveforms of spinning, precessing black-hole binaries in the effective-one-body formalism,” *Physical Review D*, vol. 89, p. 084006, Apr. 2014.
- [69] A. H. Nitz, I. W. Harry, D. A. Brown, C. M. Biwer, J. L. Willis, T. Dal Canton, C. D. Capano, L. P. Pekowsky, T. Dent, A. R. Williamson, G. S. Davies, S. De, M. Cabero, B. Machenschalk, P. Kumar, S. Reyes, D. MacLeod, D. Finstad, F. Pannarale, T. Massinger, S. Kumar, M. Tapai, L. Singer, S. Khan, S. Fairhurst, A. Nielsen, and S. Singh, “PyCBC. Free and open software to study gravitational waves,” 2021.
- [70] M. Vallisneri, J. Kanner, R. Williams, A. Weinstein, and B. Stephens, “The LIGO Open Science Center,” *J. Phys. Conf. Ser.*, vol. 610, no. 1, p. 012021, 2015.
- [71] A. van den Oord, S. Dieleman, H. Zen, K. Simonyan, O. Vinyals, A. Graves, N. Kalchbrenner, A. Senior, and K. Kavukcuoglu, “WaveNet: A Generative Model for Raw Audio,” in *9th ISCA Speech Synthesis Workshop*, pp. 125–125, 2016.
- [72] TensorFlow-ONNX, “Convert TensorFlow, Keras, Tensorflow.js and Tflite models to ONNX,” 2021. <https://github.com/onnx/tensorflow-onnx>.
- [73] ONNX Community, “Open Neural Network Exchange,” 2021. <https://onnx.ai>.
- [74] M. Zevin, S. Coughlin, S. Bahaadini, E. Besler, N. Rohani, S. Allen, M. Cabero, K. Crowston, A. K. Katsaggelos, S. L. Larson, T. K. Lee, C. Lintott, T. B. Littenberg, A. Lundgren, C. Østerlund, J. R. Smith, L. Trouille, and V. Kalogera, “Gravity Spy: integrating advanced LIGO detector characterization, machine learning, and citizen science,” *Classical and Quantum Gravity*, vol. 34, p. 064003, Mar. 2017.

- [75] Anaconda, “Conda,” 2021. <https://docs.conda.io/projects/conda/en/latest/user-guide/concepts/environments.html>.
- [76] R. Chard, Z. Li, K. Chard, L. Ward, Y. Babuji, A. Woodard, S. Tuecke, B. Blaiszik, M. J. Franklin, and I. Foster, “Dlhub: Model and data serving for science,” in *2019 IEEE International Parallel and Distributed Processing Symposium (IPDPS)*, pp. 283–292, 2019.
- [77] Z. Li, R. Chard, L. Ward, K. Chard, T. J. Skluzacek, Y. Babuji, A. Woodard, S. Tuecke, B. Blaiszik, M. J. Franklin, *et al.*, “DLHub: Simplifying publication, discovery, and use of machine learning models in science,” *Journal of Parallel and Distributed Computing*, vol. 147, pp. 64–76, 2020.