

PONCELET AND THE ARQUIMEDEAN TWINS

LILIANA GABRIELA GHEORGHE

Abstract. We give a sharp construction for twins in arbelos, based on polar reciprocity. In the process, new circles displaying arquimedean affinities came into scene.

1. INTRODUCTION

Arbelos is the greek for 'shoemaker's knife', the shape bounded by three pairwise tangent semicircles with diameters lying on the same line. As a geometric object, it was first studied by Arquimedes in his Book of Lemmas, hence dates back more than 2200 years ago. If we draw the common (internal) tangent to the arbelos circles then the two circles that tangent this line, the arbelos outer circle and one of the arbelos' circles are called "the twins"; see figure 5. Arquimedes had already spotted them and proved that their radius is half the harmonic mean of the two arbelos i-circles. As a tribute, circles in arbelos, congruent with the twins are called arquimedean; chasing arquimedean circles in arbelos was is a constant theme ever-since.

Perhaps the most humble arquimedean circle is those whose diameter is the parallel through M at the bases of the (rectangular) trapeze of basis R_1, R_2 and altitude $R_1 + R_2$; see figure 2; in fact the proof of this fact uses elementary proprieties in trapezium. Longer, yet straightforward computation confirms that the tangents from O_1 and O_2 to this circle meet precisely at the center of the arbelos i-circle. This circle was spotted in [B] (somehow backwardly that presented here), but we presume Arquimedes already knew about it.

Main results. Rather than chasing arquimedean circles, here we are interested in explain why the twins are identical and how to draw them. We foreseen the (classic) twins as solutions of two degenerated Apollonius' problem, and we find their centers as intersection of special conics.

Keywords: arbelos, Apollonius's problem, circle inversion, poles, polar duals.

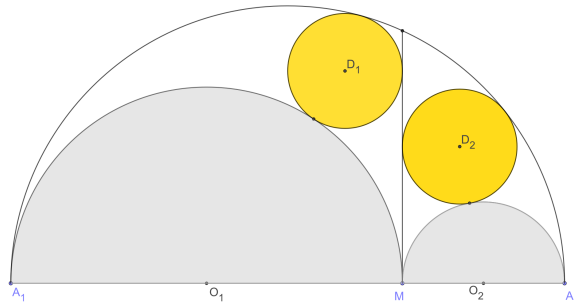


FIGURE 1. Twins in arbelos are solutions of two distinct Apollonius' problems: but why are they arquimedean?

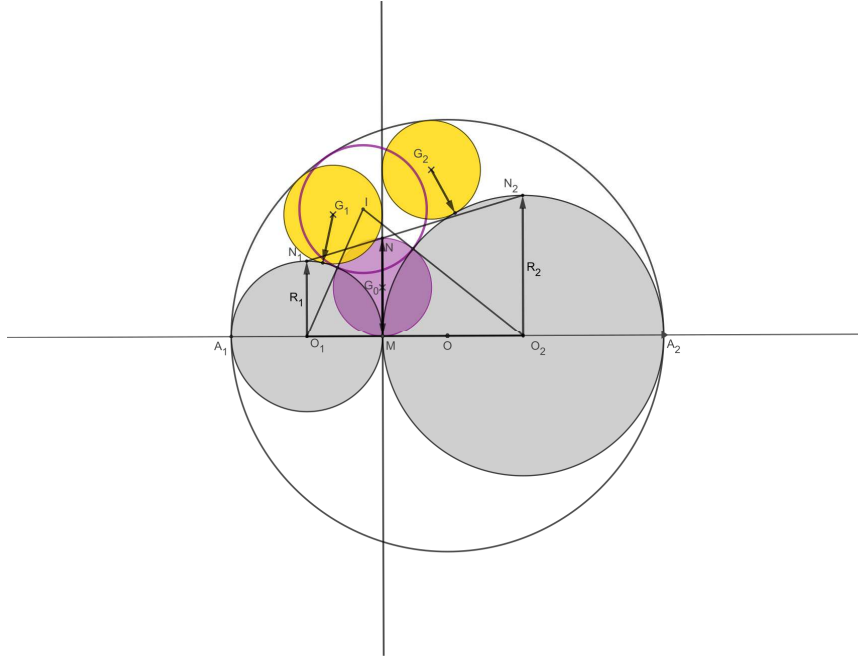


FIGURE 2. An arquimedean circle (bordeaux) canonically attached to an arbelos; two other circles of same radius (solid yellow) can be drawn tangent to the arbelos' circles (grey) and to their common tangent; but in this case, why do they also the arbelos' external circle?

2020 Mathematics Subject Classification: 51A05, 51A30, 51M15.

To perform their intersection, we use polar reciprocity, the method tailored by Poncelet ([P]) in order to proof his Porism. The proof itself led to a sharp geometric construction for their centers, which is our main result; see theorem 1. The method also explains why the radii of the twins is the same. We then attach another pair of circles, which has twice the radius of the initial one, and study a new tern of related circles. One of the circles of the tern is arquimedean, and was first spotted by Scotch in [S]; the other two are new and verify an arquimedean-type relation which we prove in theorem 4.

Related work. The literature on arbelos is so rich and the references are so abundant, that we limit ourselves to a small sample that show that interest for this problem is still vivid. In [B] a famous construction for the *i*-circle in arbelos, much simpler than the one from Archimedes' proof, due to the existence of a third arquimedean circle; [W] also provides a simple construction of the *i*-circle in (classic) arbelos; in [D-L] the authors study inversions mapping that switch two given circles and apply it to arbelos; [O] studies a generalization of arbelos; [O-W] study twin circles in skewed arbelos. [We] is a handy source that collect many of these facts and related bibliography.

Notations. We shall note by (O) a circle centered in O . By reflection in (O) we mean the symmetry (or inversion) with respect to circle (O) . We freely use "dual curve", "polar dual" or "reciprocal curve" as synonymous.

2. TWINS' CENTERS AND THE APOLONIUS' PROBLEM

Twins in arbelos are the two circles that tangent the arbelos' nested circles and their common (internal) tangent line; thus, each twin is a solution of an Apollonius

problem; hence, as in [G], their centers can be obtained by intersecting some special conics.

Let a circle and a tangent line to it be given, as in figure 3.

Lemma 1. *The locus of the centers of the circles that tangent both the circle and the line is a parabola focused at circle's center and whose vertex is at the tangency point of the circle and the line.*

Let (O) and (O_1) be two internally tangent circles, as in figure 3.

Lemma 2. *The locus of the centers of the circles that tangent two nested (internally) tangent circles is an ellipse focused at the centers of the two nested circles and passing through their common tangency point.*

Both lemma 1 and 2 have elementary proofs that we omit. When we specialize to arbelos, we get a sharper result. Refer to figure 3.

Proposition 1. *The center of each twin is the intersection between an ellipse and a parabola.*

Each ellipse has one vertex at the common tangency point of each internal arbelos circle with the external one, (points A_1 and A_2 respectively), has one focus in O and the other focus in O_1 and O_2 , respectively. The vertex of the parabolas is the common tangency point of the internal arbelos' circles (O_1) , (O_2) (point M) and their focus is in O_1 and O_2 , respectively.

At this point, any drawing software is able to perform the intersection of these two conics. Nevertheless, we are "not done", since the task is to perform a geometric construction: a construction with a straight-line and a compass only. In a geometric construction, one cannot intercept "continuous curves", other then circles and lines.

In fact, while two arbitrary conics cannot be (geometrically) intersected, the conics that aroused here, have a special feature: a common focus. And here is where polar reciprocity comes into scene. The reader not acquainted with this topic, may see Appendix.

Lemma 3. *The intersection of two conics that have a common focus are the poles of the common tangents of their duals, w.r. to an inversion circle centered at their (common) focus.*

For more details on poles, polars and polar reciprocity, see [A], [S], [GSO].

Now we may specify who these duals are. Refer to figure 4 and choose as the inversion circle (O_1) .

Lemma 4. *The polar duals (w.r. to (O_1)) of the ellipses \mathcal{E}_1 and the parabola \mathcal{P}_1 in figure 4, are two circles that:*

- (i) *are tangent to (O_1) at A_1 and M respectively;*
- (ii) *the diameter of the parabola's dual is $[O_1M] = R_1$ and the diameter of the ellipse's dual is $[A_1O'_2] = \frac{2R_1^2 + R_1R_2}{R_1 + R_2}$ where O'_2 is the reflection of O_2 in (O_1) ;*
- (iii) *the similitude centers of these two circles is O_2 .*

Proof. The proof uses known facts on the polar of a conic, that we collect in Appendix. Both the parabola and the ellipse in figure 4 have one common focus in O_1 ; therefore, their duals w.r. to (O_1) are circles. The dual of a parabola w.r. to an inversion circle centered at its focus is a circle, whose diameter is $[O_1M]$, where M is the reflection of the parabola's vertice and O_1 is the center of inversion. Since the vertice M is located on the inversion circle, its is invariant by reflection; thus, the dual of the parabola is a circle with diameter $[O_1M] = R_1$.

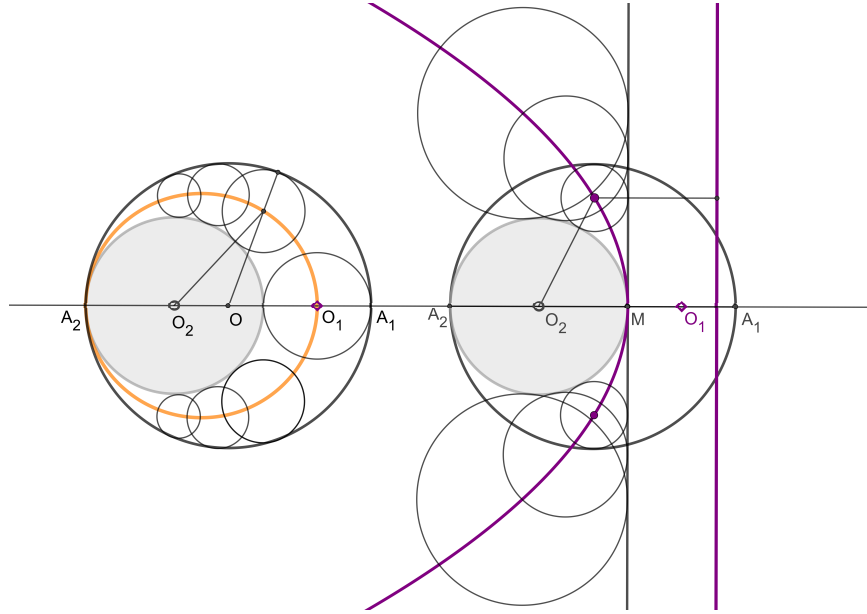


FIGURE 3. I) (**left**) The locus of the centers of the circles that tangents two internally tangent circles is an ellipse (orange) which has the foci at the centers of the two circles and one vertex at their common tangency point. II) (**right**) The locus of the centers of the circles that tangents externally one circle (solid grey) and a line (which tangent the circle) is a parabola (purple), which has the focus into the center of the circle and one vertex at the common tangency point of the circle and the line.

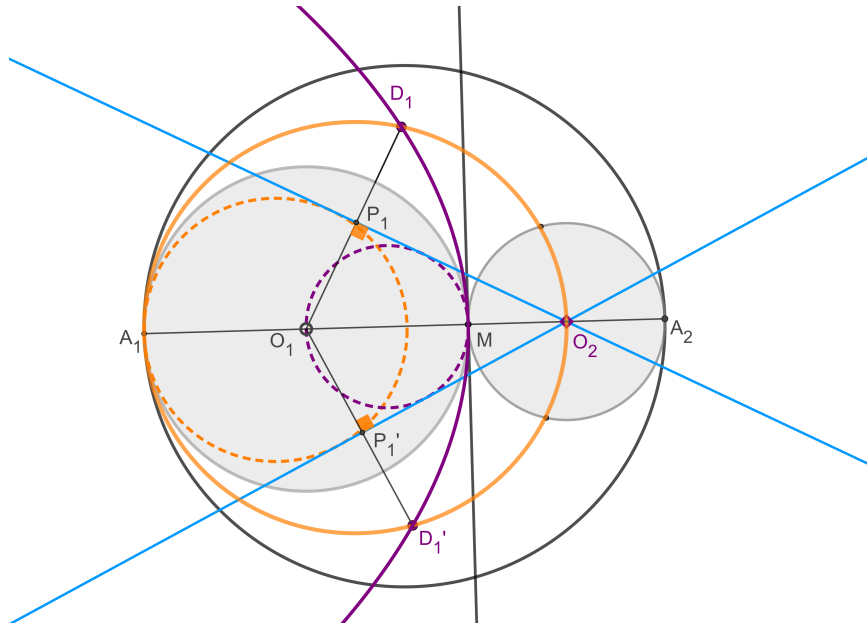


FIGURE 4. I) The polar dual w.r. to (O_1) of the ellipse focused in O_1 and O and passing through A_1 is a circle (dotted orange) tangent at A_1 to (O) . Its diameter is $[A_1O'_2]$ where O'_2 is the reflection of O_2 in (O) . II) The polar dual w.r. to (O_2) of the parabola focused in O_1 and vertex M is the circle of diameter $[O_2M]$. III) The similitude center of these two circles is O_2 , the center of the second arbelos' circle. IV) The two (real) intersection points of the parabola and the ellipse are the poles (w.r. to (O_2)) of their common tangents : shown is point D_1 , the center of one of the arbelos' twins

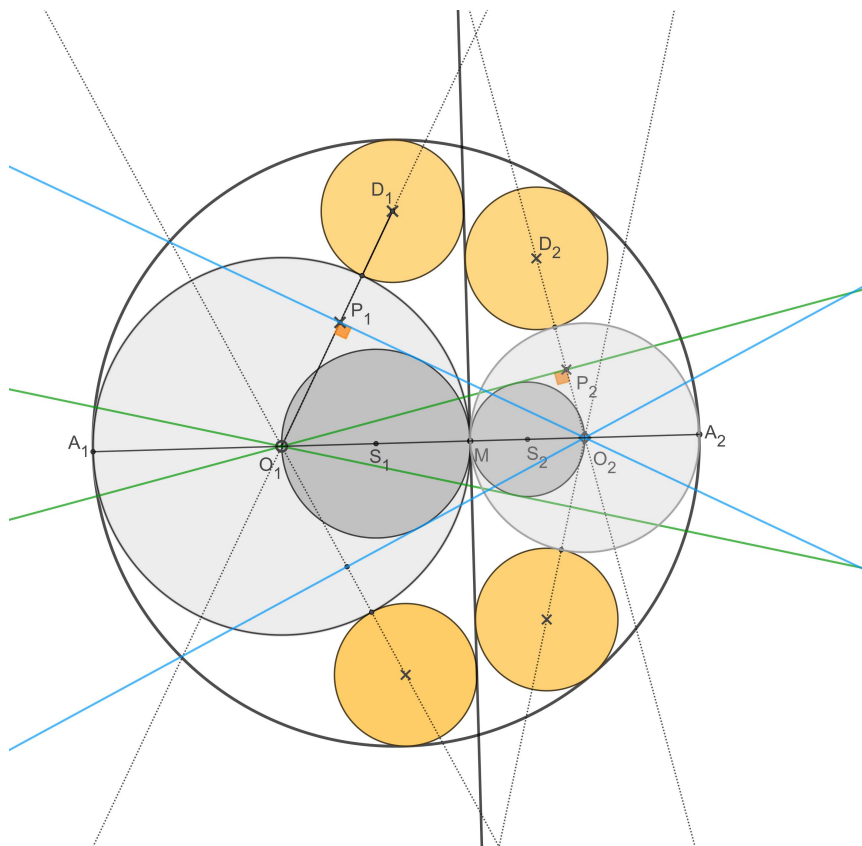


FIGURE 5. Twins in arbelos: a solution via siblings, tangents, and poles.

The ellipse focused in O_1 and O , and passing through A_1 has its second vertex at O_2 . Therefore, its polar dual w.r. to (O_1) is a circle whose diameter is $[A_1O'_2]$, where O'_2 is the reflection of O_2 in (O_1) ; the vertex A_1 is invariant, since it is a point of the inversion circle. Thus, the diameter of the dual is

$$(1) \quad A_1O'_2 = A_1O_1 + O_1O'_2 = R_1 + \frac{R_1^2}{R_1 + R_2} = \frac{2R_1^2 + R_1R_2}{R_1 + R_2}.$$

Let o_1 and S_1 be the centers of these dual circles; their radius are, respectively

$$(2) \quad r_1 = \frac{A_1M}{2} = \frac{2R_1^2 + R_1R_2}{2(R_1 + R_2)} \quad \text{and} \quad r_m = \frac{R_1}{2}.$$

In order to prove that the similitude center is O_2 , we prove that

$$(3) \quad \frac{o_1O_2}{S_1O_2} = \frac{r_1}{r_m}.$$

In fact,

$$S_1O_2 = \frac{R_1}{2} + R_2 = \frac{R_1 + 2R_2}{2}$$

and

$$o_1O_2 = A_1O_2 - A_1o_1 = 2R_1 - \frac{R_1(2R_1 + R_2)}{2(R_1 + R_2)} = \frac{(2R_1 + R_2)(R_1 + 2R_2)}{2(R_1 + R_2)};$$

hence

$$\frac{o_1O_2}{S_1O_2} = \frac{(2R_1 + R_2)}{(R_1 + R_2)};$$

$$\frac{r_1}{r_m} = \frac{R_1(2R_1 + R_2)}{2(R_1 + R_2)} \cdot \frac{2}{R_1} = \frac{(2R_1 + R_2)}{(R_1 + R_2)},$$

hence equation 3 is verified. □

We may attach to any arbelos a pair of tangent circles, "the siblings:" these are two circles, mutually tangent at the common tangency points of the arbelos circles, and of half radius each.

The results proved above justifies the following new and sharp construction of the centers of the twins; refer to figure 5.

Theorem 1. *The centers of the twins are the poles of the tangents drawn from the center of a arbelos' circle, to the opposite sibling.*

3. TWINS' RADII

At this point, we draw the twins' centers using polar reciprocity. This does not guarantees that the circles are arquimedean. Fortunately, the method is proper for computation purposes, as well. Refer to figure 5.

Lemma 5. *Let (O_1) and (O_2) the (internal) arbelos circles and let (S_1) and (S_2) , be their siblings: two circles whose diameters are $[O_1M]$ and $[O_2M]$. Let O_1T_2 the tangent from O_1 to circle (S_2) ; let D_2 be its pole w.r. to (O_2) ; construct similarly D_1 . Then*

$$O_2D_2 - R_2 = O_1D_1 - R_1.$$

Proof. Let r_1, r_2 be half of the radius R_1, R_2 . By construction,

$$\triangle O_1O_2P_2 \sim \triangle O_1S_2T_2,$$

hence

$$\frac{r_2}{O_2P_2} = \frac{2r_1 + r_2}{2r_1 + 2r_2}, \quad \text{or} \quad O_2P_2 = \frac{2r_2(r_1 + r_2)}{2r_1 + r_2}.$$

Since D_2 , the pole of the line O_1T_2 is the reflection of P_2 , the projection of O_2 to the line O_1T_2 , with respect to (O_2) .

$$O_2P_2 \cdot O_2D_2 = 4r_2^2,$$

hence

$$O_2D_2 = \frac{4r_2^2}{O_2P_2} = \frac{4r_2^2(2r_1 + r_2)}{2r_2(r_1 + r_2)} = \frac{2r_2(2r_1 + r_2)}{r_1 + r_2}.$$

This gives

$$O_2D_2 - R_2 = O_2D_2 - 2r_2 = \frac{2r_2(2r_1 + r_2)}{r_1 + r_2} - 2r_2 = 2r_2 \left[\frac{(2r_1 + r_2)}{r_1 + r_2} - 1 \right],$$

hence

$$(4) \quad r = O_2D_2 - R_2 = \frac{2r_1 \cdot r_2}{r_1 + r_2}.$$

Formula 4 is symmetric with respect to r_1 and r_2 ; an identical computation, obtained by switching the indices 1 and 2, ends the proof. □

Lemma 3 and Lemma 5, prove the result on the twins; refer to figure 5.

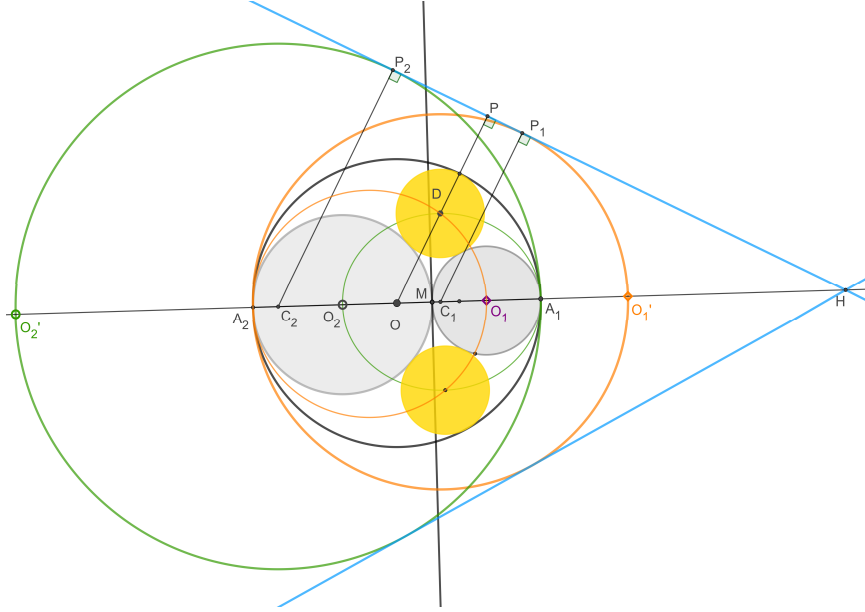


FIGURE 6. The center of the arbelos' i-circle as intersection of two ellipses: one focused in O and O_1 and passing through O_2 , (green) and the other focused in O and O_2 and passing through O_1 . Their intersection is the pole w.r. to (O) of the common tangent (blue) to their reciprocal circles (orange and green circles).

Theorem 2. *The circles centered in D_1, D_2 and of radius r are arquimedean twins in arbelos: they are tangent to both (O_1) (O_2) and (O) , and also are tangents to the line l and their (common) radius r is*

$$\frac{1}{r} = \left[\frac{1}{R_1} + \frac{1}{R_2} \right],$$

where R_1, R_2 denotes the radii of the arbelos' circles.

Proof. The fact that the points D_1 and D_2 are the centers of the twins is guaranteed by Lemma 3. Thus, the circle centered in D_2 and whose radius is $D_2O_2 - R_2$ tangents the line l , as well, hence these are the twins. The relation 4 ends the proof. \square

Arbelos i-circle. For the sake of completeness, and because is effortless, we show how may draw the arbelos' i-circle \mathcal{I} , the circle that tangents the three arbelos' circles.

Theorem 3. *Refer to figure 6.*

- (i) *The center of \mathcal{I} is obtainable as the intersection of two ellipses: one focused in O , and O_1 , and axis $[O_2A_1]$ and the other focused in O and O_2 and axis $[O_1A_2]$.*
- (ii) *The intersection points of these ellipses are the poles of the common tangents to their reciprocal circles, w.r. to (O) .*
- (iii) *The radius of the arbelos i-circle is*

$$R = \frac{R_1R_2(R_1 + R_2)}{R_1^2 + R_1R_2 + R_2^2}$$

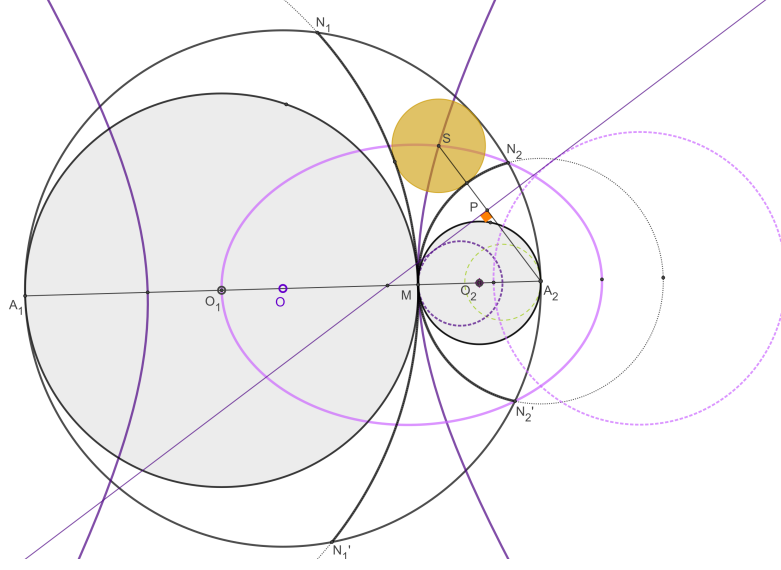


FIGURE 7. The cousin i-circle (golden) tangents internally (O) and externally (A_1) and (A_2). Its center obtains as intersection of an ellipse (violet) and a hyperbola, focused in A_2, O and A_1, A_2 , respectively. S is the pole of the common tangent at their reciprocal circles, w.r. to (A_2); its radius is the same as those of the classic twins: $\frac{1}{s} = \left[\frac{1}{R_1} + \frac{1}{R_2} \right]$.

Proof. The two ellipses have a common focus in O and tangent the inversion circle (O) at their vertices A_1 and A_2 , respectively. Hence their duals are two circles of diameters $[A_1O'_2]$ and $[A_2O'_1]$ respectively, where O'_1 is the reflection of O_1 in (O) and O'_2 is the reflection of O_2 in (O).

Let H be the similitude center of the reciprocal circles.

Then

$$\triangle HC_1P_1 \sim \triangle HOP \sim \triangle HC_2P_2.$$

Hence

$$OP = \frac{(R_1 + R_2)(R_1^2 + R_1R_2 + R_2^2)}{R_1^2 + R_2^2}.$$

Since D is the pole of HP ,

$$OD \cdot OP = (R_1 + R_2)^2.$$

The radius of the i-circle is

$$R = (R_1 + R_2) - OD = (R_1 + R_2) - \frac{(R_1 + R_2)^2}{OP}$$

which gives

$$R = \frac{R_1R_2(R_1 + R_2)}{R_1^2 + R_1R_2 + R_2^2}.$$

□

4. ARQUIMEDEAN CIRCLES IN DOUBLING ARBELOS

We now associate to a classic arbelos, two other circles, passing through the common tangency points M and centered at each of the end-point of arbelo's diameter; we call it a doubling arbelos; see figure 7 and 9.

By i-circle in a doubling arbelos, we mean the circle that tangents externally the two new-added circles and internally the arbelos diametral circle. Such circle was first spotted by Scotch, in [S], who proved that it is arquimedean; above, we indicate

another proof for this fact, and also a construction for the center of this circle, both based on polar reciprocity.

Theorem 4. *The i-circle in a doubling arbelos is arquimedean: $\frac{1}{s} = \left[\frac{1}{R_1} + \frac{1}{R_2}\right]$.*

Proof. Refer to figure 7. We foresee the i-circle associated to a doubling arbelos' as a solution of an Apolonius' problem; therefore, its center S , can be obtained as an intersection between an ellipses focused in O and A_2 , passing through O_1 and a hyperbola focused in A_1 and A_2 , and passing through M . Since these two conics have a common focus in A_2 , a polar dual w.r. to (A_2) maps them into a pair of circles, whose diameters are the the reflection of their (ellipses and hyperbola's) vertices. S , the center of the i-circle in a doubling arbelos is the pole of the common tangent to their reciprocal circles. Straightforward computations, similar to those in the proof of theorem 2 provide an give proof to the Scotch's result.

These method embeds the geometric construction of S , as a pole of the common tangents to these reciprocal circles. □

Now we consider two new circles associated to a doubling arbelos: the twin-cousins are the circles that tangents externally the two arbelo's circles of diameters $[A_1A_2]$ and $[A_1M]$, as well as internally the arbelos external circle and one of the (new) circles centered at A_1 and of radii A_1M or A_2 and of radii A_2M ; see figure 9 (bottom side).

The twin-cousins (solid blue circles) are not congruent; nevertheless they verify an arquimedean-type metric relation.

Theorem 5. *Let s_1, s_2 be the radius of the twin-cousins; then*

$$\frac{1}{s_1} + \frac{1}{s_2} = 3\left[\frac{1}{R_1} + \frac{1}{R_2}\right]$$

Proof. Refer to figure 8. The center of twin cousin S_1 , obtains as intersection of two ellipses: \mathcal{E}_1 the ellipses focused in O and O_1 , and passing through A_1 , and another ellipses, \mathcal{E}' , focused in O_1 and A_1 , and passing through M . Perform a dual transform w.r. to (O_1) ; since O_1 is the common focus of the ellipses \mathcal{E}_1 and \mathcal{E}' , their duals are two circles. The dual of \mathcal{E}_1 is the circle \mathcal{C}'_2 of diameter $[A_1O'_2]$, where O'_2 is the reflection of O_2 in (O_1) ; denote by o'_2 and R'_2 be its center and radius. Similarly, the dual of \mathcal{E}' is the circle \mathcal{C}'_1 of diameter $[B'_1M]$, where B'_1 is the reflection of the ellipse's vertice B_1 in (O_1) ; denote by let o'_1 and R'_1 be its center and radius. The common tangent, p of these dual circles intercept the line of centers in Ω_1 , their similitude center. Let P_1, P'_1, P'_2 denote respectively the projections of O_1, o'_1, o'_2 on the tangent p .

Since \mathcal{E}' the ellipses focused in O_1 and A_1 , and passing through M , and since $O_1B_1 = 2 \cdot R_1$,

$$O_1B_1 \cdot O_1B'_1 = R_1^2, \quad O_1B'_1 = \frac{R_1}{2};$$

therefore,

$$(5) \quad R'_1 = \frac{3R_1}{4}, \quad O_1O'_1 = \frac{R_1}{4}.$$

Now we find the segment $O_1O'_2$. The diameter $A_1A'_1$ of the dual circle of the ellipses \mathcal{E}' is

$$A_1A'_1 = O_1A_1 + O_1A'_1 = R_1 + \frac{R_1^2}{R_1 + R_2} = \frac{2R_1^2 + R_1R_2}{R_1 + R_2};$$

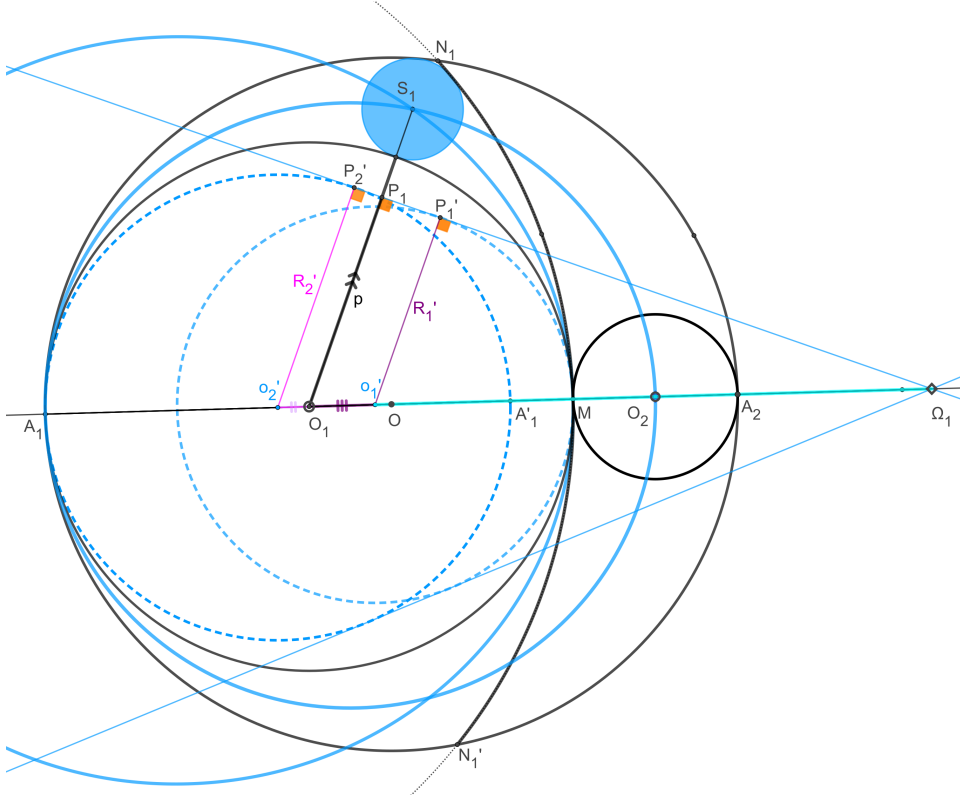


FIGURE 8. S_1 , the center of a twin-cousin, obtained as intersection of two ellipses, as well as a pole of the common tangent at their dual circles (dotted, centered at o'_1 and o'_2 , respectively).

hence

$$(6) \quad R'_1 = O_1A'_1 = \frac{R_1^2}{R_1 + R_2}$$

Finally,

$$O_1O'_2 = \frac{A_1A'_1}{2} - O_1A'_1 = \frac{2R_1^2 + R_1R_2}{2(R_1 + R_2)} - \frac{R_1^2}{(R_1 + R_2)} = \frac{R_2^2}{2(R_1 + R_2)}.$$

Thus,

$$O_1O'_2 = O_1A_1 - O'_2A_1 = R_1 - \frac{A_1A'_1}{2} = R_1 - \frac{2R_1^2 + R_1R_2}{2(R_1 + R_2)}.$$

In other words,

$$O_1O'_1 = O_1M - O'_1M = R_1 - R'_1 = \frac{R_1R_2}{2(R_1 + R_2)},$$

and

$$(7) \quad O'_1O'_2 = O_1O'_2 + O_1O'_1 = \frac{R_1R_2}{2(R_1 + R_2)} + \frac{R_1}{4} = \frac{R_1^2 + 3R_1R_2}{4(R_1 + R_2)}$$

Now let $x = \Omega_1O'_1$ and $p = O_1P_1$; by hypothesis,

$$\triangle \Omega_1O'_1P'_1 \sim \triangle \Omega_1O_1P_1 \sim \triangle \Omega_1O'_2P'_2.$$

Using the relations above, we obtain

$$x = \frac{3R_1(R_1 + 3R_2)}{4(R_1 - R_2)}, \quad p = \frac{R_1(R_1 + 2R_2)}{(R_1 + 3R_2)}.$$

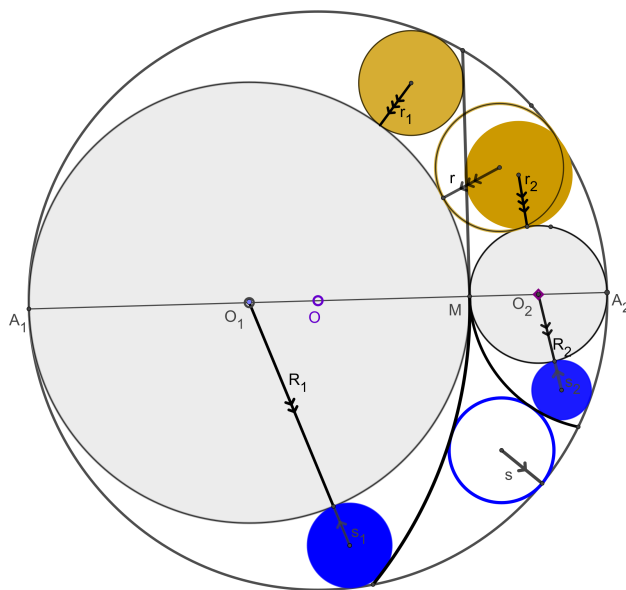


FIGURE 9. Metric coincidences in arbelos: I) The (classic) twins (solid golden) and the cousin i-circle (blue) are congruent and arquimedean: $s = r_1 = r_2$ and $\frac{1}{s} = \frac{1}{R_1} + \frac{1}{R_2}$. II) The two cousin-circles (solid blue) verifies $\frac{3}{s} = [\frac{1}{s_1} + \frac{1}{s_2}]$ hence $\frac{1}{s_1} + \frac{1}{s_2} = 3[\frac{1}{R_1} + \frac{1}{R_2}]$

Hence

$$O'_1O'_2 = \frac{R_1^2 + 3R_1R_2}{4(R_1 + R_2)}, \quad R'_1 = \frac{3R_1}{4}, \quad R'_2 = \frac{2R_1^2 + R_1R_2}{2(R_1 + R_2)}.$$

With these ingredients in place, a straightforward computations led to the radius of the cousin-twin centered at S_1

$$(8) \quad s_1 = \frac{R_1R_2}{R_1 + 2R_2}.$$

If we interchange the indices 1 and 2, we obtain

$$(9) \quad s_2 = \frac{R_1R_2}{R_2 + 2R_1}.$$

Thus

$$\frac{1}{s_1} + \frac{1}{s_2} = 3\left[\frac{1}{R_1} + \frac{1}{R_2}\right].$$

□

APPENDIX. BRIEF RECALL ON POLAR RECIPROCITY

We include here a brief recall on polar reciprocity.

Let us fix $C(\Omega, R)$ a circle centered in Ω and of radius R , which we shall call inversion circle.

Definition 1. If p_0 is a line that does not pass through Ω , its pole is the inverse of the projection of the center Ω , on the line p_0 .

Definition 2. If P_0 is a point ($P_0 \neq \Omega$), the polar of P_0 is the perpendicular line on ΩP_0 , that pass through P_1 , the inverse of P_0 .

Definition 3. The polar dual (or a reciprocal curve) of a regular curve (w.r. to an inversion circle) defines as the curve whose points are the poles of the tangents of the original curve.

When we perform the dual of a circle, w.r. to an inversion circle, we obtain conics.

A 1. (see e.g. [S], art. 306 and 309) The dual of a circle $\gamma = C(O, r)$, w.r. to an inversion circle $C(\Omega, R)$, is a conic, Γ ; if d denotes the distance between the centres of the reciprocated and inversion circles, $d = \Omega O$, then:

- i) Γ is an ellipse, if $r < d$;
- ii) Γ is a parabola, if $r = d$;
- iii) Γ is a hyperbola, if $r > d$.

Moreover, (one of) the the focus of the dual conic Γ is precisely Ω , the center of the inversion circle; its directrix is the polar of O , the center of the reciprocated circle and the eccentricity is $e = \frac{r}{d}$.

This theorem has a very useful counterpart.

A 2. The dual of a conic Γ , w.r. to an inversion circle centered into its focus, is a circle, γ . The symmetric of the vertices of the conic Γ , are a pair of diametrically opposite points of the dual circle, γ . The pole of the directrix of Γ , is the center of the circle γ .

All the geometrical elements of the dual conic, can be drawn with straight-line and compass, since all the steps involves drawing the symmetric of a point and the pole of a line.

A final useful fact regards intersections of (regular) curves.

A 3. The intersection of two curves are the poles of their common tangents.

BIBLIOGRAPHY

- [AZ] A. V. Akopyan and A. A. Zaslavsky, *Geometry of Conics*, Amer. Math. Soc., Providence, RI, 2007 [Ba] Bankoff, L., *Are the twin circles of Archimedes really twins?*, Mathematics Magazine, 47: 214–218. [B] Bergsten, C., *Magic Circles in the arbelos* TMME, vol7, n.2-3, 209-222, ISSN 1551-3440
- [D-L] Danneels, E., van Lamoen, F. : Midcircles and the arbelos. Forum Geometricorum 7 (2007), 53-65.
- [G] Gheorghe, L.G. *Apollonius' problem: in pursuit of a natural solution*, Int.J.Geom., **9** (2) (2020), 39–51.
- [G-S-O] Glaeser, G., Stachel, H., Odehnal, B., *The universe of Conics*, Springer Spektrum, Springer-Verlang Berlin Heidelberg, 2016.
- [L-W] van Lamoen, F. and Weisstein, E. W. : "Pappus Chain." From MathWorld - A Wolfram Web Resource. [<http://mathworld.wolfram.com>]
- [O] Oller-Marcen', A., *The f-belos Forum Geometricorum* Volume 13 (2013) 103–111.
- [O-W] H. Okumara and M. Watanabe, The twin circles of Archimedes in a skewed arbelos, Forum Geom., 4 (2004) 229–251. [O-W] H. Okumura and M. Watanabe, A generalization of Power's Archimedean circle, Forum Geom., 6 (2006), 103–105.
- [P] Poncelet, J.V., *Traité de propriétés projectives des figures*, Gauthier-Villars, Paris, 1866
- [S] Salmon, G., *A treatise on conic sections*, Longman, Green, Reader and Dyer, London, 1869.
- [S] Schoch, T.: "arbelos: The Woo circles". [<http://www.retas.de/thomas/arbelos/woo.html>]

[We] Weisstein, E. W.: "arbelos." From MathWorld - A Wolfram Web Resource.
[<http://mathworld.wolfram.com/arbelos.html>]

[W] Woo, P., *Simple Constructions of the Incircle of an arbelos*, Forum Geometricorum Volume 1 (2001) 133—136.

DEPARTAMENTO DE MATEMÁTICA
UNIVERSIDADE FEDERAL DE PERNAMBUCO
RECIFE, (PE) BRASIL
E-mail address:
liliana@dmate.ufpe.br