

2-simplexes and superconformal central charges

Federico Manzoni^{a,b,1}

^aMathematics and Physics department, Roma Tre, Via della Vasca Navale 84, Rome, Italy

^bINFN Roma Tre Section, Physics department, Via della vasca navale 84 Rome, Italy

Abstract

The superconformal central charge is an important quantity for theories emerging from geometrical engineering of Quantum Field Theory since it is linked, for example, to the scaling dimension of fields. Butti and Zaffaroni construction of the central charge for toric Calabi-Yau threefold geometries is a powerful tool but its implementation could be quite tricky. Here we present an equivalent new construction based on a 2-simplexes decomposition of the toric diagram.

Published in Physics Letters B.

Keywords: Superconformal central charge, AdS/CFT, Toric diagram, simplexes, Geometrical QFT.

1. Introduction

In the context of String Theory, the AdS/CFT correspondence represents a profound connection between the isometries of spacetime and the symmetry of a quantum field theory. In particular, the original formulation states that the local geometry around a stack of N D3 branes in flat 10 dimensional spacetime has the form $\text{AdS}_5 \times S^5$ and the physics at large N is holographically dual to the $\mathcal{N} = 4$ 4d SCFT, defined on the boundary of the AdS spacetime [1],[2],[3]. The geometry of the CY cone transverse to the branes, and in particular of its base referred to as horizon, determines the properties of the dual gauge side. The correspondence can be generalised to non-spherical horizons [4],[5] H^5 , a compact 5-dimensional Sasaki-Einstein space, so that the geometry is singular at the tip of the cone and some directions of the branes may be wrapped in compact cycles around the singularity². The local physics around the singularity results in a dual gauge side either $\mathcal{N} = 2$ or $\mathcal{N} = 1$. The R -symmetry of the SCFT plays a crucial role as its 't Hooft anomalies can be combined to give the central

charge a

$$a = \frac{3}{32} (3\text{Tr}R^3 - \text{Tr}R), \quad (1)$$

which represents a counting of the degrees of freedom of the field theory. The connection between global symmetry and geometry is expressed by the Gubser formula [10]

$$\text{Vol}(H^5) = \frac{\pi^3 N^2}{4 a}, \quad (2)$$

where N is the unit of 5-form flux supported by the compact horizon and a is the central charge of the dual superconformal gauge theory. The R -charges of a general supersymmetric theory can not be uniquely assigned because any global symmetry factor can mix with the $U(1)_R$. However, in [11] it is shown that the R -charges at the superconformal fixed point are unambiguously determined as those maximize central charge.

The importance of the R -charges relies on the fact that the scaling dimension Δ of gauge-invariant operators depends on its R -charge R as $\Delta = 3R/2$. The point is that we need to specify the geometry of the horizon in order to say what the associated SCFT is. A systematic construction of a singular CY cone has been developed in the case of a toric space, which is defined as a \mathbb{T}^3 fibration over a convex polygon. This type of cone has at least isometry $U(1)^3$ and the geometry is

¹federico.manzoni@uniroma3.it

²This context is known as geometrical engineering of Quantum Field theories and many dualities are been discovered using this tool, see ad example [6],[7],[8],[9].

completely specified by the toric polygon or toric diagram. Given a toric diagram, there is a precise algorithm which allows one to construct the associated brane tiling [12],[13],[14],[15],[16],[17] a bipartite graph that contains all the information about the gauge theory, i.e. gauge factors, matter fields and their interaction). This construction is powerful since from toric diagram and combinatorics we can obtain a field theory and we can analyze it with well established brane tiling techniques. A prominent example is the computation of the central charge using a -maximization [11].

As the connection between isometry and symmetry works in both ways, one may expect that the computation of quantities in the gauge theory has a counterpart in the geometric side, and indeed a -maximization is equivalent to volume minimization [18],[19]. Moreover, in [20] Butti and Zaffaroni developed an algorithm that allows us to compute the unique superconformal R -charges and the central charge of the SCFT directly from toric data. In this letter, after having reviewed briefly the algorithm given by Butti and Zaffaroni, we work out, in Section 3.1, a new procedure in terms of 2-simplexes decomposition of the toric diagram. This new procedure is in agreement with the Butti and Zaffaroni one, indeed each can be obtained starting from the other as shown in Section 3.2. In Section 3.3 we link 2-simplexes to the Reeb vector field and we give an interpretation in terms of isoradial embedding. In the end, we are going to give a working example and to discuss possible applications for future research.

2. Central charge of toric gauge theories

In this section, we review the procedure to build up the superconformal R -charges and the central charge a of a superconformal gauge theory due to Butti and Zaffaroni. First of all, let us discuss what information we need in the field theory side to build up the central charge a ; then we are going to proceed with geometric side construction.

Let us consider a gauge theory with gauge group $G = \prod_{i=1}^n SU(N)_i$ and a set F of bifundamental matter superfields X_{ij} that transform under the fundamental representation of $SU(N)_i$ and under the antifundamental representation of $SU(N)_j$. Each field X_{ij} carries a charge R_{ij} under the R -symmetry and the central charge a is a combination of 't Hooft anomalies $\text{Tr } R$ and $\text{Tr } R^3$, see (1). We are interested in SCFT holographically dual to a theory of gravity on AdS spacetime and holography requires that $\text{Tr } R = 0$ at large N ; the contribution of all

fermions yields

$$a = \frac{9}{32} \left[|G| + \sum_{X_{ij} \in F} (R_{ij} - 1)^3 \right], \quad (3)$$

where the first term inside the parenthesis comes from gauginos contribution to the anomaly. A toric theory has at least $U(1)^2 \times U(1)_R$ global symmetry, where these abelian factors mix together. Thus R_{ij} , which are subject to the condition for anomaly cancellation, are a linear combination of charges, made of three variables. There may be other global abelian factors, whose mixed anomaly with R -symmetry vanish, i.e. $\text{Tr } U(1)U(1)_R^2 = 0$; this type of global factors are called baryonic and do not mix with the R -symmetry [11].

In [20] Butti and Zaffaroni showed how a -maximization can be performed by considering a point $\vec{B} = (x, y)$ inside the polygon representing the toric diagram. In other words, the superconformal R -charges of a gauge theory associated to a toric geometry are determined by the point \vec{B} and toric data. The procedure is given in the following.

First, we define the product between two 2-dimensional vectors as

$$\langle u, v \rangle := \det \begin{bmatrix} u^{(1)} & u^{(2)} \\ v^{(1)} & v^{(2)} \end{bmatrix}. \quad (4)$$

For each extremal point in the toric diagram, we associate a vector v_i going from vertex i to vertex $i + 1$, with $i = 1, \dots, d \text{ mod } (d)$ where d is the number of extremal points. The vectors w_i are orthogonal to the v_i and they define the (p, q) -web diagram, so the product $\langle v_i, v_j \rangle$ gives the entries in the adjacency matrix. For example, if $\langle v_i, v_j \rangle = 2$ there are two fields connecting associated nodes in the quiver.

The next step is to define a set C , made by all positive $\langle v_i, v_j \rangle$. These are given by ordered pairs of vectors (v_i, v_j) such that the associated (p, q) -web diagram vector w_i is rotated counterclockwise to w_j by an angle smaller than π .

At this point, to each vertex we associate a trial R -charge a_i and to each element (v_i, v_j) in the set C we associate the trial R -charges combination $a_{i+1} + \dots + a_j$. This has a pictorial interpretation at the toric diagram level: moving a (p, q) -web vector w_i to w_j , vertices from $i + 1$ to j are enclosed and so one picks up their trial charge. For example, if $\langle v_1, v_3 \rangle = 2$ then to the two fields a trial R -charge $a_2 + a_3$ is given. As we know, the trial charges must satisfy the condition

$$\sum_{i=1}^d a_i = 2. \quad (5)$$

The final step is to build up the quantity

$$a = \frac{9}{32} \left[A_P + \sum_{(i,j)} |\langle v_i, v_j \rangle| (a_{i+1} + \dots + a_j - 1)^3 \right], \quad (6)$$

where A_P is the area of the polygon which represents the toric diagram; $(i, j) \in C$ and we must maximize it over the independent charges a_i . Here we can notice that it is strange that the polygon area appears while the R -charges are expressed not in terms of areas somehow.

This procedure gives us a way to count fields from toric data and associate them a trial R -charge; in principle this is a maximization that can involve more than two variables. However, Butti and Zaffaroni give an ansatz for each a_i so that maximization of (6) corresponds to minimization of the volume of the Sasaki-Einstein associated to the given toric geometry, hence reducing the number of variables down to two: the coordinates (x, y) of a point \vec{B} . We have to note that the point \vec{B} is nothing but the projection of the Reeb vector $\vec{b} = 3(1, x, y)$ over the \mathbb{Z}^2 lattice up to a numerical constant. Butti and Zaffaroni proposed that to each vertex of the polygon, we must associate another vector r_i that connects a point (x, y) inside the toric diagram to the vertex i . Then

$$l_i(x, y) := \frac{\langle v_{i-1}, v_i \rangle}{\langle r_{i-1}, v_{i-1} \rangle \langle r_i, v_i \rangle}, \quad (7)$$

and the trial charges are written as functions of (x, y)

$$a_i(x, y) = 2 \frac{l_i(x, y)}{\sum_{k=1}^d l_k(x, y)}. \quad (8)$$

Inserting (8) into (6) we get the central charge a in terms of the two coordinates of the Reeb vector on the toric diagram and the maximization of the central charge yields (\bar{x}, \bar{y}) , such that the theory is superconformal.

Let us now discuss what happens in case the polygon has some non extremal points. We denote such points as q_i and we associate to them some trial R -charge b_i . Recall that v_i are defined such that they connect two successive extremal points, that is there are some non extremal q_i , v_i just pass over them to reach v_{i+1} ; see Figure 1. For a side with q_i , there are more than one vector w of the (p, q) -web, but all of them are parallel. Suppose, as in Figure 1, that a side of the polygon has vertices i and $i + 1$ with a q in the middle; in moving a vector w_{i-1} to w_i we have two choices, namely stopping before or after the point q . These choices correspond to fields with trial charges a_i and $a_i + b_i$, so we can assign to all field a trial

charge with the condition

$$\sum_{i=1}^d a_i + \sum_{j=1}^{\bar{d}} b_j = 2, \quad (9)$$

where \bar{d} is the number of not extremal points. In [20], it is pointed out that a -maximization sets all $b_i = 0$, so Butti and Zaffaroni suggest that not extremal points are not relevant in determining the superconformal point of toric theories³.

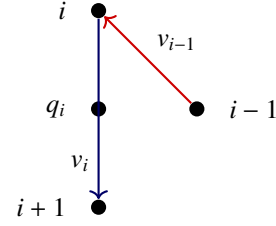


Figure 1: An example of a side of a polygon with a non extremal point.

3. 2-simplexes decomposition and simplex central charge

Let us start to discuss how to decompose the toric diagram into 2-simplexes and how to link the areas of these triangles to the trial R -charge, so to the central charge, thanks to equation (6). The basic idea is very simple: take the arbitrary point $\vec{B} = (x, y)$ which corresponds to the Reeb vector projection on the toric diagram and connect this point with each vertex point of the diagram. In the previous section, we called these vectors r_i and so we employed this notation also here; moreover, from Figure 2, it is obvious that the point $\vec{B} = (x, y)$ must be inside the diagram. This construction for a generic toric diagram provides a set of areas A_j given by the triangles delimited by r_j , r_{j+1} and the toric diagram edge v_j , as reported in Figure 2.

The area A_j can be computed easily remembering that the toric diagram lies on a \mathbb{Z}^2 lattice plane and so vectors v_j and r_j do not have the third component $v_j^{(3)} = r_j^{(3)} = 0$, hence

$$A_j = \frac{1}{2} \left| \det \begin{bmatrix} \hat{i} & \hat{j} & \hat{k} \\ r_j^{(1)} & r_j^{(2)} & 0 \\ v_j^{(1)} & v_j^{(2)} & 0 \end{bmatrix} \right| = \frac{1}{2} \left| \det \begin{bmatrix} r_j^{(1)} & r_j^{(2)} \\ v_j^{(1)} & v_j^{(2)} \end{bmatrix} \right|. \quad (10)$$

³This point has probably a more exhaustive and deeper geometrical meaning and justification which must be investigated in the future.

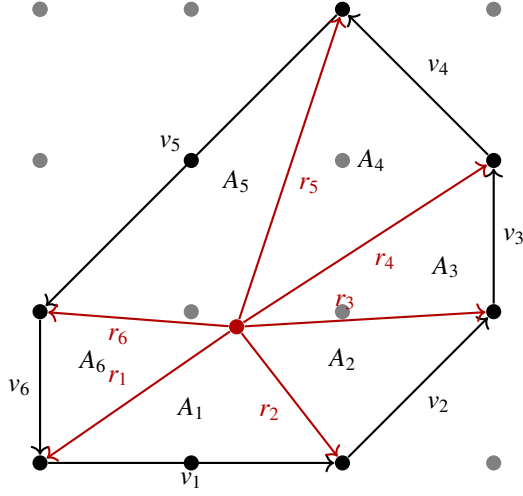


Figure 2: Generic 2-simplexes decomposition of a generic toric diagram.

3.1. Rule for constructing the trial R -charges a_i from areas A_j

Let us give the rule to build up all the trial R -charges a_i in terms of the areas of the 2-simplexes A_j of triangles constructed inside the toric diagram using the internal point $\vec{B} = (x, y)$ as a vertex and v_j as the base according to (10). Let us derive this rule with an example: the zeroth Hirzebruch surface (\mathbb{F}_0) whose toric diagram is in Figure 3.

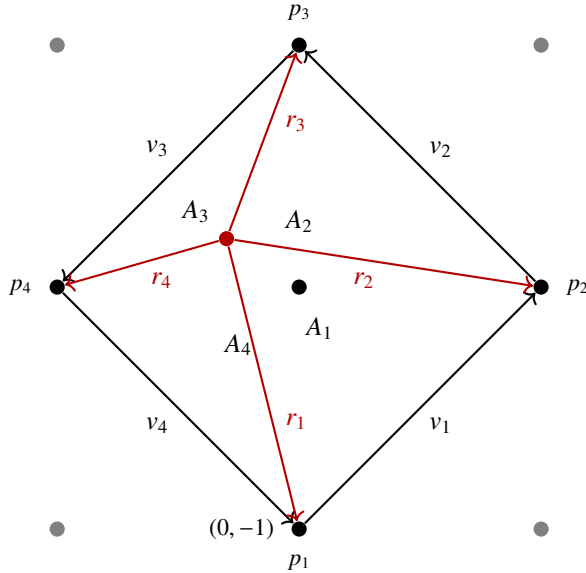


Figure 3: The toric diagram of \mathbb{F}_0 .

From toric diagram above we can compute the vectors v_i and r_i

$$\begin{aligned} v_1 &= (1, 1), & r_1 &= (-x, -1 - y); \\ v_2 &= (-1, 1), & r_2 &= (1 - x, -y); \\ v_3 &= (-1, -1), & r_3 &= (-x, 1 - y); \\ v_4 &= (1, -1), & r_4 &= (-1 - x, -y); \end{aligned} \quad (11)$$

and from these we get the areas of the four triangles

$$\begin{aligned} A_1 &= \frac{1}{2}(1 - x + y); \\ A_2 &= \frac{1}{2}(1 - x - y); \\ A_3 &= \frac{1}{2}(1 + x - y); \\ A_4 &= \frac{1}{2}(1 + x + y); \end{aligned} \quad (12)$$

and the set C

$$\begin{aligned} \langle v_1, v_2 \rangle &= 2; \\ \langle v_4, v_1 \rangle &= 2; \\ \langle v_2, v_3 \rangle &= 2; \\ \langle v_3, v_4 \rangle &= 2. \end{aligned} \quad (13)$$

According to Butti-Zaffaroni procedure R -charges can be computed starting from (8) using (7):

$$\begin{aligned} a_1 &= \frac{1}{2}(-x^2 + (y - 1)^2) = \\ &= \frac{16A_2A_3}{8A_1A_2 + 8A_2A_3 + 8A_3A_4 + 8A_4A_1}; \\ a_2 &= \frac{1}{2}(1 + 2x + x^2 - y^2) = \\ &= \frac{16A_3A_4}{8A_1A_2 + 8A_2A_3 + 8A_3A_4 + 8A_4A_1}; \\ a_3 &= \frac{1}{2}(-x^2 + (y + 1)^2) = \\ &= \frac{16A_4A_1}{8A_1A_2 + 8A_2A_3 + 8A_3A_4 + 8A_4A_1}; \\ a_4 &= \frac{1}{2}(1 - 2x + x^2 - y^2) = \\ &= \frac{16A_1A_2}{8A_1A_2 + 8A_2A_3 + 8A_3A_4 + 8A_4A_1}. \end{aligned} \quad (14)$$

It can be noted that all expressions above are of the form

$$a_i = \frac{\langle v_{i-1}, v_i \rangle}{D} \prod_{q \neq i, i-1} (2A_q), \quad (15)$$

where the product involves all areas A_j which do not have v_i nor v_{i-1} as an edge⁴ and D is a combination of all the areas A_j ; in this case $D = 8A_1A_2 + 8A_2A_3 + 8A_3A_4 + 8A_4A_1$. This explicit expression for D can be recovered in fully generality using ansatz (15) and the constraint $\sum_{k=1}^d a_k = 2$ where d is the number of extremal points of the diagram:

$$\sum_{k=1}^d \frac{1}{D} \langle v_{k-1}, v_k \rangle \prod_{q \neq k, k-1} (2A_q) = 2, \quad (16)$$

which gives

$$D = \frac{1}{2} \sum_{k=1}^d \langle v_{k-1}, v_k \rangle \prod_{q \neq k, k-1} (2A_q), \quad (17)$$

since D does not depend on k because it is a combination of all the areas; this is claimed looking at several examples. From (17) and using relations (13), we get exactly the right denominator $D = 8A_1A_2 + 8A_2A_3 + 8A_3A_4 + 8A_4A_1$. Plugging (17) back in (15) we get the general form of the trial R -charges

$$a_i = 2 \frac{\langle v_{i-1}, v_i \rangle \prod_{q \neq i, i-1} (2A_q)}{\sum_{k=1}^d \langle v_{k-1}, v_k \rangle \prod_{q \neq k, k-1} (2A_q)}; \quad (18)$$

these R -charges do the right job in all cases, as can be seen looking at the formal equivalence between this procedure and the one proposed by Butti and Zaffaroni, in Paragraph 3.2.

At this point, the trial R -charges are related to the areas of the 2-simplexes with which we have decomposed the toric diagram; moreover, the area of the toric diagram is nothing but the sum of all the triangles areas $A_P = \sum_{k=1}^d A_k$ and so the central charge is completely determined by the areas A_j . The central charge (6) reads

$$a = \frac{9}{32} \left[\sum_{k=1}^d A_k + \sum_{(i,j)} \langle v_i, v_j \rangle \times \left(2 \frac{\sum_{s=i+1}^j \langle v_{s-1}, v_s \rangle \prod_{q \neq s, s-1} (2A_q)}{\sum_{k=1}^d \langle v_{k-1}, v_k \rangle \prod_{q \neq k, k-1} (2A_q)} - 1 \right)^3 \right], \quad (19)$$

since these areas are function of the point (x, y) the central charge is a function of only these two variables, in agreement with the Butti and Zaffaroni construction.

We conclude this paragraph with a comment on the structure of the a_i : we can think to $Z = \sum_{k=1}^d \langle v_{k-1}, v_k \rangle \prod_{q \neq k, k-1} (2A_q)$ as the point dependent partition function of the toric diagram while

⁴This is the meaning of $q \neq i, i-1$.

$\langle v_{i-1}, v_i \rangle \prod_{q \neq i, i-1} (2A_q)$ is the single realization; hence, we can think the trial central charge $a_i(x, y)$ as some probability density apart from factor two which can be reabsorbed in a new definition $P_i(x, y) = \frac{a_i(x, y)}{2}$.

3.2. From Butti-Zaffaroni to symplectic charges

Let us show the equivalence between Butti and Zaffaroni trial charges, equation (8), and the symplectic charges (18). Starting from (8), using (7) and some algebra, we get

$$\begin{aligned} a_i &= 2 \frac{\frac{\langle v_{i-1}, v_i \rangle}{\langle r_{i-1}, v_{i-1} \rangle \langle r_i, v_i \rangle}}{\sum_{k=1}^d \frac{\langle v_{k-1}, v_k \rangle}{\langle r_{k-1}, v_{k-1} \rangle \langle r_k, v_k \rangle}} = \\ &= 2 \frac{\frac{\langle v_{i-1}, v_i \rangle}{\langle r_{i-1}, v_{i-1} \rangle \langle r_i, v_i \rangle}}{\frac{\sum_{k=1}^d \langle v_{k-1}, v_k \rangle \prod_{q \neq k, k-1} \langle r_k, v_k \rangle}{\prod_{q=1}^d \langle r_k, v_k \rangle}} = \\ &= 2 \frac{\langle v_{i-1}, v_i \rangle \prod_{q \neq i, i-1} \langle r_q, v_q \rangle}{\sum_{k=1}^d \langle v_{k-1}, v_k \rangle \prod_{q \neq k, k-1} \langle r_q, v_q \rangle}; \end{aligned} \quad (20)$$

now using (10) we arrive to equation (18)

$$a_i = 2 \frac{\langle v_{i-1}, v_i \rangle \prod_{q \neq i, i-1} (2A_q)}{\sum_{k=1}^d \langle v_{k-1}, v_k \rangle \prod_{q \neq k, k-1} (2A_q)}; \quad (21)$$

this writing simplified a lot the determination of trial R -charges. The equivalence between Butti and Zaffaroni procedure and the symplectic decomposition procedure makes it manifest that all anomalies cancellation discussed in the appendices of [20] are valid in this approach too.

3.3. Reeb vector, areas, R -charges and isoradial embedding

In this section we want to point out the link between the areas and the work integral of the projected Reeb vector \vec{B} ; in fact from the point $\vec{B} = (x, y)$ we can write down an expression for the toric diagram area and for triangles' areas.

The area A_P of the toric diagram P can be written in term of the area 2-form $\omega = dx \wedge dy$:

$$A_P = \int_{\Omega} \alpha, \quad (22)$$

where $\Omega = \{(x, y) \in P\}$. From ω we can find a one-form α such that $d\omega = \alpha$: the result is $\alpha = \frac{xdy - ydx}{2}$; indeed $\omega = d\alpha = \frac{dx \wedge dy}{2} - \frac{dy \wedge dx}{2} = dx \wedge dy$. At this 1-form is associated a vector field with component $\frac{1}{2}(-y, x)$ and

we note that this is the point \vec{B} after the transformation belonging to $SL(2, \mathbb{Z})$ given by the matrix⁵

$$M = \begin{bmatrix} 0 & -1 \\ 1 & 0 \end{bmatrix}. \quad (23)$$

A crucial point to note is that this $M \in SL(2, \mathbb{Z})$ transformation does not modify neither the area of the polygon nor the areas of the 2-simplexes since it is a $\frac{\pi}{2}$ -rotation, but in this toric phase the projected Reeb vector is exactly the vector field associated to the 1-form α up to a numerical constant. Hence polygon's area is given by

$$A_P = \int_{\Omega} \omega = \int_{\Omega} d\alpha \underset{\text{Stokes' THM}}{=} \int_{\partial\Omega} \alpha, \quad (24)$$

where $\partial\Omega$ is the boundary of the polygon and so its edges. Splitting the integral over $\partial\Omega$ in a sum of integral over each edge S_i , we get

$$\begin{aligned} A_P &= \sum_i \int_{S_i} \frac{1}{2} (xdy - ydx) = \\ &= \frac{1}{2} \sum_i \int_{S_i} (-y, x) \cdot (dx, dy) = \\ &= \frac{1}{2} \sum_i \int_{S_i} \vec{B} \cdot \vec{dl} := \frac{1}{2} \int_{\Gamma} \vec{B} \cdot \vec{dl}, \end{aligned} \quad (25)$$

where Γ is the curve that enclose the toric diagram. At the same manner, we can write the area of a single triangle, A_j , using the projected Reeb vector:

$$A_j = \frac{1}{2} \sum_i \int_{s_i} \vec{B} \cdot \vec{dl} := \frac{1}{2} \int_{\gamma_q} \vec{B} \cdot \vec{dl}, \quad (26)$$

where now s_i are the edges of the triangle and γ_q is the curve that enclose the area A_j . These relations are intuitive since if we move the point \vec{B} we modify the areas A_j as well.

Moreover, we know that every $a_i(x, y)$ can be expressed in terms of the triangles' areas and so they are intimately related to the projected Reeb vector' work integral:

$$a_i = 2 \frac{\langle v_{i-1}, v_i \rangle \prod_{q \neq i, i-1} \int_{\gamma_q} \vec{B} \cdot \vec{dl}}{\sum_{k=1}^d [\langle v_{k-1}, v_k \rangle \prod_{q \neq k, k-1} \int_{\gamma_q} \vec{B} \cdot \vec{dl}]}. \quad (27)$$

We can give an interpretation of these at the level of brane tiling [12],[13],[14],[15],[16] thanks to isoradial embedding [17] where every R -charge is thought as an

⁵Toric diagrams are defined up to an $SL(2, \mathbb{Z})$ transformation and so physics is $SL(2, \mathbb{Z})$ invariant.

angle. Let us call R_j the R -charge of a field j around a vertex of the brane tiling; since every R -charge of a field is a combination of some trial R -charge (27), R_j reads

$$R_j = \sum_{l_j} a_{l_j} = \frac{\sum_{l_j} \langle v_{l_j-1}, v_{l_j} \rangle \prod_{q \neq l_j, l_j-1} \int_{\gamma_q} \vec{B} \cdot \vec{dl}}{D}, \quad (28)$$

where we make use of (17) and (26); isoradial embedding angle is recovered multiplying by π both members. We can imagine that every term in the RHS sum contributes with an angle and that their sum gives the isoradial embedding angle $\theta_j = \pi R_j$, hence:

$$\sum_{l_j} \frac{\theta_j}{n_{l_j}} = \frac{\pi \sum_{l_j} \langle v_{l_j-1}, v_{l_j} \rangle \prod_{q \neq l_j, l_j-1} \int_{\gamma_q} \vec{B} \cdot \vec{dl}}{D}; \quad (29)$$

with the consistency condition $\sum_{l_j} \frac{1}{n_{l_j}} = 1$. By eliminating sums, rearranging terms and use Fubini theorem⁶ we get

$$n_{l_j} = \frac{D\theta_j}{\langle v_{l_j-1}, v_{l_j} \rangle \pi \int_V \prod_{q \neq l_j, l_j-1} [\vec{B}(t_q) \cdot \gamma(t_q) dt_q]}, \quad (30)$$

where V is the q -dimensional integration domain. The isoradial embedding angle θ_j is partitioned into smaller angles; how much the single a_{l_j} counts in the partitioning is expressed by (30): the larger are the areas enter in a_{l_j} , the smaller is n_{l_j} and the greater is the contribution to the isoradial embedding angle θ_j , as we expected.

4. Examples

Let us report two examples as working gym to build up symplectic central charge.

4.1. Example 1: $\frac{\mathbb{C}^3}{\mathbb{Z}_3}$

We start with a simple abelian orbifold of \mathbb{C}^3 , its toric diagram is reported in Figure 4.

Quantities of interest are

$$\begin{aligned} v_1 &= (2, 1), & r_1 &= (2 - x, 1 - y); \\ v_2 &= (-1, 1), & r_2 &= (1 - x, 2 - y); \\ v_3 &= (-1, -2), & r_3 &= (-x, -y); \end{aligned} \quad (31)$$

⁶Using an explicit parametrization of the q -th curve in term of a parameter t_q , we get a product of ordinary integrals that can be rewritten as a q -dimensional integral on the domain, given by the product of the single domains of parameters t_q , and with integrand given by the product of the single integrand.

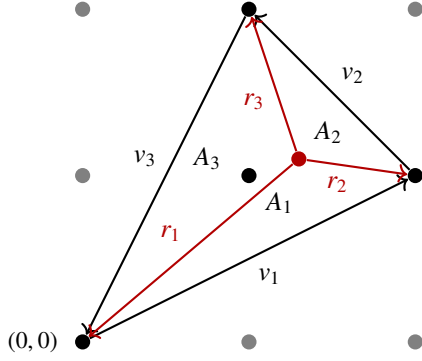


Figure 4: Toric diagram of $\frac{\mathbb{C}^3}{\mathbb{Z}_3}$.

and areas are

$$\begin{aligned} A_1 &= \frac{1}{2}(2y - x); \\ A_2 &= \frac{1}{2}(3 - x - y); \\ A_3 &= \frac{1}{2}(2x - y). \end{aligned} \quad (32)$$

The set C contains

$$\begin{aligned} \langle v_1, v_2 \rangle &= 3; \\ \langle v_2, v_3 \rangle &= 3; \\ \langle v_3, v_1 \rangle &= 3; \end{aligned}$$

and using equations 18 and 19 (or equivalently 6) we obtain the trial R -charges

$$\begin{aligned} a_1 &= \frac{2A_2}{A_1 + A_2 + A_3} = \frac{2}{3}(3 - x - y); \\ a_2 &= \frac{2A_3}{A_1 + A_2 + A_3} = \frac{2}{3}(2x - y); \\ a_3 &= \frac{2A_1}{A_1 + A_2 + A_3} = \frac{2}{3}(2y - x). \end{aligned} \quad (33)$$

and the central charge a ,

$$\begin{aligned} a &= \frac{9}{32} \left[\frac{3}{2} + 3 \left(\frac{2}{3} (2x - y) - 1 \right)^3 + \right. \\ & \left. 3 \left(\frac{2}{3} (2y - x) - 1 \right)^3 + 3 \left(\frac{2}{3} (3 - x - y) - 1 \right)^3 \right] = \\ &= \frac{3}{64} [32y^3 - 9 - 48y(x - 5)x - 96x^2 + \\ & \quad 32x^3 - 48y^2(2 + x)]. \end{aligned} \quad (34)$$

Note that this construction fixes the convention for the area of the elementary triangle A_T , those that

represent the toric diagram for \mathbb{C}^3 , while in the Butti and Zaffaroni construction this is not fixed⁷. The area is fixed to $A_T = \frac{1}{2}$. This function has a maximum at $(\bar{x}, \bar{y}) = (1, 1)$ and all the R -charges are $a_i = \frac{2}{3}$. This is exactly the result we would get if we implemented the the central charge using Butti and Zaffaroni procedure.

4.2. Example 2: SPP

Consider now the Suspended Pinch Point (SPP) singularity, the toric diagram is drawn in figure 5.

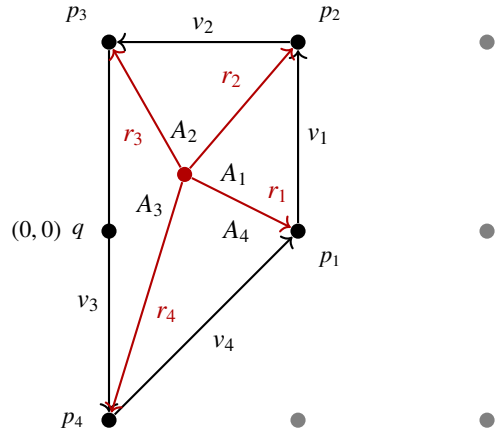


Figure 5: Toric diagram of SPP.

The interesting quantities are

$$\begin{aligned} v_1 &= (0, 1), & r_1 &= (1 - x, -y); \\ v_2 &= (-1, 0), & r_2 &= (1 - x, 1 - y); \\ v_3 &= (0, -2), & r_3 &= (-x, 1 - y); \\ v_4 &= (1, 1), & r_4 &= (-x, -1 - y); \end{aligned} \quad (35)$$

and the areas are

$$\begin{aligned} A_1 &= \frac{1}{2}(1 - x); \\ A_2 &= \frac{1}{2}(1 - y); \\ A_3 &= x; \\ A_4 &= \frac{1}{2}(1 - x + y); \end{aligned} \quad (36)$$

⁷This means that we can choose the normalization $A_T = \frac{1}{2}$ or $A_T = 1$. This has an impact on the value of the toric diagram area that appears in Butti and Zaffaroni central charge but this it does not alter the maximization procedure since it is only a constant

The set C is given by

$$\begin{aligned}
\langle v_1, v_2 \rangle &= 1 ; \\
\langle v_2, v_3 \rangle &= 2 ; \\
\langle v_4, v_2 \rangle &= 1 ; \\
\langle v_3, v_4 \rangle &= 2 ; \\
\langle v_4, v_1 \rangle &= 1 .
\end{aligned} \tag{37}$$

Trial R -charges are

$$\begin{aligned}
a_1 &= \frac{2A_2A_3}{A_2A_3 + A_3A_4 + 2A_4A_1 + 2A_1A_2} = \\
&= \frac{2}{2-x}x(1-y) ; \\
a_2 &= \frac{2A_3A_4}{A_2A_3 + A_3A_4 + 2A_4A_1 + 2A_1A_2} = \\
&= \frac{2}{2-x}x(1-x+y) ; \\
a_3 &= \frac{4A_4A_1}{A_2A_3 + A_3A_4 + 2A_4A_1 + 2A_1A_2} = \\
&= \frac{2}{2-x}(1-x)(1-x+y) ; \\
a_4 &= \frac{4A_1A_2}{A_2A_3 + A_3A_4 + 2A_4A_1 + 2A_1A_2} = \\
&= \frac{2}{2-x}(1-x)(1-y) ;
\end{aligned} \tag{38}$$

the central charge a , from equation 19 has a maximum at

$$\begin{aligned}
\bar{x} &= 1 - \frac{1}{\sqrt{3}} ; \\
\bar{y} &= \frac{1}{2} \left(1 - \frac{1}{\sqrt{3}} \right) ;
\end{aligned} \tag{39}$$

where

$$\begin{aligned}
a_1 &= a_2 = 1 - \frac{1}{\sqrt{3}} ; \\
a_3 &= a_4 = \frac{1}{\sqrt{3}}
\end{aligned} \tag{40}$$

5. Conclusions

The central charge for theories arising from toric CY threefold can be computed from a completely combinatoric procedure since toric geometry is essentially combinatorics. Procedure presented here is based on a 2-simplexes decomposition of the toric diagram and the

central charge is written only in term of areas of these simplexes using (19). Areas of these triangles are easily computed thanks to relation (10) and then trial R -charges are constructed according to (18). On the one hand simplexes procedure makes the link between the triangles areas and the central charge more evident. On the other hand the time cost is reduced compared to the Butti and Zaffaroni procedure: for the generic example of Figure 2, computation time for a single trial R -charge is reduced from 0.008376s to 0.001536s, about 18% of the time needed to run out the Butti and Zaffaroni procedure.

An interesting point to be pointed out is that these areas can also be calculated using contour integral of the Reeb vector field and that they can be linked to the isoradial embedding angle, providing an interpretation at brane tiling level; it can be better understood and extended to the five brane system in a future work.

Two last comments are in order. We see in Section 3.1 that we can interpret $Z = \sum_{k=1}^d \langle v_{k-1}, v_k \rangle \prod_{q \neq k, k-1} (2A_q)$ as the point dependent partition function of the toric diagram. Thermodynamics variables associated to this partition function can contain information about the geometry of the toric CY variety and so of the field theory. The computation of the thermodynamic variables associated with this partition function could be the subject of a future work.

The final point is about a possible generalization to other models. The construction in term of 2-simplexes decomposition holds for (3+1)-dimensional theories but it looks easy to adapt to cases of different dimensions contrary to the procedure of Butti and Zaffaroni. The crucial difference lies in the dimension of the Sasaki-Einstein base, and so in the dimension of the CY cone that we need to get the 10-dimensional background space. Indeed if we want a (5+1)-dimensional superconformal field theory we have to embed D5-branes into a $\mathbb{M}^{5,1} \times \text{CY}_4$ space-time: so this CY cone has 2 complex dimensions and its toric diagram is a segment; 2-simplexes are now 1-simplexes and areas are now segments. In geometrical engineering of QFTs with a $2n$ -dimensional superconformal field theory, as the one ($n = 2$) treated in this work, we need a CY cone of dimension $10 - 2n$ and so its toric diagram is a $(\frac{10-2n}{2} - 1)$ -dimensional object; 2-simplexes now are $(\frac{10-2n}{2} - 1)$ -simplexes. The possibility of extending the procedure to field theories with $d \neq 4$ can be approached in future works also studying whether such procedures can be applied to odd-dimensional field theories emerging from M-theory.

Acknowledgment

This work was born from the Master's Degree thesis of Federico Manzoni collaborating with Salvo Mancani, PhD student of Fabio Riccioni. I thank Professor Fabio Riccioni, as master thesis advisor, and Professor Massimo Bianchi for interesting discussions.

References

- [1] J. M. Maldacena, The Large N limit of superconformal field theories and supergravity, *Adv. Theor. Math. Phys.* 2 (1998) 231–252. [arXiv:hep-th/9711200](#), [doi:10.1023/A:1026654312961](#).
- [2] S. S. Gubser, I. R. Klebanov, A. M. Polyakov, Gauge theory correlators from noncritical string theory, *Phys. Lett. B* 428 (1998) 105–114. [arXiv:hep-th/9802109](#), [doi:10.1016/S0370-2693\(98\)00377-3](#).
- [3] E. Witten, Anti-de Sitter space and holography, *Adv. Theor. Math. Phys.* 2 (1998) 253–291. [arXiv:hep-th/9802150](#), [doi:10.4310/ATMP.1998.v2.n2.a2](#).
- [4] D. R. Morrison, M. R. Plesser, Nonspherical horizons. 1., *Adv. Theor. Math. Phys.* 3 (1999) 1–81. [arXiv:hep-th/9810201](#), [doi:10.4310/ATMP.1999.v3.n1.a1](#).
- [5] I. R. Klebanov, E. Witten, Superconformal field theory on three-branes at a Calabi-Yau singularity, *Nucl. Phys. B* 536 (1998) 199–218. [arXiv:hep-th/9807080](#), [doi:10.1016/S0550-3213\(98\)00654-3](#).
- [6] A. Antinucci, S. Mancani, F. Riccioni, Infrared duality in unoriented Pseudo del Pezzo, *Phys. Lett. B* 811 (2020) 135902. [arXiv:2007.14749](#), [doi:10.1016/j.physletb.2020.135902](#).
- [7] A. Antinucci, M. Bianchi, S. Mancani, F. Riccioni, Suspended fixed points, *Nucl. Phys. B* 976 (2022) 115695. [arXiv:2105.06195](#), [doi:10.1016/j.nuclphysb.2022.115695](#).
- [8] F. Manzoni, Algebro-geometrical orientifold and IR dualities, *Commun. Theor. Phys.* 75 (12) (2023) 125005. [arXiv:2211.10113](#), [doi:10.1088/1572-9494/ad0455](#).
- [9] A. Amariti, M. Bianchi, M. Fazzi, S. Mancani, F. Riccioni, S. Rota, Multi-planarizable quivers, orientifolds, and conformal dualities, *JHEP* 09 (2023) 094. [arXiv:2212.03913](#), [doi:10.1007/JHEP09\(2023\)094](#).
- [10] S. S. Gubser, Einstein manifolds and conformal field theories, *Physical Review D* 59 (2) (1998). [arXiv:hep-th/9807164](#), [doi:10.1103/PhysRevD.59.025006](#).
- [11] K. A. Intriligator, B. Wecht, The Exact superconformal R symmetry maximizes a, *Nucl. Phys. B* 667 (2003) 183–200. [arXiv:hep-th/0304128](#), [doi:10.1016/S0550-3213\(03\)00459-0](#).
- [12] S. Franco, A. Hanany, D. Martelli, J. Sparks, D. Vegh, B. Wecht, Gauge theories from toric geometry and brane tilings, *JHEP* 01 (2006) 128. [arXiv:hep-th/0505211](#), [doi:10.1088/1126-6708/2006/01/128](#).
- [13] S. Franco, A. Hanany, D. Vegh, B. Wecht, K. D. Kennaway, Brane Dimers and Quiver Gauge Theories, *Journal of High Energy Physics* 2006 (01) (2006) 096–096. [arXiv:hep-th/0504110](#), [doi:10.1088/1126-6708/2006/01/096](#).
- [14] A. Hanany, K. D. Kennaway, Dimer models and toric diagrams (2005). [arXiv:hep-th/0503149](#).
- [15] S. Franco, Bipartite Field Theories: from D-Brane Probes to Scattering Amplitudes, *JHEP* 11 (2012) 141. [arXiv:1207.0807](#), [doi:10.1007/JHEP11\(2012\)141](#).
- [16] S. Franco, A. Uranga, Bipartite Field Theories from D-Branes, *JHEP* 04 (2014) 161. [arXiv:1306.6331](#), [doi:10.1007/JHEP04\(2014\)161](#).
- [17] A. Hanany, D. Vegh, Quivers, tilings, branes and rhombi, *Journal of High Energy Physics* 2007 (10) (2007) 029–029. [doi:10.1088/1126-6708/2007/10/029](#). URL <http://dx.doi.org/10.1088/1126-6708/2007/10/029>
- [18] D. Martelli, J. Sparks, S.-T. Yau, The Geometric dual of a-maximisation for Toric Sasaki-Einstein manifolds, *Commun. Math. Phys.* 268 (2006) 39–65. [arXiv:hep-th/0503183](#), [doi:10.1007/s00220-006-0087-0](#).
- [19] D. Martelli, J. Sparks, S.-T. Yau, Sasaki-Einstein manifolds and volume minimisation, *Commun. Math. Phys.* 280 (2008) 611–673. [arXiv:hep-th/0603021](#), [doi:10.1007/s00220-008-0479-4](#).
- [20] A. Butti, A. Zaffaroni, R-charges from toric diagrams and the equivalence of a-maximization and Z-minimization, *JHEP* 11 (2005) 019. [arXiv:hep-th/0506232](#), [doi:10.1088/1126-6708/2005/11/019](#).