

A Measurement of the Effective Mean-Free-Path of Solar Wind Protons

Jesse T. Coburn,¹ Christopher H. K. Chen,¹ and Jonathan Squire²

¹*Department of Physics and Astronomy, Queen Mary University of London, London E1 4NS, United Kingdom*

²*Physics Department, University of Otago, Dunedin 9010, New Zealand*

(Dated: March 25, 2022)

Weakly collisional plasmas are subject to nonlinear relaxation processes, which can operate at rates much faster than the particle collision frequencies. This causes the plasma to respond like a magnetised fluid despite having long particle mean-free-paths. In this Letter the *effective* collisional mechanisms are modelled in the plasma kinetic equation to produce density, pressure and magnetic field responses to compare with spacecraft measurements of the solar wind compressive fluctuations at 1 AU. This enables a measurement of the effective mean-free-path of the solar wind protons, found to be 4.35×10^5 km, which is $\sim 10^3$ times shorter than the collisional mean-free-path. These measurements are shown to support the effective fluid behavior of the solar wind at scales above the proton gyroradius and demonstrate that effective collision processes alter the thermodynamics and transport of weakly collisional plasmas.

Introduction.— Many natural plasmas (e.g., interstellar medium, galaxy clusters, black hole accretion disks, solar wind) are in a weakly collisional state, where the particle collision frequency ν_{coll} is smaller than other characteristic frequencies (e.g., proton gyrofrequency Ω_p , inverse magnetic field correlation time $1/\tau_c$ etc.) [1–4]. Thus, the characteristic timescales of the plasma motions ω can span from collisional (fluid) $\omega \ll \nu_{\text{coll}}$ to collisionless $\omega \gg \nu_{\text{coll}}$ [1, 5]. Knowledge of the transition scale $\omega \sim \nu_{\text{coll}}$ is vital to understand the thermodynamics of astrophysical plasmas [1].

The escaping solar corona, known as the solar wind, expands into interplanetary space as a super-Alfvénic and turbulent plasma [6–8]. In situ measurements of particle distribution functions and electromagnetic fields enable fundamental plasma physics observations [9]. The Spitzer-Härm proton-proton collision frequency $\nu_{p,p}^{\text{SH}}$ decreases with radial distance from the Sun, and by a few solar radii, is much smaller than other characteristic frequencies. In principle, the dynamics should be described by collisionless plasma equations. For reference, at 1 AU, typical frequencies are $\nu_{p,p}^{\text{SH}} \approx 4 \times 10^{-7} \text{ s}^{-1}$, $\Omega_p \approx 10^{-1} \text{ s}^{-1}$, $1/\tau_c \approx 10^{-6} \text{ s}^{-1}$ [8, 10–12].

Despite the weak collisionality of the solar wind, many aspects appear to be described by fluid equations: magnetohydrodynamic (MHD) turbulence theory predicts the shape of power spectra (e.g., magnetic field, proton density) [7, 13–16], spatial transport [17, 18], and the proton heating rate by the energy cascade [19–21]. While this is due, in part, to the dominance of Alfvénic fluctuations [1, 22–24], compressive fluctuations, that should be severely damped in a collisionless plasma [25], display the MHD slow-mode polarization (magnetic and thermal pressure anticorrelated). They are routinely detected at a range of scales [16, 26–31] following a power law predicted from the MHD equations [1, 22, 32, 33]. The most clear evidence of fluid behavior can be seen in the strong correlation between the density and thermal pressure, indicating a polytropic equation of state [34–37].

While the Spitzer-Härm collision frequency appears incompatible with the fluidlike behavior of the solar wind, weakly collisional plasmas are also subject to nonlinear processes that prevent extreme departure from equilibrium [38–42]. Solar wind observations present substantial evidence of temperature anisotropy instabilities constraining the particle distribution functions [2, 40, 43–46] suggesting they experience pitch-angle scattering by plasma waves [47]. These processes can play a similar role to collisions i.e., they are *effective* collision processes.

This Letter presents a measurement of the effective mean-free-path of the solar wind by comparing observations of compressive wave-mode polarizations to numerical solutions of varying effective collisionality. It is shown that the transition from fluid to collisionless dynamics in the solar wind occurs at scales several orders of magnitude below the classical Spitzer-Härm mean-free-path, explaining the fluidlike behavior of the weakly collisional solar wind.

Theory and numerical solutions.— The kinetic MHD equations with the Bhatnagar-Gross-Krook (BGK) collision operator [48, 49] produce dispersion relations and plasma fluctuations (e.g., magnetic field and pressure) that span between the collisionless and collisional limits [50–52]. They describe a nonrelativistic, magnetized plasma of arbitrary collision frequency [51, 52]. The specific equations, which we refer to as KMHD-BGK, model both the proton and electron responses with the kinetic equation. The BGK operator is used here to model relaxation processes, not particle collisions, so we use the language of an *effective* proton collision frequency ν_{eff} or mean-free-path $\lambda_{\text{mfp}}^{\text{eff}} = v_{\text{th}}^p / \nu_{\text{eff}}$, where the proton thermal speed is v_{th}^p (see Supplemental Material).

Assuming plasma motions are slow compared to the gyrofrequency Ω_p , the second moment of the kinetic

equation and the ideal induction equation leads to,

$$n_p B \frac{d}{dt} \left(\frac{p_\perp^p}{n_p B} \right) = -\nabla \cdot (q_\perp^p \hat{\mathbf{b}}) - q_\perp^p \nabla \cdot \hat{\mathbf{b}} + \frac{\nu_{\text{eff}}}{3} (p_\parallel^p - p_\perp^p), \quad (1a)$$

$$\frac{n_p^3}{2B} \frac{d}{dt} \left(\frac{p_\parallel^p B^2}{n_p^3} \right) = -\nabla \cdot (q_\parallel^p \hat{\mathbf{b}}) + q_\perp^p \nabla \cdot \hat{\mathbf{b}} + \frac{2\nu_{\text{eff}}}{3} (p_\perp^p - p_\parallel^p), \quad (1b)$$

where d/dt is the convective derivative and the quantities are the proton density n_p , magnetic-field strength B , (perpendicular) parallel (p_\perp^p) p_\parallel^p proton pressure, field parallel flux of (perpendicular) parallel (q_\perp^p) q_\parallel^p proton heat, and the unit magnetic field vector $\hat{\mathbf{b}} = \mathbf{B}/B$ [53, 54]. The Alfvén speed is $v_A = B/\sqrt{4\pi n_p m_p}$, the proton gyroradius is $\rho_p = v_{\text{th}}^p/\Omega_p$, and the ion-acoustic speed is $c_s = \sqrt{(3k_B T_\parallel^p + k_B T_\parallel^e)/m_p}$, where the parallel proton (electron) temperature is T_\parallel^p (T_\parallel^e).

Equations (1) are often discussed when the right hand sides are zero and are then referred to as the double adiabatic equations or Chew-Goldberger-Low (CGL) invariants [53]. The focus here is on how the CGL invariants are broken, for example, by the heat flux terms in the collisionless limit, and by the collisional terms ($\propto \nu_{\text{eff}}$). Therefore, the relative conservation of the CGL invariants provides a sensitive test of the equation of state [55].

We proceed by constructing measures that describe the correlation and amplitude ratios of the left hand sides of Eqs. (1),

$$C_\parallel = \frac{\langle \delta p_\parallel^p \delta (n_p^3/B^2) \rangle}{\langle |\delta p_\parallel^p|^2 \rangle^{1/2} \langle |\delta (n_p^3/B^2)|^2 \rangle^{1/2}}, \quad (2a)$$

$$A_\parallel = \frac{\langle |\delta (n_p^3/B^2)|^2 \rangle^{1/2} \langle p_\parallel^p \rangle}{\langle n_p^3/B^2 \rangle \langle |\delta p_\parallel^p|^2 \rangle^{1/2}}, \quad (2b)$$

$$C_\perp = \frac{\langle \delta p_\perp^p \delta (n_p B) \rangle}{\langle |\delta p_\perp^p|^2 \rangle^{1/2} \langle |\delta (n_p B)|^2 \rangle^{1/2}}, \quad (2c)$$

$$A_\perp = \frac{\langle |\delta (n_p B)|^2 \rangle^{1/2} \langle p_\perp^p \rangle}{\langle n_p B \rangle \langle |\delta p_\perp^p|^2 \rangle^{1/2}}, \quad (2d)$$

where $\delta\chi = \chi - \langle \chi \rangle$ is the fluctuation about the average $\langle \chi \rangle$. The method compares predictions for Eqs. (2) derived from the slow-mode eigenmodes of the linearized KMHD-BGK system (e.g., δp_\perp^p , δB etc.) to solar wind measurements. See Supplemental Material.

The model's free parameters are the propagation angle $\theta_{\hat{\mathbf{b}}, \hat{\mathbf{k}}}$ and proton effective mean-free-path $\lambda_{\text{mfp}}^{\text{eff}}$, i.e., they can be measured. The wavenumber k and the proton beta $\beta = 8\pi k_B p^p/B^2$ where $p^p = 2p_\perp^p/3 + p_\parallel^p/3$ are set to measured values. The species temperature ratio is set to a typical value for the solar wind $T_p/T_e = 1$ and the effective mean-free-path species ratio is set to $\lambda_{\text{mfp}}^{\text{eff}}/\lambda_{\text{mfp}, \text{electrons}}^{\text{eff}} = 5$; see Supplemental Material at for details of electron physics.

The top panels of Fig. 1 demonstrate the ability of the KMHD-BGK equations to resolve the dynamics of the

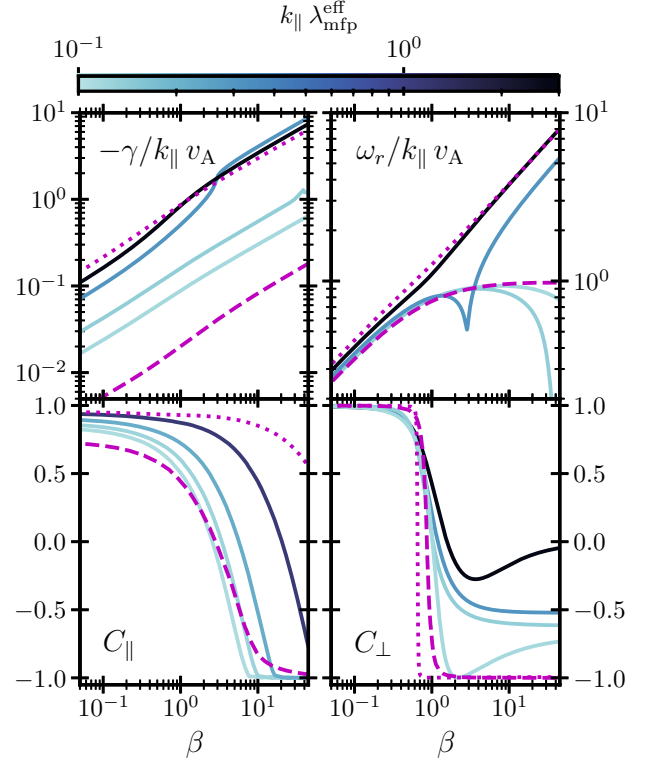


FIG. 1. Numerical solutions of the KMHD-BGK equations for a range of $k_\parallel \lambda_{\text{mfp}}^{\text{eff}}$ (see color bar). The remaining parameters are defined in the text. Vertical axis labels are annotated on the panels, where γ (ω_r) are the imaginary (real) part of the complex frequency. The bottom panels are Eqs. (2a), (2c). The dotted (dashed) magenta lines are the long (short) limit of $\lambda_{\text{mfp}}^{\text{eff}}$ corresponding to the collisionless (collisional) slow-mode / ion-acoustic branch for $\theta_{\hat{\mathbf{b}}, \hat{\mathbf{k}}} = 88^\circ$ [37, 56].

compressive slow-mode from collisional (lighter blue) to collisionless (black) [51]. Numerical predictions for Eqs. (2a), (2c) (bottom panels of Fig. 1) show distinct differences at $\beta > 1$ for $k_\parallel \lambda_{\text{mfp}}^{\text{eff}}$, which can be compared to observations. The MHD/collisionless limits are illustrated in magenta, for C_\perp (bottom right panel) these two limits produce similar trends, therefore it is necessary to make comparisons at multiple k_\parallel , to measure $\lambda_{\text{mfp}}^{\text{eff}}$.

Measurements.— The dataset consists of Wind spacecraft measurements of the pristine solar wind during years 2005-2010. The electrostatic analyzer 3DP records onboard moments of the proton density, velocity and pressure tensor, and the magnetometer MFI records the magnetic field, at a nominal $\sim 3s$ cadence [57, 58].

The dataset is restricted to time intervals satisfying three criteria: (i) 95% of the data is available (the remaining is then linearly interpolated); (ii) the median density must be greater than 1 particle per cm^{-3} ; and (iii) the average norm of the non-gyrotropic tensor ($\Pi^p = p^p - \hat{\mathbf{b}}\hat{\mathbf{b}} p_\parallel^p - (1 - \hat{\mathbf{b}}\hat{\mathbf{b}}) p_\perp^p$), must be less than 30% of the average norm of the pressure tensor p^p .

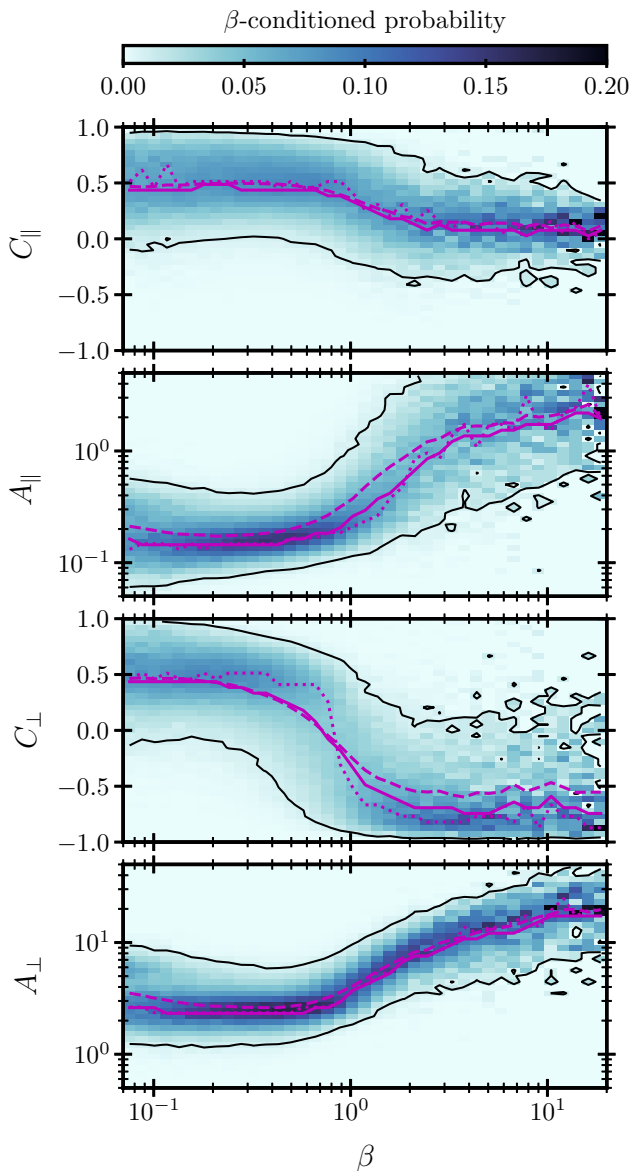


FIG. 2. β -conditioned probability functions of the quantities in Eqs. (2) for the wavenumber bin $k_{\text{SW}} = 0.288 \times 10^{-5} \text{ km}^{-1}$. The thin black line is a contour of probability equal to 0.01. The magenta lines are mean (dashed), median (solid), and mode (dotted) conditioned on the β -bins.

To probe a set of wavenumbers we measure the four quantities in Eqs. (2), the average radial solar wind velocity $\langle V_{\text{SW}} \rangle$, and average proton beta for a set of time intervals $\tau = [30\text{s}, 1\text{min.}, 2\text{mins.}, \dots, 128\text{mins.}]$. The time scales are converted to wavenumber $k_{\text{SW}} = 1/\tau \langle V_{\text{SW}} \rangle$ via Taylor’s frozen-in-flow (TFF) assumption [59]. Three bins of equal probability density are obtained where the median of each bin is $k_{\text{SW}} = [0.288, 1.41, 6.34] \times 10^{-5} \text{ km}^{-1}$, which lie within the inertial range of the magnetic field power spectrum at 1 AU [60]. The wavenumber bins contain $[2.98, 16.6, 70.0] \times 10^5$ samples.

For bin $k_{\text{SW}} = 0.288 \times 10^{-5} \text{ km}^{-1}$ the β -conditioned probability functions of Eqs. (2), all mapped to a common color bar, are displayed in Fig. 2. The β -trend lines in magenta (see caption) capture statistically significant differences between $\beta \lesssim 1$. From the correlations C_{\parallel}, C_{\perp} it is clear that the CGL invariants are rarely conserved ($C_{\parallel}, C_{\perp} = 1$), but display similar trends to the theoretical expectations (Fig. 1). The amplitude ratios A_{\parallel}, A_{\perp} demonstrate a relative decrease in fluctuation amplitude of the pressure components at $\beta > 1$.

Comparison of measurements and numerical solutions.— To compare theoretical predictions of Eqs. 2 to observations, a degeneracy in parametrization must be dealt with: the numerical solutions primarily depend on $k_{\parallel} \lambda_{\text{mfp}}^{\text{eff}} = k \cos(\theta_{\hat{\mathbf{b}}, \hat{\mathbf{k}}}) \lambda_{\text{mfp}}^{\text{eff}}$ [51]; such that $\lambda_{\text{mfp}}^{\text{eff}}, \theta_{\hat{\mathbf{b}}, \hat{\mathbf{k}}}$ are degenerate. To address this we introduce a scale dependent anisotropy model ($k_{\parallel} \sim k_{\perp}^{\alpha}$), which relates k and $\theta_{\hat{\mathbf{b}}, \hat{\mathbf{k}}}$,

$$k = \frac{k_{\text{iso}}}{\sqrt{2}} \left[\sin(\theta_{\hat{\mathbf{b}}, \hat{\mathbf{k}}}) \right]^{\alpha/(1-\alpha)} \left[\cos(\theta_{\hat{\mathbf{b}}, \hat{\mathbf{k}}}) \right]^{1/(\alpha-1)}, \quad (3)$$

where k_{iso} is the isotropic wavenumber ($k_{\perp} = k_{\parallel}$) and α is the anisotropy exponent, generalised from turbulence models [61]. Comparing solutions parameterized by $\lambda_{\text{mfp}}^{\text{eff}}, \alpha, k_{\text{iso}}$ across multiple wavenumbers $k = k_{\text{SW}}$ clears the degeneracy.

Finally, the predictions of Eqs. (2) from the numerical solutions are normalized to the measured β -conditioned mean value (dashed magenta lines in Fig. 2) of $C_{\parallel}, C_{\perp}, A_{\parallel}, A_{\perp}$ at $\beta \simeq 10^{-1}$. This is to account for the fact that linear polarizations are only approximately observed in strong turbulence [9].

Ranges of $\alpha, k_{\text{iso}}, \lambda_{\text{mfp}}^{\text{eff}} = [0.05, 1.0], [5 \times 10^{-9}, 5 \times 10^{-7}] \text{ km}^{-1}, [3.5 \times 10^4, 2.1 \times 10^6] \text{ km}$ are chosen for computing numerical solutions. The ranges of α, k_{iso} are consistent with previous observations [9, 62]. The range of $\lambda_{\text{mfp}}^{\text{eff}}$ returns numerical solutions of Eqs. (2) that compare qualitatively well with the observations (seen in Fig. 2). The Spitzer-Härm mean-free-path returns the (collisionless) ion-acoustic dispersion relation which is inconsistent with the measurements.

To make a quantitative comparison, we compute the “goodness of fit”,

$$R = \sqrt{N^{-1} \sum_i (\bar{y}_i - \hat{y}_i)^2}, \quad (4)$$

where \hat{y}_i (\bar{y}_i) is the local numerical solution (local measured mean), summed over i , denoting the i th β -bin. $R(k_{\text{SW}}; \alpha, k_{\text{iso}}, \lambda_{\text{mfp}}^{\text{eff}})$ is calculated for each wavenumber k_{SW} , where the mean \bar{y}_i is respective to the wavenumber bin. The R -values are inverted for unnormalized weights ($w = R^{-1}$), divided by the maximum weight, then summed over wavenumber $\mathcal{W} = \sum_k w(k; \alpha, k_{\text{iso}}, \lambda_{\text{mfp}}^{\text{eff}})$ to

break the aforementioned degeneracy. From this volume, weighted geometric means μ_x , covariances $\sigma_{x,y}^2$, and two sigma confidence intervals CI_x are calculated (see Supplemental Material) [63, 64]. This is the method we employ to measure the quantities $\lambda_{\text{mfp}}^{\text{eff}}$, α , k_{iso} , providing the main results of the Letter.

To visualize the weighted parameter space for C_{\perp} , Fig. 3 illustrates the weight volume $\mathcal{W}(\alpha, k_{\text{iso}}, \lambda_{\text{mfp}}^{\text{eff}})$, numerically integrated over each parameter axis χ ,

$$\mathcal{W}_{\chi} = \int_{\chi_0}^{\chi_n} d\chi \frac{\mathcal{W}(\alpha, k_{\text{iso}}, \lambda_{\text{mfp}}^{\text{eff}})}{\chi_n - \chi_0}, \quad (5)$$

where χ_n, χ_0 are limits of the range. The weighted means in Fig. 3 lie in the maximum regions of \mathcal{W}_{χ} , within the confidence intervals, indicating the weighted geometric statistics are a good representation of the observations.

To check the scale dependence, Fig. 4 displays the observed β -conditioned means of Eqs. (2) and the numerical solutions corresponding to the maximum \mathcal{W} . The numerical solutions and observations trend similarly with wavenumber indicating the scale dependence of the effective collisionality has been well modeled. The parameters of the maxima (recorded in the panels of Fig. 4) do not correspond exactly to the weighted geometric means of \mathcal{W} (seen in Fig. 3) reflecting the statistical nature of the measured quantities.

The method of calculating statistics for $\lambda_{\text{mfp}}^{\text{eff}}$, α , k_{iso} displayed in Fig. 3 for C_{\perp} produces similar statistics for C_{\parallel} , A_{\parallel} , A_{\perp} (see Supplemental Material). Therefore, in Table I combined statistics are reported. The measured effective mean-free-path and mean proton thermal speed (measured with this data set) gives an effective collision frequency of $\nu_{\text{eff}} = v_{\text{th}}^{\text{p}}/\lambda_{\text{mfp}}^{\text{eff}} = 1.11 \times 10^{-4} \text{ s}^{-1}$.

The transition frequency, where $\nu_{\text{eff}} \simeq \omega$ can be estimated with $\nu_{\text{eff}} = v_{\text{th}}^{\text{p}}/\lambda_{\text{mfp}}^{\text{eff}}$ and the ion-acoustic dispersion relation $\omega_{\text{IA}} = k_{\parallel} c_s$, giving the parallel transition wavenumber $k_{\parallel}^{\text{trans}} = v_{\text{th}}^{\text{p}}/c_s \lambda_{\text{mfp}}^{\text{eff}}$ [37, 51, 65]. Using the wavenumber model (Eq. (3)), the transition wavenumber

TABLE I. Combined weighted geometric mean μ_x , standard deviation $\sigma_{x,x}$, and the two sigma confidence interval CI_x .

Statistic	Value(s)	Unit
μ_{α}	0.425	-
$\mu_{k_{\text{iso}}}$	5.36×10^{-8}	km^{-1}
$\mu_{\lambda_{\text{mfp}}^{\text{eff}}}$	4.35×10^5	km
CI_{α}	[0.210, 0.858]	-
$CI_{k_{\text{iso}}}$	$[0.0637, 4.51] \times 10^{-7}$	km^{-1}
$CI_{\lambda_{\text{mfp}}^{\text{eff}}}$	$[0.102, 18.6] \times 10^5$	km
$\sigma_{\alpha, k_{\text{iso}}}^2 / (\sigma_{\alpha, \alpha} \sigma_{k_{\text{iso}}, k_{\text{iso}}})$	0.221	-
$\sigma_{\alpha, \lambda_{\text{mfp}}^{\text{eff}}}^2 / (\sigma_{\alpha, \alpha} \sigma_{\lambda_{\text{mfp}}^{\text{eff}}, \lambda_{\text{mfp}}^{\text{eff}}})$	0.336	-
$\sigma_{k_{\text{iso}}, \lambda_{\text{mfp}}^{\text{eff}}}^2 / (\sigma_{k_{\text{iso}}, k_{\text{iso}}} \sigma_{\lambda_{\text{mfp}}^{\text{eff}}, \lambda_{\text{mfp}}^{\text{eff}}})$	0.172	-

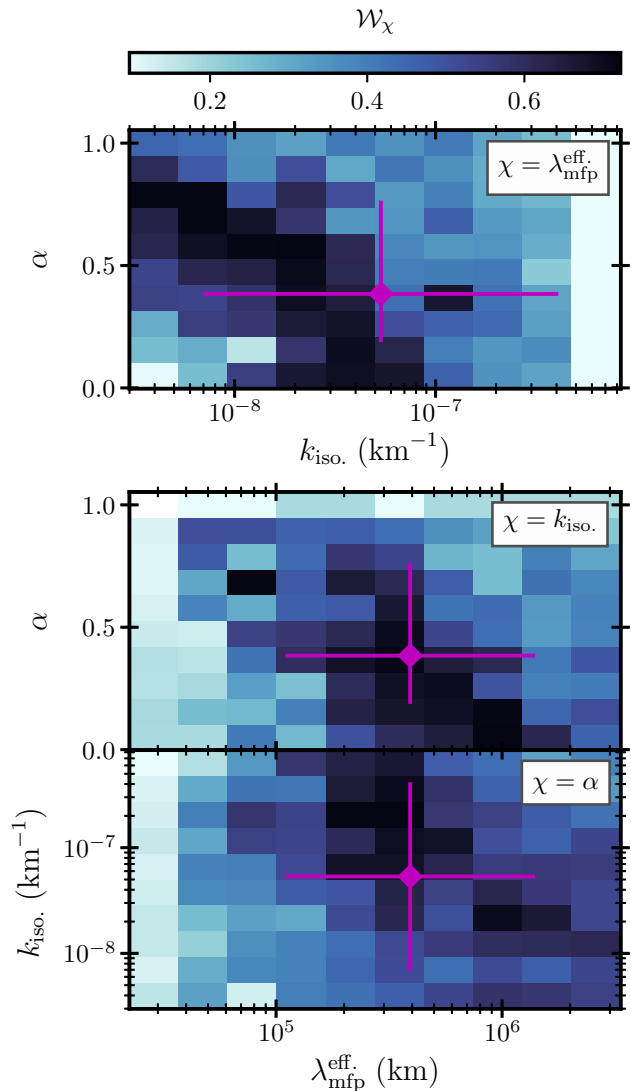


FIG. 3. The three panels display the integrated “goodness of fit” (Eq. (5)) for each parameter χ , for C_{\perp} . The magenta crosses indicate the weighted geometric means and two sigma confidence intervals.

is,

$$k^{\text{trans}} = \frac{v_{\text{th}}^{\text{p}}}{c_s \lambda_{\text{mfp}}^{\text{eff}}} \sqrt{1 + \left[\frac{2(v_{\text{th}}^{\text{p}})^2}{(\lambda_{\text{mfp}}^{\text{eff}} k_{\text{iso}} c_s)^2} \right]^{(1-\alpha)/\alpha}}. \quad (6)$$

Inserting the combined statistics from Table I, using a typical value of $v_{\text{th}}^{\text{p}}/c_s = \sqrt{1/2}$ for the solar wind, and using the TFF assumption, the transition wavenumber in spacecraft-frame frequency at 1 AU is $\langle V_{\text{SW}} \rangle k^{\text{trans}} = f^{\text{trans}} = 0.19 \text{ Hz}$, and $CI_{f^{\text{trans}}} = [0.046, 0.33] \text{ Hz}$. The uncertainties are propagated from V_{SW} and the four estimates of k^{trans} from C_{\parallel} , A_{\parallel} , C_{\perp} , A_{\perp} .

Discussion.— We have measured the relative non-conservation of the CGL invariants and modeled the behavior with the slow-mode branch of the KMHD-BGK

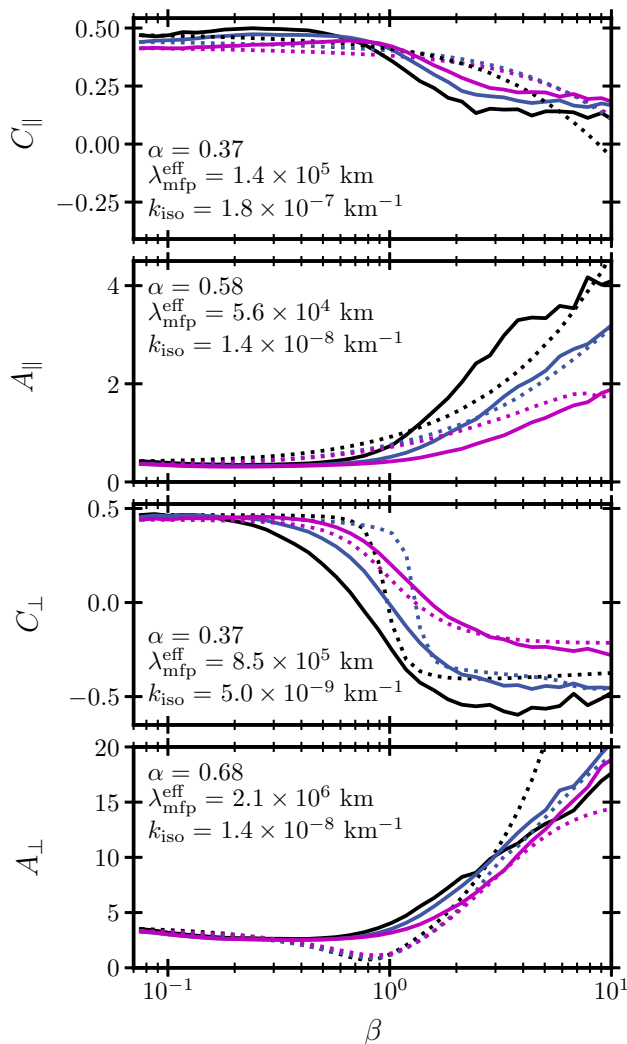


FIG. 4. The four panels show the β -conditioned mean of the four quantities in Eqs. (2) for the three median wavenumber bins $k_{\text{SW}} = [0.288, 1.41, 6.34] \times 10^{-5} \text{ km}^{-1}$ as solid (black, blue, magenta) lines respectively. Statistical uncertainties on the mean trends can be seen in Fig. 2. The dashed lines are the numerical solutions corresponding to the maximum W ; the parameters of the maxima are reported in the panels.

equations to measure the effective mean-free-path of the solar wind protons and the scale dependence of the slow-mode wavenumber anisotropy (Table I reports the statistics of these measurements). The primary result of this Letter is the measured effective proton mean-free-path that is $\sim 10^3$ times smaller than the Spitzer-Härm mean-free-path ($\lambda_{\text{mfp}}^{\text{SH}} = 1.14 \times 10^8 \text{ km}$, measured with this dataset). Therefore, the fluidlike range in the solar wind extends to much smaller scales than predicted based on particle collisions. In addition, the scale dependent anisotropy of the compressive fluctuations ($\alpha \simeq 0.4$) is consistent with previous measurements [9, 62], being more anisotropic than the Alfvénic fluctuations.

The measured transition frequency, the scale between fluid behavior ($f \ll f^{\text{trans}}$) and collisionless behavior ($f \gg f^{\text{trans}}$), of $f^{\text{trans}} = 0.189 \text{ Hz}$ is at the well-known break in power law ($k_{\perp} \rho_p \sim 1$) of the magnetic field power spectrum at 1 AU [8, 60, 66]. These measurements therefore justify the use of fluid MHD theory at larger scales ($k_{\perp} \rho_p < 1$) [7, 9, 13–21, 32, 67]. If the result $k_{\perp} \rho_p \simeq k_{\parallel} \lambda_{\text{mfp}}^{\text{eff}}$ turns out to be a general property of weakly collisional plasma, this provides a simple parameterization for the effective collisionality of astrophysical plasmas.

Effective collisional processes have long been studied theoretically and numerically [3, 68–73], but it is an open question as to the relevant role of the various mechanisms [2, 40–42, 74–76]) and how they are activated [65, 77, 78]. Therefore, further studies are necessary to assess exactly what key physics of weakly collisional plasma leads to the measured effective collisionality, since most astrophysical plasmas, being multi-scale and turbulent, will support effective collision mechanisms [79]. The measurements presented here provide constraints to be satisfied by theories of effective collision processes.

-
- [1] A. A. Schekochihin, S. C. Cowley, W. Dorland, G. W. Hammett, G. G. Howes, E. Quataert, and T. Tatsuno, *Astrophys. J., Suppl. Ser.* **182**, 310 (2009).
 - [2] E. Marsch, *Living Rev. Sol. Phys.* **3**, 1 (2006).
 - [3] A. A. Schekochihin and S. C. Cowley, *Phys. Plasmas* **13**, 056501 (2006).
 - [4] E. Quataert, *Astron. Nachr.* **324**, 435 (2003).
 - [5] A. A. Schekochihin, S. C. Cowley, R. M. Kulsrud, G. W. Hammett, and P. Sharma, *Astrophys. J.* **629**, 139 (2005).
 - [6] E. N. Parker, *Astrophys. J.* **128**, 664 (1958).
 - [7] R. Bruno and V. Carbone, *Living Rev. Sol. Phys.* **10**, 2 (2013).
 - [8] D. Verscharen, K. G. Klein, and B. A. Maruca, *Living Rev. Sol. Phys.* **16**, 5 (2019).
 - [9] C. H. K. Chen, *J. Plasma Phys.* **82**, 535820602 (2016).
 - [10] D. L. Book, *NRL (Naval Research Laboratory) Plasma Formulary. Revised.*, Tech. Rep. (NAVAL RESEARCH LAB WASHINGTON DC, 1987).
 - [11] L. Spitzer, *Physics of fully ionized gases* (Courier Corporation, 2006).
 - [12] W. H. Matthaeus, S. Dasso, J. M. Weygand, M. G. Kivelson, and K. T. Osman, *Astrophys. J., Lett.* **721**, L10 (2010).
 - [13] J. Coleman, Paul J., *Astrophys. J.* **153**, 371 (1968).
 - [14] W. H. Matthaeus and M. L. Goldstein, *J. Geophys. Res.* **87**, 6011 (1982).
 - [15] P. Goldreich and S. Sridhar, *Astrophys. J.* **485**, 680 (1997).
 - [16] C.-Y. Tu and E. Marsch, *Space Sci. Rev.* **73**, 1 (1995).
 - [17] W. H. Matthaeus, G. P. Zank, C. W. Smith, and S. Oughton, *Phys. Rev. Lett.* **82**, 3444 (1999).
 - [18] G. P. Zank, W. H. Matthaeus, and C. W. Smith, *J. Geophys. Res.* **101**, 17093 (1996).

- [19] B. T. MacBride, C. W. Smith, and M. A. Forman, *Astrophys. J.* **679**, 1644 (2008).
- [20] J. E. Stawarz, C. W. Smith, B. J. Vasquez, M. A. Forman, and B. T. MacBride, *Astrophys. J.* **697**, 1119 (2009).
- [21] J. T. Coburn, C. W. Smith, B. J. Vasquez, J. E. Stawarz, and M. A. Forman, *Astrophys. J.* **754**, 93 (2012).
- [22] Y. Lithwick and P. Goldreich, *Astrophys. J.* **562**, 279 (2001).
- [23] G. G. Howes, S. C. Cowley, W. Dorland, G. W. Hammett, E. Quataert, and A. A. Schekochihin, *J. Geophys. Res., Space Phys.* **113**, A05103 (2008).
- [24] E. Quataert, *Astrophys. J.* **500**, 978 (1998).
- [25] A. Barnes, *Phys. Fluids* **9**, 1483 (1966).
- [26] G. G. Howes, S. D. Bale, K. G. Klein, C. H. K. Chen, C. S. Salem, and J. M. TenBarge, *Astrophys. J., Lett.* **753**, L19 (2012).
- [27] K. G. Klein, G. G. Howes, J. M. TenBarge, S. D. Bale, C. H. K. Chen, and C. S. Salem, *Astrophys. J.* **755**, 159 (2012).
- [28] P. J. Kellogg and T. S. Horbury, *Ann. Geophys.* **23**, 3765 (2005).
- [29] S. Yao, J. S. He, C. Y. Tu, L. H. Wang, and E. Marsch, *Astrophys. J.* **776**, 94 (2013).
- [30] S. Yao, J. S. He, C. Y. Tu, L. H. Wang, and E. Marsch, *Astrophys. J.* **774**, 59 (2013).
- [31] S. Yao, J. S. He, E. Marsch, C. Y. Tu, A. Pedersen, H. Rème, and J. G. Trotignon, *Astrophys. J.* **728**, 146 (2011).
- [32] D. Montgomery, M. R. Brown, and W. H. Matthaeus, *J. Geophys. Res.* **92**, 282 (1987).
- [33] E. Marsch and C. Y. Tu, *J. Geophys. Res.* **95**, 11945 (1990).
- [34] E. Marsch, K. H. Muehlhaeuser, H. Rosenbauer, and R. Schwenn, *J. Geophys. Res., Space Phys.* **88**, 2982 (1983).
- [35] G. Nicolaou, G. Livadiotis, R. T. Wicks, D. Verscharen, and B. A. Maruca, *Astrophys. J.* **901**, 26 (2020).
- [36] T. L. Totten, J. W. Freeman, and S. Arya, *J. Geophys. Res.* **100**, 13 (1995).
- [37] D. Verscharen, C. H. K. Chen, and R. T. Wicks, *Astrophys. J.* **840**, 106 (2017).
- [38] A. Nishida, *J. Geophys. Res.* **74**, 5155 (1969).
- [39] D. H. Griffel and L. Davis, *Planet. Space Sci.* **17**, 1009 (1969).
- [40] P. H. Yoon, *Rev. Mod. Plasma Phys.* **1**, 4 (2017).
- [41] S. Hamasaki and N. A. Krall, *Phys. Fluids* **16**, 145 (1973).
- [42] S. P. Gary, L. Yin, and D. Winske, *Geophys. Res. Lett.* **27**, 2457 (2000).
- [43] J. C. Kasper, A. J. Lazarus, and S. P. Gary, *Geophys. Res. Lett.* **29**, 1839 (2002).
- [44] P. Hellinger, P. Trávníček, J. C. Kasper, and A. J. Lazarus, *Geophys. Res. Lett.* **33**, L09101 (2006).
- [45] C. H. K. Chen, L. Matteini, A. A. Schekochihin, M. L. Stevens, C. S. Salem, B. A. Maruca, M. W. Kunz, and S. D. Bale, *Astrophys. J., Lett.* **825**, L26 (2016).
- [46] C. Y. Tu and E. Marsch, *J. Geophys. Res.* **107**, 1249 (2002).
- [47] S. D. Bale, J. C. Kasper, G. G. Howes, E. Quataert, C. Salem, and D. Sundkvist, *Phys. Rev. Lett.* **103**, 211101 (2009).
- [48] P. L. Bhatnagar, E. P. Gross, and M. Krook, *Phys. Rev.* **94**, 511 (1954).
- [49] E. P. Gross and M. Krook, *Phys. Rev.* **102**, 593 (1956).
- [50] P. B. Snyder, G. W. Hammett, and W. Dorland, *Phys. Plasmas* **4**, 3974 (1997).
- [51] P. Sharma, G. W. Hammett, and E. Quataert, *Astrophys. J.* **596**, 1121 (2003).
- [52] R. M. Kulsrud, R. N. Sagdeev, and M. N. Rosenbluth, *MHD description of plasma: Handbook of plasma physics* (Amsterdam: North-Holland, 1980).
- [53] G. F. Chew, M. L. Goldberger, and F. E. Low, *Proc. R. Soc. Lond.* **236**, 112 (1956).
- [54] P. Hunana, A. Tenerani, G. P. Zank, E. Khomenko, M. L. Goldstein, G. M. Webb, P. S. Cally, M. Collados, M. Velli, and L. Adhikari, *J. Plasma Phys.* **85**, 205850602 (2019).
- [55] A. A. Schekochihin, S. C. Cowley, F. Rincon, and M. S. Rosin, *MNRAS* **405**, 291 (2010).
- [56] G. G. Howes, S. C. Cowley, W. Dorland, G. W. Hammett, E. Quataert, and A. A. Schekochihin, *Astrophys. J.* **651**, 590 (2006).
- [57] R. P. Lin, K. A. Anderson, S. Ashford, C. Carlson, D. Curtis, R. Ergun, D. Larson, J. McFadden, M. McCarthy, G. K. Parks, H. Rème, J. M. Bosqued, J. Couteiller, F. Cotin, C. D'Uston, K. P. Wenzel, T. R. Sanderson, J. Henrion, J. C. Ronnet, and G. Paschmann, *Space Sci. Rev.* **71**, 125 (1995).
- [58] R. Lepping, M. Acuña, L. Burlaga, W. Farrell, J. Slavin, K. Schatten, F. Mariani, N. Ness, F. Neubauer, Y. Whang, *et al.*, *Space Sci. Rev.* **71**, 207 (1995).
- [59] G. I. Taylor, *Proc. R. Soc. Lond.* **164**, 476 (1938).
- [60] K. H. Kiyani, K. T. Osman, and S. C. Chapman, *Philosophical Transactions of the Royal Society of London Series A* **371**, 1 (2013).
- [61] P. Goldreich and S. Sridhar, *Astrophys. J.* **438**, 763 (1995).
- [62] C. H. K. Chen, A. Mallet, A. A. Schekochihin, T. S. Horbury, R. T. Wicks, and S. D. Bale, *Astrophys. J.* **758**, 120 (2012).
- [63] M. G. Kendall and A. Stuart, *The Advanced Theory of Statistics. Vol.1: Distribution theory* (Macmillan, New York, 1977).
- [64] N. Norris, *Ann. Stat.* **11**, 445 (1940).
- [65] M. W. Kunz, J. Squire, A. A. Schekochihin, and E. Quataert, *J. Plasma Phys.* **86**, 905860603 (2020).
- [66] R. J. Leamon, C. W. Smith, N. F. Ness, W. H. Matthaeus, and H. K. Wong, *J. Geophys. Res., Space Phys.* **103**, 4775 (1998).
- [67] E. Marsch and C. Y. Tu, *J. Geophys. Res.* **95**, 8211 (1990).
- [68] F. Rincon, F. Califano, A. A. Schekochihin, and F. Valentini, *PNAS* **113**, 3950 (2016).
- [69] P. Helander, M. Strumik, and A. A. Schekochihin, *J. Plasma Phys.* **82**, 905820601 (2016).
- [70] M. W. Kunz, J. M. Stone, and E. Quataert, *Phys. Rev. Lett.* **117**, 235101 (2016).
- [71] J. Squire, E. Quataert, and M. W. Kunz, *J. Plasma Phys.* **83** (2017).
- [72] M. W. Kunz, A. A. Schekochihin, and J. M. Stone, *Phys. Rev. Lett.* **112**, 205003 (2014).
- [73] F. V. Coroniti and A. Eviatar, *Astrophys. J., Suppl. Ser.* **33**, 189 (1977).
- [74] R. Meyrand, A. Kanekar, W. Dorland, and A. A. Schekochihin, *PNAS* **116**, 1185 (2019).
- [75] A. A. Schekochihin, J. T. Parker, E. G. Highcock, P. J. Dellar, W. Dorland, and G. W. Hammett, *J. Plasma Phys.* **82**, 905820212 (2016).

[76] P. J. Kellogg, *Astrophys. J.* **528**, 480 (2000).

[77] J. Squire, M. W. Kunz, E. Quataert, and A. A. Schekochihin, *Phys. Rev. Lett.* **119**, 155101 (2017).

[78] D. Verscharen, B. D. G. Chandran, K. G. Klein, and

E. Quataert, *Astrophys. J.* **831**, 128 (2016).

[79] I. Zhuravleva, E. Churazov, A. A. Schekochihin, S. W. Allen, A. Vikhlinin, and N. Werner, *Nat. Astron.* **3**, 832 (2019).

Supplemental Materials: Title for main text

OUTLINE OF SUPPLEMENTAL MATERIALS

This document provides supplemental materials for the Letter titled, ‘‘Measurement of the Effective Mean-Free-Path of the Solar Wind Protons’’. Section details the wavenumber model (Eq. 3 of the Letter) and the transition wavenumber (Eq. 6 of the Letter), Section introduces the weighted geometric statistics (reported in Table 1 of the Letter) and shows a figure of the weighted geometric statistics, and Section introduces the Spitzer-Härm collision quantities (referenced in the text of the Letter). Section introduces the collisional-kinetic magnetohydrodynamic equations, shows the linear Fourier analysis, normalisation and the linear system of equations to be solved numerically.

WAVENUMBER MODEL

The model $k_{\parallel} \sim k_{\perp}^{\alpha}$ introduced here is generalized from the critical balance model of Alfvénic turbulence (see Ref. [61]). In the Letter it is used to model the compressive wave propagation angle $\theta_{\hat{\mathbf{b}}, \hat{\mathbf{k}}}$. To ensure the isotropic scale is defined correctly we begin with,

$$\frac{k_{\parallel}}{k_{\text{iso}}/\sqrt{2}} = \left(\frac{k_{\perp}}{k_{\text{iso}}/\sqrt{2}} \right)^{\alpha} \quad (\text{S1})$$

where α is the anisotropy exponent. Since, $k_{\parallel} = k \cos(\theta_{\hat{\mathbf{b}}, \hat{\mathbf{k}}})$, $k_{\perp} = k \sin(\theta_{\hat{\mathbf{b}}, \hat{\mathbf{k}}})$ we have,

$$\frac{k \cos(\theta_{\hat{\mathbf{b}}, \hat{\mathbf{k}}})}{k_{\text{iso}}/\sqrt{2}} = \left(\frac{k \sin(\theta_{\hat{\mathbf{b}}, \hat{\mathbf{k}}})}{k_{\text{iso}}/\sqrt{2}} \right)^{\alpha} \Rightarrow k^{1-\alpha} = \left(\frac{k_{\text{iso}}}{\sqrt{2}} \right)^{1-\alpha} \cos(\theta_{\hat{\mathbf{b}}, \hat{\mathbf{k}}})^{-1} \sin(\theta_{\hat{\mathbf{b}}, \hat{\mathbf{k}}})^{\alpha}, \quad (\text{S2})$$

so that at $\theta_{\hat{\mathbf{b}}, \hat{\mathbf{k}}}^* = 45^{\circ}$, $\sin(\theta_{\hat{\mathbf{b}}, \hat{\mathbf{k}}}^*) = \cos(\theta_{\hat{\mathbf{b}}, \hat{\mathbf{k}}}^*) = 1/\sqrt{2}$, we have,

$$k^{1-\alpha} = \left(\frac{k_{\text{iso}}}{\sqrt{2}} \right)^{1-\alpha} (\sqrt{2})^{1-\alpha} = (k_{\text{iso}})^{1-\alpha} \quad (\text{S3})$$

so we have recovered the isotropic scale $k = k_{\text{iso}}$ where $k_{\perp} = k_{\parallel}$. Writing the wavenumber model

$$k = \frac{k_{\text{iso}}}{\sqrt{2}} \cos(\theta_{\hat{\mathbf{b}}, \hat{\mathbf{k}}})^{1/(\alpha-1)} \sin(\theta_{\hat{\mathbf{b}}, \hat{\mathbf{k}}})^{\alpha/(1-\alpha)}. \quad (\text{S4})$$

This Eq. appears as number 3 of the Letter. Here k depends on $\theta_{\hat{\mathbf{b}}, \hat{\mathbf{k}}}$ parametrised by $\alpha \in [0, 1)$, k_{iso} . Eq. S4 can be inverted on $\theta_{\hat{\mathbf{b}}, \hat{\mathbf{k}}} \in [0, 90^{\circ})$ for k .

The wavenumber model is also used in the derivation of Eq. 6 of the Letter. Just above Eq. 6, in the text of the Letter, the relation,

$$k_{\parallel}^{\text{trans}} \lambda_{\text{mfp}}^{\text{eff}} = v_{\text{th}}^{\text{p}}/c_{\text{s}}, \quad (\text{S5})$$

is argued to define $k_{\parallel}^{\text{trans}}$, which can be compared to measurements with the full wavenumber k^{trans} . Using the model (Eq. S4) to write,

$$\frac{v_{\text{th}}^{\text{p}}}{c_{\text{s}} \lambda_{\text{mfp}}^{\text{eff}}} = k^{\text{trans}} \cos(\theta_{\hat{\mathbf{b}}, \hat{\mathbf{k}}}^{\text{trans}}) = \frac{k_{\text{iso}}}{\sqrt{2}} \tan(\theta_{\hat{\mathbf{b}}, \hat{\mathbf{k}}}^{\text{trans}})^{\alpha/(1-\alpha)}. \quad (\text{S6})$$

Solving for $\theta_{\mathbf{b},\mathbf{k}}^{\text{trans}}$,

$$\theta_{\mathbf{b},\mathbf{k}}^{\text{trans}} = \arctan\left\{\left[\frac{\sqrt{2}v_{\text{th}}^{\text{p}}}{c_{\text{s}} k_{\text{iso}} \lambda_{\text{mfp}}^{\text{eff}}}\right]^{(1-\alpha)/\alpha}\right\}. \quad (\text{S7})$$

Now, k^{trans} can be written,

$$k^{\text{trans}} = \frac{k_{\text{iso}}}{\sqrt{2}} \cos(\theta_{\mathbf{b},\mathbf{k}}^{\text{trans}})^{1/\alpha-1} \sin(\theta_{\mathbf{b},\mathbf{k}}^{\text{trans}})^{\alpha/1-\alpha}. \quad (\text{S8})$$

Using the trigonometric identities,

$$\cos(\arctan(x)) = \frac{1}{\sqrt{1+x^2}}, \quad \sin(\arctan(x)) = \frac{x}{\sqrt{1+x^2}}, \quad (\text{S9})$$

yields,

$$k^{\text{trans}} = \frac{k_{\text{iso}}}{\sqrt{2}} \left(\frac{1}{\sqrt{1+\chi^2}}\right)^{1/\alpha-1} \left(\frac{\chi}{\sqrt{1+\chi^2}}\right)^{\alpha/1-\alpha}. \quad (\text{S10})$$

Where,

$$\chi = \left[\frac{\sqrt{2}v_{\text{th}}^{\text{p}}}{c_{\text{s}} k_{\text{iso}} \lambda_{\text{mfp}}^{\text{eff}}}\right]^{(1-\alpha)/\alpha} \quad (\text{S11})$$

which simplifies to,

$$k^{\text{trans}} = \frac{k_{\text{iso}}}{\sqrt{2}} \chi^{\alpha/(1-\alpha)} \sqrt{1+\chi^2}. \quad (\text{S12})$$

Now inserting χ ,

$$k^{\text{trans}} = \frac{v_{\text{th}}^{\text{p}}}{c_{\text{s}} \lambda_{\text{mfp}}^{\text{eff}}} \sqrt{1 + \left[\frac{2(v_{\text{th}}^{\text{p}})^2}{c_{\text{s}}^2 k_{\text{iso}}^2 (\lambda_{\text{mfp}}^{\text{eff}})^2}\right]^{(1-\alpha)/\alpha}}. \quad (\text{S13})$$

This appears as Eq. 6 of the letter.

WEIGHTED GEOMETRIC STATISTICS

Following Refs. [63, 64]. For the i th observation x_i , the geometric mean is,

$$\mu_{\text{g}}^x = \exp\left\{\frac{1}{n} \sum_i^n \ln|x_i|\right\}, \quad (\text{S14})$$

where n is the number of observations. It is noted that,

$$\ln|\mu_{\text{g}}^x| = \frac{1}{n} \sum_i^n \ln|x_i| = \text{E}_{\text{a}}(\ln|x_i|), \quad (\text{S15})$$

where the operator,

$$\text{E}_{\text{a}} = \frac{1}{n} \sum_i^n, \quad (\text{S16})$$

is the arithmetic expectation value, so that the natural logarithm of the geometric mean is the arithmetic expectation of the natural logarithm of the observations. If the observations have unnormalized weights w_i , the weighted geometric mean,

$$\mu_{\text{w.g.}}^x = \exp\left\{\sum_i^n \frac{w_i \ln|x_i|}{\sum_i^n w_i}\right\}, \quad (\text{S17})$$

which reduces to the geometric mean if $w_i = 1 \forall i$. The same applies for the expectation values,

$$\ln|\mu_{\text{w.g.}}^x| = \sum_i^n \frac{w_i \ln|x_i|}{\sum_i^n w_i} = E_{\text{w.a.}}(\ln|x_i|), \quad (\text{S18})$$

where,

$$E_{\text{w.a.}} = \frac{1}{n} \sum_i^n \frac{w_i}{\sum_i^n w_i}, \quad (\text{S19})$$

is the weighted arithmetic expectation operator. The arithmetic covariance matrix is,

$$(\sigma_{\text{a}}^{x,y})^2 = E_{\text{a}}[(x_i - E_{\text{a}}(x_i))(y_i - E_{\text{a}}(y_i))], \quad (\text{S20})$$

It follows then that the weighted geometric covariance matrix,

$$\ln|(\sigma_{\text{w.g.}}^{x,y})^2| = E_{\text{w.a.}}[(X_i - E_{\text{w.a.}}(X_i))(Y_i - E_{\text{w.a.}}(Y_i))], \quad (\text{S21})$$

where $X_i = \ln|x_i|$, giving,

$$(\sigma_{\text{w.g.}}^{x,y})^2 = \exp\left\{\frac{1}{\sum_i^n w_i} \sum_i^n w_i \ln\left|\frac{x_i}{\mu_{\text{w.g.}}^x}\right| \ln\left|\frac{y_i}{\mu_{\text{w.g.}}^y}\right|\right\}. \quad (\text{S22})$$

The confidence interval for the arithmetic statistics,

$$\mu_{\text{a}}^x \pm \sigma_{\text{a}}^{x,x} \Rightarrow \text{CI}_{\text{a}}^x = [\mu_{\text{a}}^x - \sigma_{\text{a}}^{x,x}, \mu_{\text{a}}^x + \sigma_{\text{a}}^{x,x}], \quad (\text{S23})$$

where CI_{a}^x is the arithmetic confidence interval. For the two sigma geometric confidence,

$$\ln|\mu_{\text{w.g.}}^x| \pm \ln|(\sigma_{\text{w.g.}}^{x,x})^2| = \begin{cases} \ln|\mu_{\text{w.g.}}^x (\sigma_{\text{w.g.}}^{x,x})^2|, & + \\ \ln|\mu_{\text{w.g.}}^x / (\sigma_{\text{w.g.}}^{x,x})^2|, & - \end{cases} \Rightarrow \text{CI}_{\text{w.g.}}^x = [\mu_{\text{w.g.}}^x (\sigma_{\text{w.g.}}^{x,x})^2, \mu_{\text{w.g.}}^x / (\sigma_{\text{w.g.}}^{x,x})^2], \quad (\text{S24})$$

where $\text{CI}_{\text{w.g.}}^x$ is the weighted geometric confidence interval. The statistics detailed here are used to calculate the main results of the Letter, which are reported in Table 1. In the Letter, the subscripts w.g. has been dropped.

In the Letter it is stated that the methods used to measure the three unobserved parameters $\alpha, k_{\text{iso}}, \lambda_{\text{mfp}}^{\text{eff}}$ has been repeated for the measurables $C_{\perp}, C_{\parallel}, A_{\perp}, A_{\parallel}$. The left column of Fig S1 displays the statistics. The means and confidence intervals are consistent among all the measurements, and so the combined statistics are reported in the Letter.

The right column of Fig. S1 shows the normalized weighted geometric covariance between the model parameters,

$$(\hat{\sigma}_{\text{w.g.}}^{x,y})^2 = \frac{(\sigma_{\text{w.g.}}^{x,y})^2}{\sigma_{\text{w.g.}}^{x,x} \sigma_{\text{w.g.}}^{y,y}}. \quad (\text{S25})$$

They are consistent with each other, so that only the combined statistics are reported in the Letter.

COLLISION LENGTH AND TIME-SCALES

Following Refs. [10, 11] the Spitzer-Härm proton-proton collision frequency for a proton-electron plasma with $T_{\text{p}} \leq T_{\text{e}}$, where T_{p} (T_{e}) is the proton (electron) temperature, where the inequality sign is the typical case for the solar wind plasma, is written,

$$\nu_{\text{p,p}}^{\text{SH}} = 4.8 \times 10^{-8} n_{\text{p}} (k_{\text{B}} T_{\text{p}})^{-3/2} \Lambda \text{ s}^{-1}, \quad (\text{S26})$$

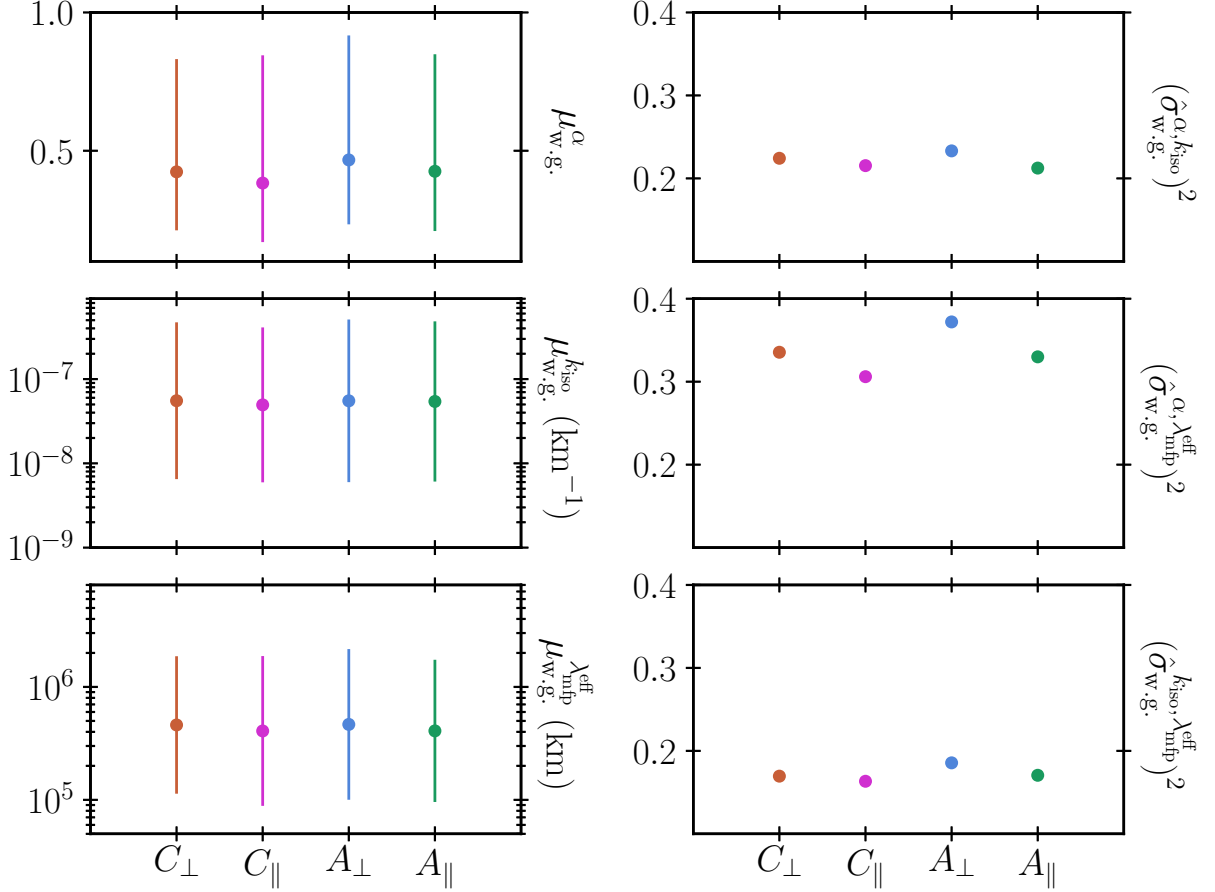


FIG. S1. The weighted geometric mean (Eq. S18) are plotted on the left column as circles. The confidence interval (Eq. S24) is plotted as a vertical line. The right column are the non-diagonal terms of the normalised weighted covariance matrix (Eq. S25).

where n_p (cm^{-3}) is the proton number density, $k_B T_p$ is in eV and the Coulomb logarithm is $\ln|\Lambda|$. The Coulomb logarithm for proton-proton collisions,

$$\Lambda = 23 - \ln \left| \frac{\sqrt{2n_p}}{T_p^{3/2}} \right|. \quad (\text{S27})$$

The dataset described in section *Measurements* of the Letter provides the following averages,

$$n_p = 5.33 \text{ (cm}^{-3}\text{)}, \quad (\text{S28})$$

$$T_p = 30.0 \text{ (eV)}, \quad (\text{S29})$$

$$v_{th}^p = 48.3 \text{ (km/s)}, \quad (\text{S30})$$

where the proton thermal speed is v_{th}^p . With these measurements we calculate,

$$\nu_{p,p}^{SH} = 4.23 \times 10^{-7} \text{ (s}^{-1}\text{)}, \quad (\text{S31})$$

$$\lambda_{mfp}^{SH} = v_{th}^p / \nu_{p,p}^{SH} = 1.14 \times 10^8 \text{ (km)}, \quad (\text{S32})$$

where λ_{mfp}^{SH} is the Spitzer-Härm proton-proton mean-free-path.

LINEAR COLLISIONAL-KINETIC MAGNETOHYDRODYNAMIC

In this section the eigenvalue problem that is solved to report all numerical quantities is detailed. The kinetic magnetohydrodynamic equations are found in Ref. [52]. The collision operator is the Bhatnagar-Gross-Krook [BGK]

introduced in the research article Ref. [49]. This form of equations, now called KMHD-BGK, which appears in Ref. [50], has been studied previously because they offer a linear closure scheme that incorporates Landau/Barnes damping and collisions or a relaxation processes. In Ref. [51] they show the dispersion relations produced from the KMHD-BGK equations transition from collisional (fluid) to collisionless wave mode solutions, which is the primary purpose of our study.

The equations are introduced in Section , linearized and Fourier analyzed in Section , and written as a linear homogenous system of equations in Section . This can be solved with a numerical treatment of the plasma dispersion function and a numerical algorithm for eigenvalue problems. Solutions to these equations form the numerical treatment in the Letter.

Overview of equations

Beginning with the Vlasov equations and transforming the coordinates into a new velocity frame $v_i \rightarrow w_i = v_i - u_i^s(t, \mathbf{r})$ shifted by the species “s” bulk velocity $u_i^s(t, \mathbf{r})$ it can be shown that a gyrotropic distribution function $f_s = f_s(\mathbf{x}, \mathbf{w}, t)$ will evolve according to,

$$\left\{ \frac{\partial}{\partial t} + (\hat{b}_i w_{\parallel} + u_i^s) \frac{\partial}{\partial x_i} + \frac{w_{\perp}^2}{2} \frac{\partial \hat{b}_i}{\partial x_i} \frac{\partial}{\partial w_{\parallel}} + \left[\frac{q_s}{m_s} E_{\parallel} - \hat{b}_i \left(\frac{\partial u_i^s}{\partial t} + u_j^s \frac{\partial u_i^s}{\partial x_j} \right) \right] \left(\frac{\partial}{\partial w_{\parallel}} + \frac{w_{\parallel}}{w} \frac{\partial}{\partial w} \right) - \frac{w_{\perp}^2}{2w} \frac{\partial u_i^s}{\partial x_i} \frac{\partial}{\partial w} + \hat{b}_i \hat{b}_j \frac{\partial u_i^s}{\partial x_j} \left[\left(\frac{w_{\perp}^2}{2} - w_{\parallel}^2 \right) \frac{1}{w} \frac{\partial}{\partial w} - w_{\parallel} \frac{\partial}{\partial w_{\parallel}} \right] \right\} f_s = -\nu_s [f_s - F_s]. \quad (\text{S33})$$

Index notation is used so that the dot product appears as $a_i b_i$ which implies a sum over i . The quantities here are the normalized magnetic field vector $\hat{b}_i = b_i/|b_i|$, the parallel (perpendicular) peculiar velocity in the guiding center frame $w_{\parallel} = w_i \hat{b}_i$ ($w_{\perp} = \sqrt{w_i^2 - w_{\parallel}^2}$) and the parallel electric field E_{\parallel} . The equilibrium distribution function,

$$F_s = n_s \left(\frac{m_s n_s}{2\pi p_s} \right)^{3/2} \exp \left\{ - \frac{m_s n_s}{2p_s} (v - u_{\parallel}^s)^2 \right\}, \quad (\text{S34})$$

is assumed to be Maxwellian. The quantities here are the density n_s , mass m_s , and scalar pressure $\delta_{ij} p_{ij}^s$, where δ_{ij} is the Kronecker delta and p_{ij}^s is the pressure tensor. The right hand side of Eqn. S33 is the BGK operator where ν_s is the effective collision frequency. Changing variables from $w_{\parallel}, w \rightarrow w_{\parallel}, w_{\perp}^2/2|b_i|$ reveals the more familiar form of the drift kinetic equation.

These equations are accompanied by the 0th and 1st moments of the drift kinetic equation,

$$\frac{\partial}{\partial t} n_s + \frac{\partial}{\partial x_i} n_s u_i^s = 0 \quad (\text{S35})$$

$$m_s n_s \left(\frac{\partial}{\partial t} + u_j^s \frac{\partial}{\partial x_j} \right) u_i^s + \frac{\partial}{\partial x_j} p_{ij}^s - q_s n_s \left(E_i + \frac{1}{c} \epsilon_{ijk} u_j^s b_k \right) = 0, \quad (\text{S36})$$

where the quantities are charge q_s , electric field vector E_i , speed of light c , and the Levi-Civita tensor ϵ_{ijk} . The momentum equation is summed over species $s = p, e$ (protons, electrons) so that the electric field can be eliminated with the quasi-neutrality assumption $n_p = n_e = n$. After using the smallness of the mass ratio m_e/m_p (electron mass / proton mass) to eliminate electron inertia terms, Eq. S36 becomes,

$$m_p n \left(\frac{\partial}{\partial t} + u_j^p \frac{\partial}{\partial x_j} \right) u_i^p + \frac{\partial}{\partial x_j} (p_{ij}^p + p_{ij}^e) - \frac{1}{c} \epsilon_{ijk} J_j b_k = 0 \quad (\text{S37})$$

where the definition of the current arises, $J_i = q_p n_p u_i^p + q_e n_e u_i^e$. The ideal Ohm's Law,

$$E_i = \epsilon_{ijk} u_j^p b_k. \quad (\text{S38})$$

Inserting into Faraday's Law and simplifying,

$$\frac{\partial}{\partial t} b_i = b_j \frac{\partial}{\partial x_j} u_j^p - \frac{\partial}{\partial x_j} u_j^p b_i \quad (\text{S39})$$

giving the induction equation. Using the normalizations in Section and taking the speed of light to be much larger than the Alfvén velocity we can write the current as,

$$J_i = \epsilon_{ijk} \frac{\partial}{\partial x_j} b_k, \quad (\text{S40})$$

giving the total momentum equation,

$$m_p n \left(\frac{\partial}{\partial t} + u_j^p \frac{\partial}{\partial x_j} \right) u_i^p + \frac{\partial}{\partial x_j} (p_{ij}^p + p_{ij}^e) + \frac{1}{c} \left(b_j \frac{\partial}{\partial x_i} b_j - b_j \frac{\partial}{\partial x_j} b_i \right) = 0. \quad (\text{S41})$$

With the quasi-neutrality condition,

$$n_p = n_e, \quad (\text{S42})$$

our equations can be closed by linearizing them and taking density and pressure moments of the drift kinetic equation.

Linearization and Fourier Analysis

The perturbations we use,

$$b_i = b'_i + B \hat{b}_i \quad (\text{S43})$$

$$E_{\parallel} = E'_{\parallel} \quad (\text{S44})$$

$$u_i^s = u_i^{s'} \quad (\text{S45})$$

$$f_s = f'_s + F_s \quad (\text{S46})$$

$$n_s = n_0^s + n'_s \rightarrow n^s + n'^s \quad (\text{S47})$$

$$p_{\perp} = p_{\perp,0}^s + p_{\perp}^{s'} \rightarrow p_{\perp}^s + p_{\perp}^{s'} \quad (\text{S48})$$

$$p_{\parallel} = p_{\parallel,0}^s + p_{\parallel}^{s'} \rightarrow p_{\parallel}^s + p_{\parallel}^{s'}. \quad (\text{S49})$$

where the primed variables are the fluctuations about the unprimed variables (background). The background electric field has been ordered out and we are in the guiding center frame so the background velocity field is zero. The Fourier ansatz in space and time,

$$f'_s(x_{\perp}, x_{\parallel}, v_{\parallel}, v, t) = \tilde{f}_s(v_{\parallel}, v, t) \exp\{i(k_{\perp} x_{\perp} + k_{\parallel} x_{\parallel} - \omega t)\} \quad (\text{S50})$$

$$b'_i(x_{\perp}, x_{\parallel}, t) = \tilde{b}_i \exp\{i(k_{\perp} x_{\perp} + k_{\parallel} x_{\parallel} - \omega t)\} \quad (\text{S51})$$

$$u_i^{s'}(x_{\perp}, x_{\parallel}, t) = \tilde{u}_i \exp\{i(k_{\perp} x_{\perp} + k_{\parallel} x_{\parallel} - \omega t)\} \quad (\text{S52})$$

$$E'_{\parallel}(x_{\perp}, x_{\parallel}, t) = \tilde{E}_{\parallel} \exp\{i(k_{\perp} x_{\perp} + k_{\parallel} x_{\parallel} - \omega t)\} \quad (\text{S53})$$

$$\tilde{n}_s(x_{\perp}, x_{\parallel}, t) = \int d^3 w \tilde{f}_s(x_{\perp}, x_{\parallel}, w_{\parallel}, w, t) \quad (\text{S54})$$

$$\tilde{p}_{\perp}^s(x_{\perp}, x_{\parallel}, t) = \frac{m_s}{2} \int d^3 v w_{\perp}^2 \tilde{f}_s(x_{\perp}, x_{\parallel}, w_{\parallel}, w, t) \quad (\text{S55})$$

$$\tilde{p}_{\parallel}^s(x_{\perp}, x_{\parallel}, t) = m_s \int d^3 w w_{\parallel}^2 \tilde{f}_s(x_{\perp}, x_{\parallel}, w_{\parallel}, w, t) \quad (\text{S56})$$

where the wavenumber $k_i = \delta_{i\perp} k_{\perp} + \delta_{i\parallel} k_{\parallel}$ and complex frequency ω have been introduced. The Fourier amplitude of the perturbed distribution function,

$$\begin{aligned} \tilde{f}_s = & \frac{1}{i(-\omega + k_{\parallel} w_{\parallel} - i\nu_s)} \left(\frac{n_s q_s}{p_s} \tilde{E}_{\parallel} w_{\parallel} F_s - i\omega \frac{m_s n_s}{p_s} \frac{\tilde{b}_{\parallel}}{B} F_s \frac{w_{\perp}^2}{2} \right) \\ & - \frac{i\nu_s}{(-\omega + k_{\parallel} w_{\parallel} - i\nu_s)} \frac{m_s n_s}{p_s} w_{\parallel} \tilde{u}_{\parallel}^s F_s - \frac{m_s n_s}{p_s} w_{\parallel} \tilde{u}_{\parallel}^s F_s \\ & + \frac{\nu_s}{i(-\omega + k_{\parallel} w_{\parallel} - i\nu_s)} F_s \left\{ \frac{\tilde{n}_s}{n_s} \left[\frac{5}{2} - \frac{m_s n_s}{2p_s} w^2 \right] + \frac{\tilde{p}_{\perp}^s}{p_s} \left[\frac{m_s n_s}{2p_s} w^2 - \frac{3}{2} \right] + \frac{m_s n_s}{p_s} w_{\parallel} \tilde{u}_{\parallel}^s \right\}. \end{aligned} \quad (\text{S57})$$

This will be integrated for the pressure and density fluctuations. The continuity equation (Eqn. S35) is linearized and Fourier analyzed to produce,

$$-i\omega\tilde{n} + in(k_{\perp}\tilde{u}_{\perp}^p + k_{\parallel}\tilde{u}_{\parallel}^p) = 0. \quad (\text{S58})$$

The continuity equation is necessary for only the protons $s = p$. The total momentum equation is linearized, Fourier analyzed, and then projected onto the directions perpendicular and parallel to the magnetic field.,

$$\omega m_p n \tilde{u}_{\parallel}^p = k_{\parallel}(\tilde{p}_{\parallel}^p + \tilde{p}_{\parallel}^e) \quad (\text{S59})$$

$$m_p n \omega \tilde{u}_{\perp}^p = k_{\perp} \tilde{p}_{\perp}^p + k_{\perp} \tilde{p}_{\perp}^e + \frac{B}{4\pi}(k_{\perp} \tilde{b}_{\parallel} - k_{\parallel} \tilde{b}_{\perp}) \quad (\text{S60})$$

where the result here is for a Maxwellian background distribution function (isotropic). The velocity components are,

$$u_{\parallel}^s = \hat{b}_i u_i^s, \quad u_{\perp}^s = |u_j^s(\delta_{ij} u_i - \hat{b}_i \hat{b}_j)|, \quad (\text{S61})$$

and the gyrotropic pressure,

$$p_{ij}^s = p_{\perp}^s(\delta_{ij} - \hat{b}_i \hat{b}_j) + p_{\parallel}^s \hat{b}_i \hat{b}_j \quad (\text{S62})$$

$$p_{\perp}^s = \frac{1}{2} p_{ij}^s(\delta_{ij} - \hat{b}_i \hat{b}_j), \quad p_{\parallel}^s = p_{ij}^s \hat{b}_i \hat{b}_j. \quad (\text{S63})$$

Following the same procedure on the induction equation,

$$\omega \tilde{b}_{\perp} = -B k_{\parallel} \tilde{u}_{\perp}^p \quad (\text{S64})$$

$$\omega \tilde{b}_{\parallel} = B k_{\perp} \tilde{u}_{\perp}^p, \quad (\text{S65})$$

To close the system of equations we need equations for $\tilde{p}_{\perp}^s, \tilde{p}_{\parallel}^s, \tilde{n}_s$ for protons and electrons which will be produced by taking the appropriate moments of Eqn. S57. Taking the moments and rearranging produces,

$$\frac{\tilde{n}_s}{n_s} - \frac{\tilde{p}_{\perp}^s}{p_s} = \frac{\omega}{|k_{\parallel}| v_s} \frac{\tilde{b}_{\parallel}}{B} Z(\zeta_s) - i \frac{\nu_s}{v_s |k_{\parallel}|} \frac{\tilde{n}_s}{n_s} Z(\zeta_s) + i \frac{\nu_s}{v_s |k_{\parallel}|} \frac{\tilde{p}_{\parallel}^s}{p_s} Z(\zeta_s) \quad (\text{S66})$$

$$\begin{aligned} [1 + 2\zeta_s^2 \mathcal{R}(\zeta_s)] \frac{\tilde{n}_s}{n_s} - \mathcal{R}(\zeta_s) \frac{\tilde{p}_{\parallel}^s}{p_s} &= \frac{\omega}{|k_{\parallel}| v_s} \frac{\tilde{b}_{\parallel}}{B} [2\zeta_s \mathcal{R}(\zeta_s) - Z(\zeta_s)] \\ &+ i \frac{3}{2} \frac{\nu_s}{v_s |k_{\parallel}|} \frac{\tilde{n}_s}{n_s} [2\zeta_s \mathcal{R}(\zeta_s) - Z(\zeta_s)] + i \frac{1}{2} \frac{\nu_s}{|k_{\parallel}| v_s} \left(\frac{2}{3} \frac{\tilde{p}_{\perp}^s}{p_s} + \frac{1}{3} \frac{\tilde{p}_{\parallel}^s}{p_s} \right) [Z(\zeta_s) - 2\zeta_s \mathcal{R}(\zeta_s)] \end{aligned} \quad (\text{S67})$$

where the plasma dispersion function is written as $Z(\zeta_s)$ appearing in the quantity $\mathcal{R}(\zeta_s) = 1 + \zeta_s Z(\zeta_s)$. The argument,

$$\zeta_s = \frac{1}{k_{\parallel} v_s} (\omega + i\nu_s), \quad (\text{S68})$$

where v_s is the species thermal speed, ζ_s is the location of the pole in complex space.

Normalization and eigen-equations

Now we introduce the normalizations

$$\begin{aligned} \nu &\rightarrow \nu \omega_p, \quad \tilde{n} \rightarrow \tilde{n} n_0, \quad \tilde{u}_{\alpha} \rightarrow \tilde{u}_{\alpha} v_s, \quad \omega \rightarrow \omega \omega_p, \\ \tilde{b}_{\alpha} &\rightarrow \tilde{b}_{\alpha} B, \quad \tilde{p}_{\alpha}^s \rightarrow \tilde{p}_{\alpha}^s p_B, \quad k_{\alpha} \rightarrow k_{\alpha} v_s^{-1} \omega_p \end{aligned} \quad (\text{S69})$$

where $\alpha = \perp, \parallel$ and we introduced the plasma frequency $\omega_p = (4\pi n q_s^2 / m_p)^{1/2}$, the Alfvén speed $v_a = B / (4\pi n m_p)^{1/2}$, the thermal speed $v_s = (2k_B T_s / m_s)^{1/2}$ and the magnetic pressure $p_B = B^2 / 8\pi$. The temperature is defined $T_s =$

$p_s/n_s k_B$. The proton plasma beta $\beta^p = v_p^2/v_A^2 = p^p/p_B = 8\pi n k_B T_p/B^2$ where, $p^s = (2p_\perp^s + p_\parallel^s)/3$ is the background total pressure. Rewriting the equations we obtain,

$$\omega \tilde{u}_\perp + \frac{1}{\beta_p} (-k_\perp \tilde{b}_\parallel + k_\parallel \tilde{b}_\perp) - \frac{k_\perp}{2\beta_p} (\tilde{p}_\perp^p + \tilde{p}_\perp^e) = 0 \quad (\text{S70})$$

$$\omega \tilde{u}_\parallel - \frac{k_\parallel}{2\beta_p} \tilde{p}_\parallel = 0 \quad (\text{S71})$$

$$\omega \tilde{b}_\perp + k_\parallel \tilde{u}_\perp = 0 \quad (\text{S72})$$

$$\omega \tilde{b}_\parallel - k_\perp \tilde{u}_\perp = 0 \quad (\text{S73})$$

$$\omega \tilde{n} - (k_\parallel \tilde{u}_\parallel + k_\perp \tilde{u}_\perp) = 0 \quad (\text{S74})$$

and the complex poles,

$$\zeta^p = \frac{\omega + \nu^p}{|k_\parallel| v_{th}^p} \rightarrow \frac{\omega + \nu^p}{|k_\parallel|} \quad (\text{S75})$$

$$\zeta^e = \frac{\omega + \nu^e}{|k_\parallel| v_{th}^e} \rightarrow \frac{\omega + \nu^e}{|k_\parallel|} \sqrt{\frac{T_0^p m_e}{T_0^e m_p}} \quad (\text{S76})$$

The pressure normalizes as $\tilde{p}_\alpha^s/p^s \rightarrow \tilde{p}_\alpha^s/\beta^s$ and the rest of the quantities are already normalized so we obtain,

$$\tilde{n} (1 + \zeta_\nu^s \mathcal{Z}^s) - \frac{\tilde{p}_\perp^s}{\beta^s} \left(1 + \frac{2}{3} \zeta_\nu^s \mathcal{Z}^s\right) - \tilde{b}_\parallel \zeta_\omega \mathcal{Z}^s - \frac{\tilde{p}_\parallel^s}{\beta^s} \zeta_\nu^s \mathcal{Z}^s \frac{1}{3} = 0 \quad (\text{S77})$$

$$\begin{aligned} \tilde{n} \left(1 + 2(\zeta^s)^2 \mathcal{R}^s + \frac{3}{2} \zeta_\nu^s (\mathcal{Z}^s - 2\zeta^s \mathcal{R}^s)\right) - \frac{\tilde{p}_\parallel^s}{\beta^s} \left(\mathcal{R}^s + \frac{1}{6} \zeta_\nu^s (\mathcal{Z}^s - 2\zeta^s \mathcal{R}^s)\right) \\ - \tilde{b}_\parallel \left(1 + 2(\zeta^s)^2 \mathcal{R}^s - \mathcal{R}^s + \zeta_\nu^s (\mathcal{Z}^s - 2\zeta^s \mathcal{R}^s)\right) - \frac{\tilde{p}_\perp^s}{\beta^s} \frac{1}{3} \zeta_\nu^s (\mathcal{Z}^s - 2\zeta^s \mathcal{R}^s) = 0 \end{aligned} \quad (\text{S78})$$

Now we can write the linear system of equations,

$$\begin{bmatrix} \omega & 0 & k_\parallel/\beta_p & -k_\perp/\beta_p & 0 & -k_\perp/2\beta_p & 0 & -k_\perp/2\beta_p & 0 \\ 0 & \omega & 0 & 0 & 0 & 0 & -k_\parallel/2\beta_p & 0 & -k_\parallel/2\beta_p \\ k_\parallel & 0 & \omega & 0 & 0 & 0 & 0 & 0 & 0 \\ -k_\perp & 0 & 0 & \omega & 0 & 0 & 0 & 0 & 0 \\ -k_\perp & -k_\parallel & 0 & 0 & \omega & 0 & 0 & 0 & 0 \\ 0 & 0 & 0 & \mathcal{A}_{64}^p & \mathcal{A}_{65}^p & \mathcal{A}_{66}^p & \mathcal{A}_{67}^p & 0 & 0 \\ 0 & 0 & 0 & \mathcal{A}_{74}^p & \mathcal{A}_{75}^p & \mathcal{A}_{76}^p & \mathcal{A}_{77}^p & 0 & 0 \\ 0 & 0 & 0 & \mathcal{A}_{64}^e & \mathcal{A}_{65}^e & 0 & 0 & \mathcal{A}_{66}^e & \mathcal{A}_{67}^e \\ 0 & 0 & 0 & \mathcal{A}_{74}^e & \mathcal{A}_{75}^e & 0 & 0 & \mathcal{A}_{76}^e & \mathcal{A}_{77}^e \end{bmatrix} \begin{bmatrix} \tilde{u}_\perp \\ \tilde{u}_\parallel \\ \tilde{b}_\perp \\ \tilde{b}_\parallel \\ \tilde{n} \\ \tilde{p}_\perp^p \\ \tilde{p}_\parallel^p \\ \tilde{p}_\perp^e \\ \tilde{p}_\parallel^e \end{bmatrix} = \begin{bmatrix} 0 \\ 0 \\ 0 \\ 0 \\ 0 \\ 0 \\ 0 \\ 0 \\ 0 \end{bmatrix} \quad (\text{S79})$$

where we have defined,

$$\mathcal{A}_{64}^s = -\zeta_\omega \mathcal{Z}^s \quad (\text{S80})$$

$$\mathcal{A}_{65}^s = 1 + \zeta_\nu^s \mathcal{Z}^s \quad (\text{S81})$$

$$\mathcal{A}_{66}^s = -\frac{1}{\beta^s} \left(1 + \frac{2}{3} \zeta_\nu^s \mathcal{Z}^s\right) \quad (\text{S82})$$

$$\mathcal{A}_{67}^s = -\frac{\zeta_\nu^s \mathcal{Z}^s}{3\beta^s} \quad (\text{S83})$$

$$\mathcal{A}_{74}^s = -\left(1 + 2(\zeta^s)^2 \mathcal{R}^s - \mathcal{R}^s + \zeta_\nu^s (\mathcal{Z}^s - 2\zeta^s \mathcal{R}^s)\right) \quad (\text{S84})$$

$$\mathcal{A}_{75}^s = \left(1 + 2(\zeta^s)^2 \mathcal{R}^s + \frac{3}{2} \zeta_\nu^s (\mathcal{Z}^s - 2\zeta^s \mathcal{R}^s)\right) \quad (\text{S85})$$

$$\mathcal{A}_{76}^s = -\frac{1}{3\beta^s} \zeta_\nu^s (\mathcal{Z}^s - 2\zeta^s \mathcal{R}^s) \quad (\text{S86})$$

$$\mathcal{A}_{77}^s = -\frac{1}{\beta^s} \left(\mathcal{R}^s + \frac{1}{6} \zeta_\nu^s (\mathcal{Z}^s - 2\zeta^s \mathcal{R}^s)\right) \quad (\text{S87})$$

This system of equations can be solved with a numerical recipe for the plasma dispersion function and a numerical root finder. This system of equations provide the numerical solutions used in the analysis that provide the main results of the Letter.

The electron response is modelled with the kinetic equation. The ratio of the species mean-free-paths arises when parametrising this model. In the Letter it is quoted to be $\lambda_{\text{mfp}}^{\text{eff}}/\lambda_{\text{mfp,electrons}}^{\text{eff}} = 5$. This reflects the fact the electron gyroscale is much smaller than the protons. Regarding the numerical code, when increasing the ratio $\lambda_{\text{mfp}}^{\text{eff}}/\lambda_{\text{mfp,electrons}}^{\text{eff}}$ from a value of 1, the dispersion relations do not change drastically, but by about 7, the root finding algorithm begins to fail or the null space of the matrix is not small. Therefore, we kept the parameter to be 5.