

Prethermal nematic order and staircase heating in a driven frustrated Ising magnet with dipolar interactions

Hui-Ke Jin,¹ Andrea Pizzi,^{2,3} and Johannes Knolle^{1,4,5}

¹*Department of Physics, Technische Universität München TQM, James-Frank-Strasse 1, 85748 Garching, Germany*

²*Cavendish Laboratory, University of Cambridge, Cambridge CB3 0HE, United Kingdom*

³*Department of Physics, Harvard University, Cambridge, Massachusetts 02138 USA*

⁴*Munich Center for Quantum Science and Technology (MCQST), 80799 Munich, Germany*

⁵*Blackett Laboratory, Imperial College London, London SW7 2AZ, United Kingdom*

(Dated: November 15, 2022)

Many-body systems subject to a high-frequency drive can show intriguing thermalization behavior. Prior to heating to a featureless infinite-temperature state, these systems can spend an exponentially long time in prethermal phases characterized by various kinds of order. Here, we uncover the rich non-equilibrium phase diagram of a driven frustrated two-dimensional Ising magnet with competing short-range ferromagnetic and long-range dipolar interactions. We show that the ordered stripe and nematic phases, which appear in equilibrium as a function of temperature, underpin subsequent prethermal phases in a new multi-step heating process en route towards the ultimate heat death. We discuss implications for experiments on ferromagnetic thin films and other driving induced phenomena in frustrated magnets.

I. INTRODUCTION

Frustrated magnetism has been a central research area in condensed matter physics for many decades^{1–4}. Its defining feature is the presence of competing interactions leading to a (near) degeneracy of an extensive number of states. As a result, frustrated quantum models may host elusive quantum spin liquid ground states with topological order^{5–10}. Their equilibrium finite-temperature behavior may also display remarkably rich physics stemming from the competition between small energy scales and entropy, for example crossovers into classical spin liquids^{11,12}, liquid-gas like thermal phase transitions in spin ices^{13,14}, the entropic selection of order via the order-by-disorder mechanism^{15,16}, and different forms of nematic order^{17–22}.

More recently, non-equilibrium many-body physics has been a research area of immense interest partly because of the possibility to realise novel phases of matter beyond thermal equilibrium. As a prominent example, prethermal discrete time crystals (DTCs) have been recently predicted^{23–25} and observed²⁶ to break the time translational symmetry of a periodic Floquet drive over very long transient times. At the core of prethermal DTCs is the phenomenon of prethermalization^{27–36}, whereby energy absorption from a periodic drive is suppressed for large enough drive frequencies ω . These systems equilibrate to an effective thermal state with respect to an effective Hamiltonian and an effective temperature set by the initial states. From the viewpoint of driven magnetism, a prethermal DTC can be understood as a simple ordered ferromagnetic phase (of an unfrustrated effective Hamiltonian) at stroboscopic times. After an exponentially long time $\sim e^{c\omega}$ with c a constant, these systems melt into a featureless state akin to infinite temperature. Requiring only a high frequency drive, prethermalization is ideal for the investigation of non-equilibrium many-body physics in experiments^{37–39}.

Initially studied within a quantum formalism, prethermalization and prethermal DTCs have recently been established to also emerge classically^{40–46}, which greatly simplifies the in-

vestigation of these phenomena both beyond one-dimensional examples as well as in the presence of long-range interactions. With the possibility to explore the interplay of interaction range and dimensionality at hand, a natural question is whether novel prethermal phases as well as non-trivial heating dynamics may exist in many-body systems with competing interactions.

Here, we investigate prethermalization in a driven frustrated magnet. Concretely, we study a two-dimensional Ising model with competing ferromagnetic short-range and dipolar-like long-range interactions, see Fig. 1(a). The static model was first put forward as a minimal description of ultrathin magnetic films^{47–54}, in which the interplay of frustration and thermal fluctuations gives rise to a rich phase diagram hosting various kinds of magnetic orders^{55–63}. As shown in Fig. 1(b), it includes (in order of increasing temperature) a magnetic stripe phase with long-ranged orientational and magnetic order, a nematic phase that only breaks the lattice rotational symmetry, and a correlated paramagnetic (CP) regime preserving all of the allowed symmetries while displaying characteristic short-range correlations. More recently, magnetic thin films have also emerged as ideal experimental platforms for investigating non-equilibrium magnetic phenomena^{64–70}, for example realizing transient topological defects after ultrafast laser excitation⁷¹.

Turning to the driven setting for such a frustrated magnet, we uncover a rich non-equilibrium phase diagram. For initial states corresponding to low effective temperatures, we find a remarkable staircase heating process induced by the competition between subsequent prethermal stripe and nematic phases. In the regime of high initial effective temperature, this multi-step heating reduces to a one-step process and the prethermal nematic phase transforms to a symmetric CP phase. Finally, we discuss how these phenomena could be experimentally observed in magnetic thin films and speculate about other non-equilibrium phenomena in driven frustrated magnets.

The rest of this paper is organized as follows. In Sec. II, we present the dynamical Hamiltonian, formulate the equations

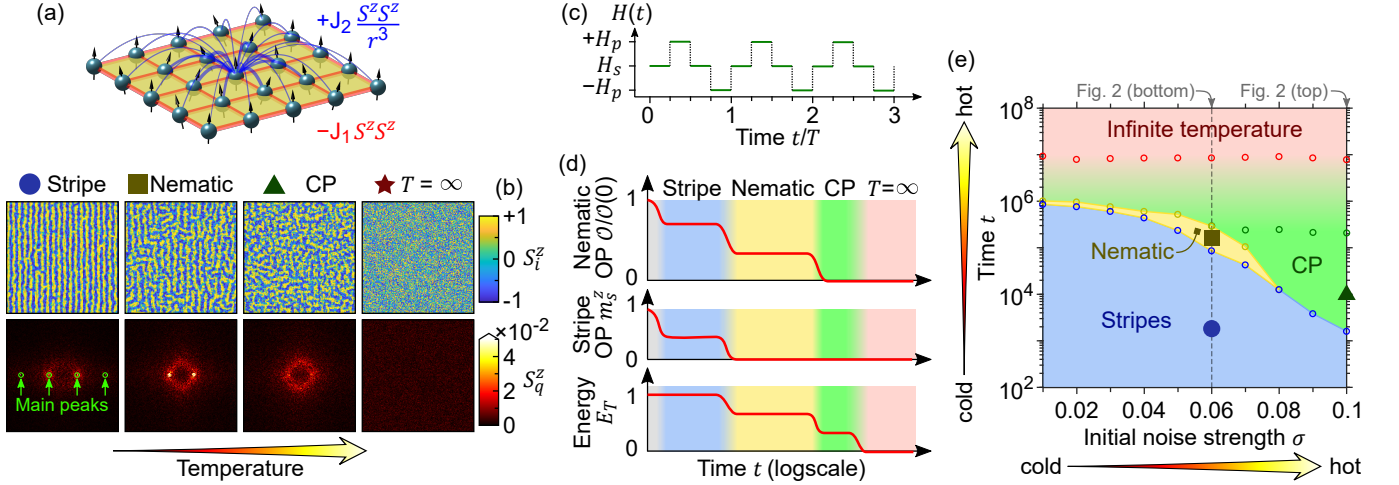


FIG. 1: **A two-dimensional, driven, frustrated magnet.** (a) Spins on a two-dimensional lattice interact via ferromagnetic nearest-neighbour (red) and long-range antiferromagnetic (blue) Ising couplings. (b) As a function of temperature T , the model has several equilibrium phases shown with representative spin configurations both in real (top) and momentum (bottom) space. In order of increasing T , we show the stripe, nematic, and correlated paramagnetic (CP) phases. Eventually, in the infinite temperature state the spins orientate randomly and become completely uncorrelated. (c) The system is periodically driven by alternating the interactions in H_s and a transverse field pulse in H_p , see Eq. (2). (d) Schematic dynamics of the orientational and stripe order parameters O and m_s^z , respectively, and energy E_T . At high drive frequency ω , the system can exhibit staircase heating: after an initial quick relaxation, the system first remains in a prethermal stripe regime ($m_s^z > 0$), then in a prethermal nematic one ($m_s^z = 0, O > 0$), and eventually in a CP ($m_s^z = O = 0, E_T > 0$) that adiabatically heats up to infinite temperature ($E_T = 0$). The energy difference between stripe and nematic phases have been schematically amplified to stress this transition. (e) Non-equilibrium phase diagram in the plane of initial noise strength σ and time t . The effective temperature of the system increases in the direction of both increasing σ , corresponding to higher initial effective temperatures, and t , corresponding to the dynamical heat up of the system through energy absorption. The dot, square, and triangle markers correspond to the configurations in (b). Here we used $L = 72$ [$L = 160$ in (b)], $J_1 = 1.55$ and $J_2 = 1$ ($W = 4$), $g = 0.46$, and $\omega = 1.1$.

of motion, and introduce observables and initial states. We discuss our main results in Sec. III. Finally, Sec. IV is devoted to a brief summary and discussion.

II. MODEL

We consider a system of L^2 classical spins $\mathbf{S}_i = (S_i^x, S_i^y, S_i^z)$, arranged on a square lattice of linear size L and described by the following static Hamiltonian

$$H_s = -\frac{J_1}{4} \sum_{\langle ij \rangle} S_i^z S_j^z + \frac{J_2}{\mathcal{N}} \sum_{i \neq j} \frac{1}{r_{i,j}^3} S_i^z S_j^z, \quad (1)$$

where J_1 and J_2 are the nearest-neighbor ferromagnetic and dipolar couplings, respectively, and $\mathcal{N} = \sum_{i=1}^{\mathcal{N}} (r_{1,i})^{-3}$ is a Kac-like normalization factor. The $O(3)$ spins \mathbf{S}_i with unitary modulus can be parameterized by a pair of polar and azimuthal angles (θ_i, ϕ_i) as $\mathbf{S}_i = (\sin \theta_i \cos \phi_i, \sin \theta_i \sin \phi_i, \cos \theta_i)$. The distance $r_{i,j}$ between sites i and j is taken to be $r_{ij} = \sum_{a=x,y} \frac{L_a}{\pi} \left| \tan \left(\frac{\pi(i_a - j_a)}{L_a} \right) \right|$, which implicitly implements periodic boundary conditions and reduces finite-size effect. Eq. (1) has two symmetries: the Z_2 symmetry associated to spin flips $S_j^z \rightarrow -S_j^z$, and the C_4 symmetry associated to lattice rotations by 90 degrees.

The presence of these symmetries gives rise to a rich equilibrium phase diagram. At temperatures much larger than

the bare exchange constants, the system develops characteristic short-range correlations while preserving all symmetries in the CP crossover regime. At zero temperature, the energy in Eq. (1) is minimized for spins aligned along z axis, which connects our model to the known results for Ising variables^{55–57,60–62}. In the absence of the short-range interaction, $J_1 = 0$, the system is in an antiferromagnetic phase that breaks the Z_2 symmetry while fulfilling the C_4 one. When J_1 and J_2 are comparable, the spins arrange in stripes that, on top of the Z_2 symmetry, also break the C_4 lattice rotational symmetry down to a C_2 one⁵⁷. The width W of the stripes scales as e^{J_1/J_2} , and the transition between the stripe and antiferromagnetic phases is found, for $T \rightarrow 0$, at $J_1/J_2 \approx 0.2$. Remarkably, at a moderately large temperature a third phase emerges, the nematic one, where the stripe magnetization is lost but nematic (meaning orientational) order persists^{60,62}.

We are interested in the study of the interplay between competing short- and long-range interactions in the non-equilibrium realm. To this end, we consider a periodically driven version of the model in Eq. (1), where the Hamiltonian H_s is alternated with transverse field pulses according to the following quaternary Floquet Hamiltonian, at frequency

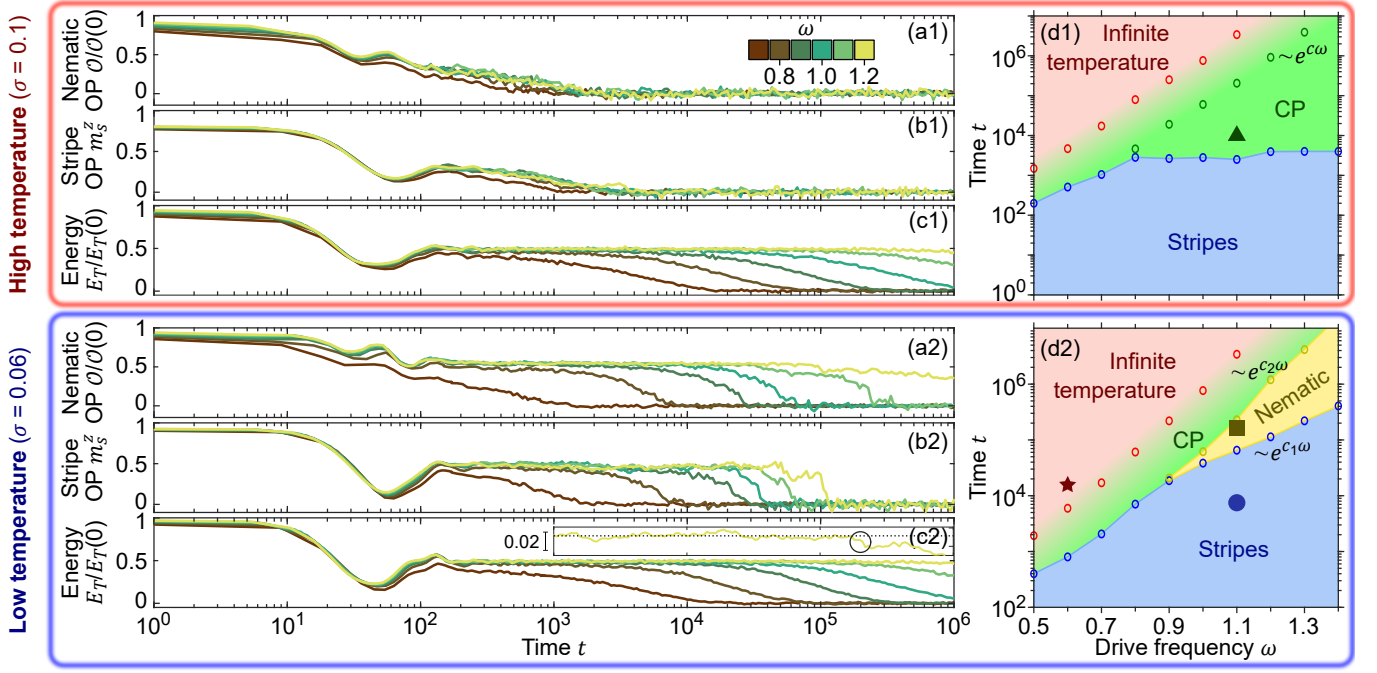


FIG. 2: **Diagnosing prethermal order.** From the temporal profiles of the order parameters at various drive frequencies ω (left) we map out the system's non-equilibrium phase diagrams (right). For a high-temperature initial condition (top, $\sigma = 0.1$) the orientational order parameter O (a1) and stripe magnetization m_s^z (b1) quickly and simultaneously decay to zero, while prethermalization is still imprinted on the relative energy E_T (c1), reaching its infinite-temperature value only after an exponentially long time $\sim e^{c\omega}$. The phase diagram (d1) shows an initial transient stripe regime followed a prethermal CP regime, beyond which the infinite-temperature regime is reached. In contrast, for low-temperature initial states (bottom, $\sigma = 0.06$), the system exhibits two prethermal plateaus: at large enough drive frequency ω , O (a2) and m_s^z (b2) remain finite over two timescales $\sim e^{c_2\omega}$ and $\sim e^{c_1\omega}$, respectively and with $c_2 > c_1$, indicating subsequent stripe and nematic prethermal phases. The energy (c2) also decays to 0 after an exponentially large time, and features two-plateau structure corresponding to the stripe to nematic transition emerging at large ω , as highlighted by the circle in the inset. The stripe and nematic prethermal phases characterize the dynamical phase diagram (d2). Note that the blue regime in (d1) and green regime in (d2) persist in a transient rather than prethermal manner. In (d1,d2), the markers correspond to the parameters used in plotting the spin configurations in Fig. 1(b). Here, $L = 72$, $J_1 = 1.55$ and $J_2 = 1$ ($W = 4$), and $g = 0.46$.

$\omega = 2\pi/\tau$ [see Fig. 1(c)]

$$H(t) = \begin{cases} H_s & \text{for } t \in [0, \tau/4) \\ H_p = +2\omega g \sum_i S_i^x & \text{for } t \in [\tau/4, \tau/2) \\ H_s & \text{for } t \in [\tau/2, 3\tau/4) \\ -H_p & \text{for } t \in [3\tau/4, \tau) \end{cases} \quad (2)$$

The effect of the transverse field is to rotate the spins around x axis by an angle πg (twice in each period, in opposite directions) which, given the parametrization ωg of the field strength, is irrespective of the frequency ω . The spin dynamics is described by standard Hamilton equations $\partial_t \mathbf{S}_i = \{\mathbf{S}_i, H(t)\}$, and can be analytically integrated as^{43,44}

$$\mathbf{S}_i(n\tau + \tau) = \begin{pmatrix} c_1 & -s_1 & 0 \\ s_1 c_2 & c_1 c_2 & s_2 \\ -s_1 s_2 & -c_1 s_2 & c_2 \end{pmatrix} \begin{pmatrix} c_1 & -s_1 & 0 \\ s_1 c_2 & c_1 c_2 & -s_2 \\ s_1 s_2 & c_1 s_2 & c_2 \end{pmatrix} \mathbf{S}_i(n\tau),$$

where $c_1 = \cos(\kappa_i \tau/4)$, $s_1 = \sin(\kappa_i \tau/4)$, $c_2 = \cos(\pi g)$, and $s_2 = \sin(\pi g)$. The effective field κ_i reads $\kappa_i = -\frac{J_1}{4} \sum_{j \in \partial_i} S_j^z + \frac{J_2}{N} \sum_{j \neq i} \frac{1}{t_{ij}} S_j^z$, where $\sum_{j \in \partial_i}$ denotes summation over the nearest neighbors of site i . We note that our choice of a step-wise

driving protocol is motivated by computational convenience for probing long times but the following results are expected to be similar for more general choices of continuous drives²⁵.

We initialize the system in a stripe state with Y -orientation. For concreteness, we henceforth set $J_1 = 1.55$ and $J_2 = 1$, where the ground state is indeed a stripe state with width $W = 4$ (see Appendix A). The spins are initialized in such a ground state. On top of this, we add a perturbation that brings the many-body character of the system into play. Specifically, θ_i 's are perturbed using a Gaussian noise, $p(\theta) = \frac{1}{\sqrt{2\pi\tilde{\sigma}}} e^{-\theta^2/2\tilde{\sigma}^2}$ with $\tilde{\sigma} \equiv 2\pi\sigma$ the standard deviation, whereas ϕ_i 's are randomly drawn in $[0, 2\pi]$. The parameter σ thus acts as a sort of initial temperature, injecting excitations on top of the ground state. Note that this choice of initial states is convenient for simulations but in an experimental realization a low temperature stripe state would be sufficient.

The different possible dynamical regimes can be diagnosed with suitable observables. Generalizing the idea proposed for Ising variables in Ref.⁵⁵, we consider the following orienta-

tional order for $O(3)$ spins

$$O(t) = \frac{\sum_i \mathbf{S}_i(t) \cdot \mathbf{S}_{i+\hat{y}}(t) - \mathbf{S}_i(t) \cdot \mathbf{S}_{i+\hat{x}}(t)}{2N - \sum_i \mathbf{S}_i(t) \cdot \mathbf{S}_{i+\hat{x}}(t) - \mathbf{S}_i(t) \cdot \mathbf{S}_{i+\hat{y}}(t)}. \quad (3)$$

The parameter O is equal to $+1$ (-1) in a perfect stripe state with Y (X) orientation, and vanishes if the C_4 symmetry is preserved. Note that $O(t)$ results rather sensitive to perturbations when the alignment of \mathbf{S}_i and \mathbf{S}_j is slightly spoiled. For $\sigma = 0.06$, the initial condition gives $O(0) \approx 0.5$, while still exhibiting a clear stripe structure. Therefore, we find $O(t)$ to be more informative when normalized as $O(t)/O(0)$. To further characterize the magnetic order, we then consider the stripe magnetization $m_s(t) = \frac{1}{N} \sum_i (-1)^{(i_x/W \bmod 2)} \mathbf{S}_i(t)$, which detects stripe spin configurations with width W . Finally, to keep track of energy absorption in the system, we look at the normalized average energy per period, $E_T(t) = H_s(t)/H_s(t=0)$ (with $H_s(t=0) \approx -0.61L^2$ for $\sigma = 0.06$ and $L \geq 72$). All these observables are computed at stroboscopic times $t = \tau, 2\tau, 3\tau, \dots$. Note, we also consider higher-order expansions for the prethermal effective Hamiltonian in Appendix B.

III. RESULTS

According to the prethermalization paradigm, at large drive frequency ω the system can remain stuck in a prethermal regime for an exponentially long time $\sim e^{c\omega}$. The dynamical response of the system crucially depends on the amount of excitations injected in the initial condition, that is, on the system's initial effective temperature. Specifically, we distinguish the regimes of low and high initial effective temperatures, that is small and large σ , analysed in the top and bottom panels of Fig. 2, respectively.

For a high initial effective temperature (e.g., $\sigma = 0.1$), the initial stripe configuration is unstable, and quickly melts into a CP phase: both the orientational and stripe order parameters quickly decay to 0, see Fig. 2(a1,b1). Such a transition occurs over a timescale $\sim 1/\lambda$, with λ the Lyapunov exponent associated to the effective Hamiltonian H_s , which becomes independent of ω in the high frequency limit⁴⁴. On the other hand, the high drive frequency hinders energy absorption, see Fig. 2(c1). Indeed, even in the absence of symmetry breaking in the prethermal regime, the infinite-temperature state with $E_T = 0$ is only reached after an exponentially long time $\sim e^{c\omega}$.

The situation changes substantially for an initial condition with low effective temperature (e.g., $\sigma = 0.06$). The system not only breaks a symmetry in the prethermal regime, but it does so twice: first the system prethermalizes to a stripe state for a time $\sim e^{c_1\omega}$, and then to a nematic phase for a time $\sim e^{c_2\omega}$, before reaching the infinite-temperature state, see Fig. 2(a2-c2). (i) A first prethermal stripe phase, extending over a timescale $\sim e^{c_1\omega}$, is signaled by the equilibration of m_s^y , m_s^z , E_T , and O to a finite prethermal value, that does not depend on the drive frequency ω (note, $m_s^x \approx 0$). (ii) At later times, and provided the frequency is large enough ($\omega \gtrsim 0.9$), the stripe order parameters m_s^y and m_s^z decay to 0, while the energy E_T and the nematic order parameter O drop slightly while

remaining finite. This signals the second prethermal phase, the nematic one, extending for a time $\sim e^{c_2\omega}$, with $c_2 > c_1$. From our data, we estimate the prethermal energy plateau for the stripe and nematic phases at $E_T/E_T(0) = 0.4894 \pm 0.0082$ and 0.4672 ± 0.0106 , respectively. The small extent of this drop, which we try to highlight with a circle in the inset of Fig. 2(c2), is related to the narrow temperature window of the nematic phase in the equilibrium phase diagram of the static Hamiltonian in Eq. (1). Indeed, this non-equilibrium evolution can be understood from the equilibrium phase diagram of H_s by doing the association “time” \leftrightarrow “temperature” (see the equilibrium phase diagram in Appendix A). (iii) After undergoing a CP crossover, the system eventually reaches the infinite-temperature state, signaled by the observables of interest reaching their infinite-temperature value 0.

From the time traces of the observables described above, we map out the dynamical phase diagrams of the system in Fig. 2(d1,d2), drawn in the plane of drive frequency ω and time t . Specifically, we consider that the system leaves the stripe phase when m_s^z crosses the value 10^{-2} (blue circles) and the nematic phase when $O/O(0)$ crosses 10^{-2} (yellow circles). Furthermore, for the CP phase, we use green and red circles to indicate when E_T crosses the thresholds 0.45 and 0.005, respectively.

A further quantity convenient for diagnosing the various phases is the structure factor $S_{\mathbf{q}}^a = \left| \frac{1}{N} \sum_j S_j^a e^{i\mathbf{q}\cdot\mathbf{r}_j} \right|$ ($a = x, y, z$). Fig. 1(d) illustrates several typical spin configurations in z axis and corresponding $S_{\mathbf{q}}^z$ for different phases. Note that the spin configurations in x axis are always disordered during the drive process, whereas those in y axis are very similar to the one in z axis. In the Y -oriented stripe phase with $W = 4$, $S_{\mathbf{q}}^z$ exhibits four sharp peaks at $\mathbf{q} = (\frac{2w+1}{4}, 0)\pi$ with $w = 0, 1, 2, 3$. In the nematic phase, only two broader peaks remain, signalling breaking of the C_4 symmetry, while a light ring-shaped feature around the origin emerges. For a typical CP state preserving the lattice rotational symmetry, all of the sharp peaks disappear and only the ring-shaped feature is left.

In Fig. 1(e), we show the non-equilibrium phase diagram as a function of initial noise strength σ , at a fixed drive frequency $\omega = 1.1$. When σ is very small, the stripe phase is essentially the only prethermal phase. For moderate σ (e.g., $\sigma \approx 0.06$), a long-lived prethermal nematic phase emerges and gives rise to clear staircase heating with timescales $\sim e^{c_1\omega}$ and $\sim e^{c_2\omega}$. At even larger $\sigma \gtrsim 0.08$, stripe order persists just in a transient (rather than prethermal) fashion, whereas nematic order is not observed. Instead, a prethermal CP phase emerges. The non-equilibrium phase diagram can be understood in analogy with the equilibrium one by noting that the effective temperature of the system can be increased either in the form of larger initial noise σ , or by just waiting longer through energy absorption. Note, we have also verified the stability of the prethermal phases to generic small perturbations of the driving protocol, e.g., to the addition of random Z -fields to H_s in Eq. (1).

IV. DISCUSSION AND CONCLUSION

Efficiently integrated over long timescales and for large system sizes, the microscopic equations of motion for classical systems are a new tool to study prethermalization in higher dimension. For instance, focusing on a two-dimensional Ising magnet with competing short- and long-range interactions, we find an unprecedented two-step prethermalization process, consisting of subsequent prethermal stripe and nematic phases for times $\sim e^{c_1\omega}$ and $\sim e^{c_2\omega}$, respectively, before the ultimate heat death. A difference in the two scaling coefficients, $c_1 \neq c_2$, should be attributed to the fact that the respective phase transitions are driven by the proliferation of different kinds of defects, i.e., the dislocations of stripes melt m_s^z and the proliferations of domain walls between different stripe orientations eventually disorder the nematic state.

We note that the physical picture that we outlined is expected to persist in the presence of small symmetry-breaking terms added to H_s , and taken with different signs in the first and third quarters of the driving protocol in Eq. (2). In this case, the stripe and nematic prethermal phases would break a symmetry not of H_s , which in fact would have none, but of an effective prethermal Hamiltonian instead, thus signalling the genuine non-equilibrium nature of these phenomena similar to the case of prethermal DTCs^{26,44,46}.

An intriguing prospect from our proposal is the experimental realization in magnetic thin film materials. Our model Hamiltonian is an effective description of a whole class of perpendicular magnetic anisotropy (PMA) materials⁷². In particular, to avoid rapid heating via coupling to charge excitations, the recently discovered insulating PMA materials appear to be the most promising^{73–76}. These can develop stripe domains from the interplay between a relatively large easy-axis anisotropy and dipole-dipole interactions. The relevant excitation energy scale is that associated to the anisotropy, $E_A \sim 1$ meV⁷⁷, which compares favourably with the available sub THz drives meeting the condition $\omega > E_A$ necessary for prethermalization. Moreover, discerning the various prethermal phases should be facilitated by the recent advances in the real-time imaging of magnetic domains in PMA systems^{78–80}.

In the future, it would be interesting to investigate how the prethermal phase diagram outlined here changes for different initial conditions beyond the considered noisy stripe states. More broadly, a worthwhile direction for future research is the study of prethermal order-by-disorder mechanisms in frustrated magnets, with the possibility to stabilize selected magnetic phases by different choices of the drive. Another natural open question is whether driven frustrated magnets of the kind studied here could lead to new forms of time crystalline order. In general, we expect driven frustrated magnets to be a versatile playground for novel non-equilibrium phenomena.

Acknowledgments

We thank Michael Knap for helpful feedback on the manuscript. We thank Istvan Kezsmarki and Christian Back for illuminating discussions about the experimental feasibility

of prethermal phenomena in PMA materials. H.-K. J. is funded by the European Research Council (ERC) under the European Unions Horizon 2020 research and innovation program (Grant agreement No. 771537). A. P. acknowledges support from the Royal Society and hospitality at TUM. J. K. acknowledges support from the Imperial- TUM flagship partnership. The research is part of the Munich Quantum Valley, which is supported by the Bavarian state government with funds from the Hightech Agenda Bayern Plus.

Appendix A: Equilibrium phase diagram

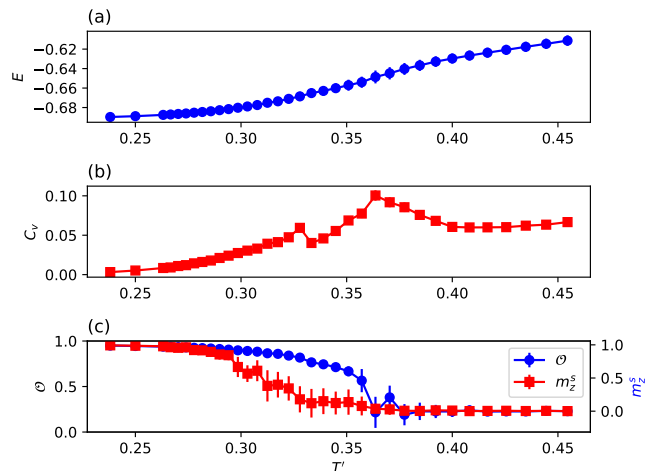


FIG. 3: **Equilibrium phase diagram of H_s .** We plot the free energy density (a), specific heat (b), and stripe as well as nematic orders (c) at equilibrium and versus the temperature T' , as obtained by Monte Carlo simulations. Here, we consider $L = 72$ and 2×10^7 Monte Carlo steps to measure the observables. To reduce the autocorrelation of the samples, we have used only one sample for measurements every 72^2 Monte Carlo steps.

We implement classical Monte Carlo simulations to obtain the equilibrium phase diagram for the static Hamiltonian H_s at the point of interest $J_1 = 1.55$ and $J_2 = 1$. Specifically, we investigate the free energy $E = \langle H_s \rangle$, heat capacity $C_V = \langle H_s^2 \rangle - \langle H_s \rangle^2$, stripe order parameter m_s^z , and nematic order parameter O as a function of the temperature T' , in Fig. 3. (i) At low temperature $T' \lesssim 0.33$, we observe a stripe phase ($m_s^z \approx 1$ and $O \approx 1$). (ii) When $0.33 \lesssim T' \lesssim 0.36$, the system enters a nematic phase ($m_s^z \approx 0$ and $O > 0$). (iii) When $T' \gtrsim 0.36$, we find a correlated paramagnetic (CP) phase ($m_s^z = O = 0$), which adiabatically connects to infinite temperature $T' \rightarrow \infty$. The peaks of the specific heat C_V signal two second order phase transitions. A few observations are in order. (i) The stripe-nematic transition is less evident than the nematic-paramagnetic one; (ii) The temperature range corresponding to the nematic phase is very narrow, its free energy varying only from 0.66 to 0.64, which is consistent with the small energy difference between stripe and nematic phases in Fig. 2 in the main text; (iii) The CP phase does not break any symmetry, it is just a disordered phase that retains a finite

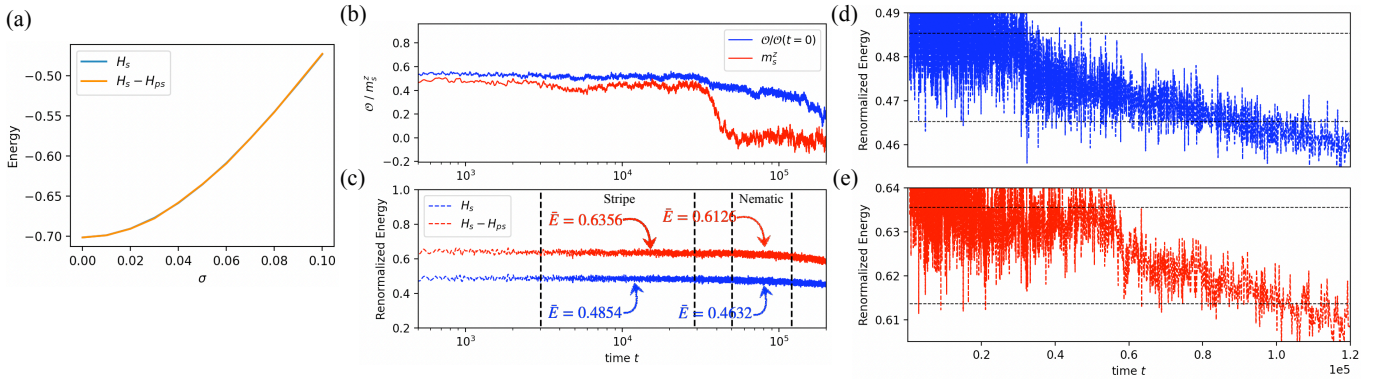


FIG. 4: (a) Energy of the initial stripe state as a function of Gaussian noise strength σ for prethermal Hamiltonians $\frac{1}{2}H_s$ (blue) and $\frac{1}{2}H_s - \frac{1}{2}H_{ps}$ (orange). Here, the lattice size is $L=72$ and the results are ensemble averaged over 100 different realizations. (b) Dynamics of the stripe order m_s^z and nematic order O . (c) Dynamics of the zero-th prethermal Hamiltonian H_s and higher-order prethermal Hamiltonian $H_s - H_{ps}$. The mean value of each energy plateau is obtained as an average over the time window indicated by black dashed lines. To better emphasize the energy difference between stripe and nematic phases, we plot in (d)-(e) their zoomed version. Here, $L = 72$, $J_1 = 1.55$ and $J_2 = 1$ ($W = 4$), $\omega = 1.1$, and $g = 0.46$.

free energy E and, correspondingly, short range correlations — this motivates the nomenclature “CP phase”, consistently with previous literature.

Appendix B: High frequency expansion

Below we consider a higher order expansion of prethermal Hamiltonian in the high-frequency limit. The equation of motion, $d\vec{S}_i/dt = \{H(t), \vec{S}_i\}$, leads to a stroboscopic evolution function,

$$\vec{S}_i(N\tau) = e^{\frac{\tau}{4}\{-H_p, \cdot\}} e^{\frac{\tau}{4}\{H_s, \cdot\}} e^{\frac{\tau}{4}\{H_p, \cdot\}} e^{\frac{\tau}{4}\{H_s, \cdot\}} \vec{S}_i(N\tau - \tau).$$

We can define the effective prethermal Hamiltonian H_{eff} as

$$e^{\frac{\tau}{4}\{-H_p, \cdot\}} e^{\frac{\tau}{4}\{H_s, \cdot\}} e^{\frac{\tau}{4}\{H_p, \cdot\}} e^{\frac{\tau}{4}\{H_s, \cdot\}} = e^{\tau\{H_{\text{eff}}, \cdot\}}.$$

In the high frequency limit, we can expand the above equation by using Baker-Campbell-Hausdorff (BCH) formula, e.g.,

$$e^{\frac{\tau}{4}\{H_p, \cdot\}} e^{\frac{\tau}{4}\{H_s, \cdot\}} \approx e^{\frac{\tau}{4}\{H_p+H_s+H_{ps}, \cdot\}}, \quad (\text{B1})$$

where the explicit form of $H_{ps} \equiv \frac{\tau}{8}\{H_p, H_s\}$ reads

$$H_{ps} = \frac{\tau\omega g}{4} \left[\frac{J_1}{4} \sum_{\langle ij \rangle} (S_i^z S_j^y + S_i^y S_j^z) - \frac{J_2}{N} \sum_{i \neq j} \left(\frac{1}{r_{ij}^3} (S_i^z S_j^y + S_i^y S_j^z) \right) \right].$$

We then obtain that

$$e^{\tau\{H_{\text{eff}}, \cdot\}} \approx e^{\frac{\tau}{4}\{-H_p+H_s-H_{ps}, \cdot\}} e^{\frac{\tau}{4}\{H_p+H_s+H_{ps}, \cdot\}}, \quad (\text{B2})$$

which leads to

$$H_{\text{eff}} \approx \frac{1}{2}H_s - \frac{1}{2}H_{ps} + \frac{\tau}{16}\{H_s, H_{ps}\} + O(\tau^2). \quad (\text{B3})$$

By noting that $\tau\omega = 2\pi$, H_{ps} does not depend on drive frequency ω and $\tau\{H_s, H_{ps}\}$ indeed is linear in $1/\omega$. The emergence of H_{ps} is consistent with the results we have observed in the prethermal phases, i.e., both the y and z components of spin exhibit ordered (striped and nematic) configurations, but the x component is disordered.

In Fig. 4(a), we evaluate the energy of our initial stripe state with the prethermal Hamiltonian $H_{\text{eff}} = \frac{1}{2}H_s - \frac{1}{2}H_{ps}$, and find the contribution from the latter term, $\frac{1}{2}H_{ps}$, is negligible. We also study the evolutions of energy evaluated with Hamiltonians H_s and $H_s - H_{ps}$, respectively, as show in Fig. 4(c). We find that, after entering the prethermal stripe and nematic phases, the higher-order corrections to the energy become more significant. Nonetheless, the relative energy difference for the higher-order prethermal Hamiltonian $H_s - H_{ps}$, $\approx 3.6\%$, is still very small, and comparable with that for the zeroth-order prethermal Hamiltonian H_s , $\approx 4.6\%$. We therefore argue that the energy difference is small is ultimately due to the narrowness of the temperature range of the nematic phase in the equilibrium phase diagram, irrespective of the order of the expansion of the prethermal Hamiltonian H_s .

¹ J. Vannimenus and G. Toulouse, J. Phys. C **10**, L537 (1977), URL <http://iopscience.iop.org/0022-3719/10/18/008>.

² G. Toulouse et al., Spin Glass Theory and Beyond: An Introduc-

tion to the Replica Method and Its Applications **9**, 99 (1987).

³ H. T. Diep, *Frustrated spin systems* (World Scientific, 2004).

⁴ C. Lacroix, P. Mendels, and F. Mila, *Introduction to Frustrated*

- Magnetism: Materials, Experiments, Theory*, vol. 164 (Springer, 2011).
- ⁵ P. A. Lee, *Science* **321**, 1306 (2008), URL <http://www.sciencemag.org/content/321/5894/1306.short>.
 - ⁶ L. Balents, *Nature* **464**, 199 (2010), URL <http://dx.doi.org/10.1038/nature08917>.
 - ⁷ Y. Zhou, K. Kanoda, and T.-K. Ng, *Rev. Mod. Phys.* **89**, 025003 (2017), URL <https://link.aps.org/doi/10.1103/RevModPhys.89.025003>.
 - ⁸ C. Broholm, R. J. Cava, S. A. Kivelson, D. G. Nocera, M. R. Norman, and T. Senthil, *Science* **367** (2020), ISSN 0036-8075, URL <https://science.sciencemag.org/content/367/6475/eaay0668>.
 - ⁹ J. Knolle and R. Moessner, *Annual Review of Condensed Matter Physics* **10**, 451 (2019), URL <https://doi.org/10.1146/annurev-conmatphys-031218-013401>.
 - ¹⁰ L. Savary and L. Balents, *Reports on Progress in Physics* **80**, 016502 (2016), URL <https://doi.org/10.1088/0034-4885/80/1/016502>.
 - ¹¹ G. H. Wannier, *Phys. Rev.* **79**, 357 (1950), URL <https://link.aps.org/doi/10.1103/PhysRev.79.357>.
 - ¹² J. Stephenson, *J. Math. Phys.* **11**, 420 (1970), ISSN 0022-2488.
 - ¹³ S. T. Bramwell and M. J. P. Gingras, *Science* **294**, 1495 (2001), ISSN 0036-8075, URL <https://science.sciencemag.org/content/294/5546/1495>.
 - ¹⁴ C. Castelnovo, R. Moessner, and S. L. Sondhi, *Nature* **451**, 42 (2008), URL <https://doi.org/10.1038/nature06433>.
 - ¹⁵ Villain, J., Bidaux, R., Carton, J.-P., and Conte, R., *J. Phys. France* **41**, 1263 (1980), URL <https://doi.org/10.1051/jphys:0198000410110126300>.
 - ¹⁶ C. L. Henley, *Journal of Applied Physics* **61**, 3962 (1987), URL <https://doi.org/10.1063/1.338570>.
 - ¹⁷ P. Chandra, P. Coleman, and A. I. Larkin, *Phys. Rev. Lett.* **64**, 88 (1990), URL link.aps.org/doi/10.1103/PhysRevLett.64.88.
 - ¹⁸ J. T. Chalker, P. C. W. Holdsworth, and E. F. Shender, *Phys. Rev. Lett.* **68**, 855 (1992), URL <https://link.aps.org/doi/10.1103/PhysRevLett.68.855>.
 - ¹⁹ A. Mulder, R. Ganesh, L. Capriotti, and A. Paramekanti, *Phys. Rev. B* **81**, 214419 (2010), URL <https://link.aps.org/doi/10.1103/PhysRevB.81.214419>.
 - ²⁰ C. Xu, M. Müller, and S. Sachdev, *Phys. Rev. B* **78**, 020501 (2008), URL <https://link.aps.org/doi/10.1103/PhysRevB.78.020501>.
 - ²¹ C. Fang, H. Yao, W.-F. Tsai, J. Hu, and S. A. Kivelson, *Phys. Rev. B* **77**, 224509 (2008), URL <https://link.aps.org/doi/10.1103/PhysRevB.77.224509>.
 - ²² R. Fernandes, A. Chubukov, and J. Schmalian, *Nature physics* **10**, 97 (2014), URL doi.org/10.1038/nphys2877.
 - ²³ D. V. Else, B. Bauer, and C. Nayak, *Phys. Rev. X* **7**, 011026 (2017), URL <https://link.aps.org/doi/10.1103/PhysRevX.7.011026>.
 - ²⁴ F. Machado, D. V. Else, G. D. Kahanamoku-Meyer, C. Nayak, and N. Y. Yao, *Phys. Rev. X* **10**, 011043 (2020), URL <https://link.aps.org/doi/10.1103/PhysRevX.10.011043>.
 - ²⁵ A. Pizzi, J. Knolle, and A. Nunnenkamp, *Nature communications* **12**, 1 (2021), URL <https://doi.org/10.1038/s41467-021-22583-5>.
 - ²⁶ A. Kyprianidis, F. Machado, W. Morong, P. Becker, K. S. Collins, D. V. Else, L. Feng, P. W. Hess, C. Nayak, G. Pagano, et al., *Science* **372**, 1192 (2021), URL <https://doi.org/10.1126/science.abg8102>.
 - ²⁷ J. Berges, S. Borsányi, and C. Wetterich, *Phys. Rev. Lett.* **93**, 142002 (2004), URL <https://link.aps.org/doi/10.1103/PhysRevLett.93.142002>.
 - ²⁸ M. Bukov, S. Gopalakrishnan, M. Knap, and E. Demler, *Phys. Rev. Lett.* **115**, 205301 (2015), URL <https://link.aps.org/doi/10.1103/PhysRevLett.115.205301>.
 - ²⁹ T. Mori, T. Kuwahara, and K. Saito, *Phys. Rev. Lett.* **116**, 120401 (2016), URL <https://link.aps.org/doi/10.1103/PhysRevLett.116.120401>.
 - ³⁰ E. Canovi, M. Kollar, and M. Eckstein, *Phys. Rev. E* **93**, 012130 (2016), URL <https://link.aps.org/doi/10.1103/PhysRevE.93.012130>.
 - ³¹ S. A. Weidinger and M. Knap, *Scientific reports* **7**, 1 (2017), URL <https://doi.org/10.1038/srep45382>.
 - ³² D. Abanin, W. De Roeck, W. W. Ho, and F. Huvneers, *Communications in Mathematical Physics* **354**, 809 (2017), URL <https://doi.org/10.1007/s00220-017-2930-x>.
 - ³³ D. A. Abanin, W. De Roeck, W. W. Ho, and F. m. c. Huvneers, *Phys. Rev. B* **95**, 014112 (2017), URL <https://link.aps.org/doi/10.1103/PhysRevB.95.014112>.
 - ³⁴ K. Mallayya, M. Rigol, and W. De Roeck, *Phys. Rev. X* **9**, 021027 (2019), URL <https://link.aps.org/doi/10.1103/PhysRevX.9.021027>.
 - ³⁵ D. J. Luitz, R. Moessner, S. L. Sondhi, and V. Khemani, *Phys. Rev. X* **10**, 021046 (2020), URL <https://link.aps.org/doi/10.1103/PhysRevX.10.021046>.
 - ³⁶ H. Zhao, F. Mintert, R. Moessner, and J. Knolle, *Phys. Rev. Lett.* **126**, 040601 (2021), URL <https://link.aps.org/doi/10.1103/PhysRevLett.126.040601>.
 - ³⁷ M. Gring, M. Kuhnert, T. Langen, T. Kitagawa, B. Rauer, M. Schreitl, I. Mazets, D. A. Smith, E. Demler, and J. Schmiedmayer, *Science* **337**, 1318 (2012), URL <https://doi.org/10.1126/science.1224953>.
 - ³⁸ T. Langen, R. Geiger, M. Kuhnert, B. Rauer, and J. Schmiedmayer, *Nature Physics* **9**, 640 (2013), URL <https://doi.org/10.1038/nphys2739>.
 - ³⁹ W. Bearez, O. Janes, A. Akkiraju, A. Pillai, A. Oddo, P. Reshetikhin, E. Druga, M. McAllister, M. Elo, B. Gilbert, et al., *Phys. Rev. Lett.* **127**, 170603 (2021), URL <https://link.aps.org/doi/10.1103/PhysRevLett.127.170603>.
 - ⁴⁰ A. Rajak, R. Citro, and E. G. D. Torre, *Journal of Physics A: Mathematical and Theoretical* **51**, 465001 (2018), URL <https://doi.org/10.1088/1751-8121/aae294>.
 - ⁴¹ T. Mori, *Phys. Rev. B* **98**, 104303 (2018), URL <https://link.aps.org/doi/10.1103/PhysRevB.98.104303>.
 - ⁴² A. Rajak, I. Dana, and E. G. Dalla Torre, *Phys. Rev. B* **100**, 100302 (2019), URL <https://link.aps.org/doi/10.1103/PhysRevB.100.100302>.
 - ⁴³ O. Howell, P. Weinberg, D. Sels, A. Polkovnikov, and M. Bukov, *Phys. Rev. Lett.* **122**, 010602 (2019), URL <https://link.aps.org/doi/10.1103/PhysRevLett.122.010602>.
 - ⁴⁴ A. Pizzi, A. Nunnenkamp, and J. Knolle, *Phys. Rev. Lett.* **127**, 140602 (2021), URL <https://link.aps.org/doi/10.1103/PhysRevLett.127.140602>.
 - ⁴⁵ A. Pizzi, A. Nunnenkamp, and J. Knolle, *Phys. Rev. B* **104**, 094308 (2021), URL <https://link.aps.org/doi/10.1103/PhysRevB.104.094308>.
 - ⁴⁶ B. Ye, F. Machado, and N. Y. Yao, *Phys. Rev. Lett.* **127**, 140603 (2021), URL <https://link.aps.org/doi/10.1103/PhysRevLett.127.140603>.
 - ⁴⁷ M. Stampanoni, A. Vaterlaus, M. Aeschlimann, and F. Meier, *Phys. Rev. Lett.* **59**, 2483 (1987), URL <https://link.aps.org/doi/10.1103/PhysRevLett.59.2483>.
 - ⁴⁸ D. Pescia, M. Stampanoni, G. L. Bona, A. Vaterlaus, R. F. Willis, and F. Meier, *Phys. Rev. Lett.* **58**, 2126 (1987), URL <https://link.aps.org/doi/10.1103/PhysRevLett.58.2126>.
 - ⁴⁹ J. Krebs, B. Jonker, and G. Prinz, *Journal of applied physics* **63**, 3467 (1988), URL <https://doi.org/10.1063/1.340768>.

- ⁵⁰ R. Allenspach, M. Stampanoni, and A. Bischof, Phys. Rev. Lett. **65**, 3344 (1990), URL <https://link.aps.org/doi/10.1103/PhysRevLett.65.3344>.
- ⁵¹ D. P. Pappas, K.-P. Kämper, and H. Hopster, Phys. Rev. Lett. **64**, 3179 (1990), URL <https://link.aps.org/doi/10.1103/PhysRevLett.64.3179>.
- ⁵² R. Allenspach and A. Bischof, Phys. Rev. Lett. **69**, 3385 (1992), URL <https://link.aps.org/doi/10.1103/PhysRevLett.69.3385>.
- ⁵³ Z. Q. Qiu, J. Pearson, and S. D. Bader, Phys. Rev. Lett. **70**, 1006 (1993), URL <https://link.aps.org/doi/10.1103/PhysRevLett.70.1006>.
- ⁵⁴ A. Vaterlaus, C. Stamm, U. Maier, M. G. Pini, P. Politi, and D. Pescia, Phys. Rev. Lett. **84**, 2247 (2000), URL <https://link.aps.org/doi/10.1103/PhysRevLett.84.2247>.
- ⁵⁵ I. Booth, A. B. MacIsaac, J. P. Whitehead, and K. De'Bell, Phys. Rev. Lett. **75**, 950 (1995), URL <https://link.aps.org/doi/10.1103/PhysRevLett.75.950>.
- ⁵⁶ A. Abanov, V. Kalatsky, V. L. Pokrovsky, and W. M. Saslow, Phys. Rev. B **51**, 1023 (1995), URL <https://link.aps.org/doi/10.1103/PhysRevB.51.1023>.
- ⁵⁷ A. B. MacIsaac, J. P. Whitehead, M. C. Robinson, and K. De'Bell, Phys. Rev. B **51**, 16033 (1995), URL <https://link.aps.org/doi/10.1103/PhysRevB.51.16033>.
- ⁵⁸ K. De'Bell, A. B. MacIsaac, and J. P. Whitehead, Rev. Mod. Phys. **72**, 225 (2000), URL <https://link.aps.org/doi/10.1103/RevModPhys.72.225>.
- ⁵⁹ S. A. Cannas, D. A. Stariolo, and F. A. Tamarit, Phys. Rev. B **69**, 092409 (2004), URL <https://link.aps.org/doi/10.1103/PhysRevB.69.092409>.
- ⁶⁰ S. A. Cannas, P. M. Gleiser, and F. A. Tamarit, *Two dimensional ising model with long-range competing interactions* (2005), cond-mat/0502403.
- ⁶¹ S. A. Cannas, M. F. Michelon, D. A. Stariolo, and F. A. Tamarit, Phys. Rev. B **73**, 184425 (2006), URL <https://link.aps.org/doi/10.1103/PhysRevB.73.184425>.
- ⁶² L. Nicolao and D. A. Stariolo, Phys. Rev. B **76**, 054453 (2007), URL <https://link.aps.org/doi/10.1103/PhysRevB.76.054453>.
- ⁶³ S. A. Pighín and S. A. Cannas, Phys. Rev. B **75**, 224433 (2007), URL <https://link.aps.org/doi/10.1103/PhysRevB.75.224433>.
- ⁶⁴ A. Barman, S. Wang, O. Hellwig, A. Berger, E. E. Fullerton, and H. Schmidt, Journal of Applied Physics **101**, 09D102 (2007), URL <https://doi.org/10.1063/1.2709502>.
- ⁶⁵ B. Pfau, S. Schaffert, L. Müller, C. Gutt, A. Al-Shemmary, F. Büttner, R. Delaunay, S. Düsterer, S. Flewett, R. Frömter, et al., Nature communications **3**, 1 (2012), URL <https://doi.org/10.1038/ncomms2108>.
- ⁶⁶ C.-H. Lambert, S. Mangin, B. C. S. Varaprasad, Y. Takahashi, M. Hehn, M. Cinchetti, G. Malinowski, K. Hono, Y. Fainman, M. Aeschlimann, et al., Science **345**, 1337 (2014), URL [10.1126/science.1253493](https://doi.org/10.1126/science.1253493).
- ⁶⁷ X. Z. Yu, K. Shibata, W. Koshibae, Y. Tokunaga, Y. Kaneko, T. Nagai, K. Kimoto, Y. Taguchi, N. Nagaosa, and Y. Tokura, Phys. Rev. B **93**, 134417 (2016), URL <https://link.aps.org/doi/10.1103/PhysRevB.93.134417>.
- ⁶⁸ X. Yu, D. Morikawa, Y. Tokunaga, M. Kubota, T. Kurumaji, H. Oike, M. Nakamura, F. Kagawa, Y. Taguchi, T.-h. Arima, et al., Advanced Materials **29**, 1606178 (2017), URL <https://onlinelibrary.wiley.com/doi/abs/10.1002/adma.201606178>.
- ⁶⁹ A. Hrabec, J. Sampaio, M. Belmeguenai, I. Gross, R. Weil, S. M. Chérif, A. Stashkevich, V. Jacques, A. Thiaville, and S. Rohart, Nature communications **8**, 1 (2017), URL <https://doi.org/10.1038/ncomms15765>.
- ⁷⁰ N. Träger, P. Gruszecki, F. Lisiecki, F. Groß, J. Förster, M. Weigand, H. Glowinski, P. Kuświk, J. Dubowik, G. Schütz, et al., Phys. Rev. Lett. **126**, 057201 (2021), URL <https://link.aps.org/doi/10.1103/PhysRevLett.126.057201>.
- ⁷¹ F. Büttner, B. Pfau, M. Böttcher, M. Schneider, G. Mercurio, C. M. Günther, P. Hessian, C. Klose, A. Wittmann, K. Gerlinger, et al., Nature materials **20**, 30 (2021), URL <https://doi.org/10.1038/s41563-020-00807-1>.
- ⁷² B. Dieny and M. Chshiev, Rev. Mod. Phys. **89**, 025008 (2017), URL <https://link.aps.org/doi/10.1103/RevModPhys.89.025008>.
- ⁷³ V. Kocsis, Y. Tokunaga, S. Bordács, M. Kriener, A. Puri, U. Zeitler, Y. Taguchi, Y. Tokura, and I. Kézsmárki, Phys. Rev. B **93**, 014444 (2016), URL <https://link.aps.org/doi/10.1103/PhysRevB.93.014444>.
- ⁷⁴ M. Mogi, A. Tsukazaki, Y. Kaneko, R. Yoshimi, K. S. Takahashi, M. Kawasaki, and Y. Tokura, APL Materials **6**, 091104 (2018), URL <https://doi.org/10.1063/1.5046166>.
- ⁷⁵ B. Csizi, S. Reschke, A. Strinić, L. Prodan, V. Tsurkan, I. Kézsmárki, and J. Deisenhofer, Phys. Rev. B **102**, 174407 (2020), URL <https://link.aps.org/doi/10.1103/PhysRevB.102.174407>.
- ⁷⁶ L. Alahmed and P. Li, in *Magnetic Materials and Magnetic Levitation*, edited by D. R. Sahu and V. N. Stavrou (IntechOpen, Rijeka, 2021), chap. 3, URL <https://doi.org/10.5772/intechopen.92277>.
- ⁷⁷ H. X. Yang, M. Chshiev, B. Dieny, J. H. Lee, A. Manchon, and K. H. Shin, Phys. Rev. B **84**, 054401 (2011), URL <https://link.aps.org/doi/10.1103/PhysRevB.84.054401>.
- ⁷⁸ J. Miguel, J. F. Peters, O. M. Toulemonde, S. S. Dhesi, N. B. Brookes, and J. B. Goedkoop, Phys. Rev. B **74**, 094437 (2006), URL <https://link.aps.org/doi/10.1103/PhysRevB.74.094437>.
- ⁷⁹ M. Kronseder, T. Meier, M. Zimmermann, M. Buchner, M. Vogel, and C. Back, Nature Communications **6**, 1 (2015), URL <https://doi.org/10.1038/ncomms7832>.
- ⁸⁰ S. Voltan, C. Cirillo, H. J. Snijders, K. Lahabi, A. García-Santiago, J. M. Hernández, C. Attanasio, and J. Aarts, Phys. Rev. B **94**, 094406 (2016), URL <https://link.aps.org/doi/10.1103/PhysRevB.94.094406>.