

Complexity in the Lipkin-Meshkov-Glick Model

Kunal Pal,^{*} Kuntal Pal,[†] and Tapobrata Sarkar[‡]

Department of Physics, Indian Institute of Technology Kanpur, Kanpur 208016, India

(Dated: April 14, 2022)

We study complexity in a spin system with infinite range interaction, via the paradigmatic Lipkin-Meshkov-Glick model, in the thermodynamic limit. Exact expressions for the Nielsen complexity (NC) and the Fubini-Study complexity (FSC) are derived, that helps us to establish several distinguishing features compared to complexity in other known spin models. In a time-independent LMG model, close to phase transition, the NC diverges logarithmically, much like the entanglement entropy. Remarkably however, in a time dependent scenario, this divergence is replaced by a finite discontinuity, as we show by using the Lewis-Riesenfeld theory of time-dependent invariant operators. The FSC of a variant of the LMG model shows novel behaviour compared to quasi free spin models. Namely, it diverges logarithmically when the target (or reference) state is near the separatrix. Numerical analysis indicates that this is due to the fact that geodesics starting with arbitrary boundary conditions are “attracted” towards the separatrix and that near this line, a finite change in the affine parameter of the geodesic produces an infinitesimal change of the geodesic length. The same divergence is shared by the NC of this model as well.

I. INTRODUCTION

The application of information theoretic methods to study the physics of zero temperature quantum phase transitions [1] has a long history (for a recent review, see [2], see [3] for an older one). In the last few years, a new information theoretic measure, the complexity, has been popular in the literature. Originally introduced in computer science and related studies quite a while back, the notion of complexity has gained importance after it was realised that this might offer deep insights into the physics of black holes [4]-[7], via the gauge-gravity duality of high energy physics.

There are broadly two popular notions of complexity at present. The first was introduced by Nielsen in the context of quantum computation [8]-[10]. This version of the “circuit complexity,” also dubbed as the Nielsen complexity (NC) is a measure of the minimum number of unitary gates required to make a desired operator, starting from a reference operator. This is obtained by considering a trajectory in the space of unitary transformations that minimises the cost (or length) functional in such a space. Among several possible variants of such a functional, in this paper, we will consider only the so called “ \mathcal{F}_2 cost functional” [11]. The NC has been widely studied in high energy physics of late [11]-[16]. Besides, spin chain models of statistical mechanics also provide a convenient backdrop for studying NC, and such studies have been carried out in [17]-[23]. While the NC is related to geodesic distance on the space of unitary operators, another measure of the complexity of a quantum mechanical system was introduced in [24], namely the geodesics distance between two points on the Riemannian manifold of the parameter space of the system. This is often equipped with a Fubini-study metric [25], and thus this measure of complexity is called the Fubini-Study complexity (FSC). This was studied in details the context of QPT in the transverse field Ising model in [19], [20], where the relation between the NC and the FSC was established for quasi free fermionic systems.

In the context of information geometry, many studies focus on the so called XY model [26] and its variations. This

is mainly due to the fact that this model, which incorporates nearest-neighbour interactions only, can be mapped to a quasi-free fermionic system which makes the analysis simpler, and offers an explicit relation between the NC and the FSC in certain limits [19], [20]. A significantly different but non-trivial example is the Lipkin-Meshkov-Glick (LMG) model of nuclear physics [27]. The LMG model incorporates long range interactions which induces a quantum phase transition in the thermodynamic limit [28],[29]. In the context of information geometry, the LMG model is a curious example, as the QMT is a-priori ill defined in this case [30, 31]. As a result, the standard way of exploring the zero-temperature phase transition is not possible here. A significant step in this direction was taken in [32], where a suitable modification to the classical LMG Hamiltonian was shown to cure this problem and it was shown there that the QMT is well defined, with a compact expression.

In this backdrop, an important and interesting question is the behaviour of the FSC. As we show in this paper, the FSC here shows novel features that have not been seen in other spin models studied till date. Namely, geodesics are “attracted” towards the separatrix of the model and as a result the geodesic length diverges near the QPT, as finite increments in an affine parameter that parametrises the geodesic only results in infinitesimal changes in the geodesic length near this line. This is in stark contrast to the XY model, where the the derivative of the FSC shows logarithmic divergence near a phase transition (a fact that can be gleaned from the scaling of the information metric), with the FSC itself being regular there.

On the other hand, in the context of the NC, we note that in the thermodynamic limit, the ground state of the LMG model is well approximated by a Gaussian wavefunction. For such wavefunctions, the NC has been computed recently both in time independent [11] and time dependent [16] cases – results that have found wide usage in quantum field theory of late. One can then envisage using these results for computing the NC in the LMG model. We show in this paper that this is indeed possible, and shows interesting results. Namely, while in the time-independent case the NC diverges due to the presence of the “zero mode,” this is replaced by a finite discontinuity in the time-dependent case, as we establish via the Lewis-Riesenfeld formalism. Clearly then, the above discussions indicate that one can compute and com-

* kunalpal@iitk.ac.in

† kuntal@iitk.ac.in

‡ tapo@iitk.ac.in

pare the different measures of complexity in the LMG model. This is the purpose of this paper, and the details are elaborated upon in the next sections. This paper contains five appendices, to which we relegate some of the mathematical details. Throughout the rest of this paper, we will set $\hbar = 1$.

II. THE LMG MODEL AND NIELSEN COMPLEXITY OF THE GROUND STATE

The Hamiltonian of the Lipkin-Meshkov-Glick model of nuclear physics describes a collection of N self interacting spin 1/2 particles acted upon by an external field, and is given by

$$H = -\frac{2}{N} (J_x^2 + \gamma J_y^2) - 2BJ_z + \frac{\kappa}{2} (1 + \gamma). \quad (1)$$

Here B is an external magnetic field which is assumed to be along the z direction, and J_α , with $\alpha = \{x, y, z\}$, are the components of the collective spin operator J . These components can be written in terms of the spin operator of the individual particle as $J_\alpha = \sum_i \sigma_\alpha^i / 2$. The constant γ characterise the anisotropy of the spin-spin interaction, and the last term of the Hamiltonian is a constant energy shift [33] and depends on the constant κ . In this paper, we assume $\kappa > 0$ and $0 \leq \gamma \leq 1$.

Phase transitions in the LMG model have been extensively studied (see for example [34, 35]) and as is well known, in the thermodynamic limit $N \rightarrow \infty$, the ground state of the LMG model shows a second order phase transition for the critical value of the magnetic field $B_c = 1$. Our goal in this section is to calculate the Nielsen circuit complexity between ground states for two values of the parameter of the LMG model, in this limit. Using the standard Holstein-Primakoff (HP) transformation in this limit, the Hamiltonian of Eq. (1) can be mapped to that of a harmonic oscillator [36, 37]. The details of this mapping can be found in [33, 37], and we write down here the final form of the Hamiltonian after the HPT and a subsequent Bogoliubov transformation by which the Hamiltonian is reduced to a convenient diagonal form written in terms of a new set of creation and annihilation operators.

Assuming $B \geq 0$ we need to consider two different phases before and after the quantum phase transition (QPT).

Case 1 - Symmetry broken phase (BP): $0 \leq B \leq 1$. Here, the final form of the Hamiltonian, written after the above mentioned transformations, in terms of a new set of bosonic operators $\{c^\dagger, c\}$ is given by

$$H_{BP} = 2\sqrt{(1-B^2)(1-\gamma)} \left(c^\dagger c + \frac{1}{2} \right) - \frac{1+B^2N}{2} - \frac{1-\gamma}{2}. \quad (2)$$

These operators are related to original set of Bosonic operators used in the HPT, called $\{a^\dagger, a\}$, through the Bogoliubov transformation. Since $\{a^\dagger, a\}$ are related to collective spin operators, $\{c^\dagger, c\}$ can be written in terms of J_α . Again, the details of these transformations, which can be found in [33, 37], are omitted here.

Case 2 - Symmetric phase (SP): $B > 1$. In this case, the

final Hamiltonian after the HPT and the Bogoliubov transformations is given by

$$H_{SP} = 2\sqrt{(B-1)(B-\gamma)} \left(b^\dagger b + \frac{1}{2} \right) - B(N+1) + \frac{1+\gamma}{2}. \quad (3)$$

In both the phases the final form of the Hamiltonian represents a harmonic oscillator with frequency $\omega_1 = 2\sqrt{(1-B^2)(1-\gamma)}$ in the BP and $\omega_2 = 2\sqrt{(B-1)(B-\gamma)}$ in the SP. In the limit $B \rightarrow 1$ in both the phases, the frequency goes to zero so that energy gap between different levels vanishes and the system becomes infinitely degenerate.

We want to calculate the Nielsen complexity between two ground states both of which are in either phase of the system (i.e., both the states are either in the BP or the SP) with different values of the parameters. For this we need the expressions for the wavefunctions in both the phases. It is convenient to define the position and the momentum operators in the BP and SP respectively as follows

$$Q_1 = \frac{1}{\sqrt{2\omega_1}} (c^\dagger + c), \quad P_1 = i\sqrt{\frac{\omega_1}{2}} (c^\dagger - c) \\ Q_2 = \frac{1}{\sqrt{2\omega_2}} (b^\dagger + b), \quad P_2 = i\sqrt{\frac{\omega_2}{2}} (b^\dagger - b). \quad (4)$$

Here, the subscript 1 and 2 respectively indicates the BP (with $0 \leq B \leq 1$) and the SP ($B > 1$). The same notations are used throughout the text. In the position space then the ground state wavefunctions of the systems corresponding to the two phases are just Gaussians of the form

$$\Psi(Q_i) = \mathcal{N} \exp \left[-\frac{1}{2} \omega_i Q_i^2 \right]. \quad (5)$$

Now, using the standard formula for the Nielsen complexity of preparing such a Gaussian wavefunction from another one of different frequency [11], we have, in the BP of the system, the complexity of creating a state with frequency ω_{1T} starting from a reference state with frequency ω_{1R} to be given by

$$\mathcal{C}_N^{BP} = \frac{1}{2} \ln \left[\frac{\omega_{1T}}{\omega_{1R}} \right] = \frac{1}{4} \ln \left[\frac{(1-B_T^2)(1-\gamma_T)}{(1-B_R^2)(1-\gamma_R)} \right]. \quad (6)$$

Similarly, in the SP the complexity of creating a state with frequency ω_{2T} starting from a state with frequency ω_{2R} can be written as

$$\mathcal{C}_N^{SP} = \frac{1}{2} \ln \left[\frac{\omega_{2T}}{\omega_{2R}} \right] = \frac{1}{4} \ln \left[\frac{(B_T-1)(B_T-\gamma_T)}{(B_R-1)(B_R-\gamma_R)} \right]. \quad (7)$$

From these expressions, we see that in both cases, the complexity diverges as $\sim \ln |1 - B_T|$ if we take the target state to be on the transition line keeping the reference state fixed. This is the same as the divergence of the entanglement entropy in the LMG model, computed in [38, 39]. This divergence is clearly due to the presence of the ‘‘zero mode’’ at which the harmonic oscillator reduces to the free particle, and is distinct from, say, the behaviour of the NC in the transverse XY model where the derivative of the NC (and not the NC itself) shows a logarithmically diverging behaviour. Here on the other hand, the derivatives of the NC diverge according to power laws.

III. GROUND STATE WAVEFUNCTION OF THE LMG MODEL WITH TIME-DEPENDENT MAGNETIC FIELD

Now we consider the more involved case, where the external magnetic field is time-dependent, i.e., $B = B(t)$. This variant of the LMG model have been used in studying short-cuts to adiabaticity in the context of quantum control [33]. In that case, the LMG model is described by a harmonic oscillator with time-dependent frequency. In the first case, when the system is in the BP, the frequency is given by $\omega_1(t) = 2\sqrt{(1 - B(t)^2)(1 - \gamma)}$ and in the second case, in the SP, it reads $\omega_2(t) = 2\sqrt{(B(t) - 1)(B(t) - \gamma)}$. The ground state of this model shows a QPT at $B(t) = 1$. To calculate the NC between two ground states of the LMG model with a time-dependent magnetic field in the thermodynamic limit, once again we need to know the explicit expressions for the position space wavefunctions. For this, we define two sets of positions and momentum operators, characterising the system below and above the phase transition, respectively. These are given by the same formulas as before (see Eqs. (4)) with ω_i s replaced by $\omega_i(t)$ s.

The quantum theory of a harmonic oscillator with time-dependent frequency is well studied in the literature. The solution of the Schrodinger equation for such an oscillator can be obtained by using the Lewis-Riesenfeld theory of time-dependent invariant operators, which we generically call $I(t)$ [40] (for a text book discussion see [41]). In position space, we can write down the general solution of the time-dependent Schrodinger equation for the Hamiltonian in the BP as a weighted linear combination of the eigenfunctions of such a time-dependent invariant operator times a phase factor

$$\Psi_1(Q_1, t) = \sum_n c_1^n e^{i\alpha_1^n(t)} \phi_1^n(Q_1, t) = \sum_n c_1^n \psi_1^n(Q_1, t),$$

with $\psi_1^n(Q_1, t) = e^{i\alpha_1^n(t)} \phi_1^n(Q_1, t),$ (8)

where ϕ_1^n satisfies the eigenvalue equation $I_1 \phi_1^n = \lambda_{1n} \phi_1^n$, with the time independent eigenvalues λ_{1n} and $\alpha_1^n(t)$'s are phase factors, whose forms will be given below. The functions $\psi_1^n(Q_1, t)$ themselves satisfy the Schrodinger equation for the time-dependent oscillator.

Similarly, the wave functions corresponding to the Hamiltonian in SP (which we call $\Psi_2(Q_2, t)$) can be written as a linear combination of a second set of eigenfunctions ϕ_{2n} of a new invariant I_2 . These two sets are different because the two Hamiltonians differ from each other in terms of time dependent frequencies, and as we shall see, these frequencies determine the auxiliary functions that appear in the invariant operators (hence the wavefunctions).

The eigenfunctions of the operator $I_i(t)$ ($i = 1, 2$) are given by [41]

$$\phi_i^n(Q_i, t) = \left(\frac{1}{2^n n! f_i} \right)^{1/2} \exp \left[\frac{i}{2} \left(\frac{\dot{f}_i}{f_i} + \frac{i}{f_i^2} \right) Q_i^2 \right] H_n \left(\frac{Q_i}{f_i} \right).$$
 (9)

Here H_n s are the conventional Hermite polynomials and the time dependent functions $f_i(t)$ satisfy the following differential equation

$$\frac{d^2 f_i(t)}{dt^2} + \omega_i^2(t) f_i(t) - \frac{1}{f_i^3(t)} = 0. \quad (10)$$

To make the invariant operator $I_i(t)$ Hermitian, we need to consider only the real solutions of Eq. (10). Clearly the solutions of this differential equation depend on the time dependent frequency of the harmonic oscillator which, for our case, is in turn determined by the time dependent applied magnetic field. The phase factor $\alpha_i(t)$ appearing in Eq. (8) can be written in terms of the function f_i as

$$\alpha_i^n(t) = - \left(n + \frac{1}{2} \right) \int_0^t \frac{1}{f_i^2(t')} dt'. \quad (11)$$

For future reference, we note here that the ground state ($n = 0$) wavefunction of the LMG model for both the cases considered above is a Gaussian of the form

$$\psi_i^0(Q_i, t) = \frac{e^{i\alpha_i^0(t)}}{\sqrt{f_i(t)}} \exp \left[-\frac{1}{2} \Omega_i(t) Q_i^2 \right], \quad \Omega_i(t) = \left(\frac{1}{f_i^2} - \frac{i\dot{f}_i}{f_i} \right). \quad (12)$$

In most physical situation, while solving the above auxiliary equation, we need to fix two conditions on $f(t)$ and its derivative on some time instant, say t_0 . This is usually done by demanding that at t_0 , the above wavefunctions coincides with those of the instantaneous time-independent Hamiltonian $H(t = t_0)$. From Eq. (9), we see that the required conditions at t_0 are [42]

$$f(t_0) = \frac{1}{\sqrt{\omega(t_0)}} \quad \text{and} \quad \dot{f}(t_0) = 0. \quad (13)$$

IV. CIRCUIT COMPLEXITY OF THE TIME-DEPENDENT LMG MODEL

Now, using the results of [16] (with the \mathcal{F}_2 cost functional), the circuit complexity of preparing the Gaussian target state written in terms of the Q_i coordinates

$$\Psi^T(Q_i, t) = \mathcal{N}_i^T(t) \exp \left[-\frac{1}{2} \Omega_i^T(t) Q_i^2 \right], \quad (14)$$

starting from the Gaussian reference state written in the same coordinates

$$\Psi^R(Q_i, t) = \mathcal{N}_i^R(t) \exp \left[-\frac{1}{2} \Omega_i^R(t) Q_i^2 \right], \quad (15)$$

is straightforwardly given by

$$\mathcal{C}(t) = \frac{1}{2} \sqrt{\left(\ln \left| \frac{\Omega^T(t)}{\Omega^R(t)} \right| \right)^2 + (\arctan[\mathcal{A}])^2},$$

$$\mathcal{A} = \frac{\text{Im}[\Omega^T(t)] \text{Re}[\Omega^R(t)] - \text{Re}[\Omega^T(t)] \text{Im}[\Omega^R(t)]}{\text{Re}[\Omega^R(t)] \text{Re}[\Omega^T(t)] + \text{Im}[\Omega^R(t)] \text{Im}[\Omega^T(t)]}. \quad (16)$$

Here, Re and Im denotes real and imaginary parts respectively, $\Omega^T(t)$ and $\Omega^R(t)$ are respectively the complex frequencies of the target and reference states, and \mathcal{N}_i^T and \mathcal{N}_i^R are time-dependent normalisation constants. The form of these constants will not be important for us.

To calculate the circuit complexity in the two cases considered above, we consider the following situation. We apply a time-dependent magnetic field $B(t)$ at $t = 0$. When the value of the magnetic field reaches the critical value of unity,

the phase transition occurs. On the two sides of this critical value, we have the BP and the SP. In calculating the complexity for magnetic field $0 \leq B(t) \leq 1$ (the BP), we take the state $t = 0$ to be the reference state and the $n = 0$ state of case 1 at an arbitrary time t as the target state. For $B(t) > 1$, we assume that the magnetic field reaches a constant value after some time t_1 where $B(t_1) > 1$ so that we take the state at t_1 as the target state and the $n = 0$ state at time t with $B(t) > 1$ as the reference.

Complexity between two states in the BP: We will, for illustration, take $B(t) = t$ where the dimensions are appropriately adjusted. Then, at $t = 0$, we have $B(t = 0) = 0$, so that $\omega_1(t = 0) = \omega_{10} = 2\sqrt{1 - \gamma}$, and we can take the reference state in this case to be Gaussian $\Psi^R = \mathcal{N}_R \exp[-\frac{1}{2}\omega_{10}Q_1^2]$. Then, from the expression for the complexity given in Eq. (16) and the $n = 0$ state in Eq. (12), we obtain the exact expression for the circuit complexity $\mathcal{C}_N^{SP}(t) = \frac{1}{2}\sqrt{\mathcal{P}_1^2 + \mathcal{Q}_1^2}$, with

$$\mathcal{P}_1 = \ln \left[\frac{\sqrt{f_1^2 \dot{f}_1^2 + 1}}{\omega_{10} f_1} \right], \quad \mathcal{Q}_1 = \arctan \left[f_1 \dot{f}_1 \right]. \quad (17)$$

The auxiliary function $f_1(t)$ can be obtained by numerically solving the auxiliary equation (10) with the conditions of Eq. (13) imposed at the beginning $t_0 = 0$, i.e. we demand that the wavefunctions of the time-dependent oscillator at $t = 0$ coincides with those of the instantaneous time-independent oscillator at $t = 0$. Notice that for the magnetic field profile $B(t) = t$ the systems reaches QPT at $t = 1$ and hence up to this time the above formula for the complexity is valid. Remarkably, the divergence of the complexity that we saw in the time-independent case is now replaced by a finite discontinuity. That the complexity is everywhere regular can be gleaned from Eq. (17), where we see that the argument of the logarithm does not vanish due to the fact that f_1 must be real and non-zero.

Complexity between two states in the SP: Now we assume that, moving away from the QPT value $B_c = 1$ (reached at $t = 1$), the magnetic field stops being time-dependent and acquires a constant value $B = 2$ at time $t = 2$ (these numbers are for illustration only, and any other choice of constants will be equally valid in our analysis). The state of the system at $t = 2$ and at subsequent times is that of a simple harmonic oscillator with frequency $\omega_{20} = 2\sqrt{2 - \gamma}$. Thus we take the target state in this case to be a Gaussian of the form $\Psi^T = \mathcal{N}_T \exp[-\frac{1}{2}\omega_{20}Q_2^2]$. With the reference state to be the $n = 0$ state with $B(t) > 1$ ($t > 1$) we find the complexity $\mathcal{C}_N^{BP}(t) = \frac{1}{2}\sqrt{\mathcal{P}_2^2 + \mathcal{Q}_2^2}$, with

$$\mathcal{P}_2 = \ln \left[\frac{\omega_{20} f_2^2}{\sqrt{f_2^2 \dot{f}_2^2 + 1}} \right], \quad \mathcal{Q}_2 = \arctan \left[-f_2 \dot{f}_2 \right]. \quad (18)$$

In this case to solve for the auxiliary equation we can impose the conditions in Eq. (13) at $t = 2$ where the magnetic field stops being time-dependent and acquires a constant value such that the wavefunctions at $t = 2$ are those of the time-independent oscillator at this instant. From arguments similar to the ones before, we see that the complexity is again regular everywhere, much like that in the BP.

In Fig. 1 we have plotted the NC and its derivative with $\gamma = 0.1$. From this plot it can be seen that both NC and its

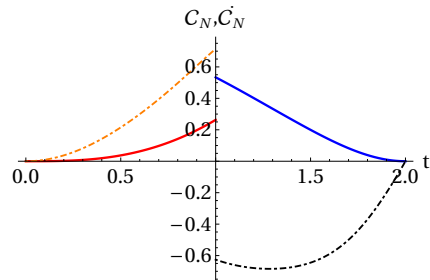


FIG. 1: Change of Nielsen complexity (solid curves in two phases) and its derivative (dot-dashed curves) across QPT at $t = 1$. We have set $\gamma = 0.1$. Both NC and its derivative show discontinuity at QPT.

derivative show discontinuity at QPT. Further at the start ($t = 0$) and the end (at $t = 2$) of the time-dependent protocol the NC and its derivative go to zero. In the context of comparing the complexity of BP and SP, it is important to note that the Hamiltonians for cases 1 and 2 have different sets of creation and annihilation operators. In the Bogoliubov transformations used to diagonalise these Hamiltonians, the Bogoliubov angles are different and do not continuously match to each other as we change the magnetic field through the transition point [33]. Hence the corresponding position and momentum operators defined in Eq. (4) are also different. This, in particular, means that though for both the cases the the ground state of the system is a Gaussian state of the form in Eq. (12) the coordinates used to write them are different. For this reason, we did not calculate the complexity of creating a state from one phase to the other.

It is however still interesting to ask if the complexity or its derivatives are continuous across the phase transition. By this we simply seek to understand whether the NC can be made to approach the same value from both sides, when the target states are infinitesimally separated, but in two different phases. The answer is, once again no. As we have shown in Appendix A, using the an approximation of the magnetic field close to the QPT and using a general solution of the auxiliary equation, the initial conditions imposed upon the auxiliary function force the complexity at first order to show discontinuity at QPT. We note that the expressions for the NC in two phases that we have written in terms of the auxiliary functions, can also be conveniently expressed in terms of the spin correlation functions. This is detailed in Appendix B.

V. FUBINI-STUDY COMPLEXITY OF THE LMG MODEL

So far we have calculated the circuit complexity of the LMG model ground state using the Nielsen's geometric approach, where one has to solve the geodesics equations corresponding to the metric on the space of unitary operators and hence calculate the corresponding minimum distance between two unitary operators defined on this space to find out the circuit complexity. An alternative proposal for complexity was put forward in [24], where one uses the quantum metric tensor (QMT) characterising the distance between two nearby quantum states, rather than the metric on the space

of unitaries, to calculate the geodesic distance. The resultant complexity is known as the Fubini-Study complexity in the literature. The mathematical details of the computation of the QMT and the FSC are by now standard in the literature. We will avoid repeating the details, only the essential definitions are provided in Appendix C.

In [30], for the isotropic LMG model, the metric on the space of thermal state was obtained, and it was shown that in the limit of zero temperature, the metric components are not well defined. The relation between QMT and QPT in the context of LMG model was also studied in [31], where it was shown that the determinant of the QMT vanishes in the conventional LMG model ground state, and hence the inverse is not well defined. To overcome these difficulties in the information geometric description of the standard LMG Hamiltonian of Eq. (1), recently [32] proposed a variation of the Hamiltonian of Eq. (1), which contains two terms linear in the total angular momentum. Using the HPT, the components of the QMT of the modified Hamiltonian can be calculated in the thermodynamic limit $N \rightarrow \infty$. Broadly, it is found that the components of the metric show diverging behaviour at the QPT, however, the Ricci scalar does not show any particular behaviour at that point.

Concretely, the Hamiltonian we consider here is given by

$$H = BJ_z + \Omega J_x + \frac{\xi}{j} J_y^2, \quad (19)$$

and we will mostly be interested in the ground state of this model. Compared to the Hamiltonian of Eq. (1), here one works with $\gamma = 0$ with the addition of an extra term linear in the angular momentum. Here, $j = N/2$, and $j(j+1)$ is the eigenvalue of the total spin operator.

Since the classical pseudospin operator of the ground state is not along the z axis, before applying the Holstein-Primakoff transformations, we need to perform a rotation about a suitable axis. In this case, the rotation axis is the y axis and the rotation angle is $\theta = \arccos\left[\frac{1}{\sqrt{\Omega^2+1}}\right]$ (see [32] for details). After this rotation - represented by the operator $\mathbf{R}_y(\theta)$, is performed, the new Hamiltonian can be written in terms of the components of the transformed spin operator $J' = \mathbf{R}_y(\theta)J$ as

$$H = \sqrt{\Omega^2+1}J'_z + \frac{\xi}{j}J_y'^2. \quad (20)$$

Now following a standard procedure, we can obtain the components of the QMT for the Hamiltonian in Eq. (20) by using the formula given in Eq. (C4). Among the three parameters in the above Hamiltonian which can be used as coordinates in the parameter manifold we take $B = 1$ without loss of generality. The line element of Eq. (C3) in the $\{\Omega, \xi\}$ coordinates can be written as

$$d\tau^2 = \frac{\Omega^2(\mathcal{U}-\mathcal{V})^2}{32\mathcal{U}^2\mathcal{V}^4}d\Omega^2 - \frac{\xi\Omega}{8\mathcal{U}^2\mathcal{V}^2}d\Omega d\xi + \frac{1}{8\mathcal{U}^2}d\xi^2, \quad (21)$$

where we have defined two functions

$$\mathcal{U}(\Omega, \xi) = \sqrt{\Omega^2+1}+2\xi, \quad \text{and} \quad \mathcal{V}(\Omega, \xi) = \sqrt{\Omega^2+1}. \quad (22)$$

Importantly, the above line element is slightly different from the one given in [32]. In particular, there is an extra term in the $g_{\Omega\Omega}$ component. The reason for this difference is that we

have employed the Hamiltonian in Eq. (20) for computing the metric tensor while on the other hand [32] uses that in Eq. (19). The form we have given above is particularly suitable for solving the geodesic equations and hence obtaining the FSC. Note that the metric components diverge at the QPT, where $\xi = -\frac{1}{2}\sqrt{\Omega^2+1}$, and this line in the parameter space is called the separatrix of the model, separating the two coherent states corresponding to ground state.

The metric in Eq. (21) is non diagonal in the $\{\Omega, \xi\}$ coordinates so that corresponding geodesics equations in terms of them are complicated and are difficult to solve. Our first goal here is to transform to a set of coordinates in which the metric is diagonal. For this we perform a series of coordinate transformations. Since ξ can take both positive and negative values, in the coordinate transformations below we need to consider two branches $\xi > 0$ and $\xi < 0$ separately.

Diagonal metric for $\xi > 0$ branch: We first use $\{t = \sqrt{\Omega^2+1}, \xi\}$ and then transform to $\{t, y = \xi/t\}$ coordinates, so that the line element after these transformations takes the following simplified form in the $\{t, y\}$ coordinates

$$d\tau^2 = \frac{1}{8t^2(1+2y)^2} \left[y^2 dt^2 + y t dt dy + t^2 dy^2 \right]. \quad (23)$$

The next step is to find another coordinate transformation which will make the above metric diagonal. We propose $\{t, y\} \rightarrow \{t = \frac{x_2}{\sqrt{x_1}}, y = x_1\}$. The diagonal form of the metric after this transformation, in the $\{x_1, x_2\}$ coordinates is given by

$$d\tau^2 = \frac{1}{32x_2^2(1+2x_1)^2} \left[3x_2^2 dx_1^2 + 4x_1^2 dx_2^2 \right]. \quad (24)$$

It is not difficult to check that any transformation of the t coordinate of the form $t = \frac{g(x_2)}{\sqrt{x_1}}$, $g(x_2)$ being an arbitrary function of x_2 will render the line element in Eq. (23) diagonal. We choose to consider the simplest one. The Ricci scalar of this metric can be easily calculated and is given by $R = \frac{128}{3x_1}$. For $\xi > 0$ we have $x_1 \neq 0$, and hence R is regular, which indicates that the underlying geometry is well defined everywhere in parameter range that we consider.

Diagonal metric for $\xi < 0$ branch: In this case the successive coordinate transformations are the followings. First transform to new set of coordinates $\{\tilde{t} = \sqrt{\Omega^2+1}, \xi\}$, and then to the set $\{\tilde{t}, \tilde{y} = -\xi/\tilde{t}\}$. Finally the resultant line element in the $\{\tilde{t}, \tilde{y}\}$ coordinates can be made diagonal by transforming to $\{\tilde{t} = \frac{\tilde{x}_2}{\sqrt{\tilde{x}_1}}, \tilde{y} = \tilde{x}_1\}$. The metric after these transformations is given by

$$d\tau^2 = \frac{1}{32\tilde{x}_2^2(1-2\tilde{x}_1)^2} \left[3\tilde{x}_2^2 d\tilde{x}_1^2 + 4\tilde{x}_1^2 d\tilde{x}_2^2 \right], \quad (25)$$

By comparing with the previous case we see that here only the second transformation is different. Since $\xi < 0$, \tilde{y} and hence \tilde{x}_1 are positive. Notice also that when $\xi < 0$ the coordinates x_1 and x_2 defined previously would become invalid. The Ricci scalar computed from this metric is given by $R = -\frac{128}{3\tilde{x}_1}$ is regular at QPT where the separatrix equation reads $\tilde{x}_1 = 1/2$. Importantly, we note from Eq. (D18) that we have to restrict ourselves to the region $\tilde{x}_2^2 > \tilde{x}_1$ to avoid the coordinate Ω from becoming imaginary. We will be careful about this in what follows.

A. Computing the FSC in the LMG model

We now calculate the FSC for metrics obtained above by minimising the complexity functional given in Eq. (C5). The task is to solve the geodesic equations for the QMTs obtained above, and then to find out the minimum distance between two points given by the coordinates $\{\Omega_1, \xi_1\}$ and $\{\Omega_2, \xi_2\}$ on the parameter manifold. The mathematical details are somewhat cumbersome, and are given in Appendix D.

FSC for $\xi > 0$. The geodesic equations corresponding to QMT of Eq. (24) can be separated using the Hamilton-Jacobi method, the details of which are given in Appendix D, from which we quote the results of Eq. (D16),

$$C_{FS} = \sqrt{\frac{3}{2}} \frac{1}{8} \ln \left[\frac{1}{\xi_1} \left\{ \frac{2\xi_2^2 + \xi_1 \sqrt{\Omega_1^2 + 1}}{2\xi_1 + \sqrt{\Omega_1^2 + 1}} \right\} \right]. \quad (26)$$

This is the expression for the complexity in terms of the boundary point coordinates. Importantly, as explained in Appendix D, the complexity does not depend on Ω_2 , rather Ω_2 is itself determined by other constants.

FSC for $\xi < 0$. An entirely similar analysis holds for the more interesting case $\xi < 0$, and we find here

$$C_{FS} = \sqrt{\frac{3}{2}} \frac{1}{8} \ln \left[\frac{\xi_1 (2\xi_1 + \sqrt{\Omega_1^2 + 1})}{\xi_1 \sqrt{\Omega_1^2 + 1} + 2\xi_2^2} \right]. \quad (27)$$

With this expression we can study the behaviour of FSC close to the QPT. Suppose that we move the initial point $\{\Omega_1, \xi_1\}$ of the geodesic close to the separatrix $\xi = -\frac{1}{2}\sqrt{\Omega^2 + 1}$. In this limit the complexity diverges, indicating the QPT. Thus unlike the Ricci scalar of the QMT, the complexity detects the QPT. It is also not difficult to show that the FSC of the excited states of the LGM model can be computed in the same way as above, and we have provided the details in Appendix E. As in this case, the FSC of the excited states also shows non-analyticity at the phase transition.

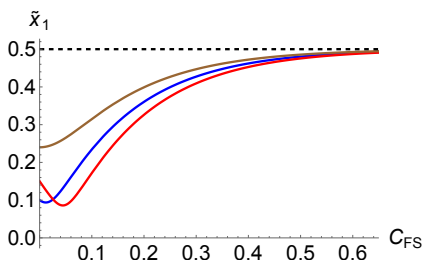


FIG. 2: Numerical solution of \tilde{x}_1 as a function of τ . The blue, red and brown curves correspond to the initial conditions $(\tilde{x}_1, \tilde{x}_2, \tilde{x}_1) = (0.1, 0.32, -1)$, $(0.15, 0.42, -2)$ and $(0.24, 0.5, 9)$ respectively. The horizontal black dashed line denotes $\tilde{x}_1 = \frac{1}{2}$.

It is important to quantify the divergence of the FSC near the separatrix. For this, it is more convenient to describe geodesics that we shoot from a given reference point away from the separatrix. Here, we solve the geodesic equations resulting from Eq. (25) numerically. Numerical solutions of \tilde{x}_1 and \tilde{x}_2 are obtained as functions of the affine parameter, given interpolating functions which are inverted using a standard root finding procedure in Mathematica to find the

FSC. Fig. 2 shows the numerical solutions of \tilde{x}_1 as a function of the affine parameter (which is the FSC itself). In this figure, the blue, red and brown curves correspond to the initial conditions $(\tilde{x}_1, \tilde{x}_2, \tilde{x}_1) = (0.1, 0.32, -1)$, $(0.15, 0.42, -2)$ and $(0.24, 0.5, 9)$ respectively. It is clearly seen that, even with an initial velocity vector that moves a geodesic away from the separatrix (the horizontal black dashed line), it is eventually attracted towards it and reach there “slowly,” i.e., near this line, a finite change in the affine parameter produces an infinitesimal change in x_1 . This is analogous to what happens in dynamical systems when trajectories are close to the separatrix. Also, we have checked that $\tilde{x}_2^2 > \tilde{x}_1$ all along the geodesic, as required.

Fig. 3 shows these geodesics in the $\tilde{x}_1 - \tilde{x}_2$ plane, where the same colour coding as in Fig. 2 is followed. We have drawn the geodesics as parametric plots on a flat $\tilde{x}_1 - \tilde{x}_2$ plane, but these carry the same information as one would obtain if these are drawn on the curved parameter manifold embedded in three dimensions. Clearly, all geodesics bend towards the separatrix, confirming our assertion in the last paragraph. The dashed black line here represents $\tilde{x}_2^2 - \tilde{x}_1 = 0$, and the vertical dashed green line is the separatrix. Finally, in Fig.

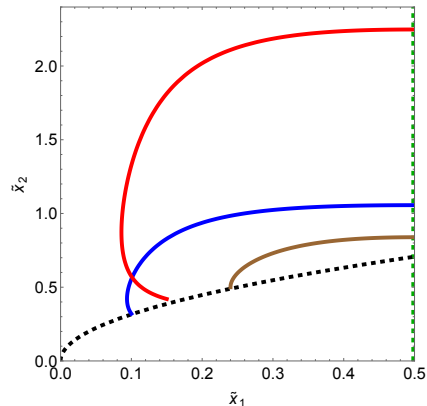


FIG. 3: Geodesics on the $\tilde{x}_1 - \tilde{x}_2$ plane, the dashed black line here represents $\tilde{x}_2^2 - \tilde{x}_1 = 0$, and the vertical dashed green line is the separatrix $\tilde{x}_1 = \frac{1}{2}$.

4, we show numerical fits of the FSC near the separatrix with the function $a + b \ln(0.5 - \tilde{x}_1)$, where the same colour coding of Fig. 2 has been used. The blue, red and brown curves are fitted with $a = -0.1, -0.07$ and -0.15 respectively. The solid lines correspond to the numerical solutions and the circles of the same colours denote the fits. In all cases, we find $b = -0.153$, in precise agreement with the pre-factor of Eq. (27). The computation of the FSC for excited states in the LMG model of Eq. (19) is also straightforward. The details of this computation are presented in Appendix E.

B. Nielsen complexity of the modified LMG model ground state

Before concluding this section we shall briefly discuss the calculation of the Nielsen complexity of this modified LMG model. Starting from the rotated form of the Hamiltonian of the modified LMG model (in Eq. (20)), first applying the Holstein-Primakoff transformations and then performing a subsequent Bogoliubov transformation to diagonalise it the

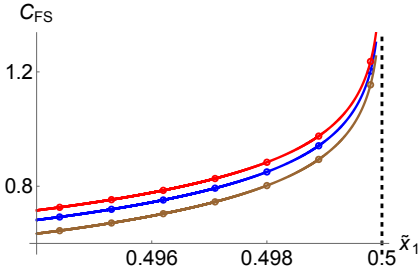


FIG. 4: The FSC of Fig. 2 fitted with the function $a + b \ln(0.5 - \tilde{x}_1)$. The colour coding is the same as before. For the blue, red and brown curves, $a = -0.1, -0.07$ and -0.15 respectively, and $b = -0.153$ in all cases. The vertical dashed black line is the separatrix $\tilde{x}_1 = \frac{1}{2}$.

final form of the Hamiltonian in the ground state can be written as [32]

$$\mathbf{H}_{LMG2} \approx -j\mathcal{V}(\omega, \xi) + \sqrt{\mathcal{U}(\omega, \xi)\mathcal{V}(\omega, \xi)} \left(b_0^\dagger b_0 + \frac{1}{2} \right), \quad (28)$$

where b_0 and b_0^\dagger are corresponding creation and annihilation operators after the BT and \mathcal{U}, \mathcal{V} are defined before in Eq. (22). Once again this can be recognised as the Hamiltonian of a simple harmonic oscillator with frequency $\omega_m = \sqrt{\mathcal{U}(\omega, \xi)\mathcal{V}(\omega, \xi)}$. It is straightforwardly shown that the circuit complexity of creating a ground state with frequency ω_{m2} starting from a ground state ω_{m1} is given by

$$C_N = \frac{1}{2} \ln \left[\frac{\omega_{m2}}{\omega_{m1}} \right] = \frac{1}{4} \ln \left[\frac{\Omega_2^2 + 1 + 2\xi_2 \sqrt{\Omega_2^2 + 1}}{\Omega_1^2 + 1 + 2\xi_1 \sqrt{\Omega_1^2 + 1}} \right]. \quad (29)$$

The NC shows the same divergence structure as the FSC, as is easily gleaned from Eqs. (27) and (29).

VI. CONCLUSIONS AND DISCUSSIONS

Complexity has now become ubiquitous in the study of quantum field theories, and one can gain deep insights by investigating its behaviour in simpler spin systems. So far in the literature, the computation of complexity has mostly focussed on the transverse XY model and its variants. These models have a non-trivial phase diagram, but are simple in the sense that they are reducible to quasi free fermionic systems and the NC as well as the FSC are related to the Bogoliubov angle. Here we have investigated the LMG model which contains long range interactions, and hence does not share this property. We found remarkably different features of the complexity here, compared to the XY model.

While for a time-independent scenario, the NC and the FSC diverges at the phase transition, the time-dependent NC avoids this singularity. The divergence in the former cases can be traced back to the presence of a zero mode, quantified by the separatrix of the model. Importantly, this divergence is the same as the one in a computation of the entanglement entropy of the model. In the latter case, we applied the Lewis-Riesenfeld method of obtaining the wavefunctions of such non stationary systems to show why the NC of the LMG model avoids this singularity. These results are novel and to the best of our knowledge have not appeared in the literature before.

As a future direction, it will be very interesting to compute the FSC in a quench scenario, as was done recently for the quenched XY model [20]. The non-trivial nature of the information metric probably holds the clue to the behaviour of the FSC during the quench. We leave such a study for the future. Furthermore it will be interesting to extend such studies in other models such as the Dicke model of quantum optics.

Appendix A: Complexity of the LMG model close to QPT

For a given time-dependent magnetic field profile in section III we numerically solved the auxiliary equation to find out the complexity and observed that it shows discontinuous behaviour at QPT. In this appendix we shall discuss the behaviour of the Nielsen complexity when the reference and the target state are very close to the QPT, using the general solution of the auxiliary equation written in terms of the solution of the classical equation of motion of the time-dependent oscillator. We shall argue that, in general, the complexity is not contentious across the QPT, i.e. its numerical value in the BP and the SP are different at QPT, in agreement with the discussions of the main text.

Since at the QPT the magnetic field approaches the critical value $B_c = 1$, we can introduce a new variable ϵ and at the first order approximation can write the magnetic field before and after the phase transition (i.e., in the BP and SP respectively) as

$$B_1(\epsilon) \approx 1 - \epsilon, \quad \text{and} \quad B_2(\epsilon) \approx 1 + \epsilon, \quad (A1)$$

where the QPT is understood to be reached in the limit $\epsilon \rightarrow 0$. Here, ϵ is assumed to be varied over a small range around zero i.e., before and after QPT. In this setting the variable ϵ plays the role of t in section III.

With this approximation, the ϵ dependent frequencies in the two phases can be written up to first order as

$$\begin{aligned} \omega_1(\epsilon) &\approx 2\sqrt{2\epsilon(1-\gamma)} = b_1\sqrt{\epsilon}, \\ \omega_2(\epsilon) &\approx 2\sqrt{\epsilon(1-\gamma)} = b_2\sqrt{\epsilon}, \end{aligned} \quad (A2)$$

where we have conveniently introduced the constants b_1 and b_2 . Thus very close to the QPT, we have an ϵ dependent oscillator (instead of a time dependent oscillator of section III), with the frequencies at the both phases varying as $\sqrt{\epsilon}$, and their respective magnitudes being different. This makes the analysis much simpler - we need to perform the calculations only in one of the two phases and the result for the other phase can be obtained by changing the constant b_i .

To obtain the complexity, we need to find the solution of the auxiliary equation Eq. (10), with the variable ϵ . This can be obtained using the following procedure. Suppose $g_1(\epsilon)$ and $g_2(\epsilon)$ are two linearly independent solutions of the classical equation of motion of the variable frequency oscillator

$$\frac{d^2 g(\epsilon)}{d\epsilon^2} + \omega^2(\epsilon)g(\epsilon) = 0. \quad (A3)$$

If we denote by W their Wronskian then a solution of the corresponding auxiliary equation can be written as

$$f(\epsilon) = \sqrt{A_1 g_1^2(\epsilon) + 2A_2 g_1(\epsilon)g_2(\epsilon) + 2A_3 g_2^2(\epsilon)}, \quad (A4)$$

with the three consonants A_1, A_2, A_3 being related by the relation

$$A_1 A_3 - A_2^2 = \pm \frac{1}{W^2}. \quad (\text{A5})$$

The two independent constants A_1 and A_3 can be obtained by using the conditions listed in Eq. (13) at a value ϵ_1 in the BP and ϵ_2 in the SP, with both of them being very much smaller than unity i.e. two points being very close to QPT in the respective phases. Notice also that the constant A_i take different values in two phases (since the conditions of the auxiliary functions are different).

Two linearly independent solutions of the classical equation of motion Eq. (A3) with the frequency in Eq. (A2) are the Bessel functions given respectively by

$$g_1(\epsilon) = \epsilon^{1/2} J_{1/3}(y), \quad g_2(\epsilon) = \epsilon^{1/2} J_{-1/3}(y); \quad y = \frac{2b_i}{3} \epsilon^{3/2}. \quad (\text{A6})$$

Here b_i stands for either b_1 or b_2 .

With this solution, we can now calculate the limiting values at the QPT ($\epsilon \rightarrow 0$) of the quantities of our interest. Firstly, using the standard expansion of the Bessel functions for small values of the argument, we obtain the value of the auxiliary function at the QPT to be $f(\epsilon \rightarrow 0) = \frac{\sqrt{A_{i1}}}{\Gamma(2/3)} \left(\frac{3}{b_i}\right)^{1/3}$. Since $b_1 \neq b_2$, and A_1 in two phases are different the auxiliary function in general is not continuous at the phase transition. Similarly in the limit $\epsilon \rightarrow 0$, the derivative of the auxiliary function is $\frac{df(\epsilon)}{d\epsilon} \rightarrow n b_i^{1/3} \sqrt{\frac{27A_{i1}A_{i3} - 4\pi^2}{A_{i1}}}$, n being a constant.

Now we can substitute these values in the expression for the complexity to obtain the following first order formula in either of the two phases

$$\begin{aligned} C_i(\epsilon \rightarrow 0) &= \frac{1}{2} \sqrt{P_{i0}^2 + Q_{i0}^2}; \\ P_{i0} &= \ln \left[\left(\frac{3}{b}\right)^{2/3} \frac{A_{i1}\omega_{i0}}{\sqrt{1 + 3^{2/3}n^2(27A_{i1}A_{i3} - 4\pi^2)}} \right], \quad (\text{A7}) \\ Q_{i0} &= \arctan \left[\frac{3^{1/3}}{\Gamma(2/3)} n \sqrt{27A_{i1}A_{i3} - 4\pi^2} \right]. \end{aligned}$$

This expression shows that complexities in both the phases, with first order values of $f(\epsilon)$ and $df/d\epsilon$, are different from one another in the limit $\epsilon \rightarrow 0$, and hence discontinuous at QPT.

Here it is important to recognize the important role played by the conditions on the auxiliary function $f(\epsilon)$ at ϵ_1 (and ϵ_2). If these conditions were not imposed upon $f(\epsilon)$ then it is possible to construct a solution such that the complexity and its derivative is continuous across the QPT. However, if we impose restriction on the auxiliary function at some initial (or final) point of evolution then the solution necessarily changes in such a way that value of the complexity becomes discontinuous at QPT. Furthermore, these conclusions are valid only when the reference and the target states are chosen to be close to the QPT. In the general case the conclusions of sec-III remain valid.

Appendix B: Circuit Complexity of the LMG model in terms of the uncertainties

In the basis of the eigenfunctions of the invariant operator we have the following diagonal matrix elements

$$\begin{aligned} \langle \phi_n(t) | Q_i | \phi_n \rangle &= \langle \phi_n(t) | P_i | \phi_n \rangle = 0, \\ \langle \phi_n(t) | Q_i^2 | \phi_n \rangle &= f_i^2 \left(n + \frac{1}{2} \right), \\ \langle \phi_n(t) | P_i^2 | \phi_n \rangle &= \frac{1}{f_i^2} \left(1 + f_i^2 J_i^2 \right) \left(n + \frac{1}{2} \right), \quad (\text{B1}) \\ \langle \phi_n(t) | P_i Q_i + Q_i P_i | \phi_n \rangle &= 2f_i \dot{f}_i \left(n + \frac{1}{2} \right). \end{aligned}$$

Hence the circuit complexity calculated above in either of the two phases can be written as $C_i(t) = \frac{1}{2} \sqrt{A_i^2 + B_i^2}$, with

$$\mathcal{A}_i(t) = \ln \left[\frac{\langle \Delta P_i \rangle_T \langle \Delta Q_i \rangle_R}{\langle \Delta P_i \rangle_R \langle \Delta Q_i \rangle_T} \right], \quad \mathcal{B}_i(t) = \arctan \left[\frac{1}{2} \langle P_i Q_i \rangle_T \right], \quad (\text{B2})$$

where $\langle \Delta Q_i \rangle_T$ and $\langle \Delta P_i \rangle_T$ respectively indicates the uncertainty of the position and the momentum operator in the target state in either phase. Similarly a subscript 'R' indicates corresponding quantities in the reference state. After a lengthy algebraic calculation this expression can be rewritten in terms of the original total spin operators of that appear LMG model Hamiltonian. We first present the result in the symmetric phase, for which the expression is relatively simpler, and is given by

$$\mathcal{A}_2(t) = \frac{1}{2} \ln \left[\frac{e^{2\Theta_2} \omega_2^2(t) \langle J_y^2 \rangle_T}{\omega_{20}^2 \langle J_x^2 \rangle_T} \right], \quad \mathcal{B}_2(t) = \arctan \left[\frac{1}{N} \langle J_x J_y \rangle \right], \quad (\text{B3})$$

where Θ_2 is the angular variable in the Bogoliubov transformations and is given by $\Theta_2 = \text{arctanh}((1 - \gamma)/(2B(t) - 1 - \gamma))$. Also, $J_x J_y = \frac{1}{2}(J_x J_y + J_y J_x)$. On the other hand, in the broken phase the same expression is true but with the rotated spin components \tilde{S}_i s instead of the original ones. After the appropriate transformations are made, the expression for the complexity reads

$$\begin{aligned} \mathcal{A}_1(t) &= \frac{1}{2} \ln \left[\frac{e^{2\Theta_1} \omega_1^2(t) \langle J_y^2 \rangle_T}{\omega_{10}^2 Y} \right], \quad (\text{B4}) \\ \mathcal{B}_1(t) &= \arctan \left[\frac{\cos^2 \theta_0}{2N} \langle J_x J_y \rangle \right], \end{aligned}$$

where

$$Y = \cos^2 \theta_0 \langle J_x^2 \rangle_T + \sin^2 \theta_0 \langle J_z^2 \rangle_T - \sin \theta_0 \cos \theta_0 \langle J_z J_x \rangle, \quad (\text{B5})$$

θ_0 is the rotation angle, and $\Theta_1 = \text{arctanh}((B^2(t) - \gamma)/(2 - B^2(t) - \gamma))$ is the angular variable used in the Bogoliubov transformation used in this phase.

When the magnetic field becomes time-independent, then $f(t) = \text{constant}$, and hence from Eq. (B2) we see that the second term in the expression (B3) vanishes and we get back the results of section II written in terms of the matrix elements of P^2 or Q^2 .

Appendix C: The quantum metric tensor

To compute the QMT, we consider the Hamiltonian operator to be parameterised by k real parameters $\{x^i\}$, ($i = 1, 2, \dots, k$). These parameters naturally define a manifold \mathcal{M}_k with coordinates $x = (x^1, x^2, \dots, x^k)$. Then, following [25], we define the rank two covariant tensor known as the quantum geometric tensor (QGT)

$$\mathcal{Q}_{ij} = \left\langle \frac{\partial n(x)}{\partial x^i} \middle| \frac{\partial n(x)}{\partial x^j} \right\rangle - \left\langle \frac{\partial n(x)}{\partial x^i} \middle| n(x) \right\rangle \left\langle n(x) \middle| \frac{\partial n(x)}{\partial x^j} \right\rangle, \quad (\text{C1})$$

where $|n(x)\rangle$ denotes the n 'th eigenstate of the Hamiltonian with energy $E_n(x)$ i.e., $H(x)|n(x)\rangle = E_n(x)|n(x)\rangle$. In defining the QGT, we have made the reasonable assumption that the Hamiltonian and hence the eigenstates as well as the energies are smooth functions of all the parameters.

In general, the components of the QGT are complex functions of the parameters. The real part, a symmetric covariant tensor of rank two naturally defines a Riemannian structure on the space of states and we call this tensor the QMT (the imaginary part is the Berry curvature)

$$g_{ij} = \Re[\mathcal{Q}_{ij}], \quad (\text{C2})$$

so that the distance between two quantum states $|n(x)\rangle$ and $|n(x+dx)\rangle$ differing infinitesimally in the parameters can be written as

$$d\tau^2 = 1 - |\langle n(x)|n(x+dx)\rangle|^2 = g_{ij}dx^i dx^j + \mathcal{O}(|dx|^3). \quad (\text{C3})$$

By using the standard formula for the overlap between a state and its derivative $\langle n(x)|\frac{\partial n(x)}{\partial x^i}\rangle$ in terms of the expectation value of derivatives of the Hamiltonian itself one can obtain an alternative formula for the QGT given as

$$\mathcal{Q}_{ij} = \sum_{m \neq n} \frac{\langle n(x)|\partial_i H|m(x)\rangle \langle m(x)|\partial_j H|n(x)\rangle}{(E_m(x) - E_n(x))^2}, \quad (\text{C4})$$

with the subscript i denoting the partial derivatives with respect to x^i (see [3] for a derivation of this formula as well as for a review of approach of using QGT to detect QPTs). We shall use this form of the QGT to calculate the QMT of the LMG model.

Let us consider a path $x^a(\tau)$ on the space characterize by QMT. Then, with the QMT calculated from the above formula in Eq. (C4), the FSC is obtained by minimising the quantity

$$\mathcal{C}_{FS} = \min \int_0^1 d\tau \sqrt{g_{ab} \frac{dx^a}{d\tau} \frac{dx^b}{d\tau}}. \quad (\text{C5})$$

Thus the complexity between two states on the parameter manifold is given by the minimum value of the distance of the geodesic connecting these two points. In writing the above formula we have assumed that the geodesic $x^a(\tau)$ connecting reference state and target state on the parameter manifold is parameterized in such a way that reference state corresponds to $\tau = 0$, while the target state is at $\tau = 1$.

Appendix D: Calculation of the Fubini-Study complexity in the LMG model

Separation of geodesic equations for $\xi > 0$: First we write down the relations between $\{\Omega, \xi\}$ and $\{x_1, x_2\}$ coordinates

$$x_1 = \frac{\xi}{\sqrt{\Omega^2 + 1}}, \quad x_2 = (\Omega^2 + 1)^{1/4} \sqrt{\xi}, \quad (\text{D1})$$

with the inverse relations being given by

$$\xi = \sqrt{x_1 x_2}, \quad \Omega = \sqrt{\frac{x_2^2}{x_1} - 1}. \quad (\text{D2})$$

The geodesic equations corresponding to the metric in Eq. (24) can be easily written down and these are given by

$$\begin{aligned} \frac{3}{16} \frac{d}{d\tau} \left(\frac{\dot{x}_1}{(1+2x_1)^2} \right) - \frac{(2x_1 \dot{x}_2^2 - 3\dot{x}_1^2 x_2^2)}{8x_2^2(1+2x_1)^3} &= 0, \\ \frac{d}{d\tau} \left(\frac{x_1^2 \dot{x}_2}{x_2^2(1+2x_1)^2} \right) + \frac{x_1^2 \dot{x}_2^2}{x_2^2(1+2x_1)^2} &= 0. \end{aligned} \quad (\text{D3})$$

These equations are difficult to solve analytically. Instead of directly solving these second order nonlinear differential equations, we shall use the well known Hamilton-Jacobi (HJ) method for separating them, so that we obtain first order equations. As we shall see, there exists a hidden integral of motion which makes the separation possible. The HJ equation,

$$2 \frac{\partial S(x^a, \tau)}{\partial \tau} = g^{ab} \left(\frac{\partial S(x^a, \tau)}{\partial x^a} \right) \left(\frac{\partial S(x^a, \tau)}{\partial x^b} \right), \quad (\text{D4})$$

with the principal function denoted as $S(x^a, \tau)$, for the metric in Eq. (24) is given by

$$\begin{aligned} 2 \frac{\partial S(x^a, \tau)}{\partial \tau} &= \frac{32}{3} (1+2x_1)^2 \left(\frac{\partial S(x^a, \tau)}{\partial x_1} \right)^2 \\ &+ 8 \frac{x_2^2}{x_1^2} (1+2x_1)^2 \left(\frac{\partial S(x^a, \tau)}{\partial x_2} \right)^2. \end{aligned} \quad (\text{D5})$$

Now as is the standard procedure of separation, we assume the following form of the principal function

$$S(x_1, x_2, \tau) = \frac{1}{2} K^2 \tau + S_{x_1}(x_1) + S_{x_2}(x_2), \quad (\text{D6})$$

where, as indicated, $S_{x_1}(x_1)$ and $S_{x_2}(x_2)$ are two functions of their single arguments, and $K^2 = g_{ab} \dot{x}^a \dot{x}^b$ is a constant along the geodesic. Substituting this form of the principle function in the HJ equation, we get

$$K^2 = \frac{32}{3} (1+2x_1)^2 \left(\frac{dS_{x_1}}{dx_1} \right)^2 + 8 \frac{x_2^2}{x_1^2} (1+2x_1)^2 \left(\frac{dS_{x_2}}{dx_2} \right)^2. \quad (\text{D7})$$

After a bit of algebraic manipulation this can be rewritten as

$$\frac{x_1^2}{(1+2x_1)^2} K^2 - \frac{32}{3} x_1^2 \left(\frac{dS_{x_1}}{dx_1} \right)^2 = 8x_2^2 \left(\frac{dS_{x_2}}{dx_2} \right)^2 = \mathcal{M}, \quad (\text{D8})$$

with \mathcal{M} being a constant. The left side of Eq. (D8) is a function of x_1 only, and the right side depends only on x_2 , and hence for the above equality to be valid, both sides must be a constant as indicated above. Since we are looking for a particular geodesic which will minimise the distance between two points $\{\Omega_1, \xi_1\}$ and $\{\Omega_2, \xi_2\}$ the constant \mathcal{M} can be expressed as a function of these coordinate values.

From Eq. (D8) we have the following two separated equations

$$\left(\frac{dS_{x_1}}{dx_1}\right)^2 = \frac{3}{32} \left[\frac{K^2}{(1+2x_1)^2} - \frac{\mathcal{M}}{x_1^2} \right], \quad \left(\frac{dS_{x_2}}{dx_2}\right)^2 = \frac{\mathcal{M}}{8x_2^2}. \quad (\text{D9})$$

First order differential equations for coordinates themselves can be readily obtained by using the formula

$$g_{ab} \frac{dx^b}{d\tau} = \frac{\partial S(x^a, \tau)}{\partial x^a}, \quad (\text{D10})$$

and these, when simplified after some algebraic steps are given by

$$\frac{dx_1}{d\tau} = \sqrt{\frac{32}{3}} \left(K^2 (1+2x_1)^2 - \frac{\mathcal{M} (1+2x_1)^4}{x_1^2} \right)^{1/2}, \quad (\text{D11})$$

$$\frac{dx_2}{d\tau} = \frac{2\sqrt{2\mathcal{M}}x_2}{x_1^2} (1+2x_1)^2.$$

To understand the significance of the separation constant we notice that the QMT admits a Killing vector of the form $K_a = (0, \frac{C_3 x_1^2}{x_2(1+2x_1)^2})$, C_3 being a constant. The conserved quantity along the geodesic associated this Killing vector is $\frac{C_3 x_1^2}{x_2(1+2x_1)^2} \frac{dx_2}{d\tau}$, which as can be seen from the second relation of Eq. (D11) is just proportional to $\sqrt{\mathcal{M}}$. Hence the conserved quantity associated with the Killing vector is just the separation constant associated with the HJ equations which corresponds to a hidden symmetry of the metric tensor. In fact, the existence of the Killing vector implies that we can transform to a new set of coordinates, say (X_1, X_2) from the present one, (x_1, x_2) such that one of the coordinates of the new set becomes cyclic thereby making the symmetry explicit.

Since the general solutions of this set of equations are difficult to obtain for generic values of \mathcal{M} , we shall solve these equations for a particular value of the separation constant, namely for simplicity we choose $\mathcal{M} = 0$. However, this is not a significant restriction, the reason being the following. As we have mentioned before, after we solve the first order equations, the two new integration constants present in the solutions $x_1(\tau), x_2(\tau)$ (call them C_1 and C_2 for convenience), as well as two constants K and \mathcal{M} already present are determined in terms of the coordinates $\{\Omega_1, \xi_1\}$ and $\{\Omega_2, \xi_2\}$. Alternatively, we can choose one of constants of the first set, say \mathcal{M} to be given beforehand (note that since in the end the constant K is the required complexity which we want to determine, we can not take this to be given). so that one from the other set (we take Ω_2) is determined in terms of the others, here it is the set $\mathcal{M}, \Omega_1, \xi_1$, and ξ_2 .

To calculate the FSC, we need the solutions of Eqs. (D11) with $\mathcal{M} = 0$ (here \mathcal{M} is the separation constant used in the

Hamilton-Jacobi equation). These are given by

$$x_1(\tau) = C_1 \exp \left\{ 8\sqrt{\frac{2}{3}} K \tau \right\} - \frac{1}{2}, \quad x_2(\tau) = C_2 = x_2(0). \quad (\text{D12})$$

Here, C_1 and C_2 are two integration constants, $K = \sqrt{g_{ab} \dot{x}^a \dot{x}^b}$ is a constant along the geodesic, and integrated between reference state with $\tau = 0$ and target state with $\tau = 1$ this is the geodesic distance. The coordinate x_2 remains constant along the geodesic which we call $x_2(0)$ - the value at $\tau = 0$ (the constant $C_2 \neq 0$). Since we have separated the geodesic equations in the transformed $\{x_1(\tau), x_2(\tau)\}$ coordinates not in the original $\{\Omega, \xi\}$ coordinates the solution $x_2 = C_2$ does not necessarily mean that any of the two coordinates in the original parameter manifold is a constant.

Having obtained the solutions the last step of finding the complexity is to use the boundary conditions at the end points to obtain K , which itself is the geodesic distance and hence the complexity. At the starting point of the geodesic $\tau = 0$ we have

$$\Omega_1 = \left[\frac{C_2^2}{C_1 - \frac{1}{2}} - 1 \right]^{1/2}, \quad \xi_1 = C_2 \left(C_1 - \frac{1}{2} \right)^{1/2}. \quad (\text{D13})$$

Inverting them we have the unknown constants in terms of the initial coordinate locations

$$C_1 = \frac{\xi_1}{\sqrt{\Omega_1^2 + 1}} + \frac{1}{2}, \quad C_2 = (\Omega_1^2 + 1)^{1/4} \sqrt{\xi_1}. \quad (\text{D14})$$

These constants can also be directly obtained from the relations given in Eq. (D2).

On the other hand at the end point $\tau = 1$ we have

$$\xi_2 = C_2 \left[C_1 \exp \left\{ 8\sqrt{\frac{2}{3}} K \right\} - \frac{1}{2} \right]^{1/2}. \quad (\text{D15})$$

Inverting this relation we obtain the complexity $\mathcal{C}_{FS} = K$ as

$$\begin{aligned} \mathcal{C}_{FS} &= \sqrt{\frac{3}{2}} \frac{1}{8} \ln \left[\frac{1}{C_1} \left\{ \left(\frac{\xi_2}{C_2} \right)^2 + \frac{1}{2} \right\} \right] \\ &= \sqrt{\frac{3}{2}} \frac{1}{8} \ln \left[\frac{1}{\xi_1} \left\{ \frac{2\xi_2^2 + \xi_1 \sqrt{\Omega_1^2 + 1}}{2\xi_1 + \sqrt{\Omega_1^2 + 1}} \right\} \right]. \end{aligned} \quad (\text{D16})$$

Note that with the assumptions we have obtained the complexity (i.e., choosing the constant \mathcal{M} to be independent) if the parameter ξ is the same at the starting and the ending points i.e., $\xi_1 = \xi_2$ then the complexity vanishes as can be directly seen by putting $\xi_1 = \xi_2$ in Eq. (D16).

Separation of geodesic equations for $\xi < 0$: Here the relations between the $\{\tilde{x}_1, \tilde{x}_2\}$ and $\{\xi, \Omega\}$ coordinates are given by

$$\tilde{x}_1 = \frac{-\xi}{\sqrt{\Omega^2 + 1}}, \quad \tilde{x}_2 = (\Omega^2 + 1)^{1/4} \sqrt{-\xi}, \quad (\text{D17})$$

And the inverse relations are given by

$$\xi = -\sqrt{\tilde{x}_1 \tilde{x}_2}, \quad \Omega = \sqrt{\frac{\tilde{x}_2^2}{\tilde{x}_1} - 1}. \quad (\text{D18})$$

In terms of the \tilde{x}_1 coordinate the separatrix is at $\tilde{x}_1 = 1/2$.

An entirely similar procedure as that of the previous case can be followed to separate the geodesic equations for the metric in Eq. (25) as well. The separated equations analogous to those of Eqs. (D11) are given by

$$\frac{d\tilde{x}_1}{d\tau} = \sqrt{\frac{32}{3}} \left(K^2 (1 - 2\tilde{x}_1)^2 - \frac{\mathcal{M} (1 - 2\tilde{x}_1)^4}{\tilde{x}_1^2} \right)^{1/2}, \quad (\text{D19})$$

$$\frac{d\tilde{x}_2}{d\tau} = \frac{2\sqrt{2\mathcal{M}\tilde{x}_2}}{\tilde{x}_1^2} (1 - 2\tilde{x}_1)^2.$$

Solutions of Eq. (D19) with $\mathcal{M} = 0$ are given by

$$\tilde{x}_1(\tau) = \tilde{C}_1 \exp \left\{ -8\sqrt{\frac{2}{3}} K\tau \right\} + \frac{1}{2}, \quad \tilde{x}_2(\tau) = \tilde{C}_2 = \tilde{x}_2(0). \quad (\text{D20})$$

From Eq. (D17) the conditions at $\tau = 0$ give the two unknown constants in terms of the initial coordinate locations

$$\tilde{C}_1 = \frac{-\xi_1}{\sqrt{\Omega_1^2 + 1}} - \frac{1}{2}, \quad \tilde{C}_2 = (\Omega_1^2 + 1)^{1/4} \sqrt{-\xi_1}. \quad (\text{D21})$$

Now evaluating the solution of Eq. (D20) at $\tau = 1$ and inverting we have the expression for the geodesic distance and hence the FSC quoted in the text.

Appendix E: FSC of LMG exited state

We now briefly discuss the calculation of FSC of the highest energy state of the LMG model in Eq. (2). We shall concentrate only on the symmetric phase since the analytical expressions of the QMT is difficult to obtain for the broken symmetry phase [32]. It has been shown in Ref. [32] the exited state shows a QPT at $\xi = \frac{1}{2}\sqrt{\Omega^2 + 1}$ and our aim in this appendix will be to see the behaviour of the FSC close to this transition.

The computation of the QMT goes exactly in the same fashion as in the ground state. Here the line element analogous to that in Eq. (24) after the diagonalisation is performed is given by

$$d\tau_{ext}^2 = \frac{1}{32x_2^2(1-2x_1)^2} \left[3x_2^2 dx_1^2 + 4x_1^2 dx_2^2 \right], \quad (\text{E1})$$

where the subscript *ext* refers to the exited phase and the coordinates $\{x_1, x_2\}$ are related to the set $\{\Omega, \xi\}$ with the same formula as those one given in Eq. (D2). Once again the condition $x_1 \neq 0$ is valid. The Ricci scalar computed from this metric, given by $R = -\frac{128}{3x_1}$, is regular across the parameter manifold of the exited phase and thus it fails to notify the QPT.

The resulting geodesic equations can be once again separated using the HJ method and the solutions are now given by (compare with those of Eq. (D12) for the ground state)

$$x_1(\tau) = C_1 \exp \left\{ -8\sqrt{\frac{2}{3}} K\tau \right\} + \frac{1}{2}, \quad x_2(\tau) = C_2 = x_2(0). \quad (\text{E2})$$

The complexity in terms of the boundary point coordinates is now given by

$$\begin{aligned} C_{FS} &= -\sqrt{\frac{3}{2}} \frac{1}{8} \ln \left[\frac{1}{C_1} \left\{ \left(\frac{\xi_2}{C_2} \right)^2 - \frac{1}{2} \right\} \right] \\ &= \sqrt{\frac{3}{2}} \frac{1}{8} \ln \left[\xi_1 \left\{ \frac{2\xi_1 - \sqrt{\Omega_1^2 + 1}}{2\xi_2^2 - \xi_1 \sqrt{\Omega_1^2 + 1}} \right\} \right]. \end{aligned} \quad (\text{E3})$$

We see that as the reference state point $\{\Omega_1, \xi_1\}$ moves towards the separatrix which is in this case, the line $\xi = \frac{1}{2}\sqrt{\Omega^2 + 1}$, the expression for the FSC diverges, and it has the same features that we have seen in Section V.

-
- [1] S. Sachdev, *Quantum Phase Transitions*, C.U.P (1999).
[2] A. Carollo, D. Valenti and B. Spagnolo, Phys. Rept. **838**, 1-72 (2020).
[3] S.-J. Gu Int. J. Mod. Phys. B. **24** 4371 (2010).
[4] L. Susskind, Fortsch. Phys. **64** 44 (2016).
[5] L. Susskind, Fortsch. Phys. **64** 49 (2016).
[6] A.R. Brown, D.A. Roberts, L. Susskind, B. Swingle and Y. Zhao, Phys. Rev. Lett. **116** 191301 (2016).
[7] A.R. Brown, D.A. Roberts, L. Susskind, B. Swingle and Y. Zhao, Phys. Rev. D **93** 086006 (2016).
[8] M. A. Nielsen, arXiv:quant-ph/0502070 [quant-ph].
[9] M. A. Nielsen, M. R. Dowling, M. Gu, and A. M. Doherty, Science **311** (2006) 1133.
[10] M. A. Nielsen and M. R. Dowling, arXiv:quant-ph/0701004.
[11] R. Jefferson and R. C. Myers, JHEP **1710**, 107 (2017).
[12] A. Bhattacharyya, A. Shekar, and A. Sinha, JHEP **10**, 140 (2018).
[13] M. Guo, J. Hernandez, R. C. Myers and S. M. Ruan, JHEP **1810**, 011 (2018).
[14] R. Khan, C. Krishnan, and S. Sharma, Phys. Rev. D **98**, 126001 (2018).
[15] L. Hackl, and R. C. Myers JHEP **07** (2018), 139.
[16] T. Ali, A. Bhattacharyya, S.S. Haque, E.H. Kim, and N. Moynihan, JHEP **04** (2019) 087.
[17] F. Liu, S. Whitsitt, J. B. Curtis, R. Lundgren, P. Titum, Z. C. Yang, J. R. Garrison and A. V. Gorshkov, Phys. Rev. Res. **2**, no. 1, 013323 (2020).
[18] Z. Xiong, D.-X. Yao, and Z. Yan, Phys. Rev. B **101**, 174305(2020).
[19] N. Jaiswal, M. Gautam and T. Sarkar, Phys. Rev. E **104**, no.2, 024127 (2021).
[20] N. Jaiswal, M. Gautam and T. Sarkar, arXiv - 2110.02099.
[21] K. Pal, K. Pal and T. Sarkar, arXiv - 2106.11842 [quant-ph].
[22] U. Sood, M. Kruczenski, arXiv- 2106.12648 [quant-ph].
[23] W.-H. Huang, arXiv - 2112.13066 [hep-th].
[24] S. Chapman, M. P. Heller, H. Marrochio and F. Pastawski, Phys. Rev. Lett. **120**, no. 12, 121602 (2018).
[25] J. P. Provost and G. Vallee, Commun. Math. Phys. **76**, 289 (1980).
[26] P. Zanardi, N. Paunkovic, Phys. Rev. E **74**, 031123 (2006).
[27] H. J. Lipkin, N. Meshkov, and A. J. Glick, Nucl. Phys. **62**, 188 (1965).
[28] R. Botet, R. Jullien, P. Pfeuty, Phys. Rev. Lett. **49** 478 (1982).

- [29] R. Botet, R. Jullien, Phys. Rev. **B 28** 3955 (1982).
- [30] D. D. Scherer, C. A. Muller, and M. Kastner, J. Phys.A: Math. Theor. **42**, 465304 (2009).
- [31] A. Dey, S. Mahapatra, P. Roy, and T. Sarkar, Phys. Rev. E **86**, 031137 (2012).
- [32] D. Gutierrez-Ruiz, D. Gonzalez, J. Chavez-Carlos, J. Hirsch, J. D. Vergara, Phys. Rev. B **103** 174104 (2021).
- [33] S. Campbell, G. De Chiara, M. Paternostro, G. M. Palma, and R. Fazio, Phys. Rev. Lett **114**, 177206 (2015).
- [34] P. Ribeiro, J. Vidal, and R. Mosseri, Phys. Rev. Lett. **99**, 050402 (2007).
- [35] P. Ribeiro, J. Vidal, and R. Mosseri, Phys. Rev. E **78**, 021106 (2008).
- [36] S. Dusuel and J. Vidal, Phys. Rev. Lett. **93**, 237204 (2004).
- [37] S. Dusuel and J. Vidal, Phys. Rev. B **71**, 224420 (2005).
- [38] J. I. Latorre, R. Orus, E. Rico, J. Vidal, Phys. Rev. A **71**, 064101 (2005).
- [39] T. Barthel, S. Dusuel, and J. Vidal, Phys. Rev. Lett. **97**, 220402 (2006).
- [40] H. R. Lewis, W. B. Riesenfeld, J. Math. Phys. **10**, 1458, (1968).
- [41] W. Dittrich, M. Reuter, *Classical and quantum dynamics*, Springer, 2001.
- [42] K. Andrzewski, Quantum Information Processing **21**, no. 117 (2022).